



Ipswich QLD Professional

Race 1: FOLLOW @IPSWICHTURFCLUB Maiden Plate - 800m

02 August 2024 - 12:36



Track Rating: Good 4, Weather: Fine, Rail Position: +3m Entire

Section										Last 600m		
Field Times		Overall	600m	400m	200m							
		0:46.20 (0:13.34)	0:32.86 (0:10.42)	0:22.44 (0:11.08)	0:11.36 (0:11.36)						0:32.86	
Rank	TAB	Horse/Jockey	Barrier	Top Speed [km/h]	Fastest Section					Margin	Distance Travelled [m]	
1	7	SO BRIGHT Angela Jones	3	70.7 600m	0:10.47 600m	0:46.20 [1] (0:13.53)	0:32.67 [4] (0:10.47)	0:22.20 [3] (0:10.85)	0:11.35 [2] (0:11.35)	0:46.20	0:32.67	
2	2	PADAM PADAM Wanderson D'Avila	1	70.7 Overall	0:10.42 600m	0:46.46 [2] (0:13.34)	0:33.12 [1] (0:10.42)	0:22.70 [1] (0:11.08)	0:11.62 [1] (0:11.62)	1.53L	0:33.12	-1
3	5	EVOLEUS Landan Sykes	2	70.5 600m	0:10.52 600m	0:46.56 [3] (0:13.34)	0:33.22 [2] (0:10.52)	0:22.70 [2] (0:11.23)	0:11.47 [3] (0:11.47)	2.1L	0:33.22	+3
4	10	ROCKY BLONDE Nikita Beriman	5	70.0 600m	0:10.54 600m	0:46.67 [4] (0:13.48)	0:33.19 [3] (0:10.54)	0:22.65 [4] (0:11.16)	0:11.49 [4] (0:11.49)	2.73L	0:33.19	+3
5	6	THE PROPHECY Morgan Butler	7	68.4 400m	0:10.53 600m	0:46.79 [5] (0:14.50)	0:32.29 [6] (0:10.53)	0:21.76 [6] (0:10.66)	0:11.10 [6] (0:11.10)	3.48L	0:32.29	-1
6	8	TEDDY BEE BEAR Cody Collis	6	70.6 600m	0:10.60 600m	0:47.41 [6] (0:13.67)	0:33.74 [5] (0:10.60)	0:23.14 [5] (0:11.36)	0:11.78 [5] (0:11.78)	7.09L	0:33.74	+3
7	1	BENNU Stacey Callow	4	67.3 400m	0:10.80 400m	0:48.24 [7] (0:15.64)	0:32.60 [7] (0:10.81)	0:21.79 [7] (0:10.80)	0:10.99 [7] (0:10.99)	12L	0:32.60	-1

Scratched: Framed It (#9), Tuanaki Creek (#3), Boating (#4)

[] Ranking at each section and finish
 -:-:- No data available at this section
 NA No data available

SCN Saddle cloth number
 DNF Did not finish
 DNT Did not track



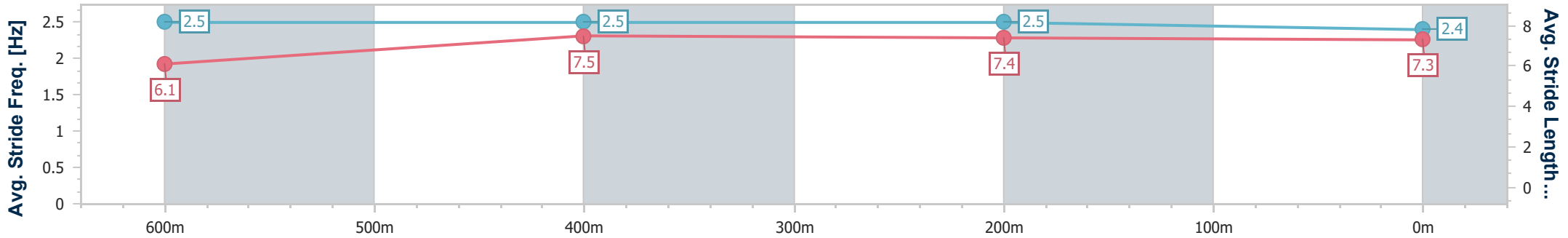
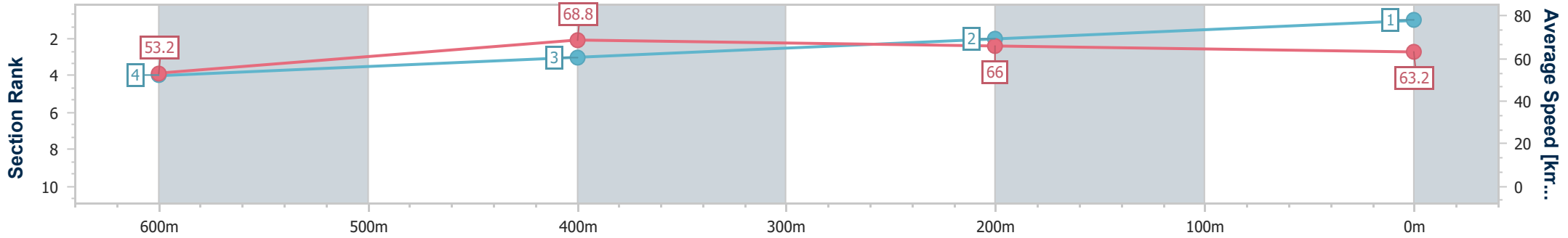
Horse/Jockey Name	So Bright
Final Rank	1
Fastest Section Time (Section)	0:10.47 (600m)
Top Speed [km/h] (Section)	70.7 (600m)
Race State	Finished



Ipswich QLD Professional
 Race 1: FOLLOW @IPSWICHTURFCLUB Maiden Plate - 800m
 02 August 2024 - 12:36
 Track Rating: Good 4, Weather: Fine, Rail Position: +3m Entire



Section	Overall	600m	400m	200m
Section Times	0:46.20 [1] (0:13.53)	0:32.67 [4] (0:10.47)	0:22.20 [3] (0:10.85)	0:11.35 [2] (0:11.35)
Average Speed [km/h]	53.2	68.8	66.0	63.2
Top Speed [km/h]	70.3	70.7	67.0	65.0
Avg. Dist. to Rail [m]	3.9	1.3	0.8	0.7
Avg. Stride Freq. [Hz]	2.5	2.5	2.5	2.4
Avg. Stride Length [m]	6.1	7.5	7.4	7.3



- [] Ranking at each section and finish
- .-.- No data available at this section
- NA No data available



Horse/Jockey Name	Padam Padam
Final Rank	2
Fastest Section Time (Section)	0:10.42 (600m)
Top Speed [km/h] (Section)	70.7 (Overall)
Race State	Finished



Ipswich QLD Professional

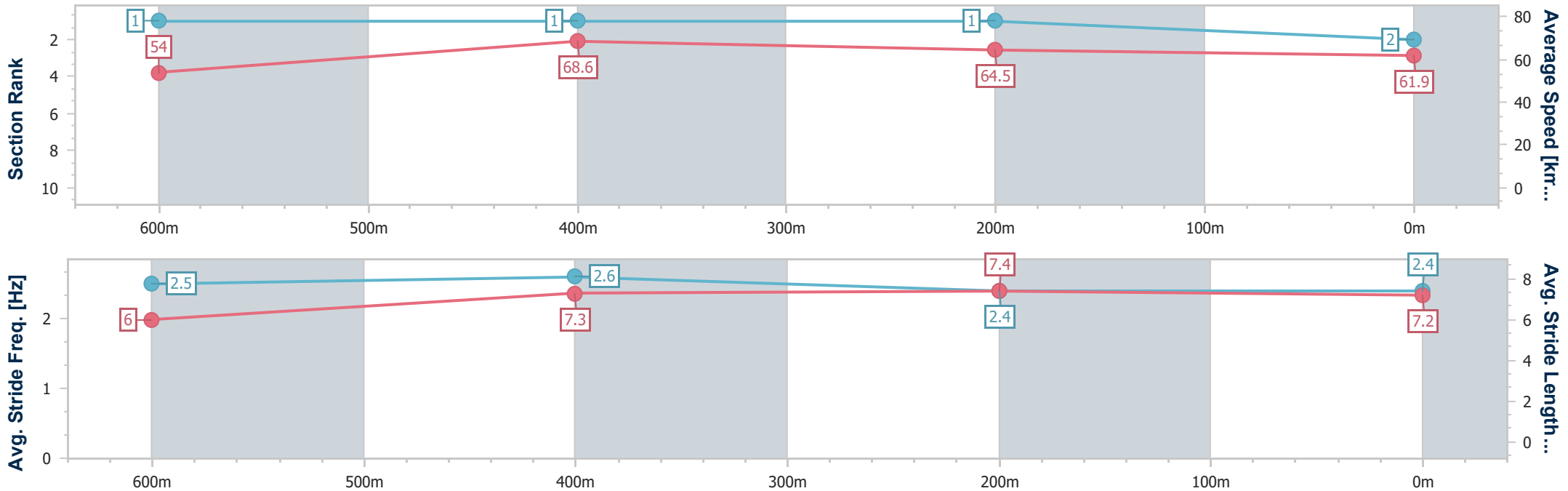
Race 1: FOLLOW @IPSWICHTURFCLUB Maiden Plate - 800m



02 August 2024 - 12:36

Track Rating: Good 4, Weather: Fine, Rail Position: +3m Entire

Section	Overall	600m	400m	200m
Section Times	0:46.46 [2] (0:13.34)	0:33.12 [1] (0:10.42)	0:22.70 [1] (0:11.08)	0:11.62 [1] (0:11.62)
Average Speed [km/h]	54.0	68.6	64.5	61.9
Top Speed [km/h]	70.7	70.5	66.9	64.3
Avg. Dist. to Rail [m]	1.1	1.0	1.7	1.4
Avg. Stride Freq. [Hz]	2.5	2.6	2.4	2.4
Avg. Stride Length [m]	6.0	7.3	7.4	7.2



- [] Ranking at each section and finish
- .-.- No data available at this section
- NA No data available



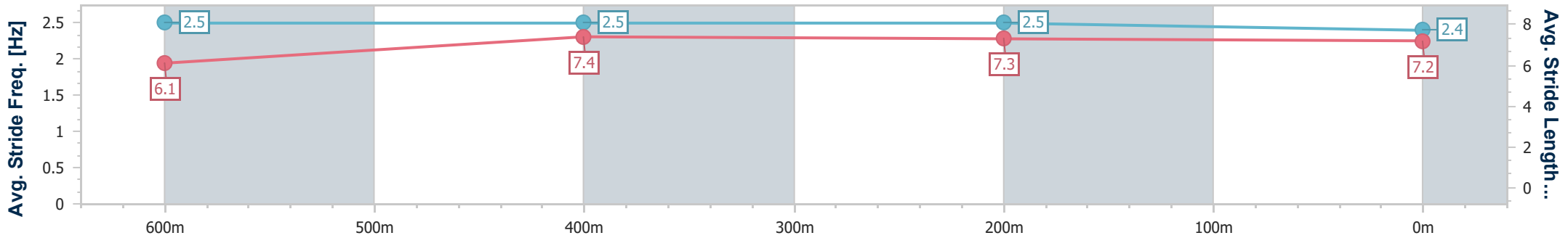
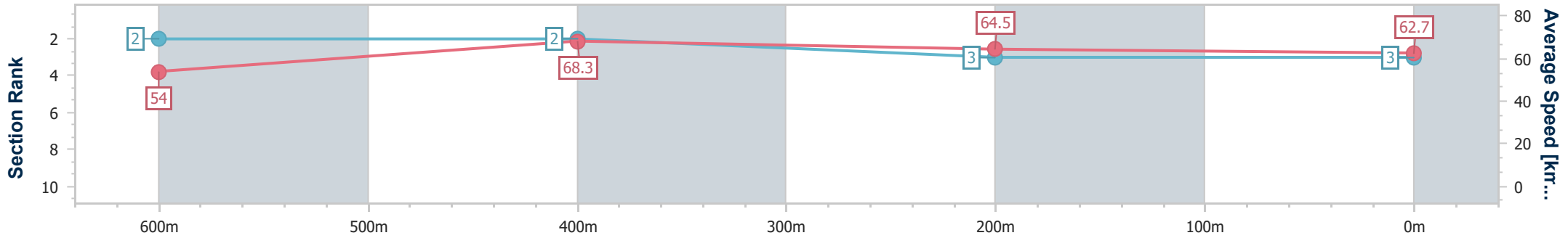
Horse/Jockey Name	Evoeus
Final Rank	3
Fastest Section Time (Section)	0:10.52 (600m)
Top Speed [km/h] (Section)	70.5 (600m)
Race State	Finished



Ipswich QLD Professional
 Race 1: FOLLOW @IPSWICHTURFCLUB Maiden Plate - 800m
 02 August 2024 - 12:36
 Track Rating: Good 4, Weather: Fine, Rail Position: +3m Entire



Section	Overall	600m	400m	200m
Section Times	0:46.56 [3] (0:13.34)	0:33.22 [2] (0:10.52)	0:22.70 [2] (0:11.23)	0:11.47 [3] (0:11.47)
Average Speed [km/h]	54.0	68.3	64.5	62.7
Top Speed [km/h]	70.5	70.5	65.8	65.1
Avg. Dist. to Rail [m]	2.5	0.9	2.5	7.1
Avg. Stride Freq. [Hz]	2.5	2.5	2.5	2.4
Avg. Stride Length [m]	6.1	7.4	7.3	7.2



- [] Ranking at each section and finish
- .-.- No data available at this section
- NA No data available



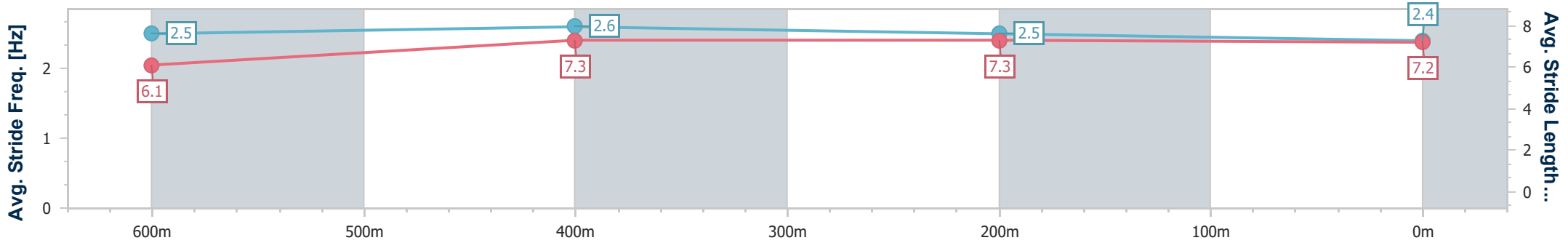
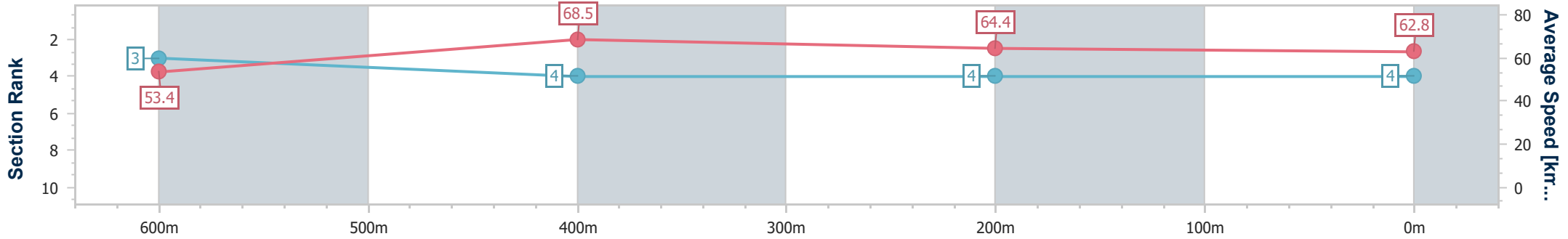
Horse/Jockey Name	Rocky Blonde
Final Rank	4
Fastest Section Time (Section)	0:10.54 (600m)
Top Speed [km/h] (Section)	70.0 (600m)
Race State	Finished



Ipswich QLD Professional
 Race 1: FOLLOW @IPSWICHTURFCLUB Maiden Plate - 800m
 02 August 2024 - 12:36
 Track Rating: Good 4, Weather: Fine, Rail Position: +3m Entire



Section	Overall	600m	400m	200m
Section Times	0:46.67 [4] (0:13.48)	0:33.19 [3] (0:10.54)	0:22.65 [4] (0:11.16)	0:11.49 [4] (0:11.49)
Average Speed [km/h]	53.4	68.5	64.4	62.8
Top Speed [km/h]	69.6	70.0	65.5	64.2
Avg. Dist. to Rail [m]	4.5	1.1	0.9	3.0
Avg. Stride Freq. [Hz]	2.5	2.6	2.5	2.4
Avg. Stride Length [m]	6.1	7.3	7.3	7.2



- [] Ranking at each section and finish
- .-.- No data available at this section
- NA No data available



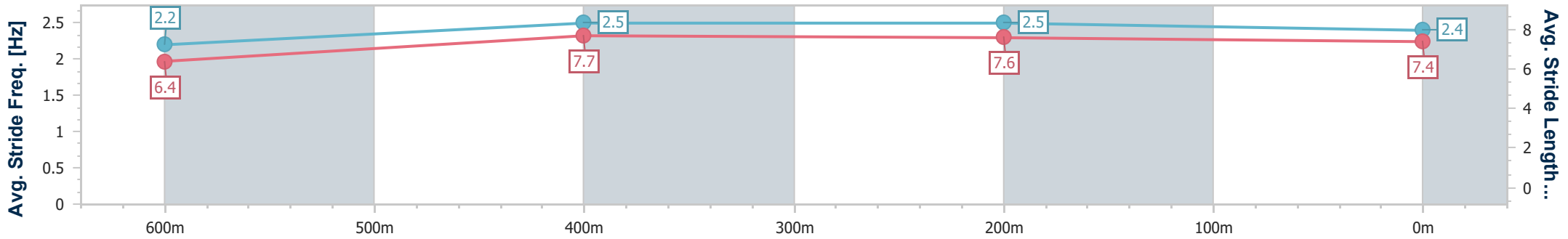
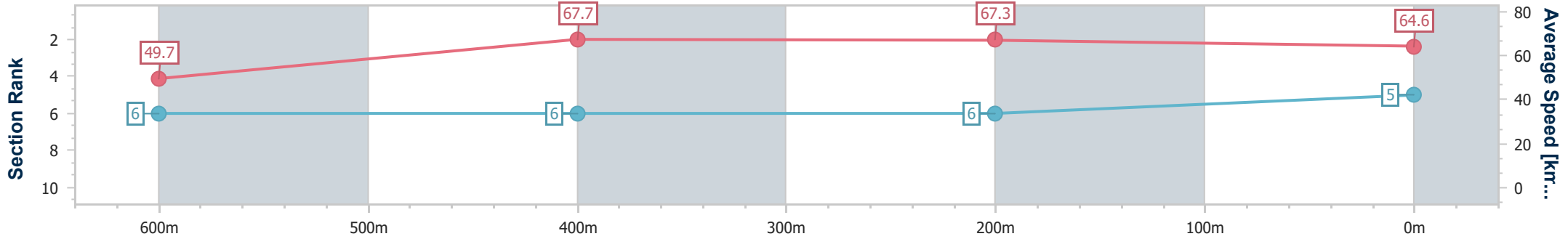
Horse/Jockey Name	The Prophecy
Final Rank	5
Fastest Section Time (Section)	0:10.53 (600m)
Top Speed [km/h] (Section)	68.4 (400m)
Race State	Finished



Ipswich QLD Professional
 Race 1: FOLLOW @IPSWICHTURFCLUB Maiden Plate - 800m
 02 August 2024 - 12:36
 Track Rating: Good 4, Weather: Fine, Rail Position: +3m Entire



Section	Overall	600m	400m	200m
Section Times	0:46.79 [5] (0:14.50)	0:32.29 [6] (0:10.53)	0:21.76 [6] (0:10.66)	0:11.10 [6] (0:11.10)
Average Speed [km/h]	49.7	67.7	67.3	64.6
Top Speed [km/h]	67.3	68.4	68.4	67.3
Avg. Dist. to Rail [m]	4.7	1.3	1.4	0.4
Avg. Stride Freq. [Hz]	2.2	2.5	2.5	2.4
Avg. Stride Length [m]	6.4	7.7	7.6	7.4



- [] Ranking at each section and finish
- .-.- No data available at this section
- NA No data available



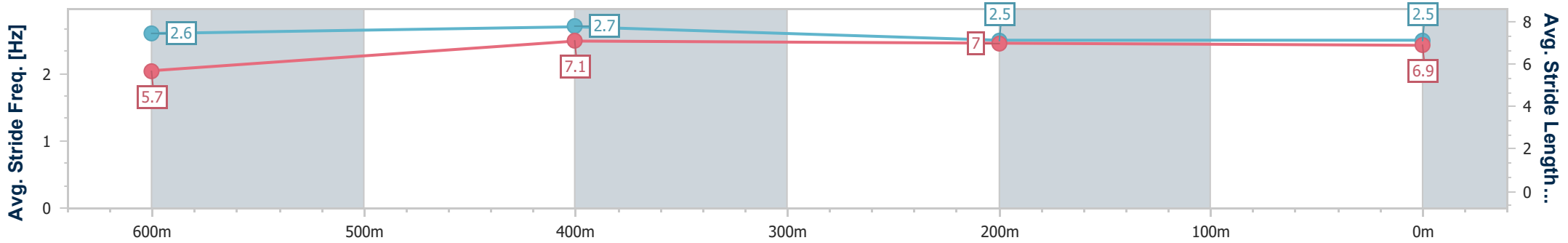
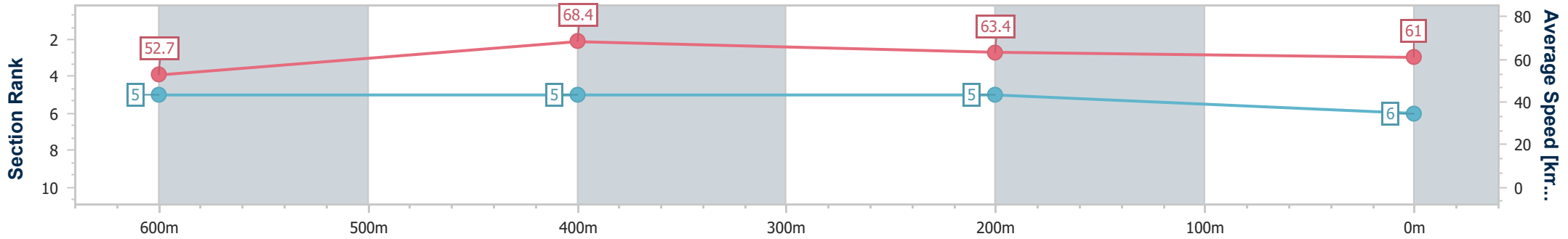
Horse/Jockey Name	Teddy Bee Bear
Final Rank	6
Fastest Section Time (Section)	0:10.60 (600m)
Top Speed [km/h] (Section)	70.6 (600m)
Race State	Finished



Ipswich QLD Professional
 Race 1: FOLLOW @IPSWICHTURFCLUB Maiden Plate - 800m
 02 August 2024 - 12:36
 Track Rating: Good 4, Weather: Fine, Rail Position: +3m Entire



Section	Overall	600m	400m	200m
Section Times	0:47.41 [6] (0:13.67)	0:33.74 [5] (0:10.60)	0:23.14 [5] (0:11.36)	0:11.78 [5] (0:11.78)
Average Speed [km/h]	52.7	68.4	63.4	61.0
Top Speed [km/h]	70.4	70.6	65.0	63.6
Avg. Dist. to Rail [m]	6.4	2.1	0.8	2.0
Avg. Stride Freq. [Hz]	2.6	2.7	2.5	2.5
Avg. Stride Length [m]	5.7	7.1	7.0	6.9



- [] Ranking at each section and finish
- .-.- No data available at this section
- NA No data available



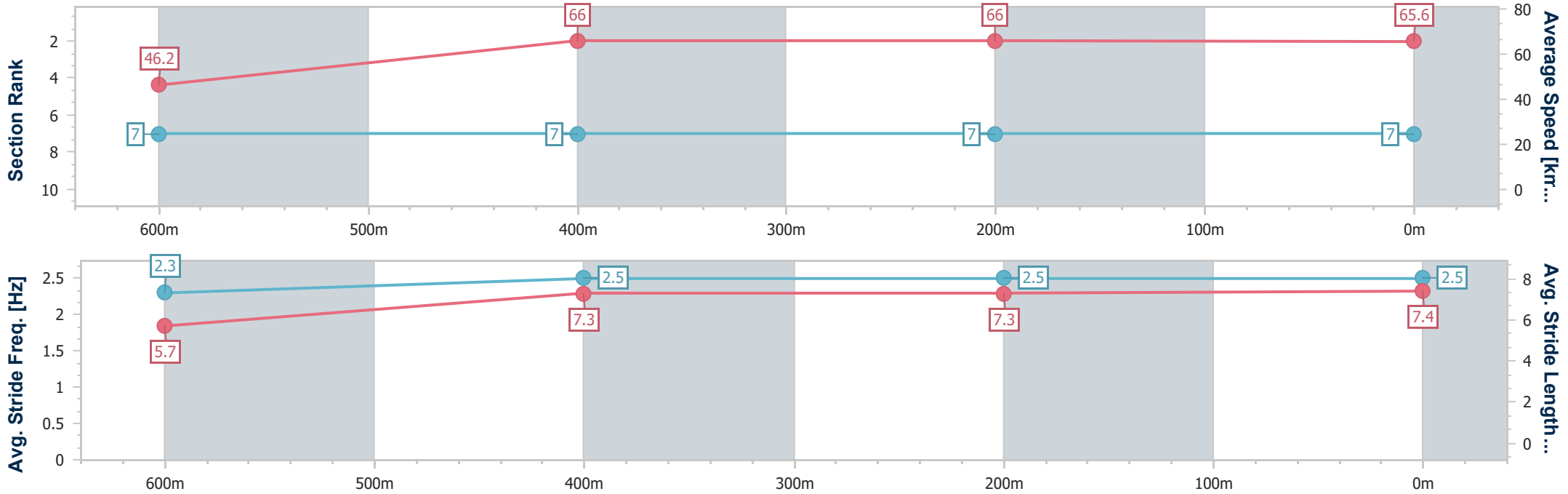
Horse/Jockey Name	Bennu
Final Rank	7
Fastest Section Time (Section)	0:10.80 (400m)
Top Speed [km/h] (Section)	67.3 (400m)
Race State	Finished



Ipswich QLD Professional
 Race 1: FOLLOW @IPSWICHTURFCLUB Maiden Plate - 800m
 02 August 2024 - 12:36
 Track Rating: Good 4, Weather: Fine, Rail Position: +3m Entire



Section	Overall	600m	400m	200m
Section Times	0:48.24 [7] (0:15.64)	0:32.60 [7] (0:10.81)	0:21.79 [7] (0:10.80)	0:10.99 [7] (0:10.99)
Average Speed [km/h]	46.2	66.0	66.0	65.6
Top Speed [km/h]	65.7	66.4	67.3	67.0
Avg. Dist. to Rail [m]	2.8	1.6	2.2	1.8
Avg. Stride Freq. [Hz]	2.3	2.5	2.5	2.5
Avg. Stride Length [m]	5.7	7.3	7.3	7.4



- [] Ranking at each section and finish
- .-.- No data available at this section
- NA No data available

Track Rating: Good 4, Weather: Fine, Rail Position: +3m Entire

Section		Overall	1200m	1000m	800m	600m	400m	Last 600m				
Field Times		1:20.87 (0:11.01)	1:09.86 (0:10.87)	0:58.99 (0:11.20)	0:47.79 (0:11.59)	0:36.20 (0:11.81)	0:24.39 (0:12.16)	0:36.20				
Rank	TAB Horse/Jockey	Barrier	Top Speed [km/h]	Fastest Section	Distance Travelled [m]							
1	9 BEE EXACT Micheal Hellyer	5	64.8 1200m	0:11.24 1200m	1:20.87 [1] (0:11.41)	1:09.46 [7] (0:11.24)	0:58.22 [7] (0:11.34)	0:46.88 [7] (0:11.36)	0:35.52 [7] (0:11.80)	0:23.72 [7] (0:11.71)	0:35.52	
2	6 NATIONAL INTEREST Samantha Collett	4	67.0 1200m	0:11.06 1200m	1:20.98 [2] (0:11.38)	1:09.60 [6] (0:11.06)	0:58.54 [6] (0:11.30)	0:47.24 [6] (0:11.43)	0:35.81 [6] (0:11.77)	0:24.04 [6] (0:11.77)	0:35.81	-1
3	10 EFFIE'S JOY Cejay Graham	9	66.4 1200m	0:11.18 1000m	1:21.13 [3] (0:11.64)	1:09.49 [8] (0:11.24)	0:58.25 [8] (0:11.18)	0:47.07 [8] (0:11.32)	0:35.75 [8] (0:11.86)	0:23.89 [8] (0:11.82)	0:35.75	+3
4	2 AUTUMN SONG Adin Thompson	7	66.2 1200m	0:11.12 1200m	1:21.13 [4] (0:11.28)	1:09.85 [4] (0:11.12)	0:58.73 [5] (0:11.28)	0:47.45 [5] (0:11.45)	0:36.00 [5] (0:11.81)	0:24.19 [5] (0:12.03)	0:36.00	+3
5	1 AZUKI Dylan Bennett	12	68.3 1200m	0:10.87 1200m	1:21.20 [5] (0:11.33)	1:09.87 [5] (0:10.87)	0:59.00 [4] (0:11.22)	0:47.78 [4] (0:11.58)	0:36.20 [4] (0:11.78)	0:24.42 [4] (0:11.93)	0:36.20	+4
6	3 POWER ACE James Orman	8	67.1 1200m	0:10.89 1200m	1:21.28 [6] (0:11.01)	1:10.27 [1] (0:10.89)	0:59.38 [2] (0:11.28)	0:48.10 [2] (0:11.60)	0:36.50 [2] (0:11.82)	0:24.68 [2] (0:12.04)	0:36.50	+4
7	13 OUR BLING Emily Lang	11	65.1 1000m	0:11.27 1000m	1:21.64 [7] (0:11.72)	1:09.92 [9] (0:11.40)	0:58.52 [9] (0:11.27)	0:47.25 [9] (0:11.30)	0:35.95 [9] (0:11.84)	0:24.11 [9] (0:11.82)	0:35.95	+2
8	5 DEEP DAWN Angela Jones	1	67.3 1200m	0:10.86 1200m	1:21.66 [8] (0:11.02)	1:10.64 [2] (0:10.86)	0:59.78 [1] (0:11.20)	0:48.58 [1] (0:11.59)	0:36.99 [1] (0:11.81)	0:25.18 [1] (0:12.17)	0:36.99	-3
9	11 READY TO MINGLE Nikita Beriman	6	66.1 Overall	0:11.04 1200m	1:21.67 [9] (0:11.09)	1:10.58 [3] (0:11.04)	0:59.54 [3] (0:11.23)	0:48.31 [3] (0:11.55)	0:36.76 [3] (0:11.84)	0:24.92 [3] (0:12.09)	0:36.76	-2

Scratched: Elleyanna (#7), Umabett (#12), Isle Ornsay (#8), Teesandcees Apply (#4), Manhattan Mojo (#14)



Ipswich QLD Professional

Race 2: GREAT NORTHERN Maiden Handicap - 1350m

02 August 2024 - 13:11



Track Rating: Good 4, Weather: Fine, Rail Position: +3m Entire

Section				200m				Last 600m	
Field Times				0:12.23 (0:12.23)				0:36.20	
Rank	TAB	Horse/Jockey	Barrier	Top Speed [km/h]	Fastest Section	Margin			Distance Travelled [m]
1	9	BEE EXACT Micheal Hellyer	5	64.8 1200m	0:11.24 1200m	0:12.01 [6] (0:12.01)	1:20.87		0:35.52
2	6	NATIONAL INTEREST Samantha Collett	4	67.0 1200m	0:11.06 1200m	0:12.27 [3] (0:12.27)	0.61L		0:35.81 -1
3	10	EFFIE'S JOY Cejay Graham	9	66.4 1200m	0:11.18 1000m	0:12.07 [8] (0:12.07)	1.5L		0:35.75 +3
4	2	AUTUMN SONG Adin Thompson	7	66.2 1200m	0:11.12 1200m	0:12.16 [7] (0:12.16)	1.52L		0:36.00 +3
5	1	AZUKI Dylan Bennett	12	68.3 1200m	0:10.87 1200m	0:12.49 [4] (0:12.49)	1.94L		0:36.20 +4
6	3	POWER ACE James Orman	8	67.1 1200m	0:10.89 1200m	0:12.64 [1] (0:12.64)	2.38L		0:36.50 +4
7	13	OUR BLING Emily Lang	11	65.1 1000m	0:11.27 1000m	0:12.29 [9] (0:12.29)	4.52L		0:35.95 +2
8	5	DEEP DAWN Angela Jones	1	67.3 1200m	0:10.86 1200m	0:13.01 [2] (0:13.01)	4.63L		0:36.99 -3
9	11	READY TO MINGLE Nikita Beriman	6	66.1 Overall	0:11.04 1200m	0:12.83 [5] (0:12.83)	4.67L		0:36.76 -2

Scratched: Elleyanna (#7), Umabett (#12), Isle Ornsay (#8), Teesandcees Apply (#4), Manhattan Mojo (#14)



Horse/Jockey Name	Bee Exact
Final Rank	1
Fastest Section Time (Section)	0:11.24 (1200m)
Top Speed [km/h] (Section)	64.8 (1200m)
Race State	Finished



Ipswich QLD Professional

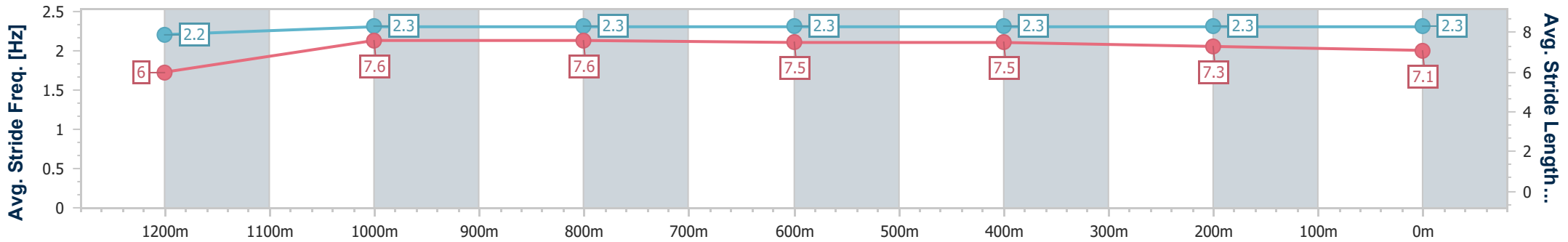
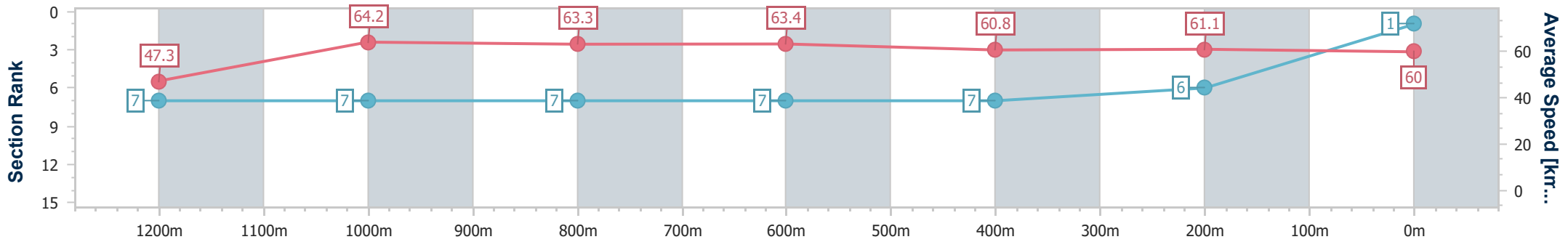
Race 2: GREAT NORTHERN Maiden Handicap - 1350m

02 August 2024 - 13:11



Track Rating: Good 4, Weather: Fine, Rail Position: +3m Entire

Section	Overall	1200m	1000m	800m	600m	400m	200m
Section Times	1:20.87 [1] (0:11.41)	1:09.46 [7] (0:11.24)	0:58.22 [7] (0:11.34)	0:46.88 [7] (0:11.36)	0:35.52 [7] (0:11.80)	0:23.72 [7] (0:11.71)	0:12.01 [6]
Average Speed [km/h]	47.3	64.2	63.3	63.4	60.8	61.1	60.0
Top Speed [km/h]	64.1	64.8	64.6	64.2	61.6	62.0	60.6
Avg. Dist. to Rail [m]	1.1	1.4	0.5	0.8	1.0	0.8	2.0
Avg. Stride Freq. [Hz]	2.2	2.3	2.3	2.3	2.3	2.3	2.3
Avg. Stride Length [m]	6.0	7.6	7.6	7.5	7.5	7.3	7.1



- [] Ranking at each section and finish
- .-.- No data available at this section
- NA No data available



Horse/Jockey Name	National Interest
Final Rank	2
Fastest Section Time (Section)	0:11.06 (1200m)
Top Speed [km/h] (Section)	67.0 (1200m)
Race State	Finished



Ipswich QLD Professional

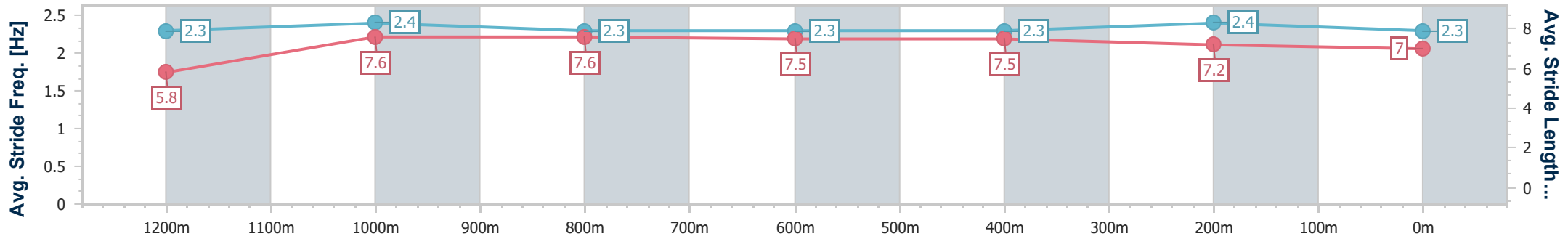
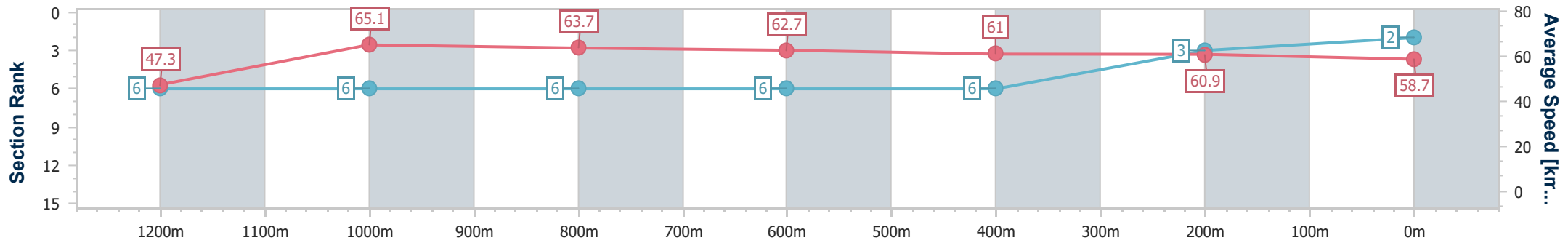
Race 2: GREAT NORTHERN Maiden Handicap - 1350m

02 August 2024 - 13:11



Track Rating: Good 4, Weather: Fine, Rail Position: +3m Entire

Section	Overall	1200m	1000m	800m	600m	400m	200m
Section Times	1:20.98 [2] (0:11.38)	1:09.60 [6] (0:11.06)	0:58.54 [6] (0:11.30)	0:47.24 [6] (0:11.43)	0:35.81 [6] (0:11.77)	0:24.04 [6] (0:11.77)	0:12.27 [3] (0:12.27)
Average Speed [km/h]	47.3	65.1	63.7	62.7	61.0	60.9	58.7
Top Speed [km/h]	66.6	67.0	64.6	63.9	62.3	62.2	60.3
Avg. Dist. to Rail [m]	1.2	0.4	0.3	1.0	1.3	1.0	3.2
Avg. Stride Freq. [Hz]	2.3	2.4	2.3	2.3	2.3	2.4	2.3
Avg. Stride Length [m]	5.8	7.6	7.6	7.5	7.5	7.2	7.0



- [] Ranking at each section and finish
- .-.- No data available at this section
- NA No data available



Horse/Jockey Name	Effie's Joy
Final Rank	3
Fastest Section Time (Section)	0:11.18 (1000m)
Top Speed [km/h] (Section)	66.4 (1200m)
Race State	Finished



Ipswich QLD Professional

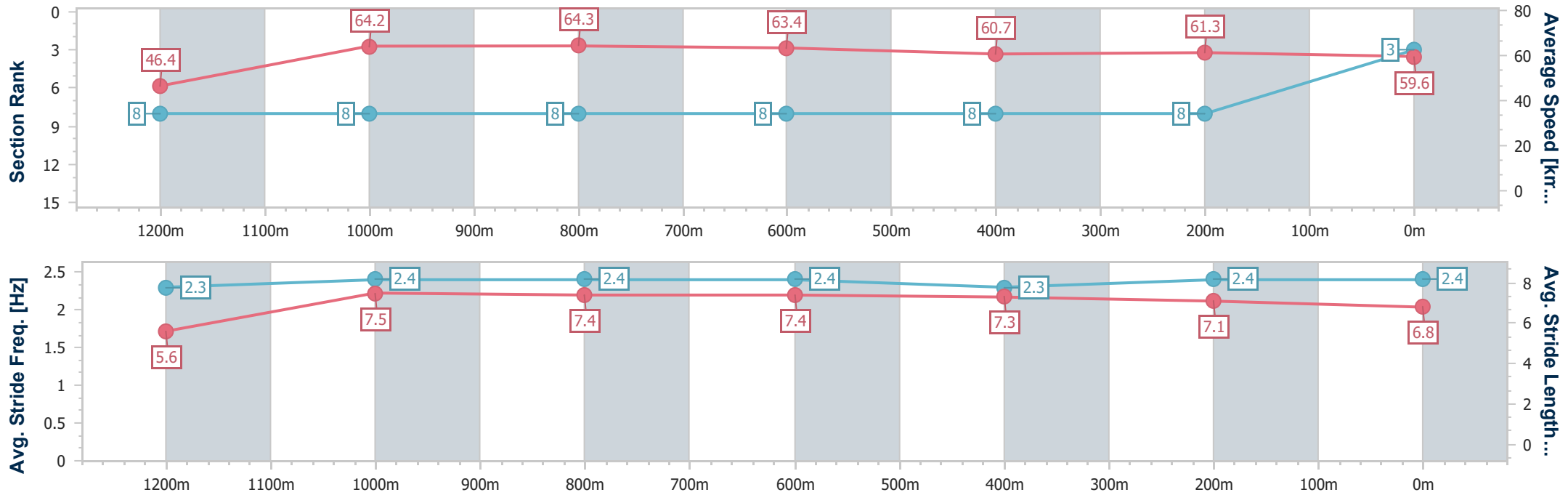
Race 2: GREAT NORTHERN Maiden Handicap - 1350m

02 August 2024 - 13:11



Track Rating: Good 4, Weather: Fine, Rail Position: +3m Entire

Section	Overall	1200m	1000m	800m	600m	400m	200m
Section Times	1:21.13 [3] (0:11.64)	1:09.49 [8] (0:11.24)	0:58.25 [8] (0:11.18)	0:47.07 [8] (0:11.32)	0:35.75 [8] (0:11.86)	0:23.89 [8] (0:11.82)	0:12.07 [8] (0:12.07)
Average Speed [km/h]	46.4	64.2	64.3	63.4	60.7	61.3	59.6
Top Speed [km/h]	63.2	66.4	65.9	64.5	62.5	62.5	62.0
Avg. Dist. to Rail [m]	2.7	0.6	0.3	0.5	0.3	2.2	7.2
Avg. Stride Freq. [Hz]	2.3	2.4	2.4	2.4	2.3	2.4	2.4
Avg. Stride Length [m]	5.6	7.5	7.4	7.4	7.3	7.1	6.8



- [] Ranking at each section and finish
- .-.- No data available at this section
- NA No data available



Horse/Jockey Name	Autumn Song
Final Rank	4
Fastest Section Time (Section)	0:11.12 (1200m)
Top Speed [km/h] (Section)	66.2 (1200m)
Race State	Finished



Ipswich QLD Professional

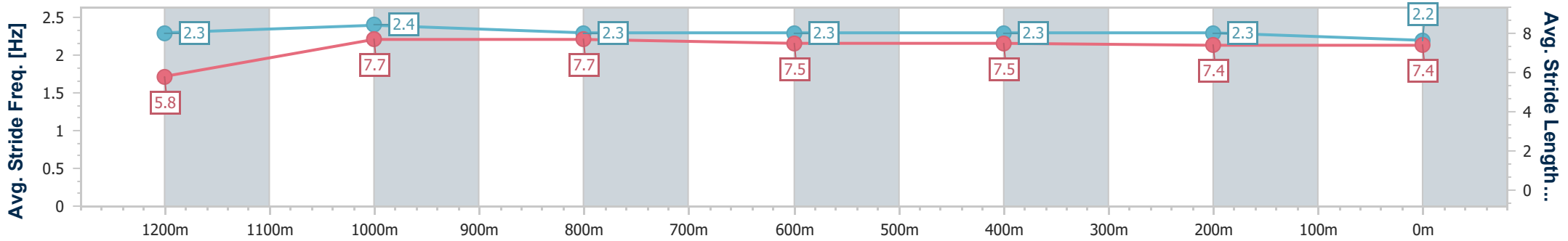
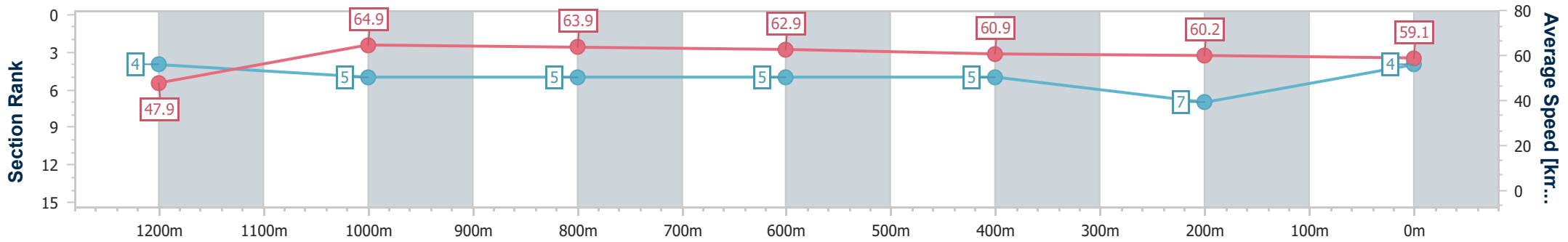
Race 2: GREAT NORTHERN Maiden Handicap - 1350m

02 August 2024 - 13:11



Track Rating: Good 4, Weather: Fine, Rail Position: +3m Entire

Section	Overall	1200m	1000m	800m	600m	400m	200m
Section Times	1:21.13 [4] (0:11.28)	1:09.85 [4] (0:11.12)	0:58.73 [5] (0:11.28)	0:47.45 [5] (0:11.45)	0:36.00 [5] (0:11.81)	0:24.19 [5] (0:12.03)	0:12.16 [7] (0:12.16)
Average Speed [km/h]	47.9	64.9	63.9	62.9	60.9	60.2	59.1
Top Speed [km/h]	63.3	66.2	64.7	65.3	61.5	61.3	61.1
Avg. Dist. to Rail [m]	1.5	0.2	0.2	0.1	0.3	2.0	4.8
Avg. Stride Freq. [Hz]	2.3	2.4	2.3	2.3	2.3	2.3	2.2
Avg. Stride Length [m]	5.8	7.7	7.7	7.5	7.5	7.4	7.4



- [] Ranking at each section and finish
- .-.- No data available at this section
- NA No data available



Horse/Jockey Name	Azuki
Final Rank	5
Fastest Section Time (Section)	0:10.87 (1200m)
Top Speed [km/h] (Section)	68.3 (1200m)
Race State	Finished



Ipswich QLD Professional

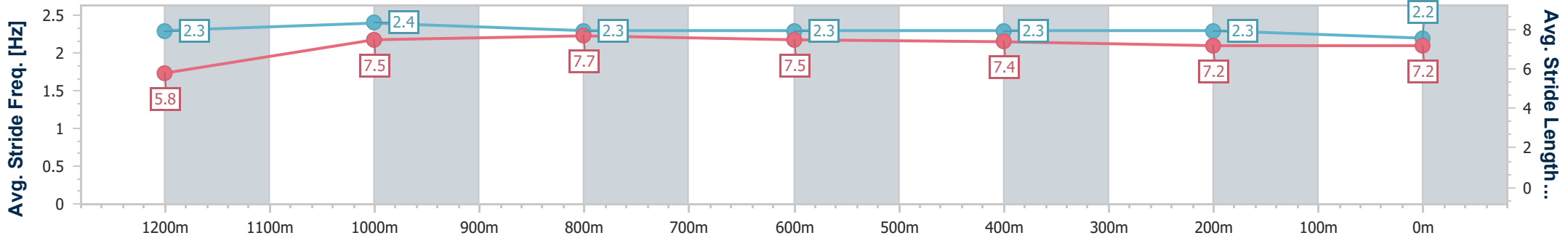
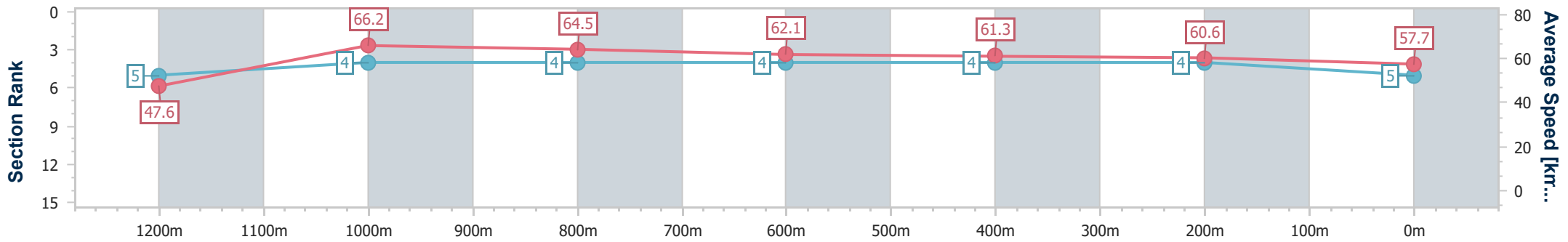
Race 2: GREAT NORTHERN Maiden Handicap - 1350m

02 August 2024 - 13:11



Track Rating: Good 4, Weather: Fine, Rail Position: +3m Entire

Section	Overall	1200m	1000m	800m	600m	400m	200m
Section Times	1:21.20 [5] (0:11.33)	1:09.87 [5] (0:10.87)	0:59.00 [4] (0:11.22)	0:47.78 [4] (0:11.58)	0:36.20 [4] (0:11.78)	0:24.42 [4] (0:11.93)	0:12.49 [4] (0:12.49)
Average Speed [km/h]	47.6	66.2	64.5	62.1	61.3	60.6	57.7
Top Speed [km/h]	64.9	68.3	65.7	63.8	61.7	61.6	59.9
Avg. Dist. to Rail [m]	6.4	2.0	0.4	0.2	0.4	2.4	8.8
Avg. Stride Freq. [Hz]	2.3	2.4	2.3	2.3	2.3	2.3	2.2
Avg. Stride Length [m]	5.8	7.5	7.7	7.5	7.4	7.2	7.2



- [] Ranking at each section and finish
- .-.- No data available at this section
- NA No data available



Horse/Jockey Name	Power Ace
Final Rank	6
Fastest Section Time (Section)	0:10.89 (1200m)
Top Speed [km/h] (Section)	67.1 (1200m)
Race State	Finished



Ipswich QLD Professional

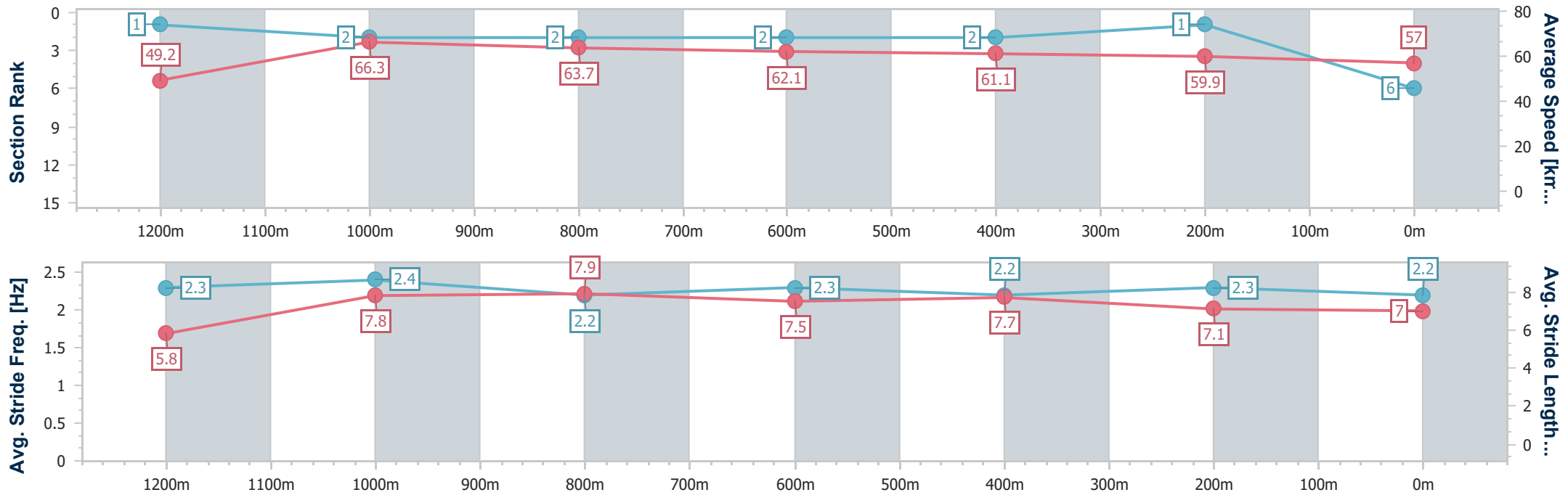
Race 2: GREAT NORTHERN Maiden Handicap - 1350m

02 August 2024 - 13:11



Track Rating: Good 4, Weather: Fine, Rail Position: +3m Entire

Section	Overall	1200m	1000m	800m	600m	400m	200m
Section Times	1:21.28 [6] (0:11.01)	1:10.27 [1] (0:10.89)	0:59.38 [2] (0:11.28)	0:48.10 [2] (0:11.60)	0:36.50 [2] (0:11.82)	0:24.68 [2] (0:12.04)	0:12.64 [1] (0:12.64)
Average Speed [km/h]	49.2	66.3	63.7	62.1	61.1	59.9	57.0
Top Speed [km/h]	65.9	67.1	65.1	64.1	62.1	62.0	59.2
Avg. Dist. to Rail [m]	4.4	3.5	0.5	0.2	0.4	1.1	0.9
Avg. Stride Freq. [Hz]	2.3	2.4	2.2	2.3	2.2	2.3	2.2
Avg. Stride Length [m]	5.8	7.8	7.9	7.5	7.7	7.1	7.0



- [] Ranking at each section and finish
- .-.- No data available at this section
- NA No data available



Horse/Jockey Name	Our Bling
Final Rank	7
Fastest Section Time (Section)	0:11.27 (1000m)
Top Speed [km/h] (Section)	65.1 (1000m)
Race State	Finished



Ipswich QLD Professional

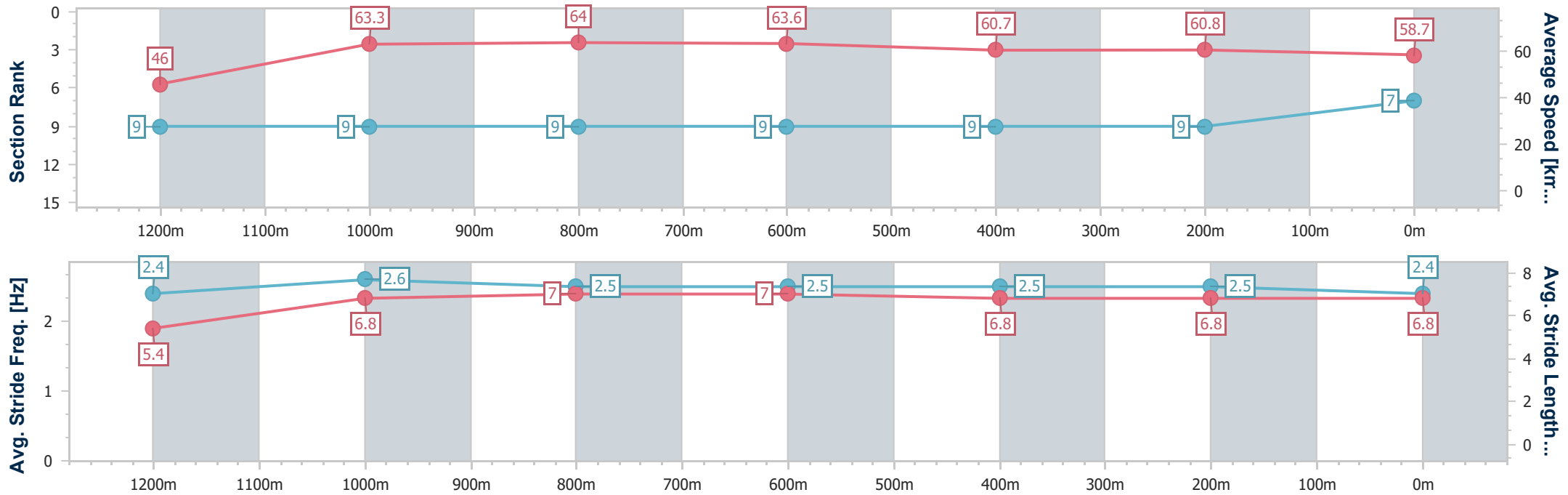
Race 2: GREAT NORTHERN Maiden Handicap - 1350m

02 August 2024 - 13:11



Track Rating: Good 4, Weather: Fine, Rail Position: +3m Entire

Section	Overall	1200m	1000m	800m	600m	400m	200m
Section Times	1:21.64 [7] (0:11.72)	1:09.92 [9] (0:11.40)	0:58.52 [9] (0:11.27)	0:47.25 [9] (0:11.30)	0:35.95 [9] (0:11.84)	0:24.11 [9] (0:11.82)	0:12.29 [9] (0:12.29)
Average Speed [km/h]	46.0	63.3	64.0	63.6	60.7	60.8	58.7
Top Speed [km/h]	62.8	64.2	65.1	64.7	62.4	61.8	61.3
Avg. Dist. to Rail [m]	4.2	1.3	0.4	0.5	0.3	0.4	1.8
Avg. Stride Freq. [Hz]	2.4	2.6	2.5	2.5	2.5	2.5	2.4
Avg. Stride Length [m]	5.4	6.8	7.0	7.0	6.8	6.8	6.8



- [] Ranking at each section and finish
- .-.- No data available at this section
- NA No data available



Horse/Jockey Name	Deep Dawn
Final Rank	8
Fastest Section Time (Section)	0:10.86 (1200m)
Top Speed [km/h] (Section)	67.3 (1200m)
Race State	Finished



Ipswich QLD Professional

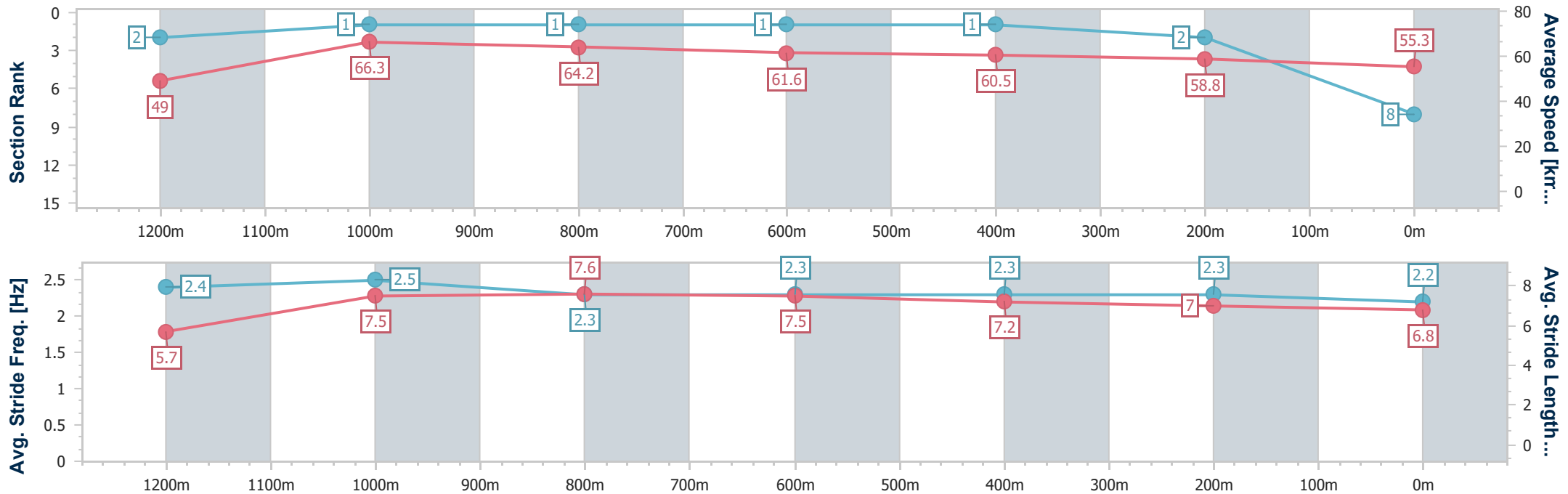
Race 2: GREAT NORTHERN Maiden Handicap - 1350m

02 August 2024 - 13:11



Track Rating: Good 4, Weather: Fine, Rail Position: +3m Entire

Section	Overall	1200m	1000m	800m	600m	400m	200m
Section Times	1:21.66 [8] (0:11.02)	1:10.64 [2] (0:10.86)	0:59.78 [1] (0:11.20)	0:48.58 [1] (0:11.59)	0:36.99 [1] (0:11.81)	0:25.18 [1] (0:12.17)	0:13.01 [2] (0:13.01)
Average Speed [km/h]	49.0	66.3	64.2	61.6	60.5	58.8	55.3
Top Speed [km/h]	66.5	67.3	65.8	62.9	61.3	60.9	56.7
Avg. Dist. to Rail [m]	0.7	0.3	0.5	1.3	1.8	1.7	1.8
Avg. Stride Freq. [Hz]	2.4	2.5	2.3	2.3	2.3	2.3	2.2
Avg. Stride Length [m]	5.7	7.5	7.6	7.5	7.2	7.0	6.8



- [] Ranking at each section and finish
- .-.- No data available at this section
- NA No data available



Horse/Jockey Name	Ready To Mingle
Final Rank	9
Fastest Section Time (Section)	0:11.04 (1200m)
Top Speed [km/h] (Section)	66.1 (Overall)
Race State	Finished



Ipswich QLD Professional

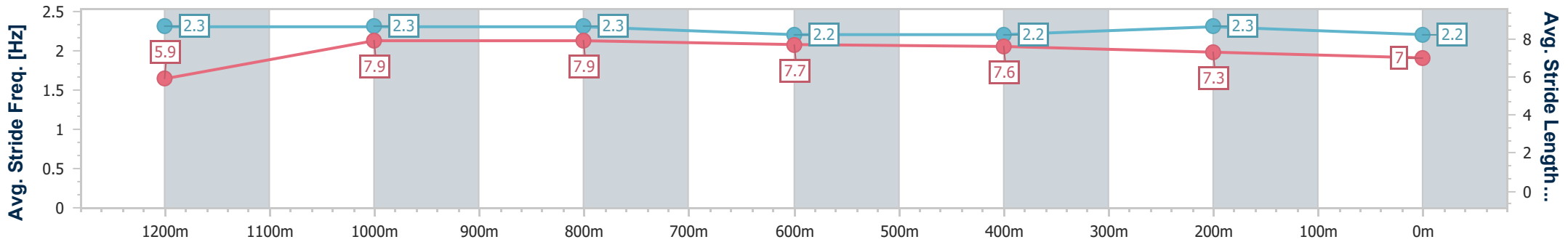
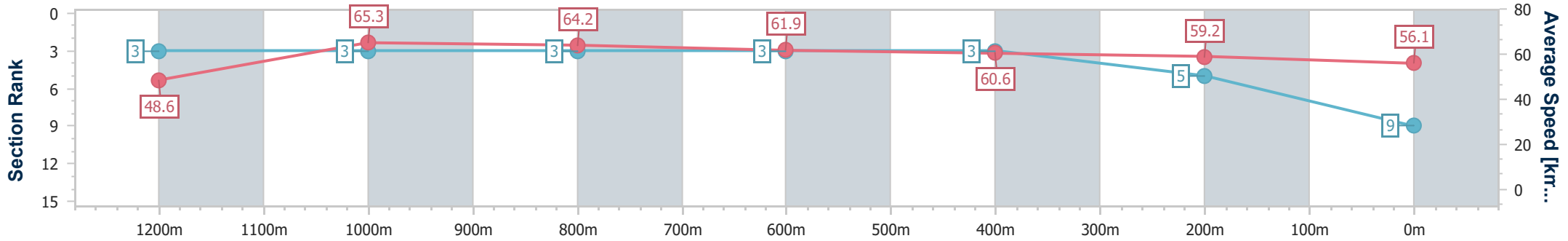
Race 2: GREAT NORTHERN Maiden Handicap - 1350m

02 August 2024 - 13:11



Track Rating: Good 4, Weather: Fine, Rail Position: +3m Entire

Section	Overall	1200m	1000m	800m	600m	400m	200m
Section Times	1:21.67 [9] (0:11.09)	1:10.58 [3] (0:11.04)	0:59.54 [3] (0:11.23)	0:48.31 [3] (0:11.55)	0:36.76 [3] (0:11.84)	0:24.92 [3] (0:12.09)	0:12.83 [5] (0:12.83)
Average Speed [km/h]	48.6	65.3	64.2	61.9	60.6	59.2	56.1
Top Speed [km/h]	66.1	65.7	65.1	63.2	61.1	60.7	56.7
Avg. Dist. to Rail [m]	1.6	0.9	0.4	1.0	1.3	1.5	0.6
Avg. Stride Freq. [Hz]	2.3	2.3	2.3	2.2	2.2	2.3	2.2
Avg. Stride Length [m]	5.9	7.9	7.9	7.7	7.6	7.3	7.0



- [] Ranking at each section and finish
- .-.- No data available at this section
- NA No data available

Track Rating: Good 4, Weather: Fine, Rail Position: +3m Entire

Section												Last 600m	
Field Times		Overall	1200m	1000m	800m	600m	400m						0:35.93
		1:20.96 (0:11.10)	1:09.86 (0:10.99)	0:58.87 (0:11.23)	0:47.64 (0:11.71)	0:35.93 (0:11.85)	0:24.08 (0:11.98)						
Rank	TAB	Horse/Jockey	Barrier	Top Speed [km/h]	Fastest Section							Distance Travelled [m]	
1	9	ZATTASTAR Dan McGillivray	4	65.5 1000m	0:11.24 1200m	1:20.96 [1] (0:11.54)	1:09.42 [7] (0:11.24)	0:58.18 [8] (0:11.27)	0:46.91 [8] (0:11.79)	0:35.12 [8] (0:11.79)	0:23.33 [8] (0:11.61)	0:35.12	
2	13	PARUES Taylor Marshall	12	66.2 1200m	0:10.99 1200m	1:20.98 [2] (0:11.10)	1:09.88 [1] (0:10.99)	0:58.89 [1] (0:11.23)	0:47.66 [1] (0:11.71)	0:35.95 [1] (0:11.85)	0:24.10 [1] (0:11.98)	0:35.95	-4
3	11	SCHOONA THE BETTER Nikita Beriman	16	64.6 1200m	0:11.28 1200m	1:21.16 [3] (0:11.91)	1:09.25 [11] (0:11.28)	0:57.97 [10] (0:11.31)	0:46.66 [10] (0:11.70)	0:34.96 [11] (0:11.60)	0:23.36 [11] (0:11.58)	0:34.96	+2
4	16	HOOKS Samantha Collett	3	65.4 1200m	0:11.15 1000m	1:21.17 [4] (0:11.53)	1:09.64 [4] (0:11.17)	0:58.47 [6] (0:11.15)	0:47.32 [5] (0:11.73)	0:35.59 [6] (0:11.86)	0:23.73 [7] (0:11.91)	0:35.59	-5
5	10	BELYAEV Angela Jones	2	66.2 1200m	0:11.08 1200m	1:21.26 [5] (0:11.32)	1:09.94 [3] (0:11.08)	0:58.86 [4] (0:11.25)	0:47.61 [4] (0:11.68)	0:35.93 [3] (0:11.88)	0:24.05 [3] (0:11.87)	0:35.93	-6
6	8	SPIRIT'S CHARM Wayne O'Connell	14	64.7 800m	0:11.33 1000m	1:21.48 [6] (0:11.88)	1:09.60 [10] (0:11.41)	0:58.19 [11] (0:11.33)	0:46.86 [11] (0:11.48)	0:35.38 [10] (0:11.57)	0:23.81 [10] (0:11.79)	0:35.38	-4
7	12	SHORE TO HAPPEN Jag Guthmann-Chester	5	66.6 1200m	0:10.78 1200m	1:21.54 [7] (0:11.53)	1:10.01 [5] (0:10.78)	0:59.23 [3] (0:11.33)	0:47.90 [3] (0:11.73)	0:36.17 [4] (0:11.84)	0:24.33 [4] (0:11.91)	0:36.17	+0
8	5	HUSSON'S REVENGE Corey Sutherland	13	65.9 1200m	0:11.12 1200m	1:21.55 [8] (0:11.62)	1:09.93 [8] (0:11.12)	0:58.81 [7] (0:11.20)	0:47.61 [7] (0:11.79)	0:35.82 [7] (0:11.70)	0:24.12 [6] (0:11.88)	0:35.82	+0
9	14	ALLEZIZZY Micheal Hellyer	8	67.3 1200m	0:10.76 1200m	1:21.58 [9] (0:11.54)	1:10.04 [6] (0:10.76)	0:59.28 [2] (0:11.21)	0:48.07 [2] (0:11.63)	0:36.44 [2] (0:11.83)	0:24.61 [2] (0:12.06)	0:36.44	-3
10	6	ROADHOUSE Ryan Wiggins	6	66.0 1200m	0:11.24 1200m	1:21.87 [10] (0:11.28)	1:10.59 [2] (0:11.24)	0:59.35 [5] (0:11.34)	0:48.01 [6] (0:11.71)	0:36.30 [5] (0:11.81)	0:24.49 [5] (0:11.94)	0:36.30	-2

Scratched: Dragon Pins (#1), Sleigh Queen (#2), Helen's Dream (#15), Affinity Flyer (#3), Talana (#4)



Ipswich QLD Professional
Race 3: JOST AUSTRALIA BENCHMARK 58 Handicap - 1350m
02 August 2024 - 13:47



Track Rating: Good 4, Weather: Fine, Rail Position: +3m Entire

Section		Overall	1200m	1000m	800m	600m	400m	Last 600m
Field Times		1:20.96 (0:11.10)	1:09.86 (0:10.99)	0:58.87 (0:11.23)	0:47.64 (0:11.71)	0:35.93 (0:11.85)	0:24.08 (0:11.98)	0:35.93

Rank	TAB	Horse/Jockey	Barrier	Top Speed [km/h]	Fastest Section							Distance Travelled [m]	
11	7	MISS LENORR	1	64.8	0:11.27	1:21.91 [11]	1:10.17 [9]	0:58.80 [9]	0:47.53 [9]	0:35.93 [9]	0:24.27 [9]	0:35.93	+0
		Michael Cahill		1200m	1000m	(0:11.74)	(0:11.37)	(0:11.27)	(0:11.60)	(0:11.66)	(0:11.87)		

Scratched: Dragon Pins (#1), Sleigh Queen (#2), Helen's Dream (#15), Affinity Flyer (#3), Talana (#4)

[] Ranking at each section and finish
 -:-:- No data available at this section
 NA No data available

SCN Saddle cloth number
 DNF Did not finish
 DNT Did not track



Ipswich QLD Professional
Race 3: JOST AUSTRALIA BENCHMARK 58 Handicap - 1350m
 02 August 2024 - 13:47



Track Rating: Good 4, Weather: Fine, Rail Position: +3m Entire

Section							200m			Last 600m
Field Times							0:12.10			0:35.93
							(0:12.10)			
Rank	TAB	Horse/Jockey	Barrier	Top Speed [km/h]	Fastest Section	Margin			Distance Travelled [m]	
1	9	ZATTASTAR Dan McGillivray	4	65.5 1000m	0:11.24 1200m	0:11.72 [5] (0:11.72)	1:20.96		0:35.12	
2	13	PARUES Taylor Marshall	12	66.2 1200m	0:10.99 1200m	0:12.12 [1] (0:12.12)	0.16L		0:35.95 -4	
3	11	SCHOONA THE BETTER Nikita Beriman	16	64.6 1200m	0:11.28 1200m	0:11.78 [9] (0:11.78)	1.23L		0:34.96 +2	
4	16	HOOKS Samantha Collett	3	65.4 1200m	0:11.15 1000m	0:11.82 [8] (0:11.82)	1.26L		0:35.59 -5	
5	10	BELYAEV Angela Jones	2	66.2 1200m	0:11.08 1200m	0:12.18 [3] (0:12.18)	1.79L		0:35.93 -6	
6	8	SPIRIT'S CHARM Wayne O'Connell	14	64.7 800m	0:11.33 1000m	0:12.02 [10] (0:12.02)	3.07L		0:35.38 -4	
7	12	SHORE TO HAPPEN Jag Guthmann-Chester	5	66.6 1200m	0:10.78 1200m	0:12.42 [4] (0:12.42)	3.42L		0:36.17 +0	
8	5	HUSSON'S REVENGE Corey Sutherland	13	65.9 1200m	0:11.12 1200m	0:12.24 [6] (0:12.24)	3.48L		0:35.82 +0	
9	14	ALLEZIZZY Micheal Hellyer	8	67.3 1200m	0:10.76 1200m	0:12.55 [2] (0:12.55)	3.68L		0:36.44 -3	
10	6	ROADHOUSE Ryan Wiggins	6	66.0 1200m	0:11.24 1200m	0:12.55 [7] (0:12.55)	5.36L		0:36.30 -2	

Scratched: Dragon Pins (#1), Sleigh Queen (#2), Helen's Dream (#15), Affinity Flyer (#3), Talana (#4)

[] Ranking at each section and finish
 -:-:- No data available at this section
 NA No data available
 SCN Saddle cloth number
 DNF Did not finish
 DNT Did not track



Ipswich QLD Professional
Race 3: JOST AUSTRALIA BENCHMARK 58 Handicap - 1350m
 02 August 2024 - 13:47



Track Rating: Good 4, Weather: Fine, Rail Position: +3m Entire

Section				200m				Last 600m		
Field Times				0:12.10 (0:12.10)				0:35.93		
Rank	TAB	Horse/Jockey	Barrier	Top Speed [km/h]	Fastest Section	Margin			Distance Travelled [m]	
11	7	MISS LENORR	1	64.8	0:11.27	0:12.40 [11]	5.62L		0:35.93	+0
		Michael Cahill		1200m	1000m	(0:12.40)				

Scratched: Dragon Pins (#1), Sleigh Queen (#2), Helen's Dream (#15), Affinity Flyer (#3), Talana (#4)

[] Ranking at each section and finish
 -:-:- No data available at this section
 NA No data available

SCN Saddle cloth number
 DNF Did not finish
 DNT Did not track



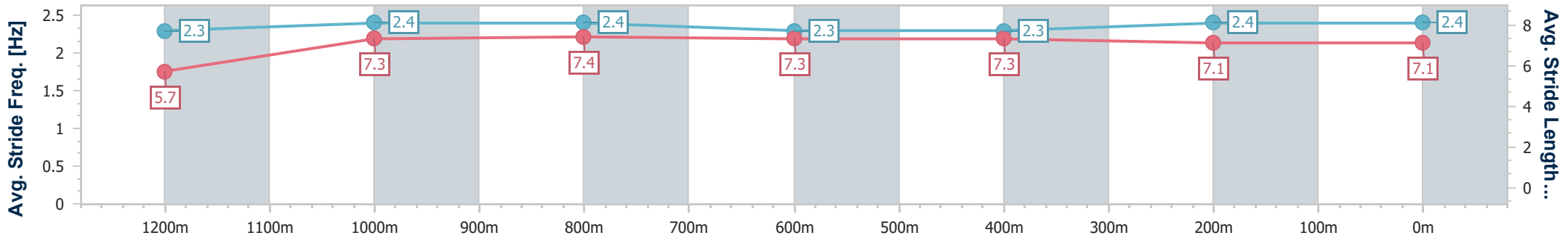
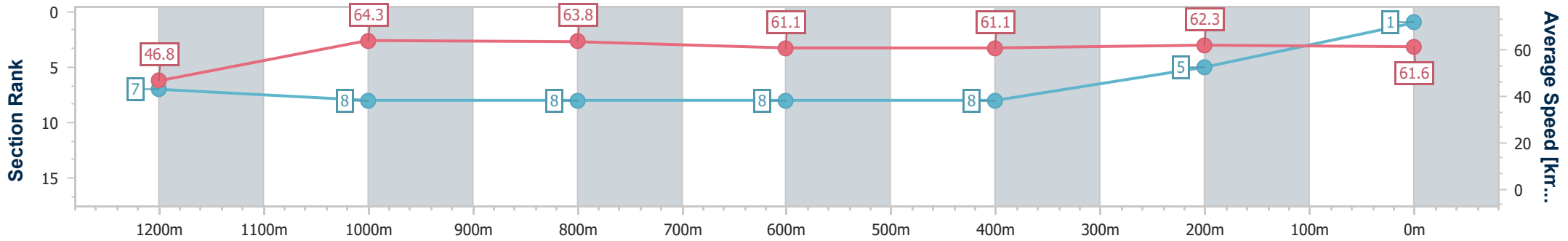
Horse/Jockey Name	Zattastar
Final Rank	1
Fastest Section Time (Section)	0:11.24 (1200m)
Top Speed [km/h] (Section)	65.5 (1000m)
Race State	Finished



Ipswich QLD Professional
 Race 3: JOST AUSTRALIA BENCHMARK 58 Handicap - 1350m
 02 August 2024 - 13:47
 Track Rating: Good 4, Weather: Fine, Rail Position: +3m Entire



Section	Overall	1200m	1000m	800m	600m	400m	200m
Section Times	1:20.96 [1] (0:11.54)	1:09.42 [7] (0:11.24)	0:58.18 [8] (0:11.27)	0:46.91 [8] (0:11.79)	0:35.12 [8] (0:11.79)	0:23.33 [8] (0:11.61)	0:11.72 [5] (0:11.72)
Average Speed [km/h]	46.8	64.3	63.8	61.1	61.1	62.3	61.6
Top Speed [km/h]	62.4	65.3	65.5	62.3	62.4	63.5	62.8
Avg. Dist. to Rail [m]	1.7	0.5	0.9	0.2	0.3	2.3	3.6
Avg. Stride Freq. [Hz]	2.3	2.4	2.4	2.3	2.3	2.4	2.4
Avg. Stride Length [m]	5.7	7.3	7.4	7.3	7.3	7.1	7.1



- [] Ranking at each section and finish
- .-.- No data available at this section
- NA No data available



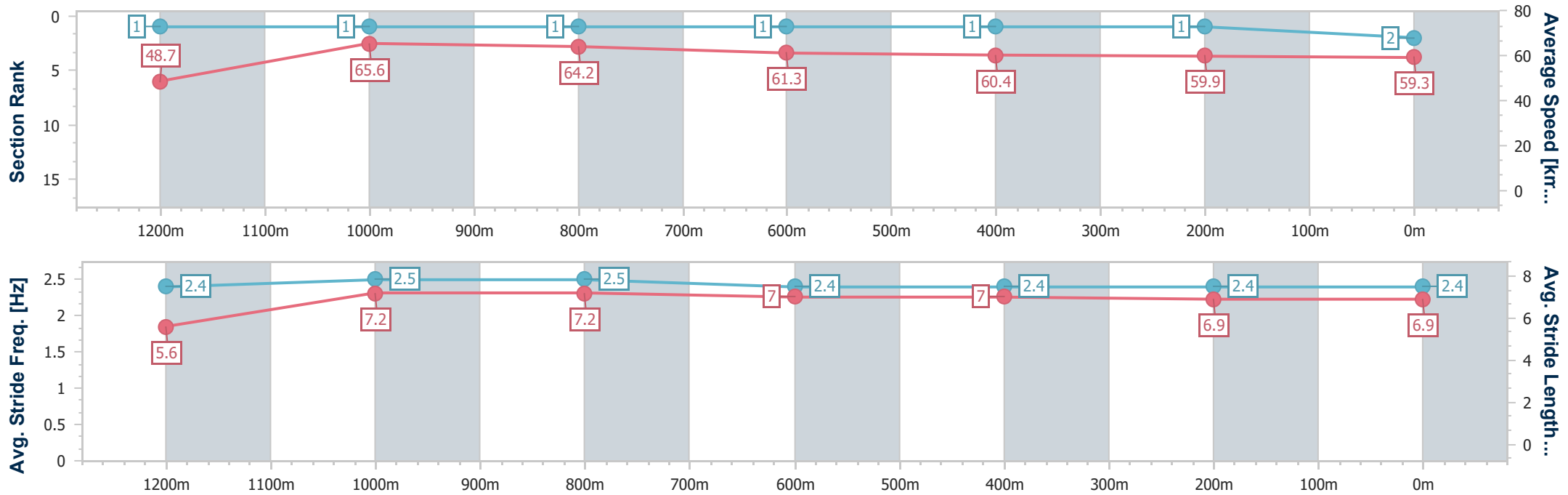
Horse/Jockey Name	Parues
Final Rank	2
Fastest Section Time (Section)	0:10.99 (1200m)
Top Speed [km/h] (Section)	66.2 (1200m)
Race State	Finished



Ipswich QLD Professional
 Race 3: JOST AUSTRALIA BENCHMARK 58 Handicap - 1350m
 02 August 2024 - 13:47
 Track Rating: Good 4, Weather: Fine, Rail Position: +3m Entire



Section	Overall	1200m	1000m	800m	600m	400m	200m
Section Times	1:20.98 [2] (0:11.10)	1:09.88 [1] (0:10.99)	0:58.89 [1] (0:11.23)	0:47.66 [1] (0:11.71)	0:35.95 [1] (0:11.85)	0:24.10 [1] (0:11.98)	0:12.12 [1] (0:12.12)
Average Speed [km/h]	48.7	65.6	64.2	61.3	60.4	59.9	59.3
Top Speed [km/h]	65.0	66.2	65.3	62.6	61.0	60.9	60.9
Avg. Dist. to Rail [m]	4.2	0.5	0.1	0.4	1.1	1.2	1.0
Avg. Stride Freq. [Hz]	2.4	2.5	2.5	2.4	2.4	2.4	2.4
Avg. Stride Length [m]	5.6	7.2	7.2	7.0	7.0	6.9	6.9



- [] Ranking at each section and finish
- .-.- No data available at this section
- NA No data available



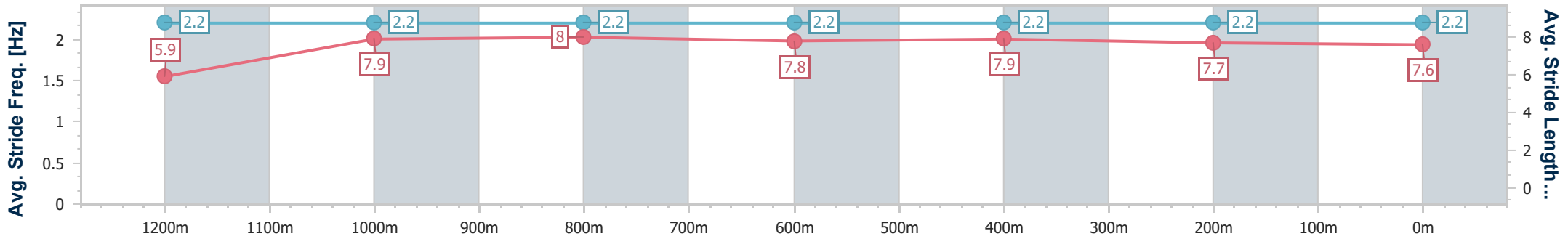
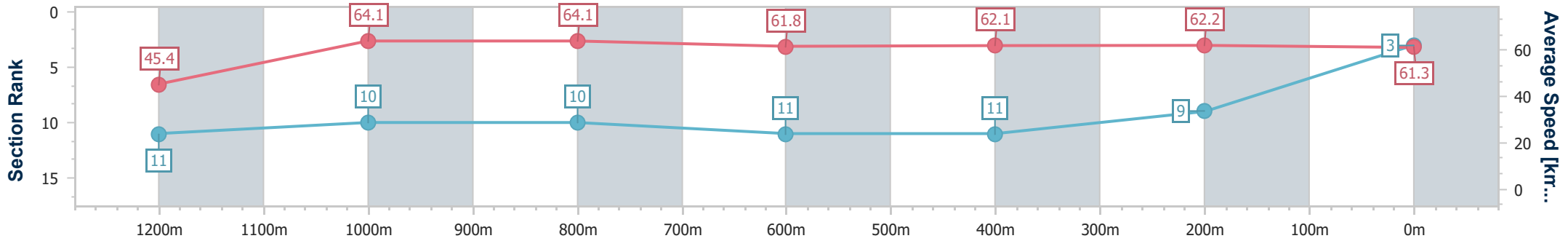
Horse/Jockey Name	Schoona The Better
Final Rank	3
Fastest Section Time (Section)	0:11.28 (1200m)
Top Speed [km/h] (Section)	64.6 (1200m)
Race State	Finished



Ipswich QLD Professional
 Race 3: JOST AUSTRALIA BENCHMARK 58 Handicap - 1350m
 02 August 2024 - 13:47
 Track Rating: Good 4, Weather: Fine, Rail Position: +3m Entire



Section	Overall	1200m	1000m	800m	600m	400m	200m
Section Times	1:21.16 [3] (0:11.91)	1:09.25 [11] (0:11.28)	0:57.97 [10] (0:11.31)	0:46.66 [10] (0:11.70)	0:34.96 [11] (0:11.60)	0:23.36 [11] (0:11.58)	0:11.78 [9] (0:11.78)
Average Speed [km/h]	45.4	64.1	64.1	61.8	62.1	62.2	61.3
Top Speed [km/h]	62.4	64.6	64.5	64.1	62.7	63.4	62.4
Avg. Dist. to Rail [m]	7.1	1.6	1.4	1.2	0.6	1.2	2.9
Avg. Stride Freq. [Hz]	2.2	2.2	2.2	2.2	2.2	2.2	2.2
Avg. Stride Length [m]	5.9	7.9	8.0	7.8	7.9	7.7	7.6



- [] Ranking at each section and finish
- .-.- No data available at this section
- NA No data available



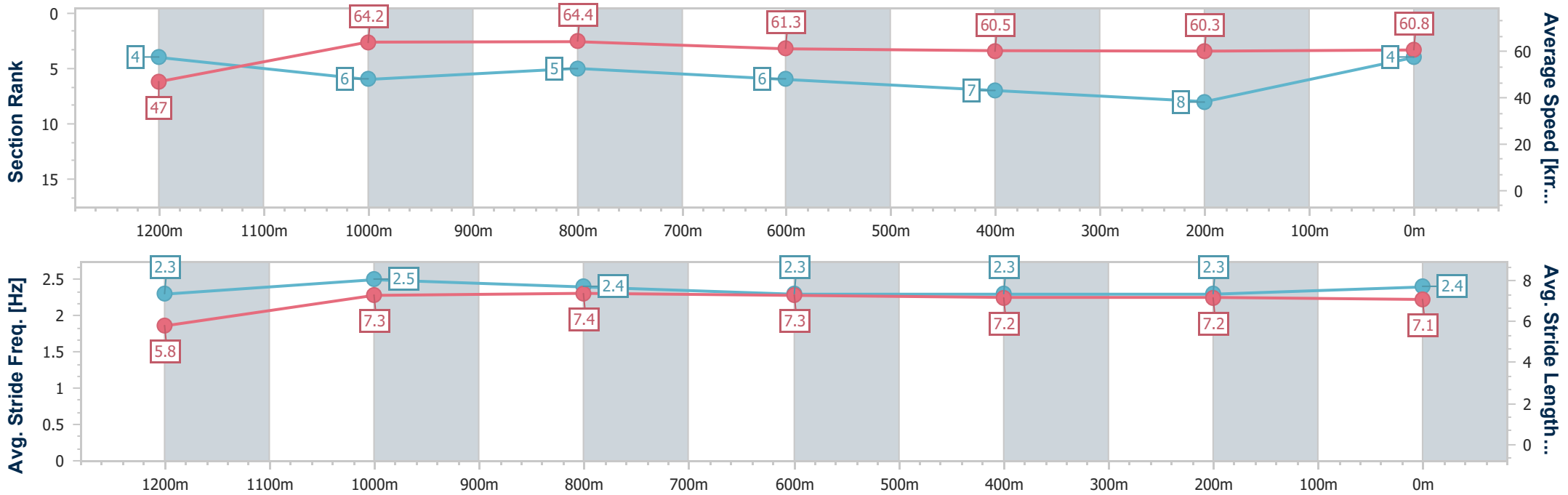
Horse/Jockey Name	Hooks
Final Rank	4
Fastest Section Time (Section)	0:11.15 (1000m)
Top Speed [km/h] (Section)	65.4 (1200m)
Race State	Finished



Ipswich QLD Professional
 Race 3: JOST AUSTRALIA BENCHMARK 58 Handicap - 1350m
 02 August 2024 - 13:47
 Track Rating: Good 4, Weather: Fine, Rail Position: +3m Entire



Section	Overall	1200m	1000m	800m	600m	400m	200m
Section Times	1:21.17 [4] (0:11.53)	1:09.64 [4] (0:11.17)	0:58.47 [6] (0:11.15)	0:47.32 [5] (0:11.73)	0:35.59 [6] (0:11.86)	0:23.73 [7] (0:11.91)	0:11.82 [8] (0:11.82)
Average Speed [km/h]	47.0	64.2	64.4	61.3	60.5	60.3	60.8
Top Speed [km/h]	62.7	65.4	65.4	63.0	61.9	61.4	61.6
Avg. Dist. to Rail [m]	0.9	1.4	0.7	0.7	0.5	0.8	0.9
Avg. Stride Freq. [Hz]	2.3	2.5	2.4	2.3	2.3	2.3	2.4
Avg. Stride Length [m]	5.8	7.3	7.4	7.3	7.2	7.2	7.1



- [] Ranking at each section and finish
- .-.- No data available at this section
- NA No data available



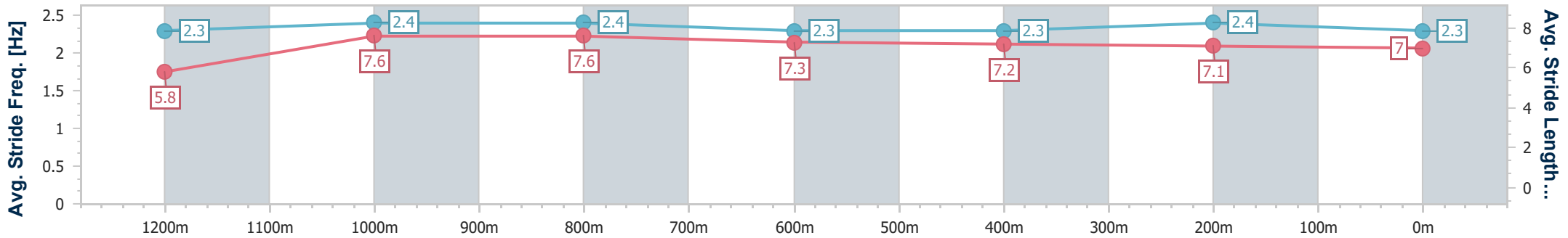
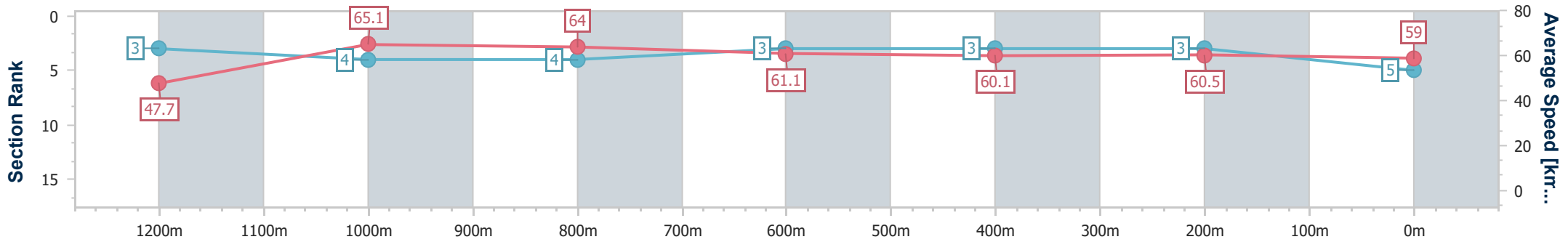
Horse/Jockey Name	Belyaev
Final Rank	5
Fastest Section Time (Section)	0:11.08 (1200m)
Top Speed [km/h] (Section)	66.2 (1200m)
Race State	Finished



Ipswich QLD Professional
 Race 3: JOST AUSTRALIA BENCHMARK 58 Handicap - 1350m
 02 August 2024 - 13:47
 Track Rating: Good 4, Weather: Fine, Rail Position: +3m Entire



Section	Overall	1200m	1000m	800m	600m	400m	200m
Section Times	1:21.26 [5] (0:11.32)	1:09.94 [3] (0:11.08)	0:58.86 [4] (0:11.25)	0:47.61 [4] (0:11.68)	0:35.93 [3] (0:11.88)	0:24.05 [3] (0:11.87)	0:12.18 [3] (0:12.18)
Average Speed [km/h]	47.7	65.1	64.0	61.1	60.1	60.5	59.0
Top Speed [km/h]	65.3	66.2	65.2	62.6	60.9	61.3	61.3
Avg. Dist. to Rail [m]	0.6	0.4	0.5	1.5	1.7	1.1	0.8
Avg. Stride Freq. [Hz]	2.3	2.4	2.4	2.3	2.3	2.4	2.3
Avg. Stride Length [m]	5.8	7.6	7.6	7.3	7.2	7.1	7.0



- [] Ranking at each section and finish
- .-.- No data available at this section
- NA No data available



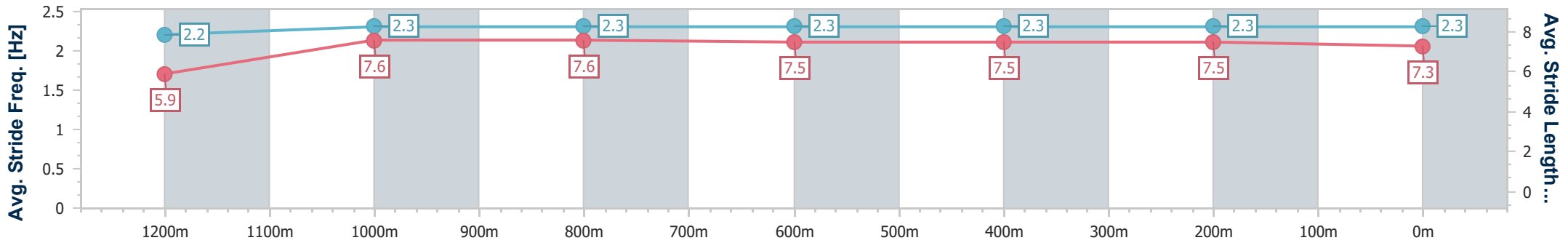
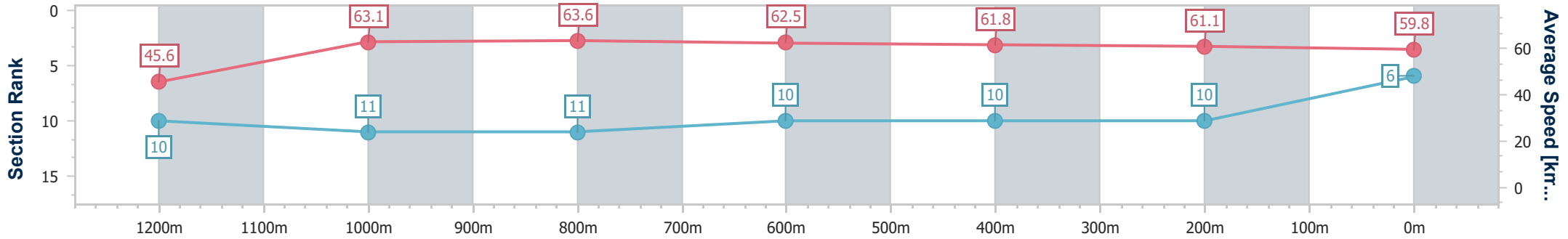
Horse/Jockey Name	Spirit's Charm
Final Rank	6
Fastest Section Time (Section)	0:11.33 (1000m)
Top Speed [km/h] (Section)	64.7 (800m)
Race State	Finished



Ipswich QLD Professional
 Race 3: JOST AUSTRALIA BENCHMARK 58 Handicap - 1350m
 02 August 2024 - 13:47
 Track Rating: Good 4, Weather: Fine, Rail Position: +3m Entire



Section	Overall	1200m	1000m	800m	600m	400m	200m
Section Times	1:21.48 [6] (0:11.88)	1:09.60 [10] (0:11.41)	0:58.19 [11] (0:11.33)	0:46.86 [11] (0:11.48)	0:35.38 [10] (0:11.57)	0:23.81 [10] (0:11.79)	0:12.02 [10] (0:12.02)
Average Speed [km/h]	45.6	63.1	63.6	62.5	61.8	61.1	59.8
Top Speed [km/h]	63.2	63.5	64.5	64.7	63.2	61.7	61.5
Avg. Dist. to Rail [m]	5.3	0.6	0.2	0.5	0.9	0.3	0.4
Avg. Stride Freq. [Hz]	2.2	2.3	2.3	2.3	2.3	2.3	2.3
Avg. Stride Length [m]	5.9	7.6	7.6	7.5	7.5	7.5	7.3



- [] Ranking at each section and finish
- .-.- No data available at this section
- NA No data available



Horse/Jockey Name	Shore To Happen
Final Rank	7
Fastest Section Time (Section)	0:10.78 (1200m)
Top Speed [km/h] (Section)	66.6 (1200m)
Race State	Finished



Ipswich QLD Professional

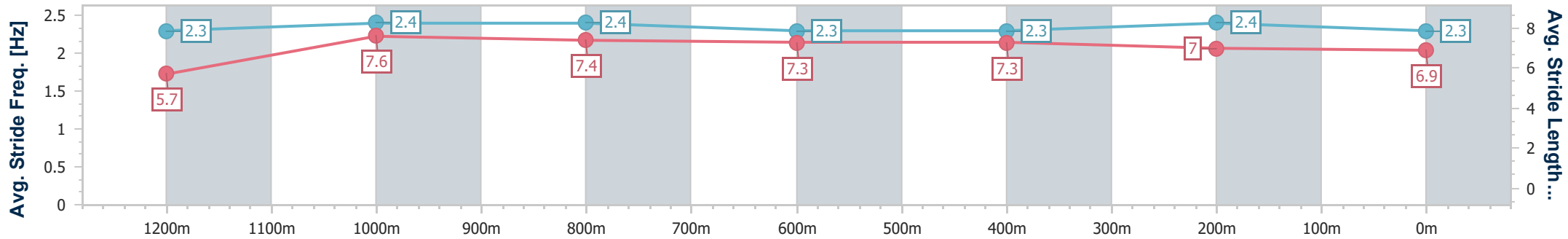
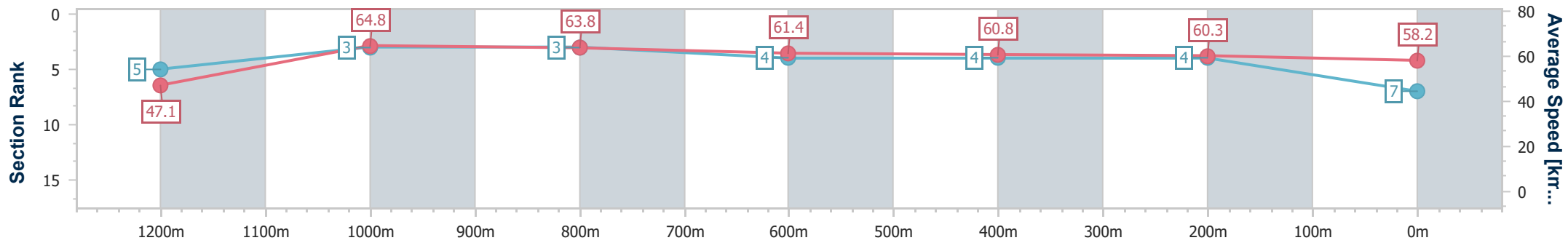
Race 3: JOST AUSTRALIA BENCHMARK 58 Handicap - 1350m



02 August 2024 - 13:47

Track Rating: Good 4, Weather: Fine, Rail Position: +3m Entire

Section	Overall	1200m	1000m	800m	600m	400m	200m
Section Times	1:21.54 [7] (0:11.53)	1:10.01 [5] (0:10.78)	0:59.23 [3] (0:11.33)	0:47.90 [3] (0:11.73)	0:36.17 [4] (0:11.84)	0:24.33 [4] (0:11.91)	0:12.42 [4] (0:12.42)
Average Speed [km/h]	47.1	64.8	63.8	61.4	60.8	60.3	58.2
Top Speed [km/h]	65.7	66.6	65.7	62.3	61.6	61.3	60.7
Avg. Dist. to Rail [m]	2.9	1.2	0.9	0.7	0.4	0.5	1.6
Avg. Stride Freq. [Hz]	2.3	2.4	2.4	2.3	2.3	2.4	2.3
Avg. Stride Length [m]	5.7	7.6	7.4	7.3	7.3	7.0	6.9



- [] Ranking at each section and finish
- .-.- No data available at this section
- NA No data available



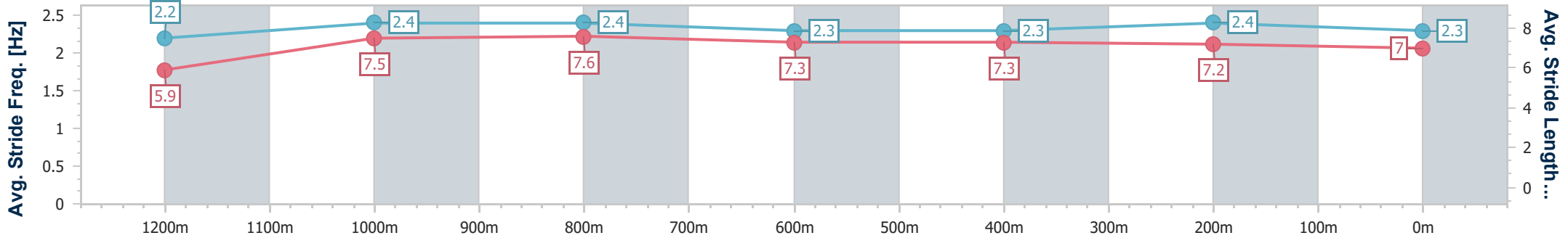
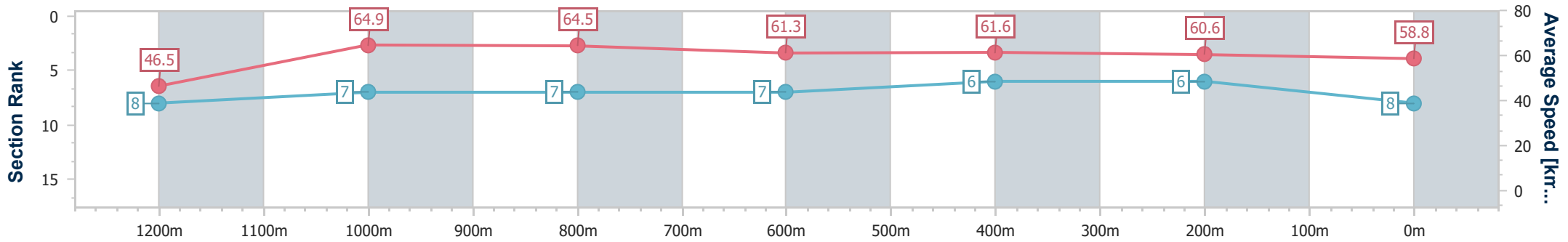
Horse/Jockey Name	Husson's Revenge
Final Rank	8
Fastest Section Time (Section)	0:11.12 (1200m)
Top Speed [km/h] (Section)	65.9 (1200m)
Race State	Finished



Ipswich QLD Professional
 Race 3: JOST AUSTRALIA BENCHMARK 58 Handicap - 1350m
 02 August 2024 - 13:47
 Track Rating: Good 4, Weather: Fine, Rail Position: +3m Entire



Section	Overall	1200m	1000m	800m	600m	400m	200m
Section Times	1:21.55 [8] (0:11.62)	1:09.93 [8] (0:11.12)	0:58.81 [7] (0:11.20)	0:47.61 [7] (0:11.79)	0:35.82 [7] (0:11.70)	0:24.12 [6] (0:11.88)	0:12.24 [6] (0:12.24)
Average Speed [km/h]	46.5	64.9	64.5	61.3	61.6	60.6	58.8
Top Speed [km/h]	63.3	65.9	65.7	62.1	62.5	61.7	61.4
Avg. Dist. to Rail [m]	7.2	3.1	2.0	0.6	0.5	1.3	3.9
Avg. Stride Freq. [Hz]	2.2	2.4	2.4	2.3	2.3	2.4	2.3
Avg. Stride Length [m]	5.9	7.5	7.6	7.3	7.3	7.2	7.0



- [] Ranking at each section and finish
- .-.- No data available at this section
- NA No data available



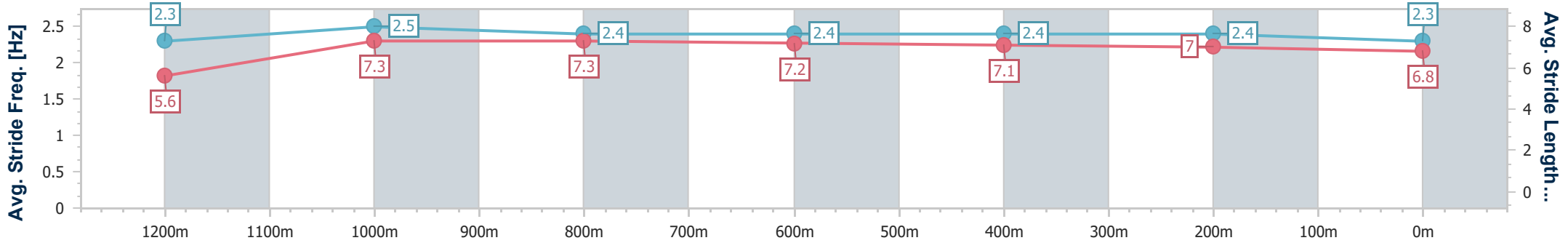
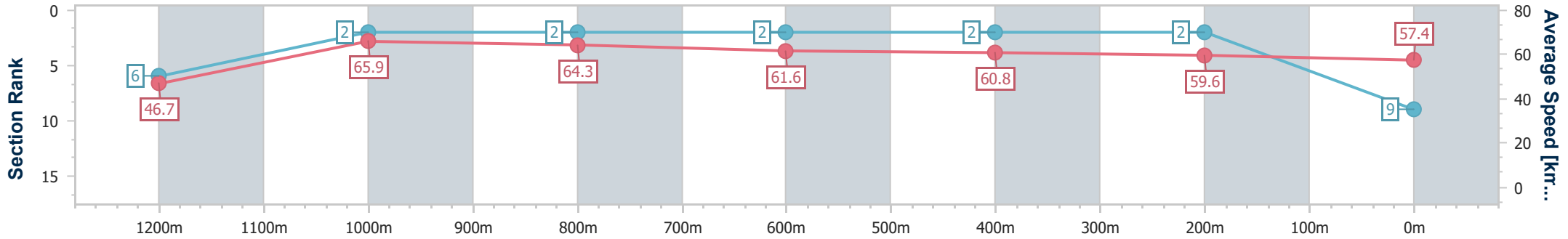
Horse/Jockey Name	Allezizzy
Final Rank	9
Fastest Section Time (Section)	0:10.76 (1200m)
Top Speed [km/h] (Section)	67.3 (1200m)
Race State	Finished



Ipswich QLD Professional
 Race 3: JOST AUSTRALIA BENCHMARK 58 Handicap - 1350m
 02 August 2024 - 13:47
 Track Rating: Good 4, Weather: Fine, Rail Position: +3m Entire



Section	Overall	1200m	1000m	800m	600m	400m	200m
Section Times	1:21.58 [9] (0:11.54)	1:10.04 [6] (0:10.76)	0:59.28 [2] (0:11.21)	0:48.07 [2] (0:11.63)	0:36.44 [2] (0:11.83)	0:24.61 [2] (0:12.06)	0:12.55 [2] (0:12.55)
Average Speed [km/h]	46.7	65.9	64.3	61.6	60.8	59.6	57.4
Top Speed [km/h]	66.9	67.3	66.0	62.4	61.0	60.8	59.7
Avg. Dist. to Rail [m]	5.2	2.7	1.1	1.0	1.1	0.5	1.9
Avg. Stride Freq. [Hz]	2.3	2.5	2.4	2.4	2.4	2.4	2.3
Avg. Stride Length [m]	5.6	7.3	7.3	7.2	7.1	7.0	6.8



- [] Ranking at each section and finish
- .-.- No data available at this section
- NA No data available



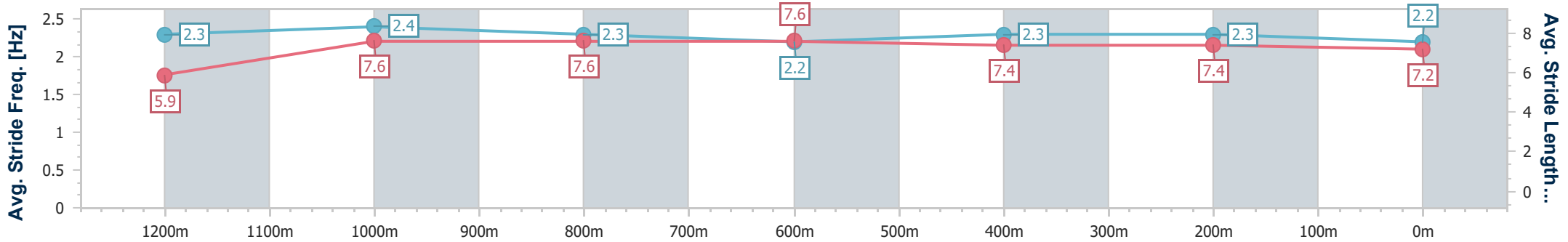
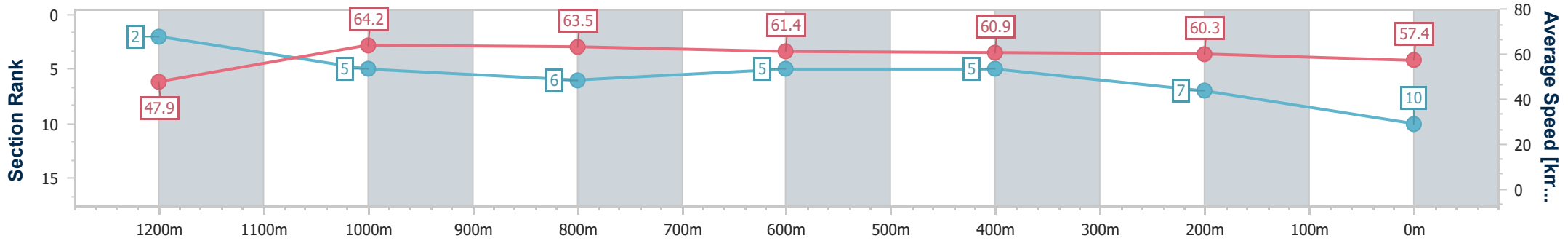
Horse/Jockey Name	Roadhouse
Final Rank	10
Fastest Section Time (Section)	0:11.24 (1200m)
Top Speed [km/h] (Section)	66.0 (1200m)
Race State	Finished



Ipswich QLD Professional
 Race 3: JOST AUSTRALIA BENCHMARK 58 Handicap - 1350m
 02 August 2024 - 13:47
 Track Rating: Good 4, Weather: Fine, Rail Position: +3m Entire



Section	Overall	1200m	1000m	800m	600m	400m	200m
Section Times	1:21.87 [10] (0:11.28)	1:10.59 [2] (0:11.24)	0:59.35 [5] (0:11.34)	0:48.01 [6] (0:11.71)	0:36.30 [5] (0:11.81)	0:24.49 [5] (0:11.94)	0:12.55 [7] (0:12.55)
Average Speed [km/h]	47.9	64.2	63.5	61.4	60.9	60.3	57.4
Top Speed [km/h]	63.7	66.0	64.1	62.7	62.7	60.9	59.7
Avg. Dist. to Rail [m]	2.8	0.4	0.4	0.1	0.3	0.3	0.6
Avg. Stride Freq. [Hz]	2.3	2.4	2.3	2.2	2.3	2.3	2.2
Avg. Stride Length [m]	5.9	7.6	7.6	7.6	7.4	7.4	7.2



- [] Ranking at each section and finish
- .-.- No data available at this section
- NA No data available



Horse/Jockey Name	Miss Lenorr
Final Rank	11
Fastest Section Time (Section)	0:11.27 (1000m)
Top Speed [km/h] (Section)	64.8 (1200m)
Race State	Finished



Ipswich QLD Professional

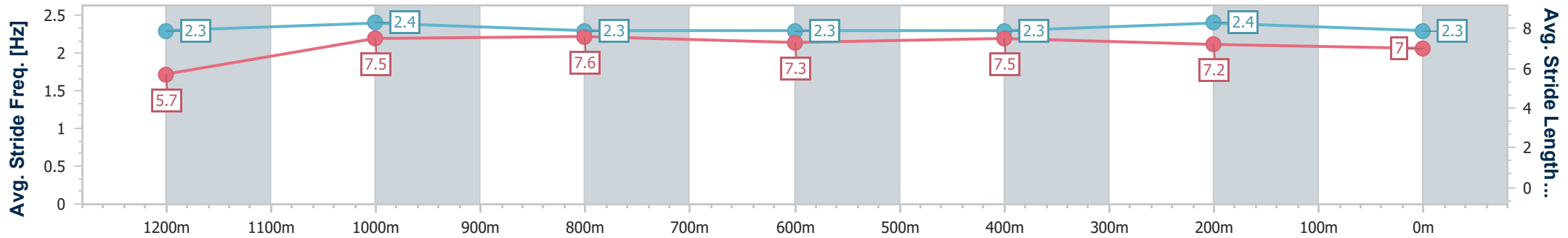
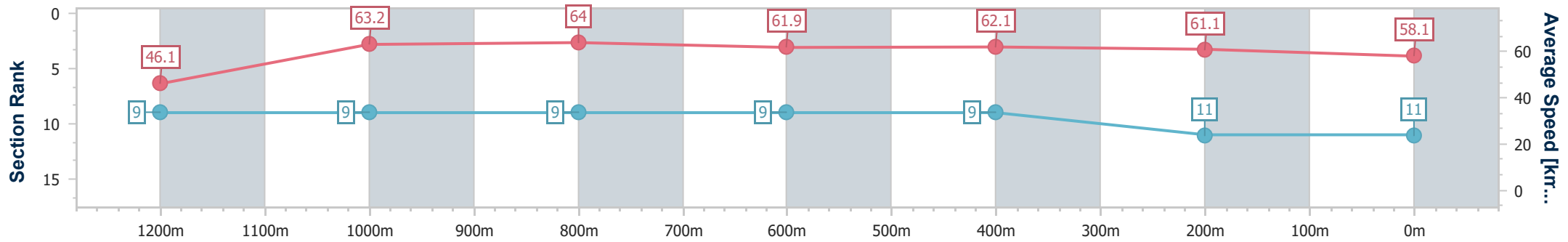
Race 3: JOST AUSTRALIA BENCHMARK 58 Handicap - 1350m



02 August 2024 - 13:47

Track Rating: Good 4, Weather: Fine, Rail Position: +3m Entire

Section	Overall	1200m	1000m	800m	600m	400m	200m
Section Times	1:21.91 [11] (0:11.74)	1:10.17 [9] (0:11.37)	0:58.80 [9] (0:11.27)	0:47.53 [9] (0:11.60)	0:35.93 [9] (0:11.66)	0:24.27 [9] (0:11.87)	0:12.40 [11] (0:12.40)
Average Speed [km/h]	46.1	63.2	64.0	61.9	62.1	61.1	58.1
Top Speed [km/h]	62.2	64.8	64.2	63.8	62.8	61.8	60.9
Avg. Dist. to Rail [m]	0.8	0.4	0.3	0.2	0.7	3.2	5.6
Avg. Stride Freq. [Hz]	2.3	2.4	2.3	2.3	2.3	2.4	2.3
Avg. Stride Length [m]	5.7	7.5	7.6	7.3	7.5	7.2	7.0



- [] Ranking at each section and finish
- .-.- No data available at this section
- NA No data available



Ipswich QLD Professional
Race 4: FOLLOWMONT TRANSPORT BENCHMARK 65 Handicap - 1350m
02 August 2024 - 14:22



Track Rating: Good 4, Weather: Fine, Rail Position: +3m Entire

Section		Field Times										Last 600m				
		Overall	1200m	1000m	800m	600m	400m						0:35.49			
		(0:11.18)	(0:11.10)	(0:11.34)	(0:11.86)	(0:12.01)	(0:11.81)									
Rank	TAB	Horse/Jockey	Barrier	Top Speed [km/h]	Fastest Section											Distance Travelled [m]
1	12	SHADOW POWER Nathan Fazackerley	6	65.6 200m	0:11.23 1200m	1:20.97 [1] (0:11.75)	1:09.22 [9] (0:11.23)	0:57.99 [9] (0:11.44)	0:46.55 [9] (0:11.85)	0:34.70 [8] (0:11.84)	0:22.86 [7] (0:11.61)	0:34.70				
2	3	COOL ENCOUNTER James Orman	1	65.0 1000m	0:11.30 Overall	1:21.03 [2] (0:11.30)	1:09.73 [4] (0:11.33)	0:58.40 [6] (0:11.37)	0:47.03 [4] (0:11.89)	0:35.14 [3] (0:11.92)	0:23.22 [5] (0:11.67)	0:35.14 -2				
3	9	GOOD LIEUTENANT Angela Jones	2	65.7 1200m	0:11.10 1200m	1:21.18 [3] (0:11.18)	1:10.00 [1] (0:11.10)	0:58.90 [1] (0:11.34)	0:47.56 [1] (0:11.86)	0:35.70 [1] (0:12.01)	0:23.69 [1] (0:11.81)	0:35.70 -2				
4	6	DRAGON PINS Justin Huxtable	3	65.2 Overall	0:11.35 1200m	1:21.45 [4] (0:11.43)	1:10.02 [7] (0:11.35)	0:58.67 [7] (0:11.50)	0:47.17 [7] (0:11.71)	0:35.46 [6] (0:11.93)	0:23.53 [6] (0:11.63)	0:35.46 -2				
5	11	LA PITTRICE Ryan Wiggins	8	65.5 1200m	0:11.22 1200m	1:21.46 [5] (0:11.35)	1:10.11 [5] (0:11.22)	0:58.89 [5] (0:11.55)	0:47.34 [5] (0:11.83)	0:35.51 [5] (0:11.82)	0:23.69 [4] (0:11.73)	0:35.51 +4				
6	1	BANDIT Corey Sutherland	7	66.4 1200m	0:11.30 1200m	1:21.52 [6] (0:11.58)	1:09.94 [8] (0:11.30)	0:58.64 [8] (0:11.49)	0:47.15 [8] (0:12.05)	0:35.10 [10] (0:11.98)	0:23.12 [10] (0:11.68)	0:35.10 +4				
7	2	CRAZY BRAVE Cody Collis	12	66.2 1000m	0:11.15 1000m	1:21.56 [7] (0:11.93)	1:09.63 [11] (0:11.36)	0:58.27 [11] (0:11.15)	0:47.12 [10] (0:11.91)	0:35.21 [9] (0:11.79)	0:23.42 [8] (0:11.60)	0:35.21 +6				
8	7	SLEIGH QUEEN Dan McGillivray	11	65.3 1000m	0:11.28 1000m	1:21.71 [8] (0:11.82)	1:09.89 [10] (0:11.34)	0:58.55 [10] (0:11.28)	0:47.27 [11] (0:12.14)	0:35.13 [11] (0:11.85)	0:23.28 [11] (0:11.62)	0:35.13 +6				
9	8	AFFINITY FLYER Jag Guthmann-Chester	5	66.5 1200m	0:11.18 1200m	1:21.74 [9] (0:11.21)	1:10.53 [3] (0:11.18)	0:59.35 [3] (0:11.58)	0:47.77 [3] (0:11.93)	0:35.84 [4] (0:11.76)	0:24.08 [2] (0:11.84)	0:35.84 +10				
10	4	LIGHTFAST Les Tilley	4	66.2 1200m	0:11.10 1200m	1:21.78 [10] (0:11.40)	1:10.38 [6] (0:11.10)	0:59.28 [4] (0:11.73)	0:47.55 [6] (0:11.94)	0:35.61 [7] (0:11.99)	0:23.62 [9] (0:11.70)	0:35.61 +5				

Scratched: Vonzither (#5)

[] Ranking at each section and finish
 -:-:- No data available at this section
 NA No data available

SCN Saddle cloth number
 DNF Did not finish
 DNT Did not track



Ipswich QLD Professional
Race 4: FOLLOWMONT TRANSPORT BENCHMARK 65 Handicap - 1350m
 02 August 2024 - 14:22



Track Rating: Good 4, Weather: Fine, Rail Position: +3m Entire

Section	Overall	1200m	1000m	800m	600m	400m	Last 600m
Field Times	1:20.97 (0:11.18)	1:09.79 (0:11.10)	0:58.69 (0:11.34)	0:47.35 (0:11.86)	0:35.49 (0:12.01)	0:23.48 (0:11.81)	0:35.49

Rank	TAB	Horse/Jockey	Barrier	Top Speed [km/h]	Fastest Section	Overall	1200m	1000m	800m	600m	400m	Last 600m	Distance Travelled [m]
11	10	I AM MASON	10	65.9	0:11.08	1:22.08 [11]	1:10.87 [2]	0:59.79 [2]	0:48.38 [2]	0:36.46 [2]	0:24.41 [3]	0:36.46	+1
		Nikita Beriman		1200m	1200m	(0:11.21)	(0:11.08)	(0:11.41)	(0:11.92)	(0:12.05)	(0:11.94)		

Scratched: Vonzither (#5)

[] Ranking at each section and finish
 -:-:- No data available at this section
 NA No data available

SCN Saddle cloth number
 DNF Did not finish
 DNT Did not track



Ipswich QLD Professional
Race 4: FOLLOWMONT TRANSPORT BENCHMARK 65 Handicap -
1350m
02 August 2024 - 14:22



Track Rating: Good 4, Weather: Fine, Rail Position: +3m Entire

Section				200m				Last 600m	
Field Times				0:11.67		(0:11.67)		0:35.49	
Rank	TAB	Horse/Jockey	Barrier	Top Speed [km/h]	Fastest Section	Margin			Distance Travelled [m]
1	12	SHADOW POWER Nathan Fazackerley	6	65.6 200m	0:11.23 1200m	0:11.25 [7] (0:11.25)	1:20.97		0:34.70
2	3	COOL ENCOUNTER James Orman	1	65.0 1000m	0:11.30 Overall	0:11.55 [2] (0:11.55)	0.36L		0:35.14 -2
3	9	GOOD LIEUTENANT Angela Jones	2	65.7 1200m	0:11.10 1200m	0:11.88 [1] (0:11.88)	1.24L		0:35.70 -2
4	6	DRAGON PINS Justin Huxtable	3	65.2 Overall	0:11.35 1200m	0:11.90 [5] (0:11.90)	2.84L		0:35.46 -2
5	11	LA PITTRICE Ryan Wiggins	8	65.5 1200m	0:11.22 1200m	0:11.96 [3] (0:11.96)	2.86L		0:35.51 +4
6	1	BANDIT Corey Sutherland	7	66.4 1200m	0:11.30 1200m	0:11.44 [11] (0:11.44)	3.22L		0:35.10 +4
7	2	CRAZY BRAVE Cody Collis	12	66.2 1000m	0:11.15 1000m	0:11.82 [8] (0:11.82)	3.45L		0:35.21 +6
8	7	SLEIGH QUEEN Dan McGillivray	11	65.3 1000m	0:11.28 1000m	0:11.66 [10] (0:11.66)	4.37L		0:35.13 +6
9	8	AFFINITY FLYER Jag Guthmann-Chester	5	66.5 1200m	0:11.18 1200m	0:12.24 [4] (0:12.24)	4.51L		0:35.84 +10
10	4	LIGHTFAST Les Tilley	4	66.2 1200m	0:11.10 1200m	0:11.92 [9] (0:11.92)	4.76L		0:35.61 +5

Scratched: Vonzither (#5)

[] Ranking at each section and finish
 -:-:- No data available at this section
 NA No data available

SCN Saddle cloth number
 DNF Did not finish
 DNT Did not track



Ipswich QLD Professional
Race 4: FOLLOWMONT TRANSPORT BENCHMARK 65 Handicap -
1350m
02 August 2024 - 14:22



Track Rating: Good 4, Weather: Fine, Rail Position: +3m Entire

Section				200m				Last 600m	
Field Times				0:11.67		(0:11.67)		0:35.49	
Rank	TAB	Horse/Jockey	Barrier	Top Speed [km/h]	Fastest Section	Margin		Distance Travelled [m]	
11	10	I AM MASON	10	65.9	0:11.08	0:12.47 [6]	6.51L	0:36.46	+1
		Nikita Beriman		1200m	1200m	(0:12.47)			

Scratched: Vonzither (#5)

[] Ranking at each section and finish
 -:-:- No data available at this section
 NA No data available

SCN Saddle cloth number
 DNF Did not finish
 DNT Did not track



Horse/Jockey Name	Shadow Power
Final Rank	1
Fastest Section Time (Section)	0:11.23 (1200m)
Top Speed [km/h] (Section)	65.6 (200m)
Race State	Finished

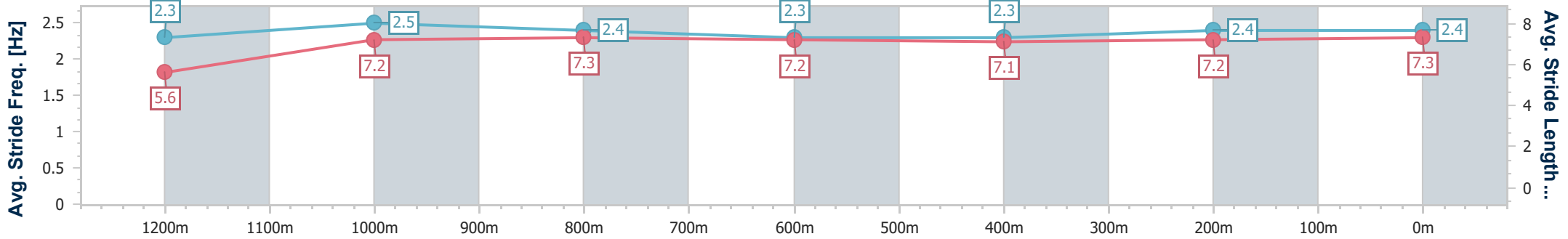
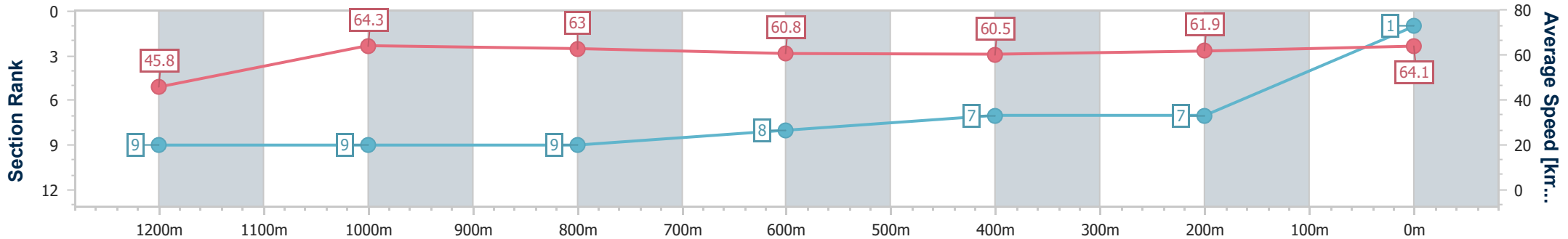


Ipswich QLD Professional
 Race 4: FOLLOWMONT TRANSPORT BENCHMARK 65
 Handicap - 1350m
 02 August 2024 - 14:22



Track Rating: Good 4, Weather: Fine, Rail Position: +3m Entire

Section	Overall	1200m	1000m	800m	600m	400m	200m
Section Times	1:20.97 [1] (0:11.75)	1:09.22 [9] (0:11.23)	0:57.99 [9] (0:11.44)	0:46.55 [9] (0:11.85)	0:34.70 [8] (0:11.84)	0:22.86 [7] (0:11.61)	0:11.25 [7] (0:11.25)
Average Speed [km/h]	45.8	64.3	63.0	60.8	60.5	61.9	64.1
Top Speed [km/h]	64.4	65.6	63.6	63.2	61.9	62.7	65.6
Avg. Dist. to Rail [m]	2.6	0.5	0.5	0.5	1.3	2.0	4.7
Avg. Stride Freq. [Hz]	2.3	2.5	2.4	2.3	2.3	2.4	2.4
Avg. Stride Length [m]	5.6	7.2	7.3	7.2	7.1	7.2	7.3



- [] Ranking at each section and finish
- .-.- No data available at this section
- NA No data available



Horse/Jockey Name	Cool Encounter
Final Rank	2
Fastest Section Time (Section)	0:11.30 (Overall)
Top Speed [km/h] (Section)	65.0 (1000m)
Race State	Finished



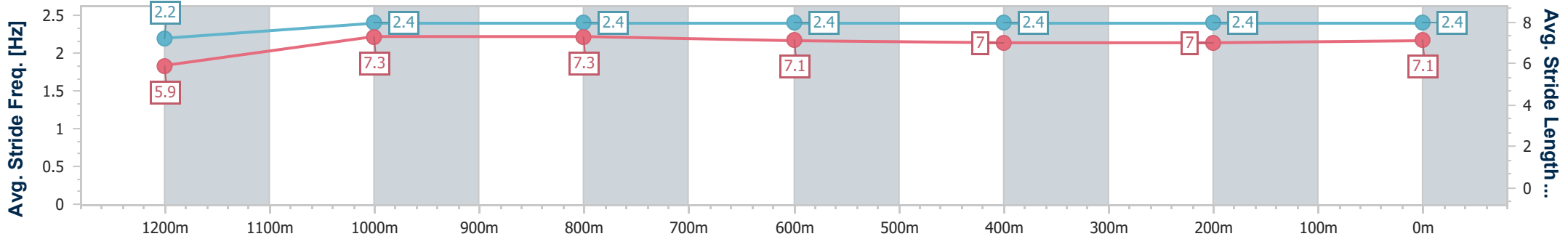
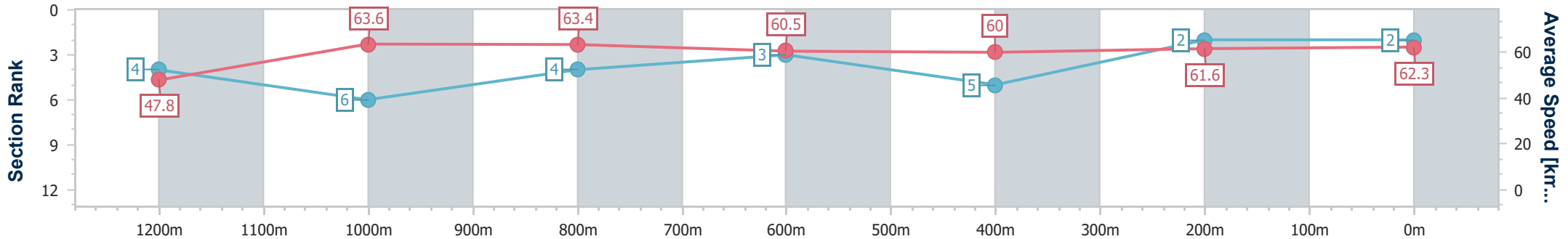
Ipswich QLD Professional
 Race 4: FOLLOWMONT TRANSPORT BENCHMARK 65
 Handicap - 1350m



02 August 2024 - 14:22

Track Rating: Good 4, Weather: Fine, Rail Position: +3m Entire

Section	Overall	1200m	1000m	800m	600m	400m	200m
Section Times	1:21.03 [2] (0:11.30)	1:09.73 [4] (0:11.33)	0:58.40 [6] (0:11.37)	0:47.03 [4] (0:11.89)	0:35.14 [3] (0:11.92)	0:23.22 [5] (0:11.67)	0:11.55 [2] (0:11.55)
Average Speed [km/h]	47.8	63.6	63.4	60.5	60.0	61.6	62.3
Top Speed [km/h]	63.3	64.9	65.0	61.7	61.4	62.7	63.3
Avg. Dist. to Rail [m]	1.7	0.6	0.2	0.6	0.9	0.8	0.2
Avg. Stride Freq. [Hz]	2.2	2.4	2.4	2.4	2.4	2.4	2.4
Avg. Stride Length [m]	5.9	7.3	7.3	7.1	7.0	7.0	7.1



- [] Ranking at each section and finish
- .-.- No data available at this section
- NA No data available



Horse/Jockey Name	Good Lieutenant
Final Rank	3
Fastest Section Time (Section)	0:11.10 (1200m)
Top Speed [km/h] (Section)	65.7 (1200m)
Race State	Finished



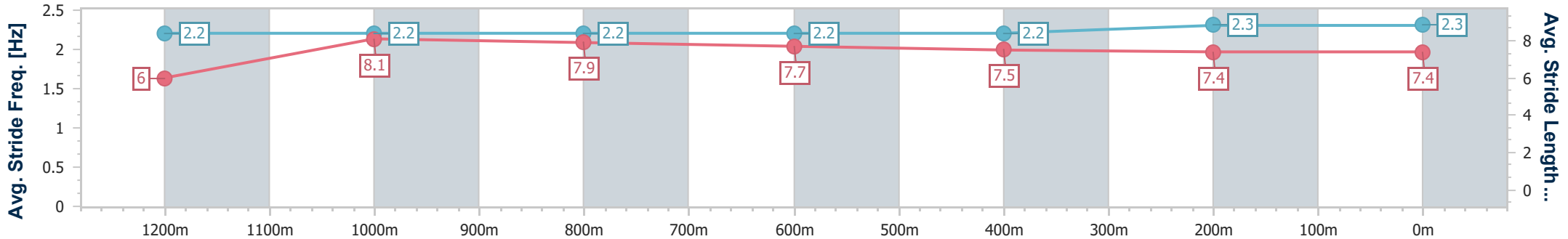
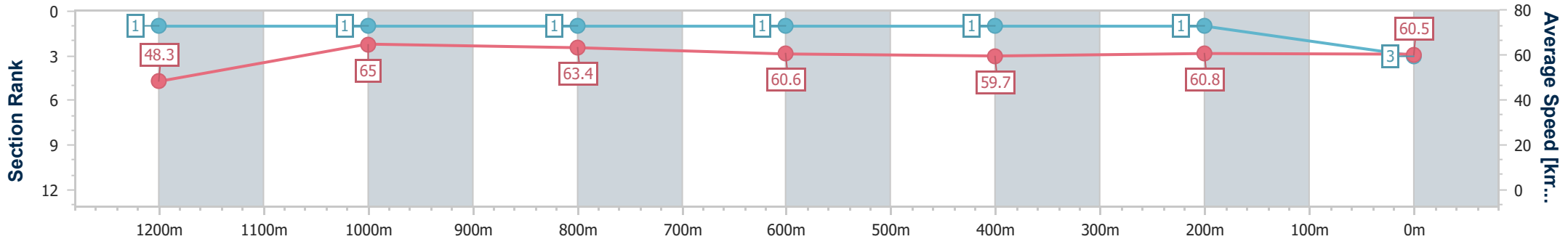
Ipswich QLD Professional
 Race 4: FOLLOWMONT TRANSPORT BENCHMARK 65
 Handicap - 1350m



02 August 2024 - 14:22

Track Rating: Good 4, Weather: Fine, Rail Position: +3m Entire

Section	Overall	1200m	1000m	800m	600m	400m	200m
Section Times	1:21.18 [3] (0:11.18)	1:10.00 [1] (0:11.10)	0:58.90 [1] (0:11.34)	0:47.56 [1] (0:11.86)	0:35.70 [1] (0:12.01)	0:23.69 [1] (0:11.81)	0:11.88 [1] (0:11.88)
Average Speed [km/h]	48.3	65.0	63.4	60.6	59.7	60.8	60.5
Top Speed [km/h]	65.3	65.7	64.7	62.4	61.5	62.0	62.0
Avg. Dist. to Rail [m]	0.5	0.7	0.4	0.7	0.9	0.6	0.9
Avg. Stride Freq. [Hz]	2.2	2.2	2.2	2.2	2.2	2.3	2.3
Avg. Stride Length [m]	6.0	8.1	7.9	7.7	7.5	7.4	7.4



- [] Ranking at each section and finish
- .-.- No data available at this section
- NA No data available



Horse/Jockey Name	Dragon Pins
Final Rank	4
Fastest Section Time (Section)	0:11.35 (1200m)
Top Speed [km/h] (Section)	65.2 (Overall)
Race State	Finished

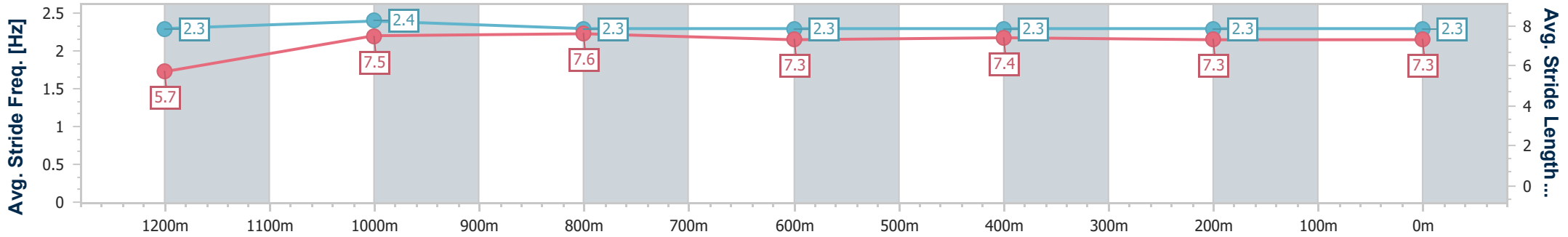
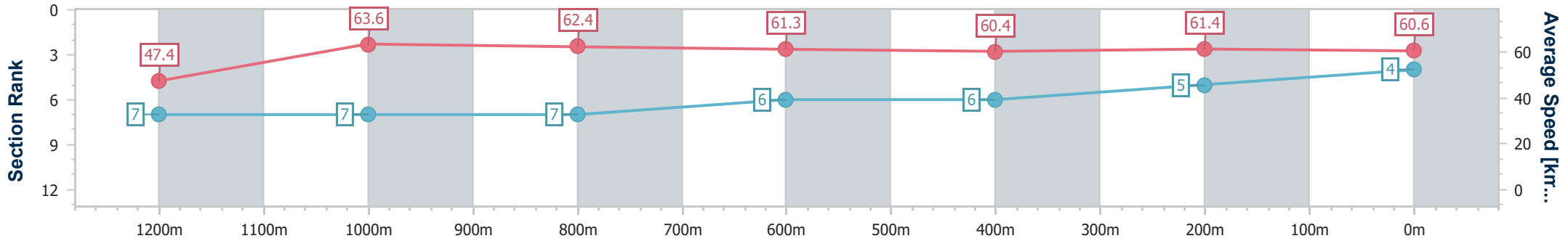


Ipswich QLD Professional
 Race 4: FOLLOWMONT TRANSPORT BENCHMARK 65
 Handicap - 1350m
 02 August 2024 - 14:22



Track Rating: Good 4, Weather: Fine, Rail Position: +3m Entire

Section	Overall	1200m	1000m	800m	600m	400m	200m
Section Times	1:21.45 [4] (0:11.43)	1:10.02 [7] (0:11.35)	0:58.67 [7] (0:11.50)	0:47.17 [7] (0:11.71)	0:35.46 [6] (0:11.93)	0:23.53 [6] (0:11.63)	0:11.90 [5] (0:11.90)
Average Speed [km/h]	47.4	63.6	62.4	61.3	60.4	61.4	60.6
Top Speed [km/h]	65.2	65.2	63.6	62.3	62.1	62.5	62.1
Avg. Dist. to Rail [m]	1.2	0.8	0.6	0.7	0.8	1.2	0.9
Avg. Stride Freq. [Hz]	2.3	2.4	2.3	2.3	2.3	2.3	2.3
Avg. Stride Length [m]	5.7	7.5	7.6	7.3	7.4	7.3	7.3



- [] Ranking at each section and finish
- .-.- No data available at this section
- NA No data available



Horse/Jockey Name	La Pittrice
Final Rank	5
Fastest Section Time (Section)	0:11.22 (1200m)
Top Speed [km/h] (Section)	65.5 (1200m)
Race State	Finished

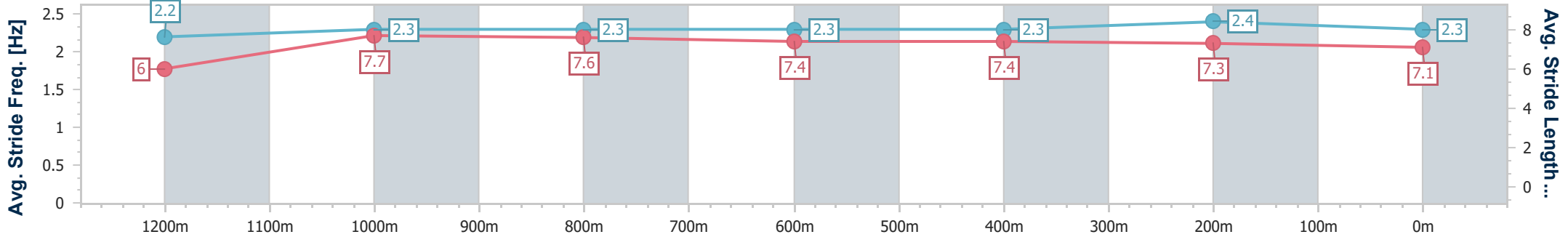
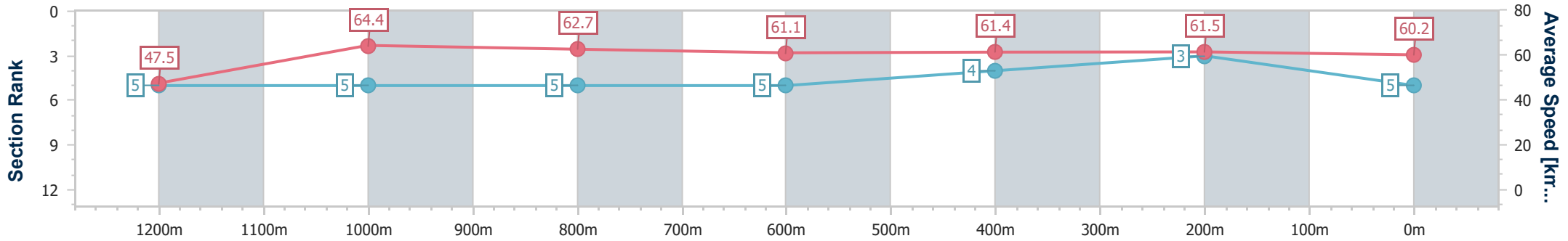


Ipswich QLD Professional
 Race 4: FOLLOWMONT TRANSPORT BENCHMARK 65
 Handicap - 1350m
 02 August 2024 - 14:22



Track Rating: Good 4, Weather: Fine, Rail Position: +3m Entire

Section	Overall	1200m	1000m	800m	600m	400m	200m
Section Times	1:21.46 [5] (0:11.35)	1:10.11 [5] (0:11.22)	0:58.89 [5] (0:11.55)	0:47.34 [5] (0:11.83)	0:35.51 [5] (0:11.82)	0:23.69 [4] (0:11.73)	0:11.96 [3] (0:11.96)
Average Speed [km/h]	47.5	64.4	62.7	61.1	61.4	61.5	60.2
Top Speed [km/h]	64.0	65.5	64.3	62.7	62.3	62.8	62.1
Avg. Dist. to Rail [m]	4.5	2.7	2.4	1.2	1.1	1.5	2.5
Avg. Stride Freq. [Hz]	2.2	2.3	2.3	2.3	2.3	2.4	2.3
Avg. Stride Length [m]	6.0	7.7	7.6	7.4	7.4	7.3	7.1



- [] Ranking at each section and finish
- .-.- No data available at this section
- NA No data available



Horse/Jockey Name	Bandit
Final Rank	6
Fastest Section Time (Section)	0:11.30 (1200m)
Top Speed [km/h] (Section)	66.4 (1200m)
Race State	Finished

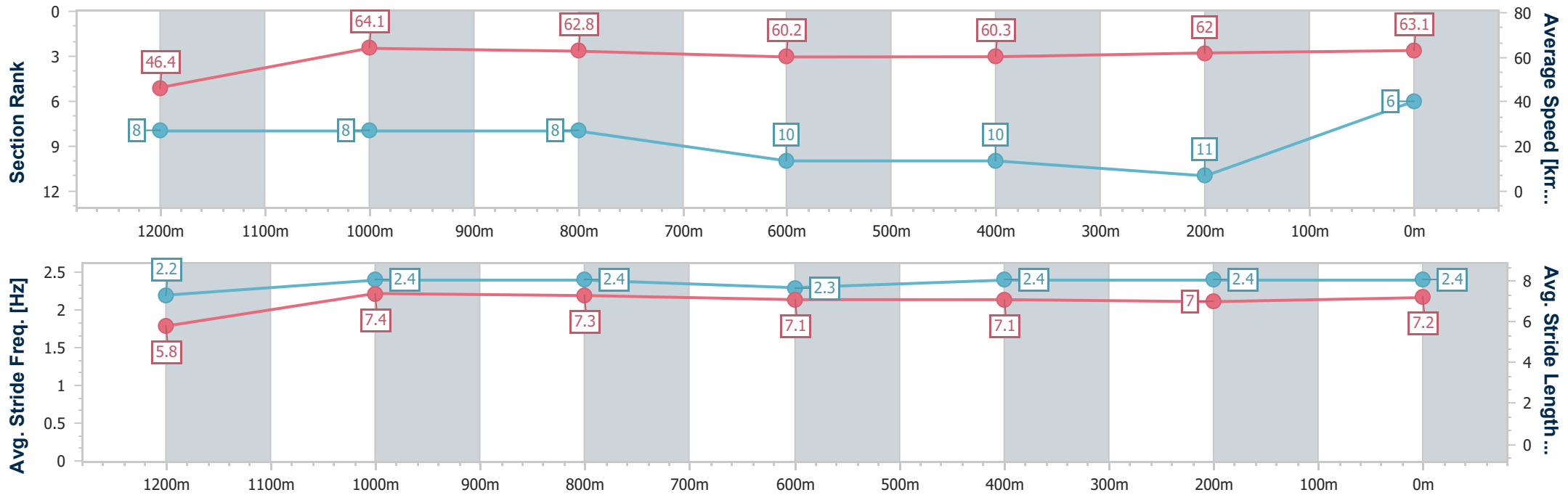


Ipswich QLD Professional
 Race 4: FOLLOWMONT TRANSPORT BENCHMARK 65
 Handicap - 1350m
 02 August 2024 - 14:22



Track Rating: Good 4, Weather: Fine, Rail Position: +3m Entire

Section	Overall	1200m	1000m	800m	600m	400m	200m
Section Times	1:21.52 [6] (0:11.58)	1:09.94 [8] (0:11.30)	0:58.64 [8] (0:11.49)	0:47.15 [8] (0:12.05)	0:35.10 [10] (0:11.98)	0:23.12 [10] (0:11.68)	0:11.44 [11] (0:11.44)
Average Speed [km/h]	46.4	64.1	62.8	60.2	60.3	62.0	63.1
Top Speed [km/h]	61.8	66.4	64.4	61.7	61.2	64.2	64.4
Avg. Dist. to Rail [m]	3.5	1.9	1.6	1.2	0.7	3.9	7.3
Avg. Stride Freq. [Hz]	2.2	2.4	2.4	2.3	2.4	2.4	2.4
Avg. Stride Length [m]	5.8	7.4	7.3	7.1	7.1	7.0	7.2



- [] Ranking at each section and finish
- .-.- No data available at this section
- NA No data available



Horse/Jockey Name	Crazy Brave
Final Rank	7
Fastest Section Time (Section)	0:11.15 (1000m)
Top Speed [km/h] (Section)	66.2 (1000m)
Race State	Finished

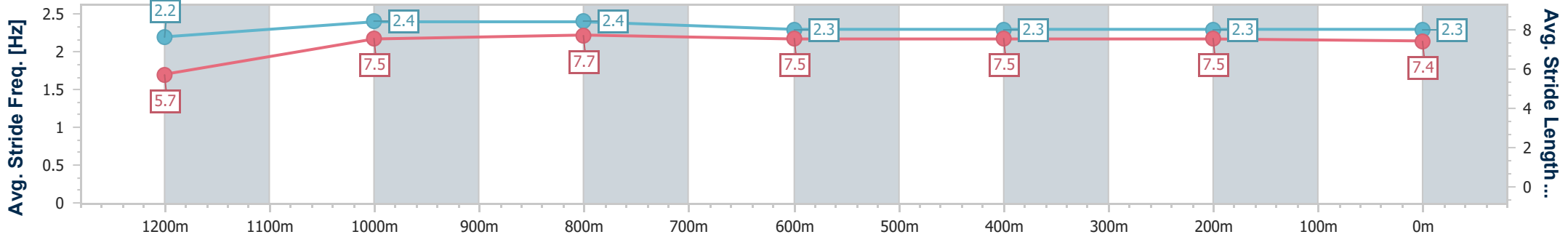
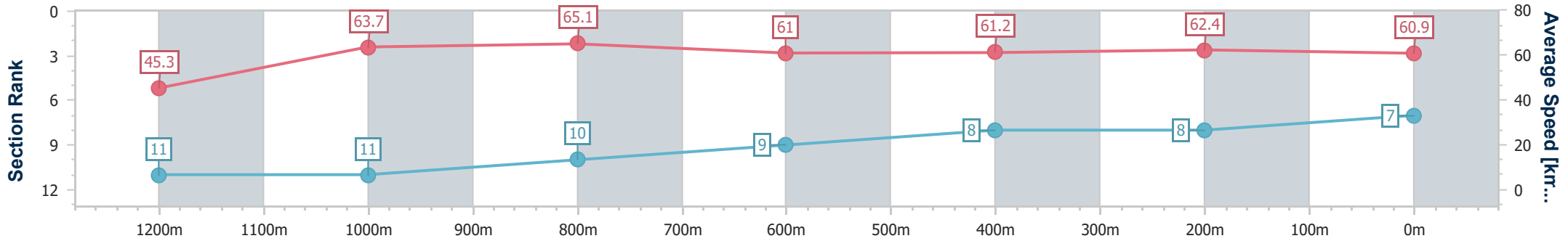


Ipswich QLD Professional
 Race 4: FOLLOWMONT TRANSPORT BENCHMARK 65
 Handicap - 1350m
 02 August 2024 - 14:22



Track Rating: Good 4, Weather: Fine, Rail Position: +3m Entire

Section	Overall	1200m	1000m	800m	600m	400m	200m
Section Times	1:21.56 [7] (0:11.93)	1:09.63 [11] (0:11.36)	0:58.27 [11] (0:11.15)	0:47.12 [10] (0:11.91)	0:35.21 [9] (0:11.79)	0:23.42 [8] (0:11.60)	0:11.82 [8] (0:11.82)
Average Speed [km/h]	45.3	63.7	65.1	61.0	61.2	62.4	60.9
Top Speed [km/h]	61.8	65.7	66.2	63.4	62.5	63.4	62.9
Avg. Dist. to Rail [m]	6.4	1.9	2.6	2.0	1.1	2.4	4.5
Avg. Stride Freq. [Hz]	2.2	2.4	2.4	2.3	2.3	2.3	2.3
Avg. Stride Length [m]	5.7	7.5	7.7	7.5	7.5	7.5	7.4



- [] Ranking at each section and finish
- .-.- No data available at this section
- NA No data available



Horse/Jockey Name	Sleigh Queen
Final Rank	8
Fastest Section Time (Section)	0:11.28 (1000m)
Top Speed [km/h] (Section)	65.3 (1000m)
Race State	Finished

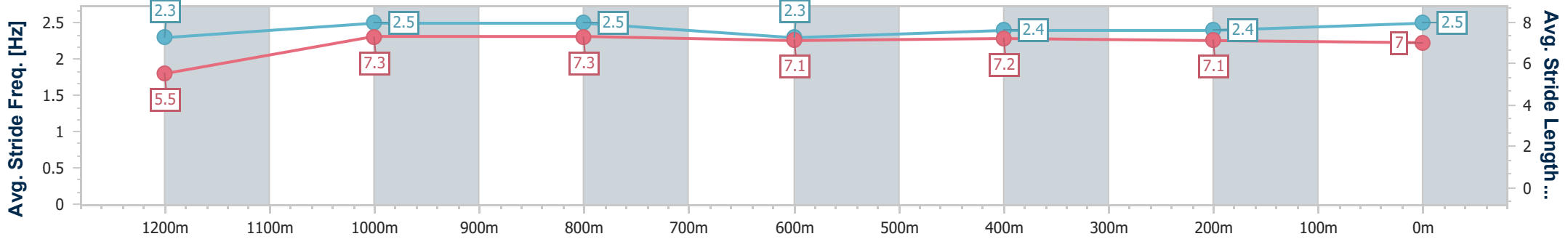
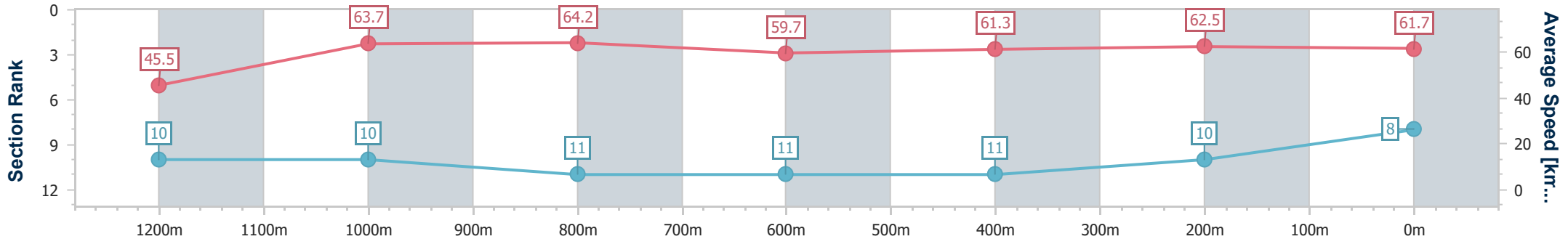


Ipswich QLD Professional
 Race 4: FOLLOWMONT TRANSPORT BENCHMARK 65
 Handicap - 1350m
 02 August 2024 - 14:22



Track Rating: Good 4, Weather: Fine, Rail Position: +3m Entire

Section	Overall	1200m	1000m	800m	600m	400m	200m
Section Times	1:21.71 [8] (0:11.82)	1:09.89 [10] (0:11.34)	0:58.55 [10] (0:11.28)	0:47.27 [11] (0:12.14)	0:35.13 [11] (0:11.85)	0:23.28 [11] (0:11.62)	0:11.66 [10] (0:11.66)
Average Speed [km/h]	45.5	63.7	64.2	59.7	61.3	62.5	61.7
Top Speed [km/h]	62.9	64.1	65.3	61.2	62.1	64.2	64.1
Avg. Dist. to Rail [m]	4.5	0.8	1.7	2.0	2.2	4.0	7.2
Avg. Stride Freq. [Hz]	2.3	2.5	2.5	2.3	2.4	2.4	2.5
Avg. Stride Length [m]	5.5	7.3	7.3	7.1	7.2	7.1	7.0



- [] Ranking at each section and finish
- .-.- No data available at this section
- NA No data available



Horse/Jockey Name	Affinity Flyer
Final Rank	9
Fastest Section Time (Section)	0:11.18 (1200m)
Top Speed [km/h] (Section)	66.5 (1200m)
Race State	Finished



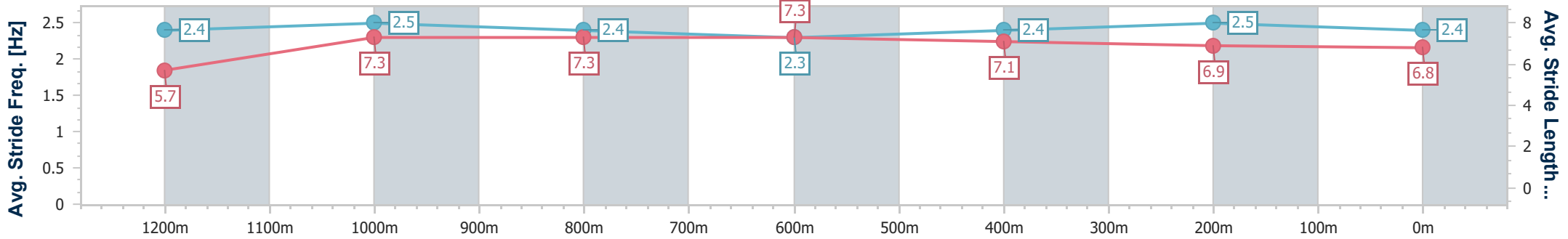
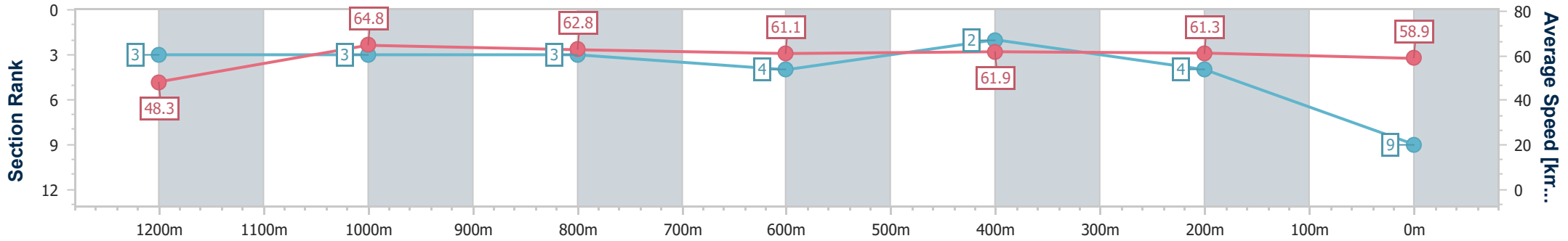
Ipswich QLD Professional
 Race 4: FOLLOWMONT TRANSPORT BENCHMARK 65
 Handicap - 1350m



02 August 2024 - 14:22

Track Rating: Good 4, Weather: Fine, Rail Position: +3m Entire

Section	Overall	1200m	1000m	800m	600m	400m	200m
Section Times	1:21.74 [9] (0:11.21)	1:10.53 [3] (0:11.18)	0:59.35 [3] (0:11.58)	0:47.77 [3] (0:11.93)	0:35.84 [4] (0:11.76)	0:24.08 [2] (0:11.84)	0:12.24 [4] (0:12.24)
Average Speed [km/h]	48.3	64.8	62.8	61.1	61.9	61.3	58.9
Top Speed [km/h]	64.2	66.5	64.6	62.8	62.6	62.9	60.9
Avg. Dist. to Rail [m]	3.6	3.9	4.6	3.2	2.6	2.6	2.1
Avg. Stride Freq. [Hz]	2.4	2.5	2.4	2.3	2.4	2.5	2.4
Avg. Stride Length [m]	5.7	7.3	7.3	7.3	7.1	6.9	6.8



- [] Ranking at each section and finish
- .-.- No data available at this section
- NA No data available



Horse/Jockey Name	Lightfast
Final Rank	10
Fastest Section Time (Section)	0:11.10 (1200m)
Top Speed [km/h] (Section)	66.2 (1200m)
Race State	Finished

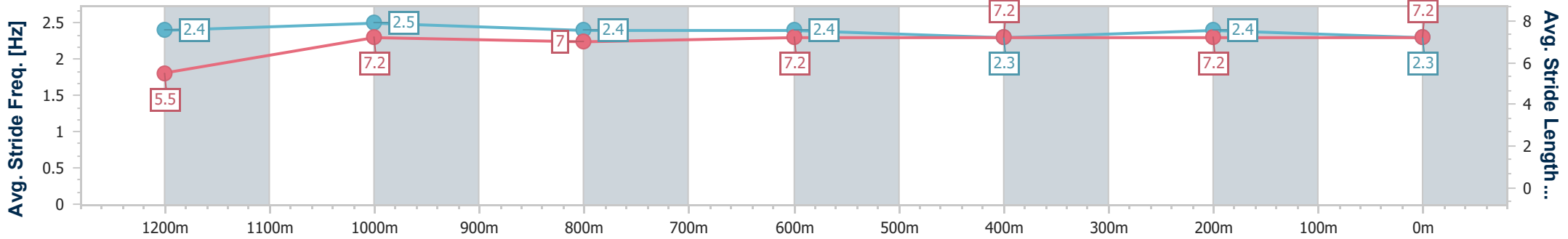
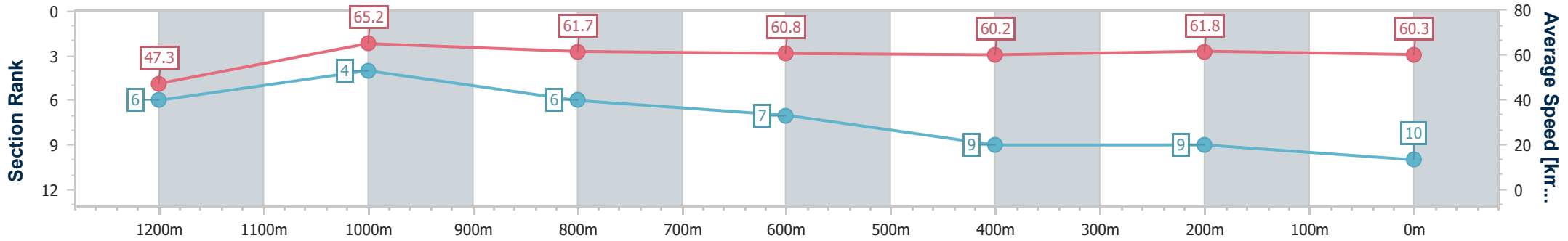


Ipswich QLD Professional
 Race 4: FOLLOWMONT TRANSPORT BENCHMARK 65
 Handicap - 1350m
 02 August 2024 - 14:22



Track Rating: Good 4, Weather: Fine, Rail Position: +3m Entire

Section	Overall	1200m	1000m	800m	600m	400m	200m
Section Times	1:21.78 [10] (0:11.40)	1:10.38 [6] (0:11.10)	0:59.28 [4] (0:11.73)	0:47.55 [6] (0:11.94)	0:35.61 [7] (0:11.99)	0:23.62 [9] (0:11.70)	0:11.92 [9] (0:11.92)
Average Speed [km/h]	47.3	65.2	61.7	60.8	60.2	61.8	60.3
Top Speed [km/h]	64.6	66.2	64.4	63.3	61.4	63.4	62.1
Avg. Dist. to Rail [m]	1.7	2.1	3.1	1.8	1.3	1.9	4.5
Avg. Stride Freq. [Hz]	2.4	2.5	2.4	2.4	2.3	2.4	2.3
Avg. Stride Length [m]	5.5	7.2	7.0	7.2	7.2	7.2	7.2



- [] Ranking at each section and finish
- .-.- No data available at this section
- NA No data available



Horse/Jockey Name	I Am Mason
Final Rank	11
Fastest Section Time (Section)	0:11.08 (1200m)
Top Speed [km/h] (Section)	65.9 (1200m)
Race State	Finished



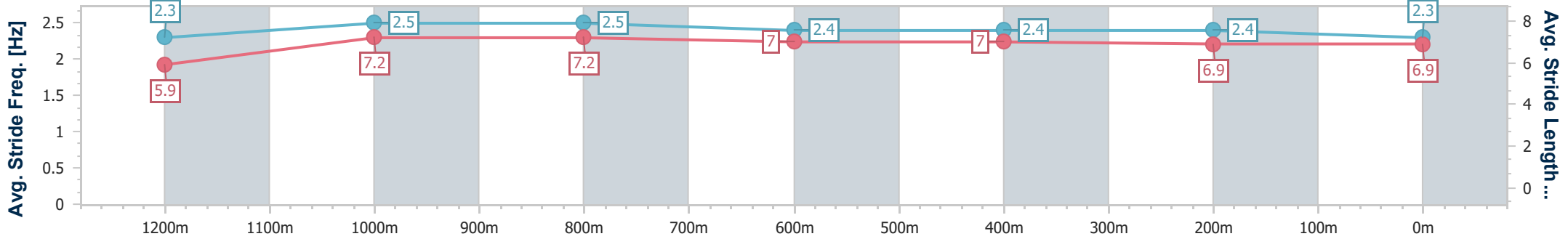
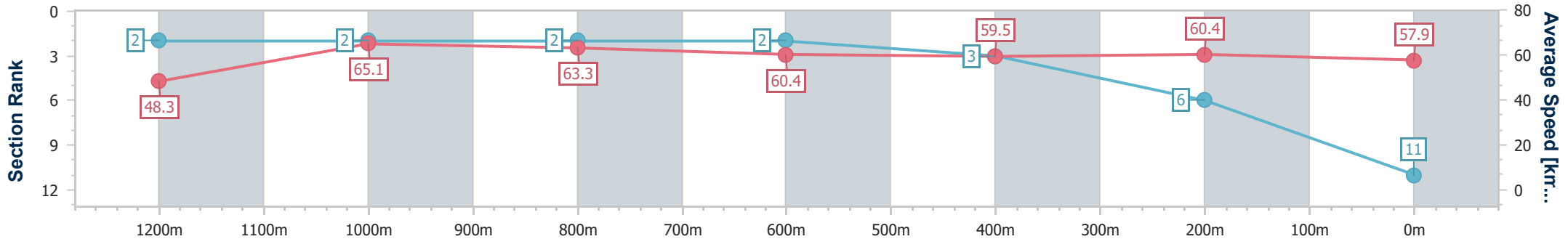
Ipswich QLD Professional
 Race 4: FOLLOWMONT TRANSPORT BENCHMARK 65
 Handicap - 1350m



02 August 2024 - 14:22

Track Rating: Good 4, Weather: Fine, Rail Position: +3m Entire

Section	Overall	1200m	1000m	800m	600m	400m	200m
Section Times	1:22.08 [11] (0:11.21)	1:10.87 [2] (0:11.08)	0:59.79 [2] (0:11.41)	0:48.38 [2] (0:11.92)	0:36.46 [2] (0:12.05)	0:24.41 [3] (0:11.94)	0:12.47 [6] (0:12.47)
Average Speed [km/h]	48.3	65.1	63.3	60.4	59.5	60.4	57.9
Top Speed [km/h]	64.2	65.9	65.1	61.7	60.4	60.6	59.8
Avg. Dist. to Rail [m]	5.4	2.5	1.0	0.2	0.3	0.4	0.5
Avg. Stride Freq. [Hz]	2.3	2.5	2.5	2.4	2.4	2.4	2.3
Avg. Stride Length [m]	5.9	7.2	7.2	7.0	7.0	6.9	6.9



- [] Ranking at each section and finish
- .-.- No data available at this section
- NA No data available

Track Rating: Good 4, Weather: Fine, Rail Position: +3m Entire

Section		Overall	1000m	800m	600m	400m	200m	Last 600m					
Field Times		1:03.78 (0:08.36)	0:55.42 (0:10.70)	0:44.72 (0:10.77)	0:33.95 (0:11.09)	0:22.86 (0:11.26)	0:11.60 (0:11.60)	0:33.95					
Rank	TAB Horse/Jockey	Barrier	Top Speed [km/h]	Fastest Section							Margin	Distance Travelled [m]	
1	2 MAJORELLE Cody Collis	7	69.7	0:08.50	1:03.78 [1] (0:08.50)	0:55.28 [2] (0:10.56)	0:44.72 [1] (0:10.77)	0:33.95 [1] (0:11.09)	0:22.86 [1] (0:11.26)	0:11.60 [1] (0:11.60)	1:03.78	0:33.95	
2	8 TOKYO SINS Karl Zechner	3	67.6	0:08.36	1:03.95 [2] (0:08.36)	0:55.59 [1] (0:10.89)	0:44.70 [3] (0:10.82)	0:33.88 [3] (0:11.09)	0:22.79 [3] (0:11.17)	0:11.62 [2] (0:11.62)	0.99L	0:33.88	-3
3	5 JOHNNY DASH Jag Guthmann-Chester	2	68.3	0:08.61	1:04.11 [3] (0:08.61)	0:55.50 [5] (0:10.84)	0:44.66 [4] (0:10.71)	0:33.95 [4] (0:11.08)	0:22.87 [4] (0:11.31)	0:11.56 [4] (0:11.56)	1.9L	0:33.95	-3
4	9 ORIGINAL GLAZE Georgina Cartwright	10	68.5	0:08.93	1:04.39 [4] (0:08.93)	0:55.46 [6] (0:10.90)	0:44.56 [7] (0:10.63)	0:33.93 [7] (0:11.16)	0:22.77 [7] (0:11.29)	0:11.48 [7] (0:11.48)	3.59L	0:33.93	-1
5	1 HEROIC MISS Tahlia Fenlon	1	69.3	0:08.51	1:04.46 [5] (0:08.51)	0:55.95 [3] (0:10.67)	0:45.28 [2] (0:10.68)	0:34.60 [2] (0:11.08)	0:23.52 [2] (0:11.42)	0:12.10 [3] (0:12.10)	3.99L	0:34.60	-5
6	11 LUCKY SHAM Shania Willis	9	68.2	0:08.96	1:04.76 [6] (0:08.96)	0:55.80 [7] (0:10.87)	0:44.93 [6] (0:10.61)	0:34.32 [6] (0:11.05)	0:23.27 [6] (0:11.41)	0:11.86 [6] (0:11.86)	5.75L	0:34.32	-4
7	7 UNCLE RUSS Angela Jones	6	68.1	0:08.58	1:04.79 [7] (0:08.58)	0:56.21 [4] (0:10.95)	0:45.26 [5] (0:10.74)	0:34.52 [5] (0:11.17)	0:23.35 [5] (0:11.37)	0:11.98 [5] (0:11.98)	5.9L	0:34.52	-1

Scratched: Xerri (#10), Matilly (#3), Miss Middle Park (#4), Sammy (#6)



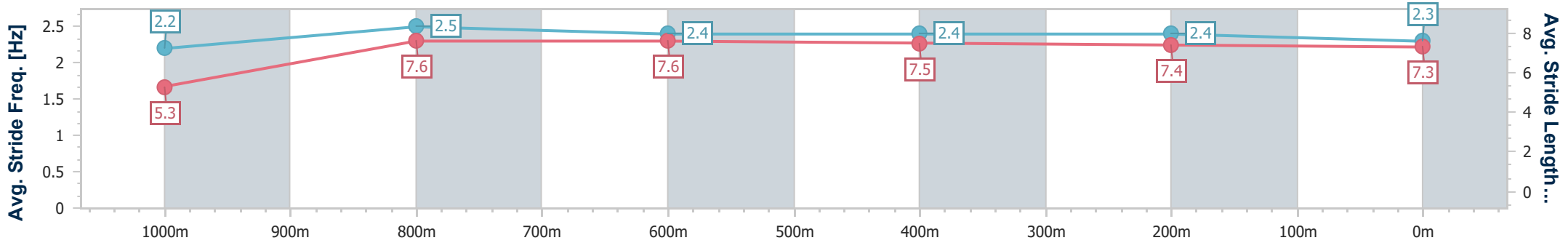
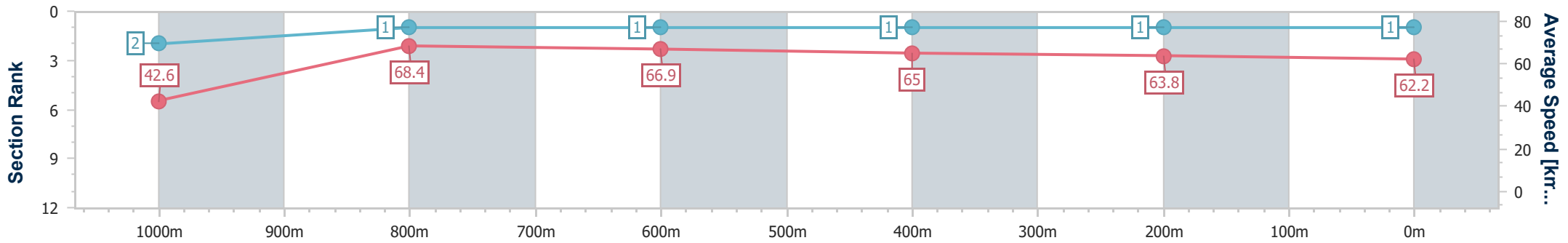
Horse/Jockey Name	Majorelle
Final Rank	1
Fastest Section Time (Section)	0:08.50 (Overall)
Top Speed [km/h] (Section)	69.7 (1000m)
Race State	Finished



Ipswich QLD Professional
 Race 5: MARK TOBIN TRANSPORT Class 5 Handicap - 1100m
 02 August 2024 - 14:56
 Track Rating: Good 4, Weather: Fine, Rail Position: +3m Entire



Section	Overall	1000m	800m	600m	400m	200m
Section Times	1:03.78 [1] (0:08.50)	0:55.28 [2] (0:10.56)	0:44.72 [1] (0:10.77)	0:33.95 [1] (0:11.09)	0:22.86 [1] (0:11.26)	0:11.60 [1] (0:11.60)
Average Speed [km/h]	42.6	68.4	66.9	65.0	63.8	62.2
Top Speed [km/h]	65.1	69.7	68.5	65.5	65.1	63.9
Avg. Dist. to Rail [m]	5.9	2.1	0.6	0.4	0.6	0.5
Avg. Stride Freq. [Hz]	2.2	2.5	2.4	2.4	2.4	2.3
Avg. Stride Length [m]	5.3	7.6	7.6	7.5	7.4	7.3



- [] Ranking at each section and finish
- .-.- No data available at this section
- NA No data available



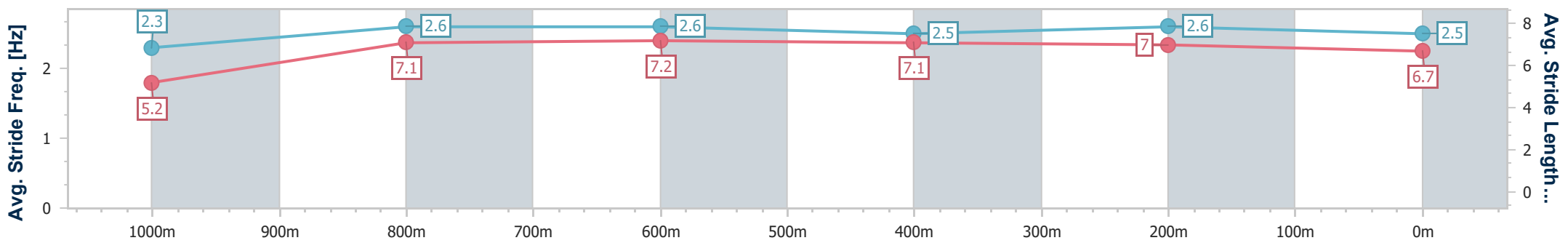
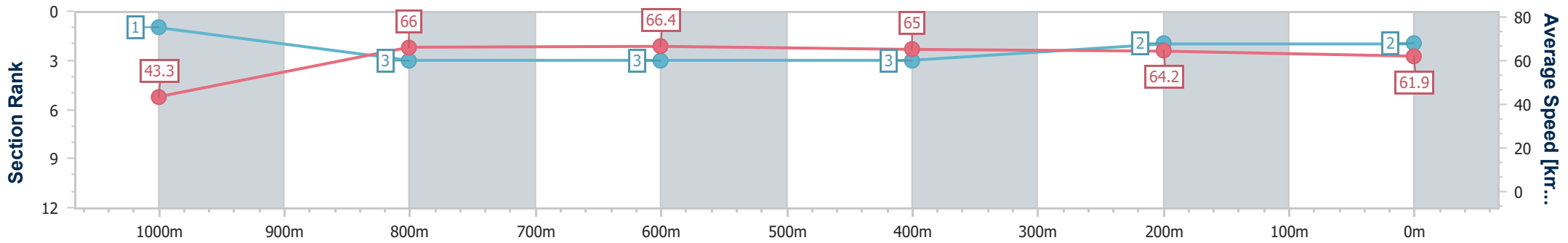
Horse/Jockey Name	Tokyo Sins
Final Rank	2
Fastest Section Time (Section)	0:08.36 (Overall)
Top Speed [km/h] (Section)	67.6 (800m)
Race State	Finished



Ipswich QLD Professional
 Race 5: MARK TOBIN TRANSPORT Class 5 Handicap - 1100m
 02 August 2024 - 14:56
 Track Rating: Good 4, Weather: Fine, Rail Position: +3m Entire



Section	Overall	1000m	800m	600m	400m	200m
Section Times	1:03.95 [2] (0:08.36)	0:55.59 [1] (0:10.89)	0:44.70 [3] (0:10.82)	0:33.88 [3] (0:11.09)	0:22.79 [3] (0:11.17)	0:11.62 [2] (0:11.62)
Average Speed [km/h]	43.3	66.0	66.4	65.0	64.2	61.9
Top Speed [km/h]	64.4	67.3	67.6	66.3	64.9	64.0
Avg. Dist. to Rail [m]	2.7	0.2	0.3	0.5	0.8	1.4
Avg. Stride Freq. [Hz]	2.3	2.6	2.6	2.5	2.6	2.5
Avg. Stride Length [m]	5.2	7.1	7.2	7.1	7.0	6.7



- [] Ranking at each section and finish
- .-.- No data available at this section
- NA No data available



Horse/Jockey Name	Johnny Dash
Final Rank	3
Fastest Section Time (Section)	0:08.61 (Overall)
Top Speed [km/h] (Section)	68.3 (800m)
Race State	Finished



Ipswich QLD Professional

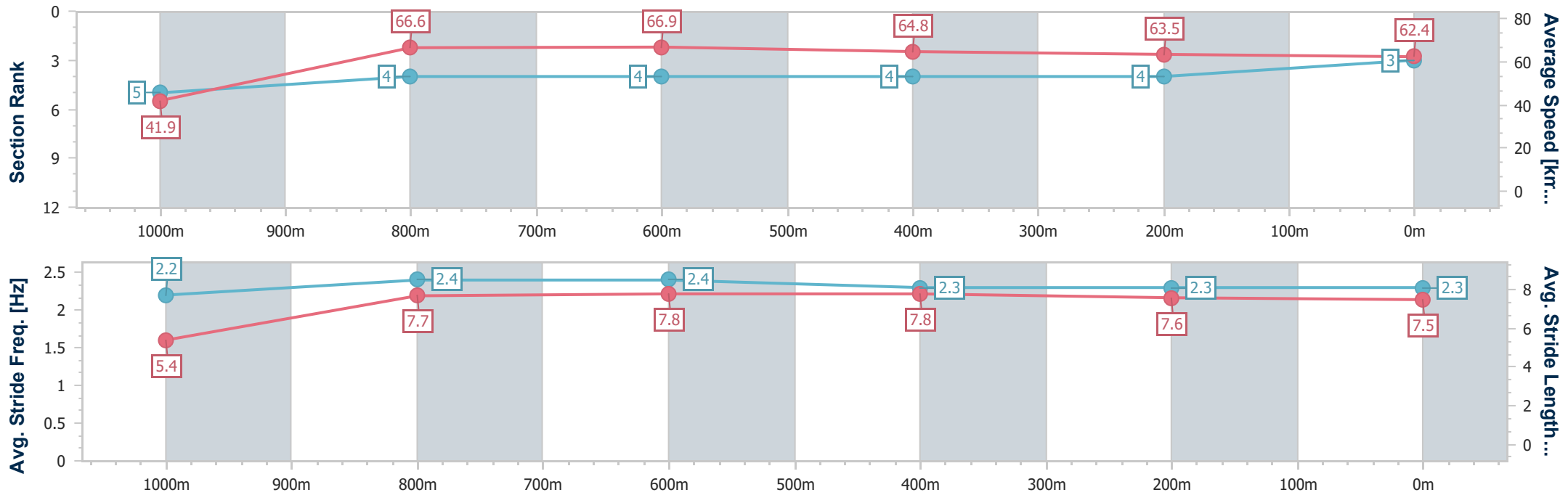
Race 5: MARK TOBIN TRANSPORT Class 5 Handicap - 1100m



02 August 2024 - 14:56

Track Rating: Good 4, Weather: Fine, Rail Position: +3m Entire

Section	Overall	1000m	800m	600m	400m	200m
Section Times	1:04.11 [3] (0:08.61)	0:55.50 [5] (0:10.84)	0:44.66 [4] (0:10.71)	0:33.95 [4] (0:11.08)	0:22.87 [4] (0:11.31)	0:11.56 [4]
Average Speed [km/h]	41.9	66.6	66.9	64.8	63.5	62.4
Top Speed [km/h]	64.1	67.9	68.3	66.2	64.5	64.2
Avg. Dist. to Rail [m]	2.5	0.3	0.5	0.6	0.6	0.5
Avg. Stride Freq. [Hz]	2.2	2.4	2.4	2.3	2.3	2.3
Avg. Stride Length [m]	5.4	7.7	7.8	7.8	7.6	7.5



- [] Ranking at each section and finish
- .-.- No data available at this section
- NA No data available



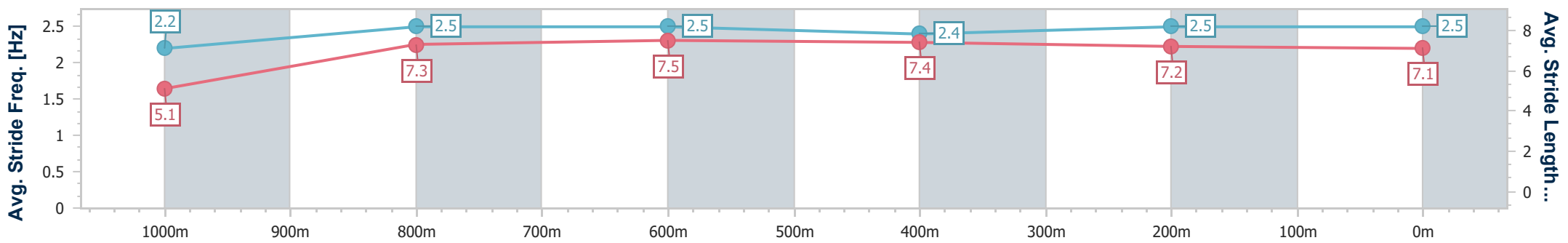
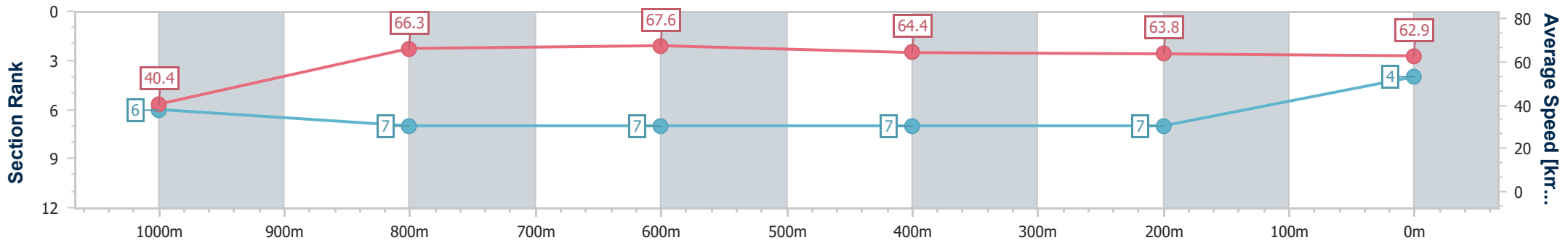
Horse/Jockey Name	Original Glaze
Final Rank	4
Fastest Section Time (Section)	0:08.93 (Overall)
Top Speed [km/h] (Section)	68.5 (800m)
Race State	Finished



Ipswich QLD Professional
 Race 5: MARK TOBIN TRANSPORT Class 5 Handicap - 1100m
 02 August 2024 - 14:56
 Track Rating: Good 4, Weather: Fine, Rail Position: +3m Entire



Section	Overall	1000m	800m	600m	400m	200m
Section Times	1:04.39 [4] (0:08.93)	0:55.46 [6] (0:10.90)	0:44.56 [7] (0:10.63)	0:33.93 [7] (0:11.16)	0:22.77 [7] (0:11.29)	0:11.48 [7] (0:11.48)
Average Speed [km/h]	40.4	66.3	67.6	64.4	63.8	62.9
Top Speed [km/h]	63.3	67.9	68.5	66.4	64.2	64.0
Avg. Dist. to Rail [m]	8.5	1.8	0.4	0.5	1.2	2.2
Avg. Stride Freq. [Hz]	2.2	2.5	2.5	2.4	2.5	2.5
Avg. Stride Length [m]	5.1	7.3	7.5	7.4	7.2	7.1



- [] Ranking at each section and finish
- .-.- No data available at this section
- NA No data available



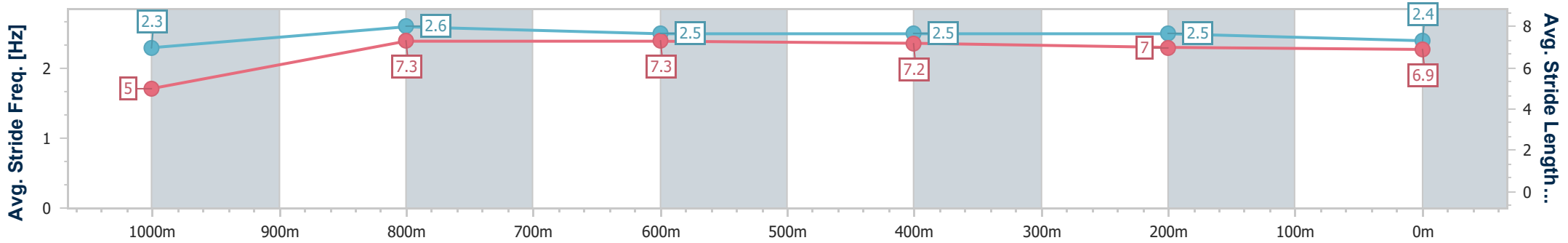
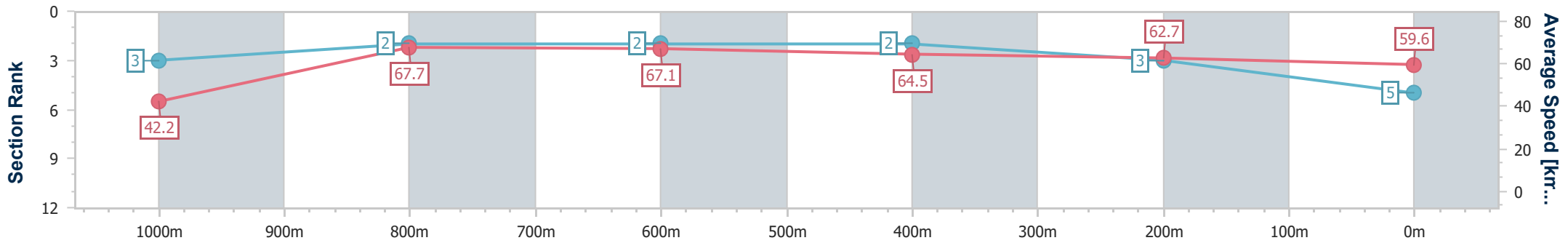
Horse/Jockey Name	Heroic Miss
Final Rank	5
Fastest Section Time (Section)	0:08.51 (Overall)
Top Speed [km/h] (Section)	69.3 (1000m)
Race State	Finished



Ipswich QLD Professional
 Race 5: MARK TOBIN TRANSPORT Class 5 Handicap - 1100m
 02 August 2024 - 14:56
 Track Rating: Good 4, Weather: Fine, Rail Position: +3m Entire



Section	Overall	1000m	800m	600m	400m	200m
Section Times	1:04.46 [5] (0:08.51)	0:55.95 [3] (0:10.67)	0:45.28 [2] (0:10.68)	0:34.60 [2] (0:11.08)	0:23.52 [2] (0:11.42)	0:12.10 [3] (0:12.10)
Average Speed [km/h]	42.2	67.7	67.1	64.5	62.7	59.6
Top Speed [km/h]	64.2	69.3	68.9	65.7	63.9	62.1
Avg. Dist. to Rail [m]	1.4	0.6	0.9	1.4	0.8	1.1
Avg. Stride Freq. [Hz]	2.3	2.6	2.5	2.5	2.5	2.4
Avg. Stride Length [m]	5.0	7.3	7.3	7.2	7.0	6.9



- [] Ranking at each section and finish
- .-.- No data available at this section
- NA No data available



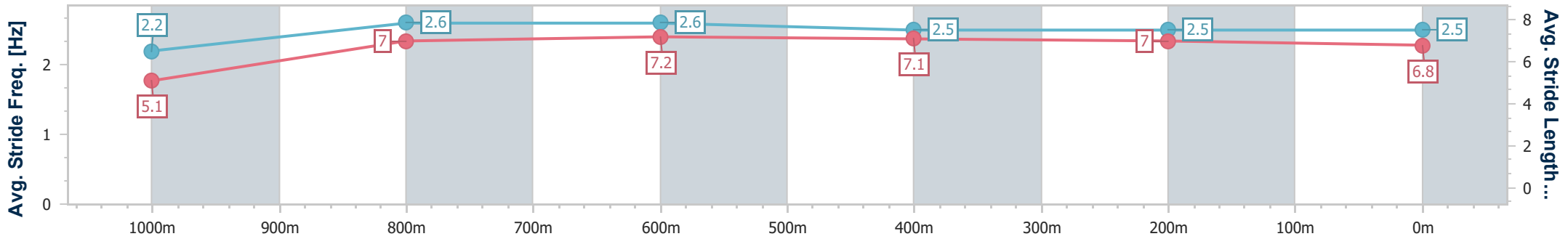
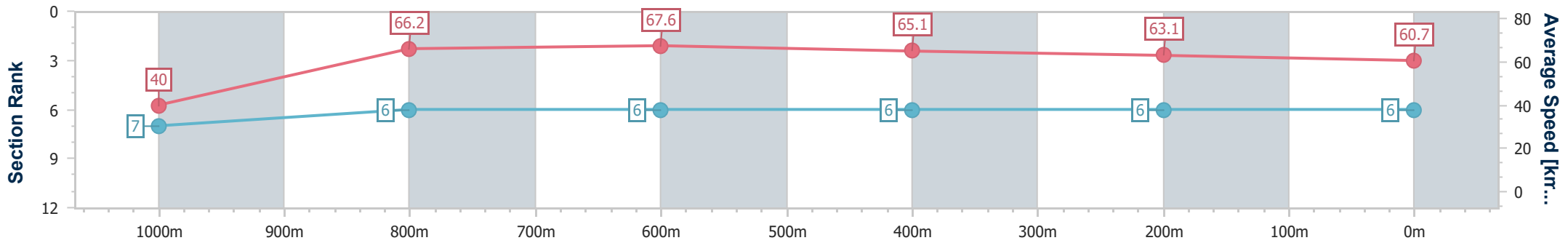
Horse/Jockey Name	Lucky Sham
Final Rank	6
Fastest Section Time (Section)	0:08.96 (Overall)
Top Speed [km/h] (Section)	68.2 (800m)
Race State	Finished



Ipswich QLD Professional
 Race 5: MARK TOBIN TRANSPORT Class 5 Handicap - 1100m
 02 August 2024 - 14:56
 Track Rating: Good 4, Weather: Fine, Rail Position: +3m Entire



Section	Overall	1000m	800m	600m	400m	200m
Section Times	1:04.76 [6] (0:08.96)	0:55.80 [7] (0:10.87)	0:44.93 [6] (0:10.61)	0:34.32 [6] (0:11.05)	0:23.27 [6] (0:11.41)	0:11.86 [6] (0:11.86)
Average Speed [km/h]	40.0	66.2	67.6	65.1	63.1	60.7
Top Speed [km/h]	61.9	68.2	68.2	66.5	63.6	62.9
Avg. Dist. to Rail [m]	6.5	1.0	1.0	0.6	0.9	1.3
Avg. Stride Freq. [Hz]	2.2	2.6	2.6	2.5	2.5	2.5
Avg. Stride Length [m]	5.1	7.0	7.2	7.1	7.0	6.8



- [] Ranking at each section and finish
- .-.- No data available at this section
- NA No data available



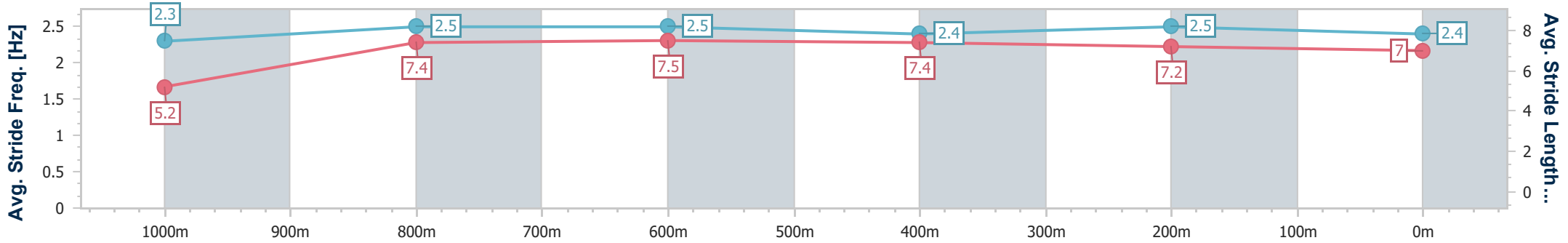
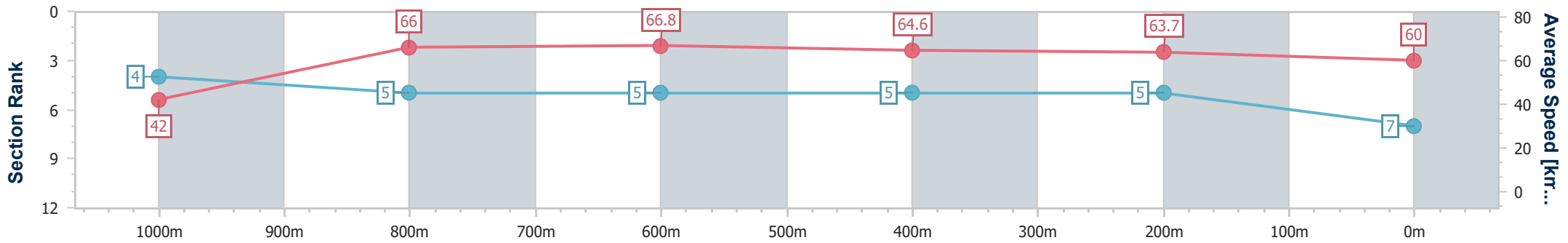
Horse/Jockey Name	Uncle Russ
Final Rank	7
Fastest Section Time (Section)	0:08.58 (Overall)
Top Speed [km/h] (Section)	68.1 (800m)
Race State	Finished



Ipswich QLD Professional
 Race 5: MARK TOBIN TRANSPORT Class 5 Handicap - 1100m
 02 August 2024 - 14:56
 Track Rating: Good 4, Weather: Fine, Rail Position: +3m Entire



Section	Overall	1000m	800m	600m	400m	200m
Section Times	1:04.79 [7] (0:08.58)	0:56.21 [4] (0:10.95)	0:45.26 [5] (0:10.74)	0:34.52 [5] (0:11.17)	0:23.35 [5] (0:11.37)	0:11.98 [5]
Average Speed [km/h]	42.0	66.0	66.8	64.6	63.7	60.0
Top Speed [km/h]	62.8	68.0	68.1	66.6	65.0	62.4
Avg. Dist. to Rail [m]	4.9	1.1	0.3	0.5	1.6	3.4
Avg. Stride Freq. [Hz]	2.3	2.5	2.5	2.4	2.5	2.4
Avg. Stride Length [m]	5.2	7.4	7.5	7.4	7.2	7.0



- [] Ranking at each section and finish
- .-.- No data available at this section
- NA No data available



Ipswich QLD Professional
Race 6: QUEENSLAND THERMO KING BENCHMARK 60 Handicap - 800m
02 August 2024 - 15:33



Track Rating: Good 4, Weather: Fine, Rail Position: +3m Entire

Section										Last 600m		
Field Times		Overall	600m	400m	200m							
		0:45.16 (0:13.10)	0:32.06 (0:10.17)	0:21.89 (0:10.61)	0:11.28 (0:11.28)						0:32.06	
Rank	TAB	Horse/Jockey	Barrier	Top Speed [km/h]	Fastest Section	Overall	600m	400m	200m	Margin	Last 600m	Distance Travelled [m]
1	11	DAWYN'S CHOICE Brooke Ainsworth	14	72.4 600m	0:10.17 600m	0:45.16 [1] (0:13.10)	0:32.06 [1] (0:10.17)	0:21.89 [1] (0:10.61)	0:11.28 [1] (0:11.28)	0:45.16	0:32.06	
2	13	CURRY LEGEND Tahlia Fenlon	7	72.0 600m	0:10.13 600m	0:45.29 [2] (0:13.33)	0:31.96 [2] (0:10.13)	0:21.83 [3] (0:10.64)	0:11.19 [2] (0:11.19)	0.81L	0:31.96	-1
3	5	MAGURO Boris Thornton	2	70.6 600m	0:10.34 600m	0:45.30 [3] (0:13.37)	0:31.93 [5] (0:10.34)	0:21.59 [5] (0:10.65)	0:10.94 [5] (0:10.94)	0.85L	0:31.93	+0
4	7	PIANIST Cody Collis	11	71.6 600m	0:10.37 600m	0:45.38 [4] (0:13.67)	0:31.71 [7] (0:10.37)	0:21.34 [7] (0:10.57)	0:10.77 [6] (0:10.77)	1.32L	0:31.71	+3
5	2	SIR CARTER Matthew Gray	12	72.7 600m	0:10.13 600m	0:45.56 [5] (0:13.34)	0:32.22 [3] (0:10.13)	0:22.09 [4] (0:10.73)	0:11.36 [3] (0:11.36)	2.39L	0:32.22	+3
6	15	PRINCE OF MARAKESH Rikki Jamieson	4	70.6 600m	0:10.32 600m	0:45.64 [6] (0:13.78)	0:31.86 [8] (0:10.32)	0:21.54 [8] (0:10.54)	0:11.00 [7] (0:11.00)	2.85L	0:31.86	-1
7	8	SONGZILLA Rob Thorburn	9	72.7 600m	0:10.09 600m	0:45.86 [7] (0:13.35)	0:32.51 [4] (0:10.09)	0:22.42 [2] (0:10.79)	0:11.63 [4] (0:11.63)	4.11L	0:32.51	+1
8	12	RUSSIAN DIVA Nozi Tomizawa	3	70.7 600m	0:10.41 600m	0:45.92 [8] (0:13.87)	0:32.05 [9] (0:10.41)	0:21.64 [9] (0:10.59)	0:11.05 [9] (0:11.05)	4.48L	0:32.05	+2
9	3	UCHI Dylan Bennett	5	70.9 600m	0:10.44 600m	0:45.95 [9] (0:13.46)	0:32.49 [6] (0:10.44)	0:22.05 [6] (0:10.93)	0:11.12 [8] (0:11.12)	4.64L	0:32.49	+1

Scratched: Boogielu (#1), Flying Rupert (#10), Suniki (#9), Voulait (#4), Mr Polar (#6), Rubydoo (#14)

[] Ranking at each section and finish
 -:-:- No data available at this section
 NA No data available

SCN Saddle cloth number
 DNF Did not finish
 DNT Did not track



Horse/Jockey Name	Dawyn's Choice
Final Rank	1
Fastest Section Time (Section)	0:10.17 (600m)
Top Speed [km/h] (Section)	72.4 (600m)
Race State	Finished



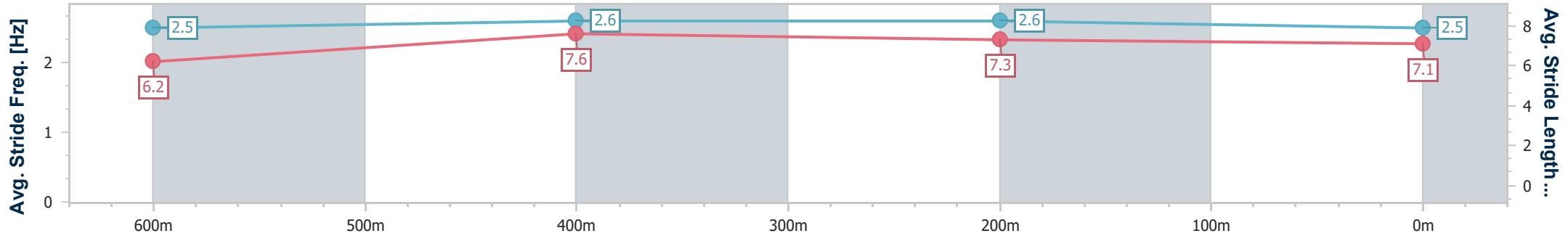
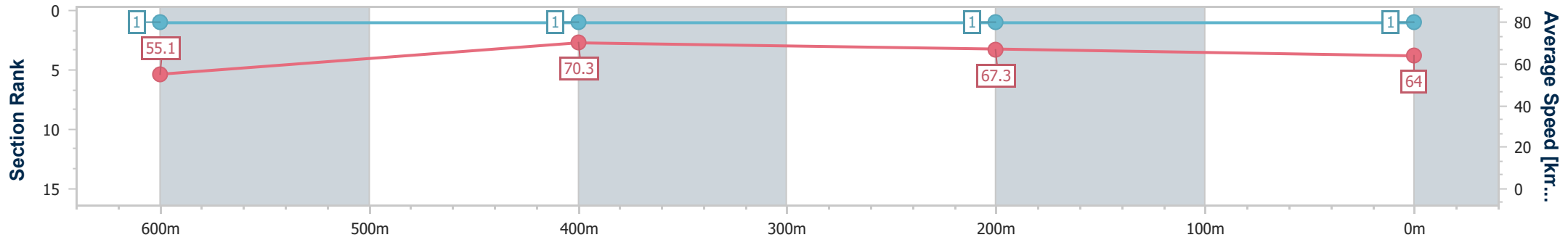
Ipswich QLD Professional
 Race 6: QUEENSLAND THERMO KING BENCHMARK 60
 Handicap - 800m



02 August 2024 - 15:33

Track Rating: Good 4, Weather: Fine, Rail Position: +3m Entire

Section	Overall	600m	400m	200m
Section Times	0:45.16 [1] (0:13.10)	0:32.06 [1] (0:10.17)	0:21.89 [1] (0:10.61)	0:11.28 [1] (0:11.28)
Average Speed [km/h]	55.1	70.3	67.3	64.0
Top Speed [km/h]	72.0	72.4	69.1	66.6
Avg. Dist. to Rail [m]	6.2	1.0	1.6	0.8
Avg. Stride Freq. [Hz]	2.5	2.6	2.6	2.5
Avg. Stride Length [m]	6.2	7.6	7.3	7.1



- [] Ranking at each section and finish
- .-.- No data available at this section
- NA No data available



Horse/Jockey Name	Curry Legend
Final Rank	2
Fastest Section Time (Section)	0:10.13 (600m)
Top Speed [km/h] (Section)	72.0 (600m)
Race State	Finished



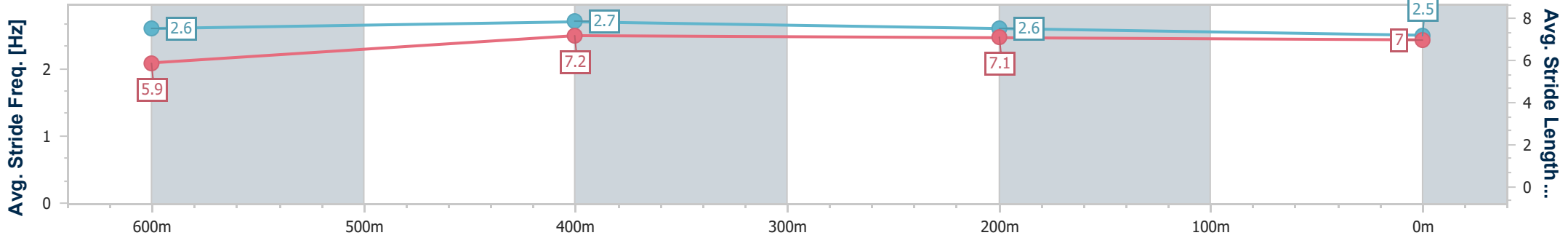
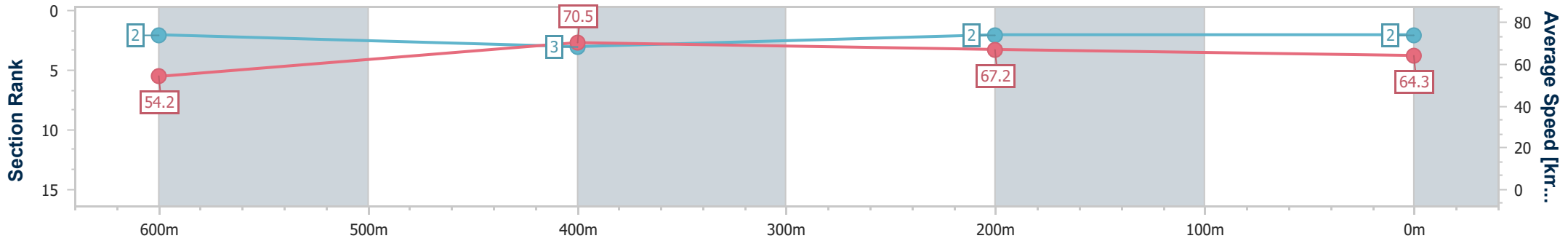
Ipswich QLD Professional
 Race 6: QUEENSLAND THERMO KING BENCHMARK 60
 Handicap - 800m



02 August 2024 - 15:33

Track Rating: Good 4, Weather: Fine, Rail Position: +3m Entire

Section	Overall	600m	400m	200m
Section Times	0:45.29 [2] (0:13.33)	0:31.96 [2] (0:10.13)	0:21.83 [3] (0:10.64)	0:11.19 [2] (0:11.19)
Average Speed [km/h]	54.2	70.5	67.2	64.3
Top Speed [km/h]	68.4	72.0	68.4	67.5
Avg. Dist. to Rail [m]	3.6	1.6	1.8	0.5
Avg. Stride Freq. [Hz]	2.6	2.7	2.6	2.5
Avg. Stride Length [m]	5.9	7.2	7.1	7.0



- [] Ranking at each section and finish
- .-.- No data available at this section
- NA No data available



Horse/Jockey Name	Maguro
Final Rank	3
Fastest Section Time (Section)	0:10.34 (600m)
Top Speed [km/h] (Section)	70.6 (600m)
Race State	Finished



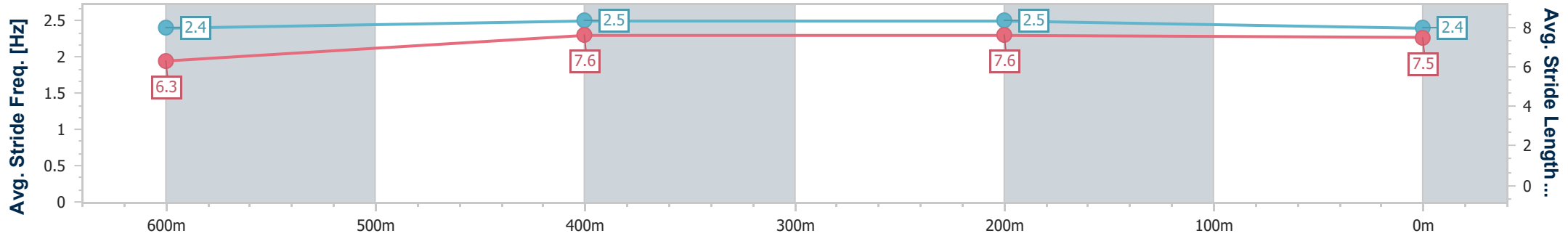
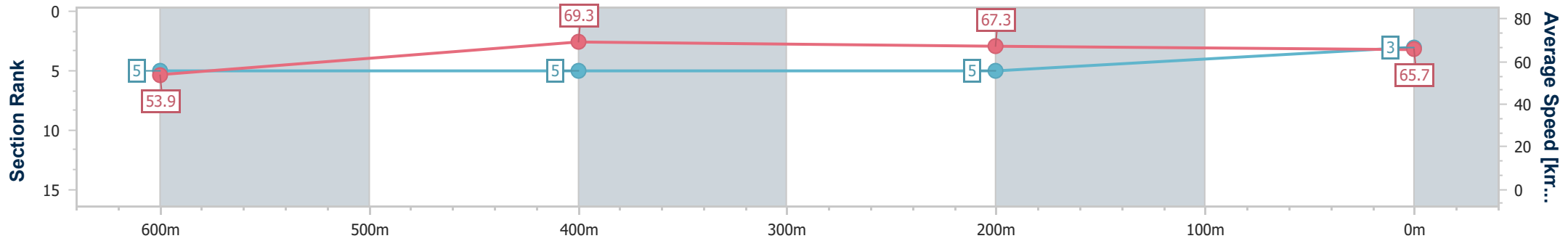
Ipswich QLD Professional
 Race 6: QUEENSLAND THERMO KING BENCHMARK 60
 Handicap - 800m



02 August 2024 - 15:33

Track Rating: Good 4, Weather: Fine, Rail Position: +3m Entire

Section	Overall	600m	400m	200m
Section Times	0:45.30 [3] (0:13.37)	0:31.93 [5] (0:10.34)	0:21.59 [5] (0:10.65)	0:10.94 [5] (0:10.94)
Average Speed [km/h]	53.9	69.3	67.3	65.7
Top Speed [km/h]	70.6	70.6	68.1	67.2
Avg. Dist. to Rail [m]	0.6	1.4	1.3	2.7
Avg. Stride Freq. [Hz]	2.4	2.5	2.5	2.4
Avg. Stride Length [m]	6.3	7.6	7.6	7.5



- [] Ranking at each section and finish
- .-.- No data available at this section
- NA No data available



Horse/Jockey Name	Pianist
Final Rank	4
Fastest Section Time (Section)	0:10.37 (600m)
Top Speed [km/h] (Section)	71.6 (600m)
Race State	Finished



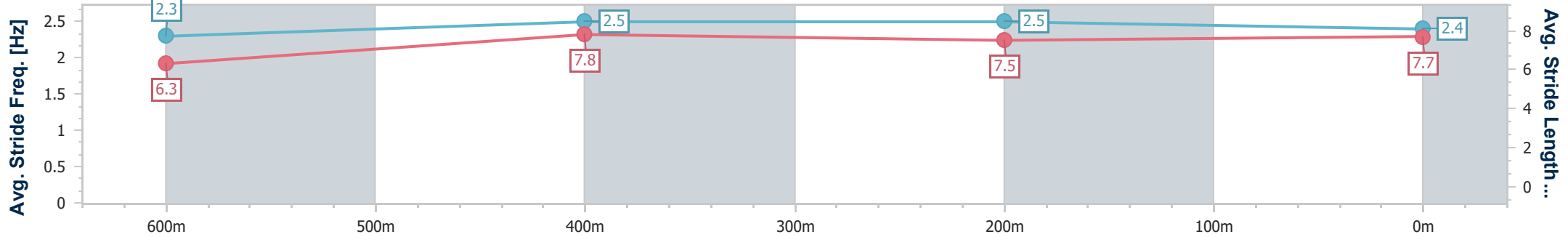
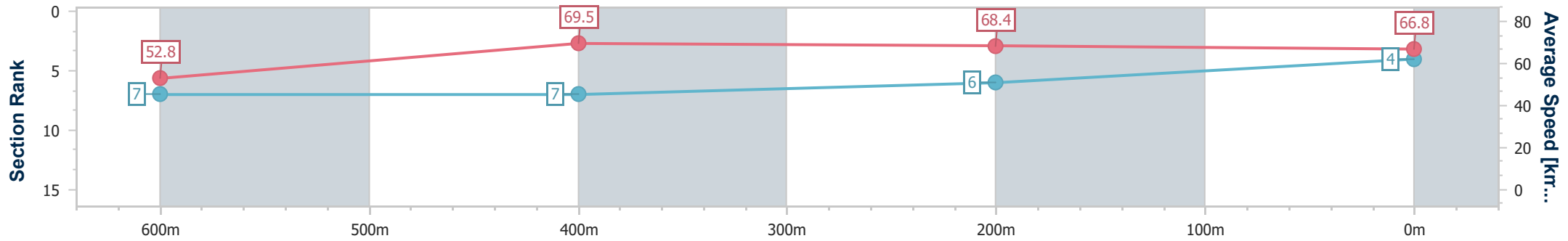
Ipswich QLD Professional
 Race 6: QUEENSLAND THERMO KING BENCHMARK 60
 Handicap - 800m



02 August 2024 - 15:33

Track Rating: Good 4, Weather: Fine, Rail Position: +3m Entire

Section	Overall	600m	400m	200m
Section Times	0:45.38 [4] (0:13.67)	0:31.71 [7] (0:10.37)	0:21.34 [7] (0:10.57)	0:10.77 [6] (0:10.77)
Average Speed [km/h]	52.8	69.5	68.4	66.8
Top Speed [km/h]	71.3	71.6	70.2	70.1
Avg. Dist. to Rail [m]	4.7	1.2	2.3	5.2
Avg. Stride Freq. [Hz]	2.3	2.5	2.5	2.4
Avg. Stride Length [m]	6.3	7.8	7.5	7.7



- [] Ranking at each section and finish
- .-.- No data available at this section
- NA No data available



Horse/Jockey Name	Sir Carter
Final Rank	5
Fastest Section Time (Section)	0:10.13 (600m)
Top Speed [km/h] (Section)	72.7 (600m)
Race State	Finished



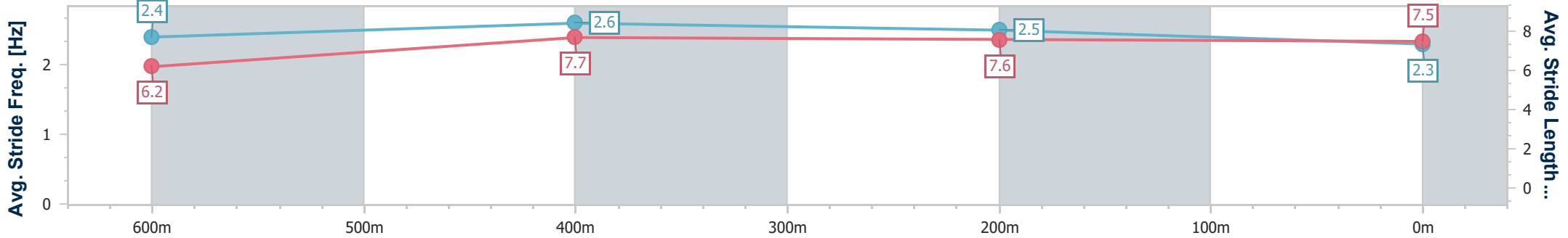
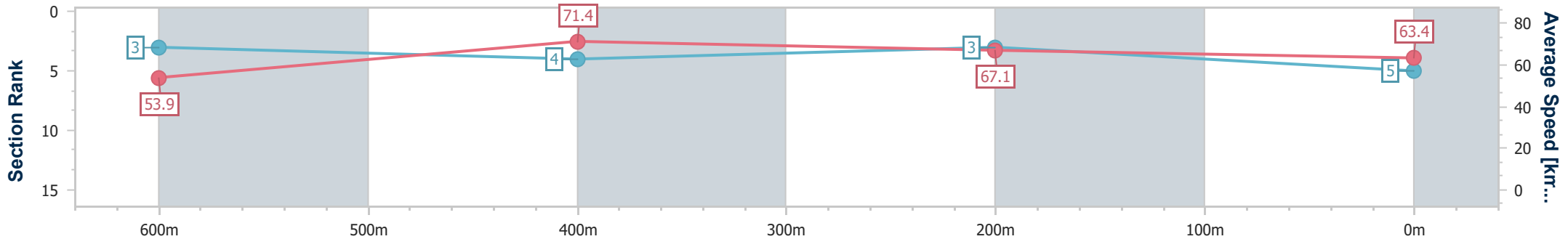
Ipswich QLD Professional
 Race 6: QUEENSLAND THERMO KING BENCHMARK 60
 Handicap - 800m



02 August 2024 - 15:33

Track Rating: Good 4, Weather: Fine, Rail Position: +3m Entire

Section	Overall	600m	400m	200m
Section Times	0:45.56 [5] (0:13.34)	0:32.22 [3] (0:10.13)	0:22.09 [4] (0:10.73)	0:11.36 [3] (0:11.36)
Average Speed [km/h]	53.9	71.4	67.1	63.4
Top Speed [km/h]	72.0	72.7	69.8	65.8
Avg. Dist. to Rail [m]	6.2	1.4	1.8	3.6
Avg. Stride Freq. [Hz]	2.4	2.6	2.5	2.3
Avg. Stride Length [m]	6.2	7.7	7.6	7.5



- [] Ranking at each section and finish
- .-.- No data available at this section
- NA No data available



Horse/Jockey Name	Prince Of Marakesh
Final Rank	6
Fastest Section Time (Section)	0:10.32 (600m)
Top Speed [km/h] (Section)	70.6 (600m)
Race State	Finished



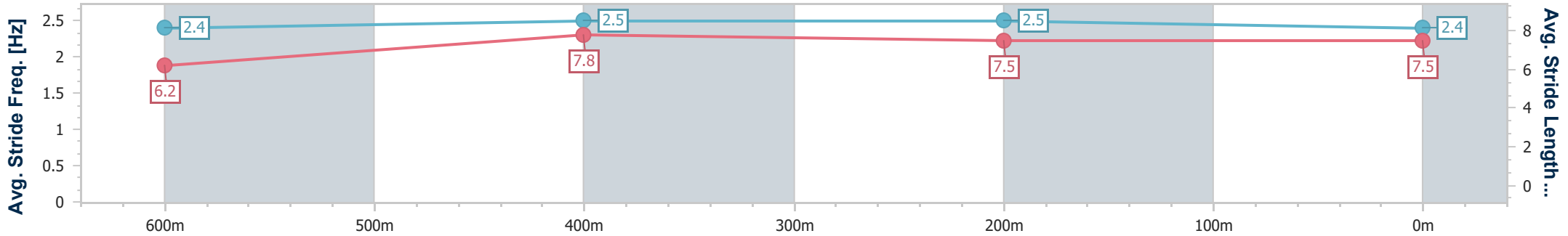
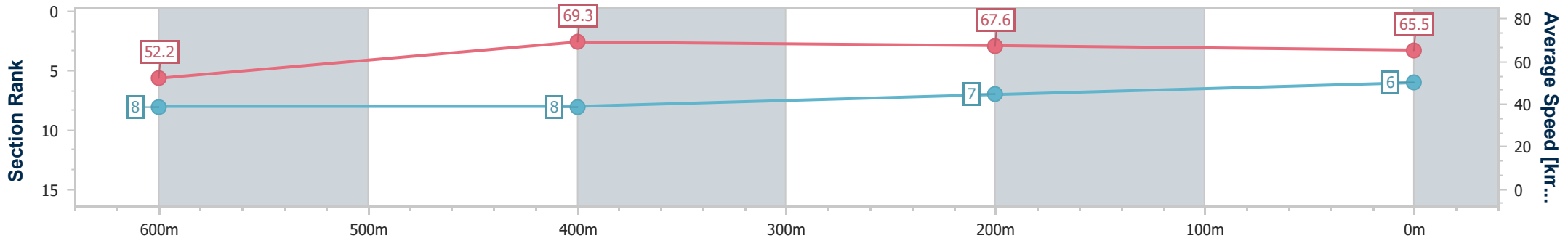
Ipswich QLD Professional
 Race 6: QUEENSLAND THERMO KING BENCHMARK 60
 Handicap - 800m



02 August 2024 - 15:33

Track Rating: Good 4, Weather: Fine, Rail Position: +3m Entire

Section	Overall	600m	400m	200m
Section Times	0:45.64 [6] (0:13.78)	0:31.86 [8] (0:10.32)	0:21.54 [8] (0:10.54)	0:11.00 [7] (0:11.00)
Average Speed [km/h]	52.2	69.3	67.6	65.5
Top Speed [km/h]	69.7	70.6	68.7	67.9
Avg. Dist. to Rail [m]	2.4	1.1	2.5	0.8
Avg. Stride Freq. [Hz]	2.4	2.5	2.5	2.4
Avg. Stride Length [m]	6.2	7.8	7.5	7.5



- [] Ranking at each section and finish
- .-.- No data available at this section
- NA No data available



Horse/Jockey Name	Songzilla
Final Rank	7
Fastest Section Time (Section)	0:10.09 (600m)
Top Speed [km/h] (Section)	72.7 (600m)
Race State	Finished



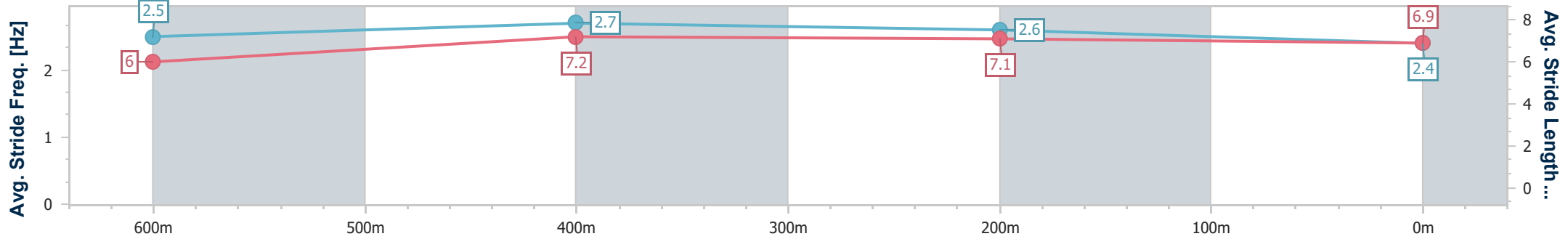
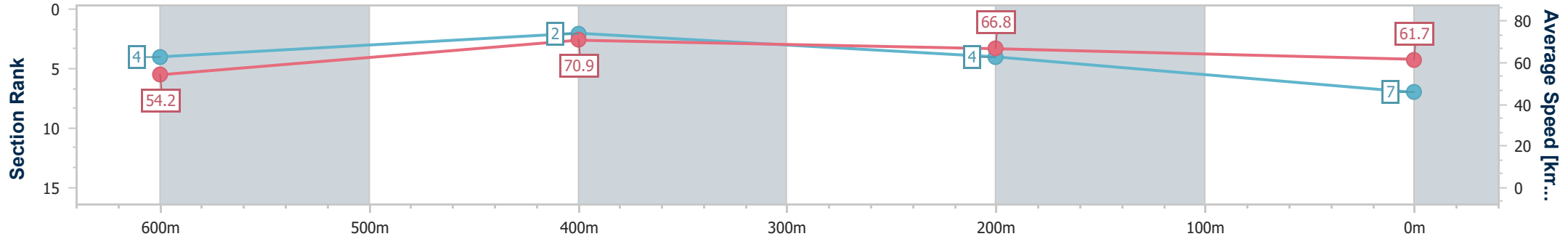
Ipswich QLD Professional
 Race 6: QUEENSLAND THERMO KING BENCHMARK 60
 Handicap - 800m



02 August 2024 - 15:33

Track Rating: Good 4, Weather: Fine, Rail Position: +3m Entire

Section	Overall	600m	400m	200m
Section Times	0:45.86 [7] (0:13.35)	0:32.51 [4] (0:10.09)	0:22.42 [2] (0:10.79)	0:11.63 [4] (0:11.63)
Average Speed [km/h]	54.2	70.9	66.8	61.7
Top Speed [km/h]	72.4	72.7	68.9	66.0
Avg. Dist. to Rail [m]	4.4	1.0	1.3	2.8
Avg. Stride Freq. [Hz]	2.5	2.7	2.6	2.4
Avg. Stride Length [m]	6.0	7.2	7.1	6.9



- [] Ranking at each section and finish
- .-.- No data available at this section
- NA No data available



Horse/Jockey Name	Russian Diva
Final Rank	8
Fastest Section Time (Section)	0:10.41 (600m)
Top Speed [km/h] (Section)	70.7 (600m)
Race State	Finished



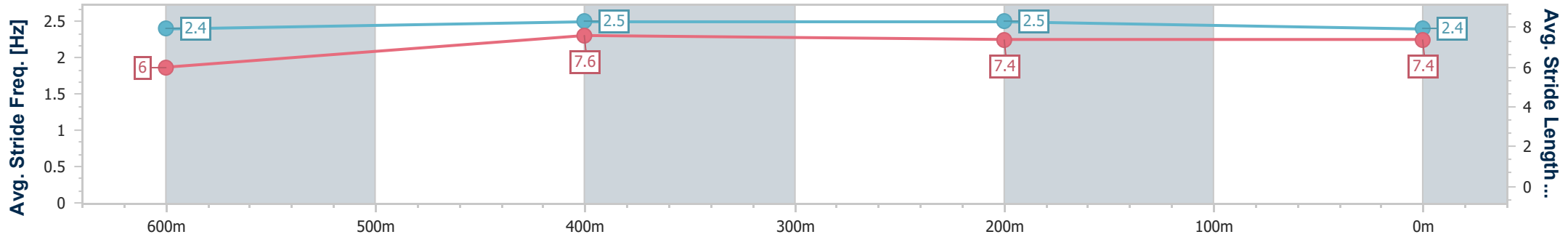
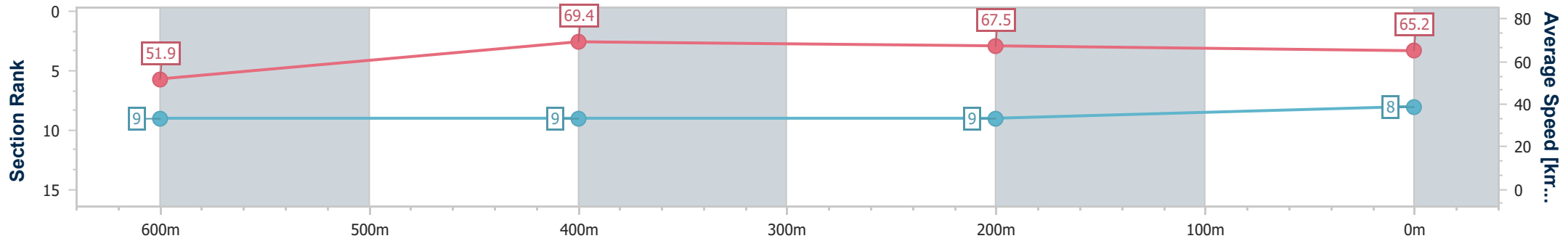
Ipswich QLD Professional
 Race 6: QUEENSLAND THERMO KING BENCHMARK 60
 Handicap - 800m



02 August 2024 - 15:33

Track Rating: Good 4, Weather: Fine, Rail Position: +3m Entire

Section	Overall	600m	400m	200m
Section Times	0:45.92 [8] (0:13.87)	0:32.05 [9] (0:10.41)	0:21.64 [9] (0:10.59)	0:11.05 [9] (0:11.05)
Average Speed [km/h]	51.9	69.4	67.5	65.2
Top Speed [km/h]	70.3	70.7	69.0	67.5
Avg. Dist. to Rail [m]	2.2	0.6	0.6	1.6
Avg. Stride Freq. [Hz]	2.4	2.5	2.5	2.4
Avg. Stride Length [m]	6.0	7.6	7.4	7.4



- [] Ranking at each section and finish
- .-.- No data available at this section
- NA No data available



Horse/Jockey Name	Uchi
Final Rank	9
Fastest Section Time (Section)	0:10.44 (600m)
Top Speed [km/h] (Section)	70.9 (600m)
Race State	Finished



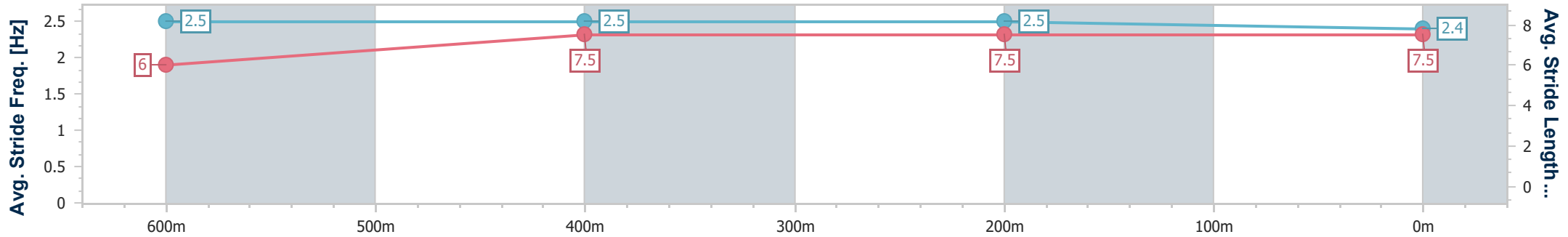
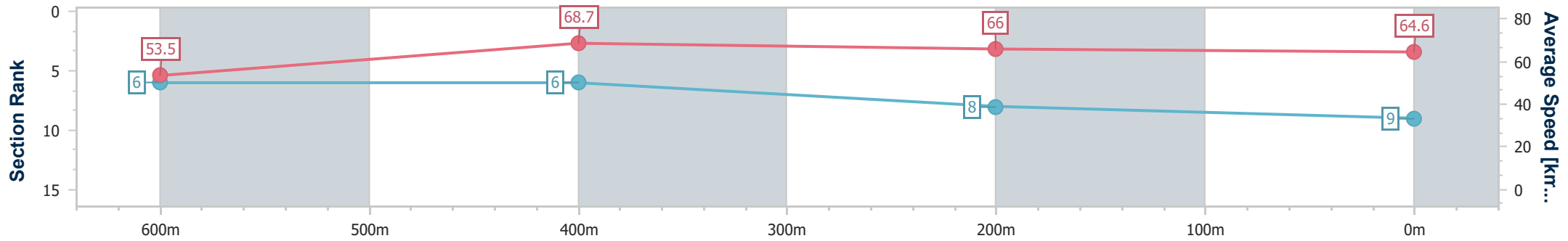
Ipswich QLD Professional
 Race 6: QUEENSLAND THERMO KING BENCHMARK 60
 Handicap - 800m



02 August 2024 - 15:33

Track Rating: Good 4, Weather: Fine, Rail Position: +3m Entire

Section	Overall	600m	400m	200m
Section Times	0:45.95 [9] (0:13.46)	0:32.49 [6] (0:10.44)	0:22.05 [6] (0:10.93)	0:11.12 [8] (0:11.12)
Average Speed [km/h]	53.5	68.7	66.0	64.6
Top Speed [km/h]	70.1	70.9	66.3	65.9
Avg. Dist. to Rail [m]	2.0	0.5	0.9	3.1
Avg. Stride Freq. [Hz]	2.5	2.5	2.5	2.4
Avg. Stride Length [m]	6.0	7.5	7.5	7.5



- [] Ranking at each section and finish
- .-.- No data available at this section
- NA No data available

Track Rating: Good 4, Weather: Fine, Rail Position: +3m Entire

Section		Overall	1000m	800m	600m	400m	200m	Last 600m					
Field Times		1:04.57 (0:08.48)	0:56.09 (0:10.65)	0:45.44 (0:10.90)	0:34.54 (0:11.43)	0:23.11 (0:11.52)	0:11.59 (0:11.59)	0:34.54					
Rank	TAB Horse/Jockey	Barrier	Top Speed [km/h]	Fastest Section							Margin	Distance Travelled [m]	
1	13 HELIKEDEMPRETTY Cejay Graham	4	68.1 800m	0:08.48 Overall	1:04.57 [1] (0:08.48)	0:56.09 [1] (0:10.92)	0:45.17 [5] (0:10.91)	0:34.26 [5] (0:11.44)	0:22.82 [5] (0:11.31)	0:11.51 [2] (0:11.51)	1:04.57	0:34.26	
2	11 CRYMENOTEARS Samantha Collett	1	68.5 1000m	0:08.48 Overall	1:04.60 [2] (0:08.48)	0:56.12 [2] (0:10.65)	0:45.47 [1] (0:10.90)	0:34.57 [1] (0:11.43)	0:23.14 [1] (0:11.52)	0:11.62 [1] (0:11.62)	0.18L	0:34.57	+1
3	5 TREASURER Cody Collis	12	67.5 800m	0:09.11 Overall	1:04.67 [3] (0:09.11)	0:55.56 [11] (0:11.01)	0:44.55 [10] (0:10.77)	0:33.78 [10] (0:11.18)	0:22.60 [8] (0:11.22)	0:11.38 [3] (0:11.38)	0.6L	0:33.78	+0
4	4 PERIGEAN James Orman	11	68.5 1000m	0:08.54 Overall	1:04.87 [4] (0:08.54)	0:56.33 [4] (0:10.87)	0:45.46 [6] (0:10.94)	0:34.52 [6] (0:11.53)	0:22.99 [6] (0:11.52)	0:11.47 [4] (0:11.47)	1.75L	0:34.52	+4
5	17 DREAM LANTERN Justin Huxtable	16	68.2 800m	0:08.87 Overall	1:04.88 [5] (0:08.87)	0:56.01 [8] (0:10.85)	0:45.16 [7] (0:10.92)	0:34.24 [7] (0:11.27)	0:22.97 [7] (0:11.66)	0:11.31 [8] (0:11.31)	1.8L	0:34.24	+5
6	2 OSTERBERG Corey Sutherland	7	67.9 800m	0:08.74 Overall	1:05.09 [6] (0:08.74)	0:56.35 [7] (0:11.01)	0:45.34 [8] (0:10.93)	0:34.41 [8] (0:11.42)	0:22.99 [9] (0:11.32)	0:11.67 [5] (0:11.67)	3.04L	0:34.41	+5
7	20 KERNEL BOOM Les Tilley	14	67.7 800m	0:09.05 Overall	1:05.12 [7] (0:09.05)	0:56.07 [10] (0:11.09)	0:44.98 [11] (0:10.87)	0:34.11 [11] (0:11.25)	0:22.86 [11] (0:11.53)	0:11.33 [13] (0:11.33)	3.23L	0:34.11	+6
8	15 FIRST PEOPLES Wayne O'Connell	13	66.8 800m	0:09.32 Overall	1:05.14 [8] (0:09.32)	0:55.82 [13] (0:11.10)	0:44.72 [12] (0:10.87)	0:33.85 [12] (0:11.07)	0:22.78 [12] (0:11.41)	0:11.37 [12] (0:11.37)	3.35L	0:33.85	+2
9	9 SHE'S JESSIE Dylan Bennett	8	67.4 800m	0:08.91 Overall	1:05.24 [9] (0:08.91)	0:56.33 [9] (0:11.05)	0:45.28 [9] (0:10.85)	0:34.43 [9] (0:11.34)	0:23.09 [10] (0:11.56)	0:11.53 [10] (0:11.53)	3.94L	0:34.43	+9
10	21 BOLD RANSOM Sean Cormack	20	67.3 800m	0:09.30 Overall	1:05.37 [10] (0:09.30)	0:56.07 [12] (0:11.16)	0:44.91 [13] (0:10.88)	0:34.03 [13] (0:11.14)	0:22.89 [13] (0:11.20)	0:11.69 [9] (0:11.69)	4.67L	0:34.03	+5

Scratched: Artemas (#8), Jenni Inda Jungle (#10), Everlasting Stars (#12), Affinity Flyer (#3), Icy Isea (#22), Lucky Sham (#18), Mr Polar (#7), Rich Minx (#14), Gerety (#16)



Ipswich QLD Professional
Race 7: ROCKLEA TRUCK ELECTRICAL BENCHMARK 60 Handicap - 1100m
02 August 2024 - 16:17



Track Rating: Good 4, Weather: Fine, Rail Position: +3m Entire

Section		Overall	1000m	800m	600m	400m	200m	Last 600m					
Field Times		1:04.57 (0:08.48)	0:56.09 (0:10.65)	0:45.44 (0:10.90)	0:34.54 (0:11.43)	0:23.11 (0:11.52)	0:11.59 (0:11.59)	0:34.54					
Rank	TAB Horse/Jockey	Barrier	Top Speed [km/h]	Fastest Section	Margin							Distance Travelled [m]	
11	19 MINA'S LEGACY Michael Cahill	9	69.2 1000m	0:08.52 Overall	1:05.45 [11] (0:08.52)	0:56.93 [3] (0:10.66)	0:46.27 [2] (0:11.02)	0:35.25 [3] (0:11.46)	0:23.79 [2] (0:11.79)	0:12.00 [7] (0:12.00)	5.15L	0:35.25	+9
12	6 VOULAIT Darren Evans	6	69.5 1000m	0:08.61 Overall	1:05.63 [12] (0:08.61)	0:57.02 [5] (0:10.63)	0:46.39 [4] (0:10.97)	0:35.42 [4] (0:11.46)	0:23.96 [3] (0:11.76)	0:12.20 [6] (0:12.20)	6.25L	0:35.42	+6
13	1 KEETA Paul Hamblin	5	70.7 1000m	0:08.64 Overall	1:08.05 [13] (0:08.64)	0:59.41 [6] (0:10.59)	0:48.82 [3] (0:10.95)	0:37.87 [2] (0:11.49)	0:26.38 [4] (0:12.06)	0:14.32 [11] (0:14.32)	20.44L	0:37.87	+3

Scratched: Artemas (#8), Jenni Inda Jungle (#10), Everlasting Stars (#12), Affinity Flyer (#3), Icy Isea (#22), Lucky Sham (#18), Mr Polar (#7), Rich Minx (#14), Gerety (#16)

[] Ranking at each section and finish
 -:-:- No data available at this section
 NA No data available

SCN Saddle cloth number
 DNF Did not finish
 DNT Did not track



Horse/Jockey Name	Helikedempretty
Final Rank	1
Fastest Section Time (Section)	0:08.48 (Overall)
Top Speed [km/h] (Section)	68.1 (800m)
Race State	Finished



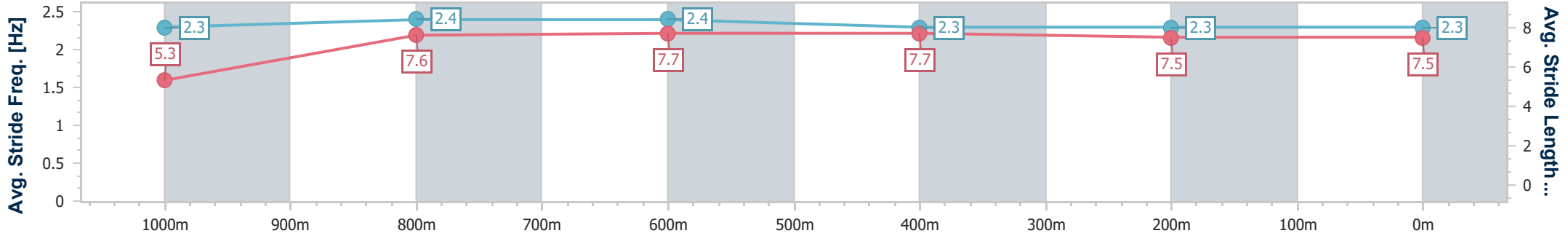
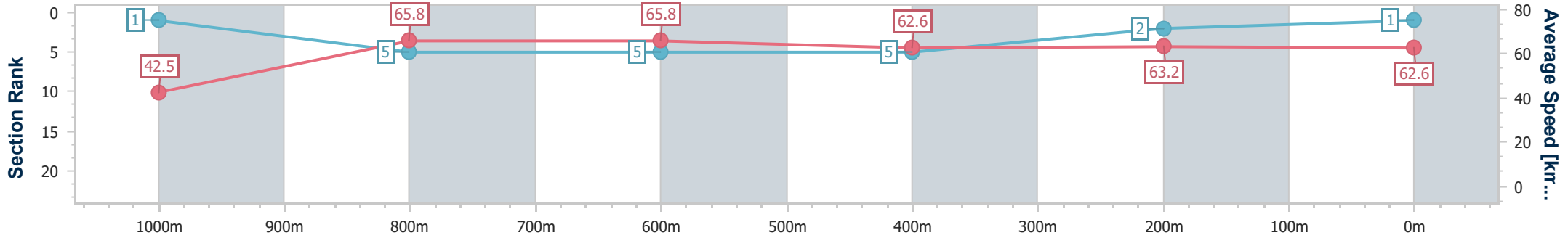
Ipswich QLD Professional
Race 7: ROCKLEA TRUCK ELECTRICAL BENCHMARK 60
Handicap - 1100m



02 August 2024 - 16:17

Track Rating: Good 4, Weather: Fine, Rail Position: +3m Entire

Section	Overall	1000m	800m	600m	400m	200m
Section Times	1:04.57 [1] (0:08.48)	0:56.09 [1] (0:10.92)	0:45.17 [5] (0:10.91)	0:34.26 [5] (0:11.44)	0:22.82 [5] (0:11.31)	0:11.51 [2] (0:11.51)
Average Speed [km/h]	42.5	65.8	65.8	62.6	63.2	62.6
Top Speed [km/h]	61.7	67.4	68.1	63.2	64.1	63.8
Avg. Dist. to Rail [m]	3.0	0.5	0.7	1.2	1.2	0.4
Avg. Stride Freq. [Hz]	2.3	2.4	2.4	2.3	2.3	2.3
Avg. Stride Length [m]	5.3	7.6	7.7	7.7	7.5	7.5



- [] Ranking at each section and finish
- .-.- No data available at this section
- NA No data available



Horse/Jockey Name	Crymenotears
Final Rank	2
Fastest Section Time (Section)	0:08.48 (Overall)
Top Speed [km/h] (Section)	68.5 (1000m)
Race State	Finished



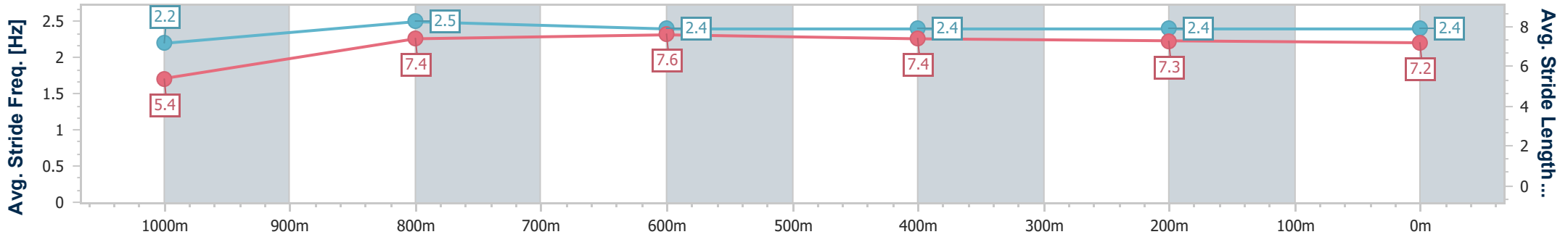
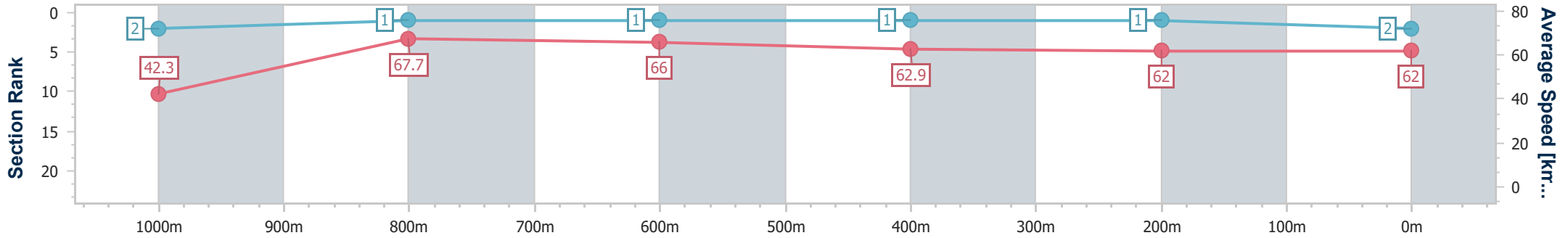
Ipswich QLD Professional
 Race 7: ROCKLEA TRUCK ELECTRICAL BENCHMARK 60
 Handicap - 1100m



02 August 2024 - 16:17

Track Rating: Good 4, Weather: Fine, Rail Position: +3m Entire

Section	Overall	1000m	800m	600m	400m	200m
Section Times	1:04.60 [2] (0:08.48)	0:56.12 [2] (0:10.65)	0:45.47 [1] (0:10.90)	0:34.57 [1] (0:11.43)	0:23.14 [1] (0:11.52)	0:11.62 [1] (0:11.62)
Average Speed [km/h]	42.3	67.7	66.0	62.9	62.0	62.0
Top Speed [km/h]	64.7	68.5	68.4	64.0	63.1	62.8
Avg. Dist. to Rail [m]	2.2	0.3	0.4	0.8	1.5	1.6
Avg. Stride Freq. [Hz]	2.2	2.5	2.4	2.4	2.4	2.4
Avg. Stride Length [m]	5.4	7.4	7.6	7.4	7.3	7.2



- [] Ranking at each section and finish
- .-.- No data available at this section
- NA No data available



Horse/Jockey Name	Treasurer
Final Rank	3
Fastest Section Time (Section)	0:09.11 (Overall)
Top Speed [km/h] (Section)	67.5 (800m)
Race State	Finished



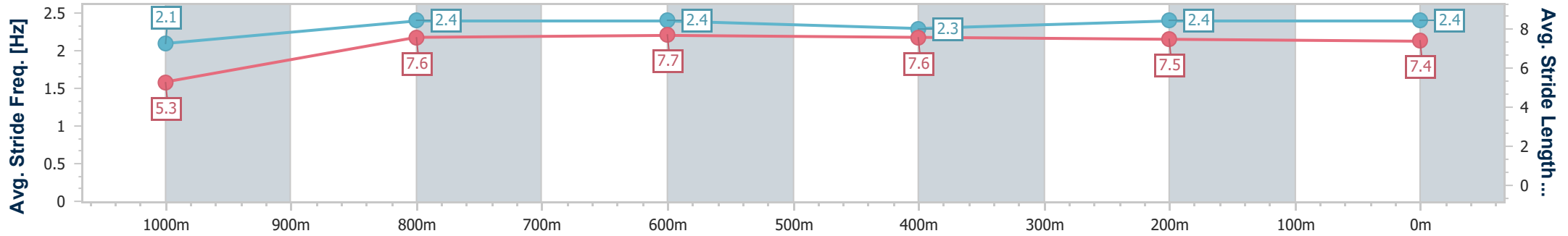
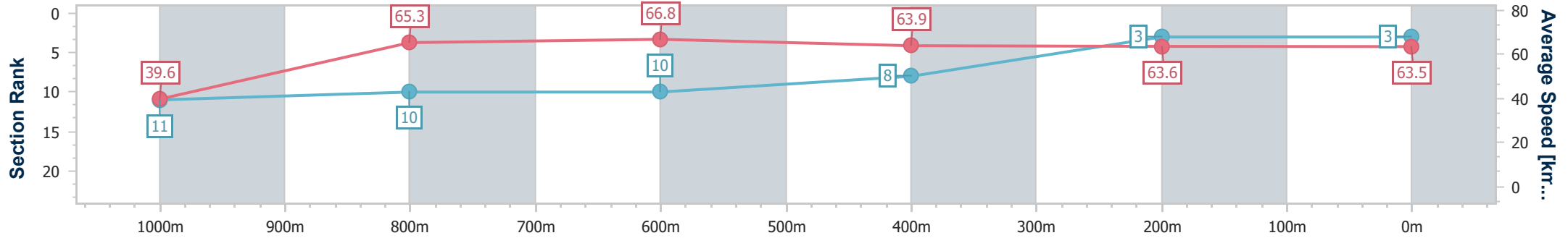
Ipswich QLD Professional
Race 7: ROCKLEA TRUCK ELECTRICAL BENCHMARK 60
Handicap - 1100m



02 August 2024 - 16:17

Track Rating: Good 4, Weather: Fine, Rail Position: +3m Entire

Section	Overall	1000m	800m	600m	400m	200m
Section Times	1:04.67 [3] (0:09.11)	0:55.56 [11] (0:11.01)	0:44.55 [10] (0:10.77)	0:33.78 [10] (0:11.18)	0:22.60 [8] (0:11.22)	0:11.38 [3] (0:11.38)
Average Speed [km/h]	39.6	65.3	66.8	63.9	63.6	63.5
Top Speed [km/h]	62.5	66.1	67.5	65.4	65.1	64.6
Avg. Dist. to Rail [m]	7.9	0.6	1.0	1.2	1.7	1.1
Avg. Stride Freq. [Hz]	2.1	2.4	2.4	2.3	2.4	2.4
Avg. Stride Length [m]	5.3	7.6	7.7	7.6	7.5	7.4



- [] Ranking at each section and finish
- .-.- No data available at this section
- NA No data available



Horse/Jockey Name	Perigean
Final Rank	4
Fastest Section Time (Section)	0:08.54 (Overall)
Top Speed [km/h] (Section)	68.5 (1000m)
Race State	Finished



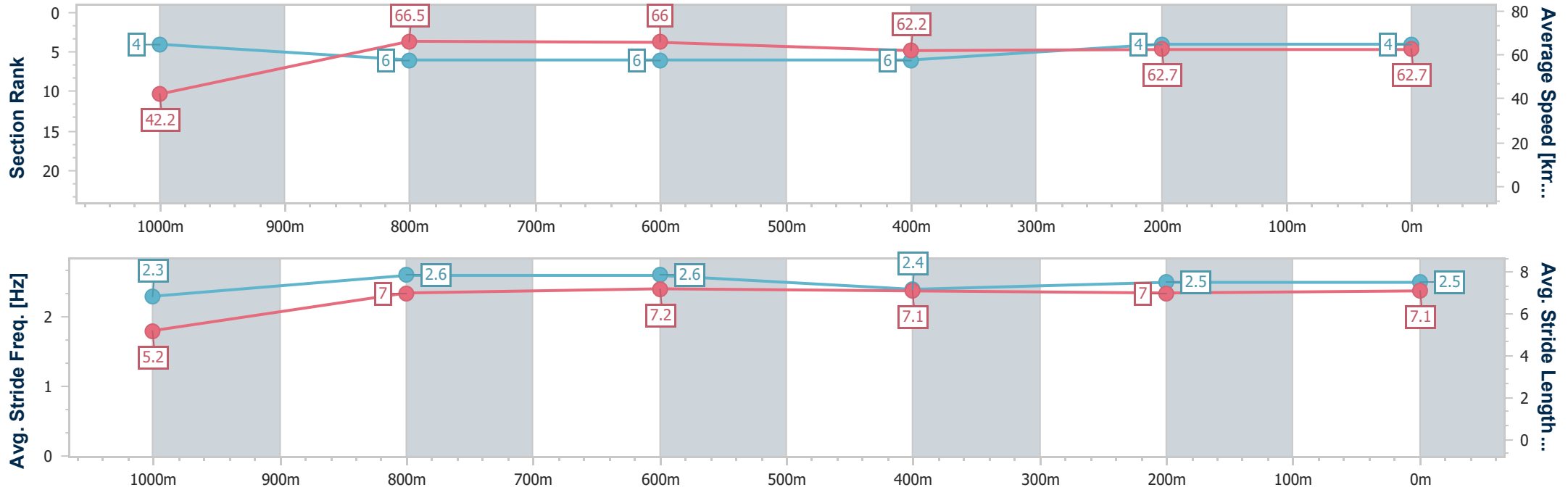
Ipswich QLD Professional
 Race 7: ROCKLEA TRUCK ELECTRICAL BENCHMARK 60
 Handicap - 1100m



02 August 2024 - 16:17

Track Rating: Good 4, Weather: Fine, Rail Position: +3m Entire

Section	Overall	1000m	800m	600m	400m	200m
Section Times	1:04.87 [4] (0:08.54)	0:56.33 [4] (0:10.87)	0:45.46 [6] (0:10.94)	0:34.52 [6] (0:11.53)	0:22.99 [6] (0:11.52)	0:11.47 [4] (0:11.47)
Average Speed [km/h]	42.2	66.5	66.0	62.2	62.7	62.7
Top Speed [km/h]	64.6	68.5	68.4	63.8	65.1	64.7
Avg. Dist. to Rail [m]	9.9	3.6	0.5	0.4	0.6	2.6
Avg. Stride Freq. [Hz]	2.3	2.6	2.6	2.4	2.5	2.5
Avg. Stride Length [m]	5.2	7.0	7.2	7.1	7.0	7.1



- [] Ranking at each section and finish
- .-.- No data available at this section
- NA No data available



Horse/Jockey Name	Dream Lantern
Final Rank	5
Fastest Section Time (Section)	0:08.87 (Overall)
Top Speed [km/h] (Section)	68.2 (800m)
Race State	Finished



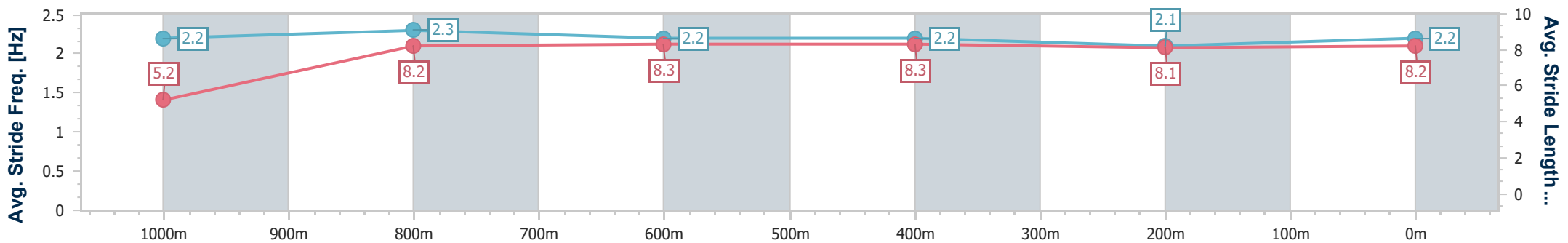
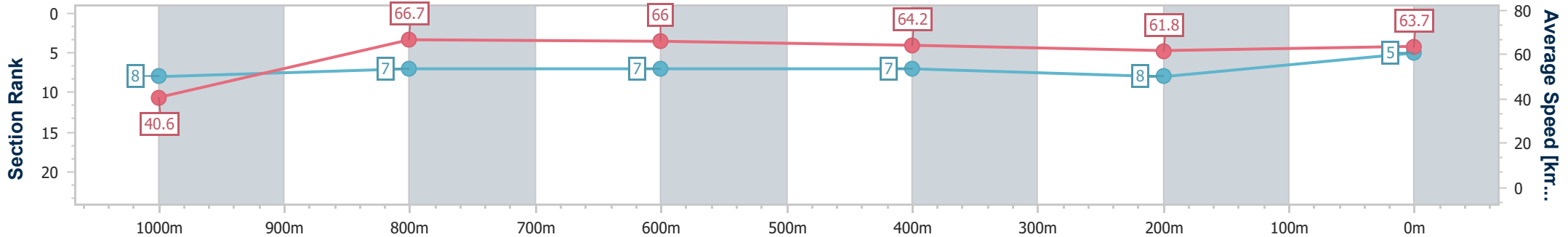
Ipswich QLD Professional
 Race 7: ROCKLEA TRUCK ELECTRICAL BENCHMARK 60
 Handicap - 1100m



02 August 2024 - 16:17

Track Rating: Good 4, Weather: Fine, Rail Position: +3m Entire

Section	Overall	1000m	800m	600m	400m	200m
Section Times	1:04.88 [5] (0:08.87)	0:56.01 [8] (0:10.85)	0:45.16 [7] (0:10.92)	0:34.24 [7] (0:11.27)	0:22.97 [7] (0:11.66)	0:11.31 [8]
Average Speed [km/h]	40.6	66.7	66.0	64.2	61.8	63.7
Top Speed [km/h]	65.1	67.6	68.2	65.1	63.7	65.5
Avg. Dist. to Rail [m]	11.4	2.9	0.5	0.6	0.8	3.6
Avg. Stride Freq. [Hz]	2.2	2.3	2.2	2.2	2.1	2.2
Avg. Stride Length [m]	5.2	8.2	8.3	8.3	8.1	8.2



- [] Ranking at each section and finish
- .-.- No data available at this section
- NA No data available



Horse/Jockey Name	Osterberg
Final Rank	6
Fastest Section Time (Section)	0:08.74 (Overall)
Top Speed [km/h] (Section)	67.9 (800m)
Race State	Finished



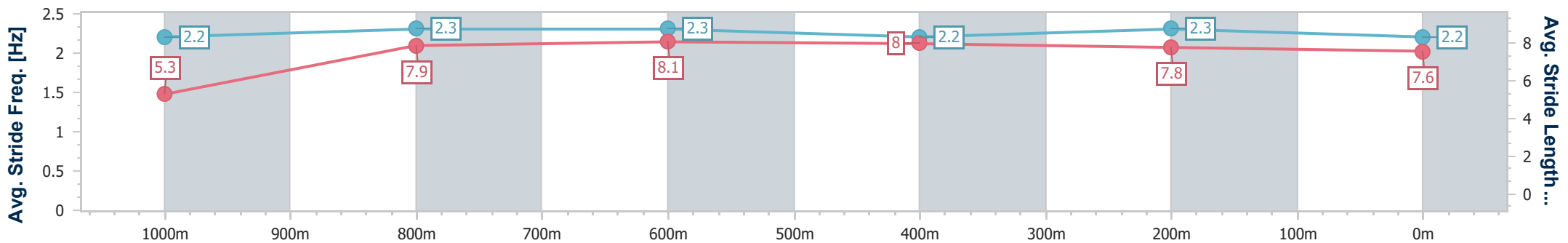
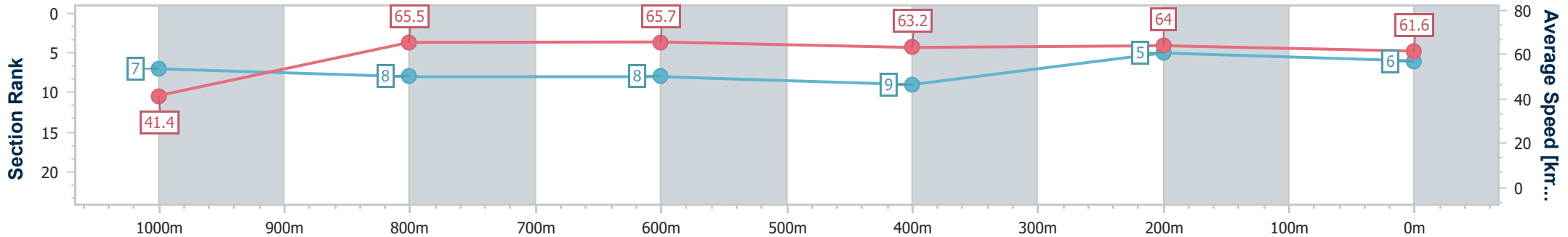
Ipswich QLD Professional
 Race 7: ROCKLEA TRUCK ELECTRICAL BENCHMARK 60
 Handicap - 1100m



02 August 2024 - 16:17

Track Rating: Good 4, Weather: Fine, Rail Position: +3m Entire

Section	Overall	1000m	800m	600m	400m	200m
Section Times	1:05.09 [6] (0:08.74)	0:56.35 [7] (0:11.01)	0:45.34 [8] (0:10.93)	0:34.41 [8] (0:11.42)	0:22.99 [9] (0:11.32)	0:11.67 [5] (0:11.67)
Average Speed [km/h]	41.4	65.5	65.7	63.2	64.0	61.6
Top Speed [km/h]	63.3	66.8	67.9	64.3	65.2	64.2
Avg. Dist. to Rail [m]	6.9	1.4	0.4	0.5	2.9	7.2
Avg. Stride Freq. [Hz]	2.2	2.3	2.3	2.2	2.3	2.2
Avg. Stride Length [m]	5.3	7.9	8.1	8.0	7.8	7.6



- [] Ranking at each section and finish
- .-.- No data available at this section
- NA No data available



Horse/Jockey Name	Kernel Boom
Final Rank	7
Fastest Section Time (Section)	0:09.05 (Overall)
Top Speed [km/h] (Section)	67.7 (800m)
Race State	Finished



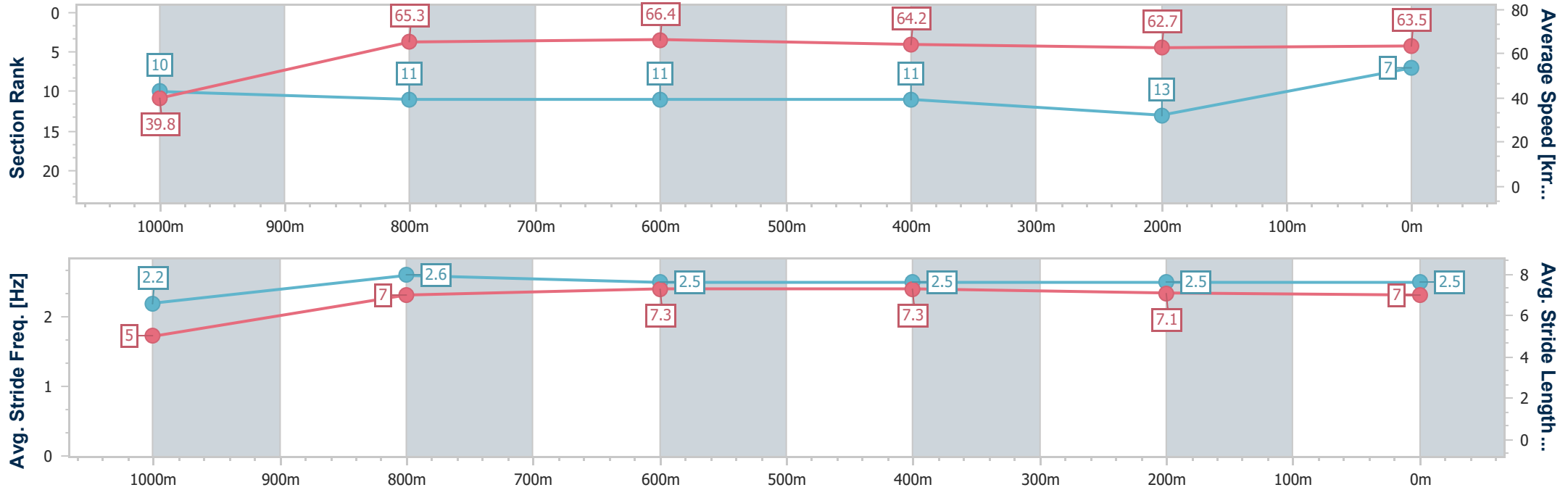
Ipswich QLD Professional
 Race 7: ROCKLEA TRUCK ELECTRICAL BENCHMARK 60
 Handicap - 1100m



02 August 2024 - 16:17

Track Rating: Good 4, Weather: Fine, Rail Position: +3m Entire

Section	Overall	1000m	800m	600m	400m	200m
Section Times	1:05.12 [7] (0:09.05)	0:56.07 [10] (0:11.09)	0:44.98 [11] (0:10.87)	0:34.11 [11] (0:11.25)	0:22.86 [11] (0:11.53)	0:11.33 [13] (0:11.33)
Average Speed [km/h]	39.8	65.3	66.4	64.2	62.7	63.5
Top Speed [km/h]	63.1	66.7	67.7	66.3	65.4	64.4
Avg. Dist. to Rail [m]	10.9	2.3	1.0	0.7	1.8	4.4
Avg. Stride Freq. [Hz]	2.2	2.6	2.5	2.5	2.5	2.5
Avg. Stride Length [m]	5.0	7.0	7.3	7.3	7.1	7.0



- [] Ranking at each section and finish
- .-.- No data available at this section
- NA No data available



Horse/Jockey Name	First Peoples
Final Rank	8
Fastest Section Time (Section)	0:09.32 (Overall)
Top Speed [km/h] (Section)	66.8 (800m)
Race State	Finished



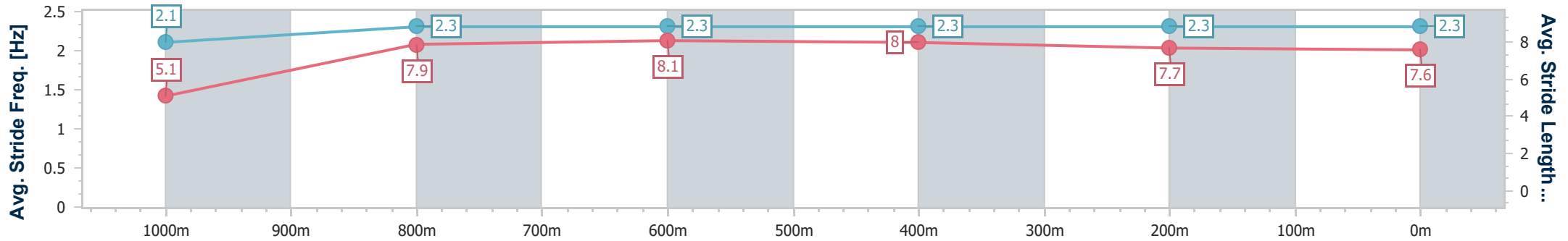
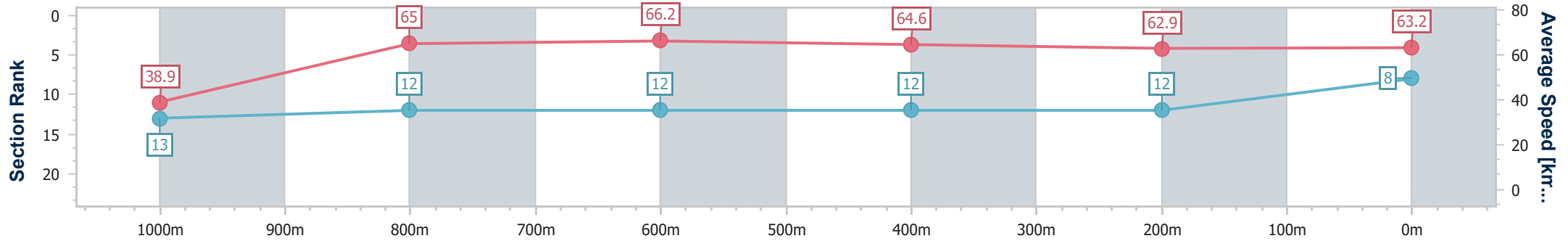
Ipswich QLD Professional
 Race 7: ROCKLEA TRUCK ELECTRICAL BENCHMARK 60
 Handicap - 1100m



02 August 2024 - 16:17

Track Rating: Good 4, Weather: Fine, Rail Position: +3m Entire

Section	Overall	1000m	800m	600m	400m	200m
Section Times	1:05.14 [8] (0:09.32)	0:55.82 [13] (0:11.10)	0:44.72 [12] (0:10.87)	0:33.85 [12] (0:11.07)	0:22.78 [12] (0:11.41)	0:11.37 [12] (0:11.37)
Average Speed [km/h]	38.9	65.0	66.2	64.6	62.9	63.2
Top Speed [km/h]	61.2	66.1	66.8	65.9	66.0	64.6
Avg. Dist. to Rail [m]	9.2	0.9	0.5	1.3	0.7	0.3
Avg. Stride Freq. [Hz]	2.1	2.3	2.3	2.3	2.3	2.3
Avg. Stride Length [m]	5.1	7.9	8.1	8.0	7.7	7.6



- [] Ranking at each section and finish
- .-.-.- No data available at this section
- NA No data available



Horse/Jockey Name	She's Jessie
Final Rank	9
Fastest Section Time (Section)	0:08.91 (Overall)
Top Speed [km/h] (Section)	67.4 (800m)
Race State	Finished



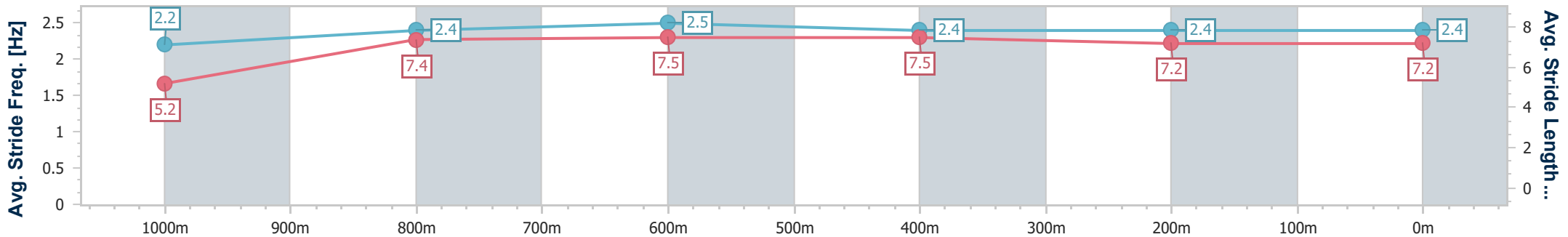
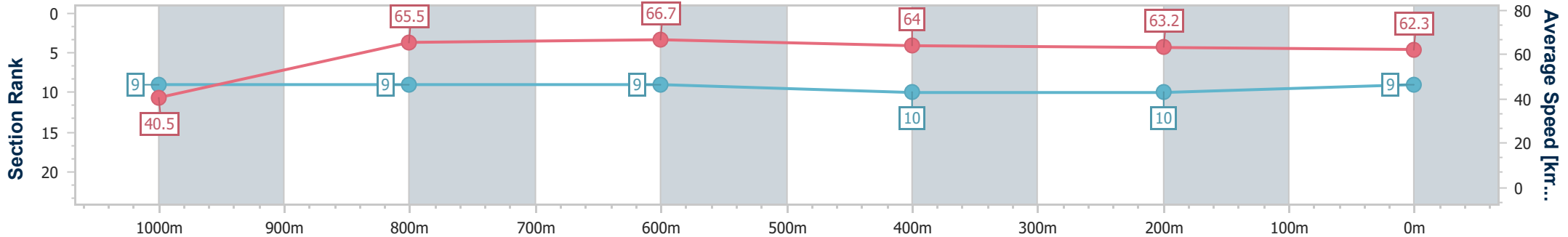
Ipswich QLD Professional
Race 7: ROCKLEA TRUCK ELECTRICAL BENCHMARK 60
Handicap - 1100m



02 August 2024 - 16:17

Track Rating: Good 4, Weather: Fine, Rail Position: +3m Entire

Section	Overall	1000m	800m	600m	400m	200m
Section Times	1:05.24 [9] (0:08.91)	0:56.33 [9] (0:11.05)	0:45.28 [9] (0:10.85)	0:34.43 [9] (0:11.34)	0:23.09 [10] (0:11.56)	0:11.53 [10] (0:11.53)
Average Speed [km/h]	40.5	65.5	66.7	64.0	63.2	62.3
Top Speed [km/h]	62.2	67.2	67.4	65.6	63.6	63.5
Avg. Dist. to Rail [m]	7.5	2.3	1.2	1.8	4.8	9.4
Avg. Stride Freq. [Hz]	2.2	2.4	2.5	2.4	2.4	2.4
Avg. Stride Length [m]	5.2	7.4	7.5	7.5	7.2	7.2



- [] Ranking at each section and finish
- .-.- No data available at this section
- NA No data available



Horse/Jockey Name	Bold Ransom
Final Rank	10
Fastest Section Time (Section)	0:09.30 (Overall)
Top Speed [km/h] (Section)	67.3 (800m)
Race State	Finished



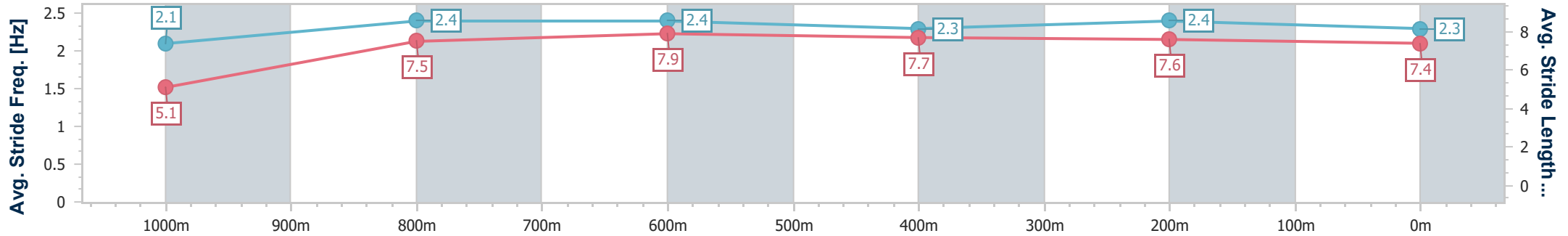
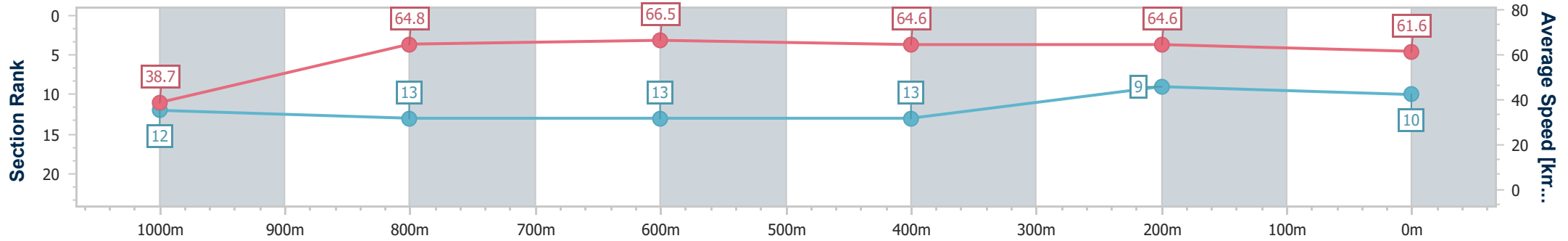
Ipswich QLD Professional
 Race 7: ROCKLEA TRUCK ELECTRICAL BENCHMARK 60
 Handicap - 1100m



02 August 2024 - 16:17

Track Rating: Good 4, Weather: Fine, Rail Position: +3m Entire

Section	Overall	1000m	800m	600m	400m	200m
Section Times	1:05.37 [10] (0:09.30)	0:56.07 [12] (0:11.16)	0:44.91 [13] (0:10.88)	0:34.03 [13] (0:11.14)	0:22.89 [13] (0:11.20)	0:11.69 [9] (0:11.69)
Average Speed [km/h]	38.7	64.8	66.5	64.6	64.6	61.6
Top Speed [km/h]	61.5	66.1	67.3	66.1	65.6	64.0
Avg. Dist. to Rail [m]	12.5	2.2	0.6	0.4	2.4	8.2
Avg. Stride Freq. [Hz]	2.1	2.4	2.4	2.3	2.4	2.3
Avg. Stride Length [m]	5.1	7.5	7.9	7.7	7.6	7.4



- [] Ranking at each section and finish
- .-.- No data available at this section
- NA No data available



Horse/Jockey Name	Mina's Legacy
Final Rank	11
Fastest Section Time (Section)	0:08.52 (Overall)
Top Speed [km/h] (Section)	69.2 (1000m)
Race State	Finished



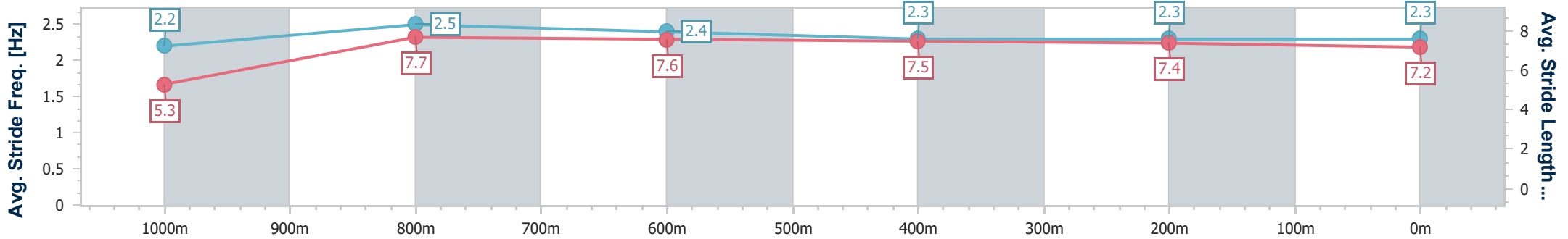
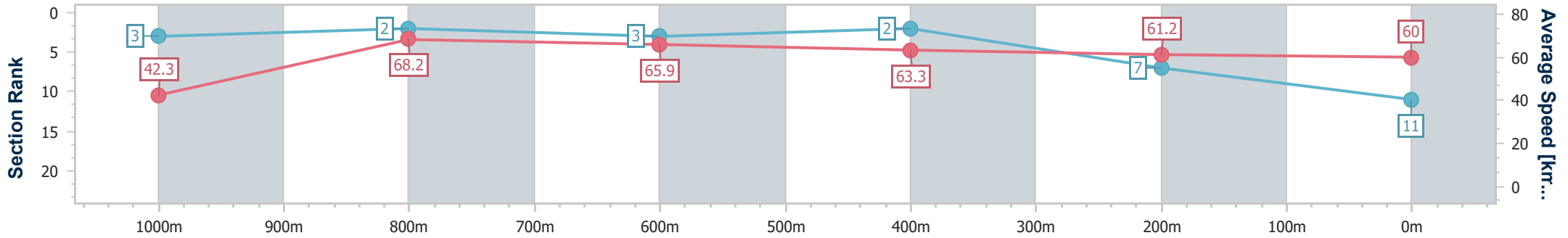
Ipswich QLD Professional
 Race 7: ROCKLEA TRUCK ELECTRICAL BENCHMARK 60
 Handicap - 1100m



02 August 2024 - 16:17

Track Rating: Good 4, Weather: Fine, Rail Position: +3m Entire

Section	Overall	1000m	800m	600m	400m	200m
Section Times	1:05.45 [11] (0:08.52)	0:56.93 [3] (0:10.66)	0:46.27 [2] (0:11.02)	0:35.25 [3] (0:11.46)	0:23.79 [2] (0:11.79)	0:12.00 [7] (0:12.00)
Average Speed [km/h]	42.3	68.2	65.9	63.3	61.2	60.0
Top Speed [km/h]	63.4	69.2	67.7	64.7	62.8	61.4
Avg. Dist. to Rail [m]	8.1	4.1	2.4	1.5	2.2	4.4
Avg. Stride Freq. [Hz]	2.2	2.5	2.4	2.3	2.3	2.3
Avg. Stride Length [m]	5.3	7.7	7.6	7.5	7.4	7.2



- [] Ranking at each section and finish
- .-.- No data available at this section
- NA No data available



Horse/Jockey Name	Voulait
Final Rank	12
Fastest Section Time (Section)	0:08.61 (Overall)
Top Speed [km/h] (Section)	69.5 (1000m)
Race State	Finished



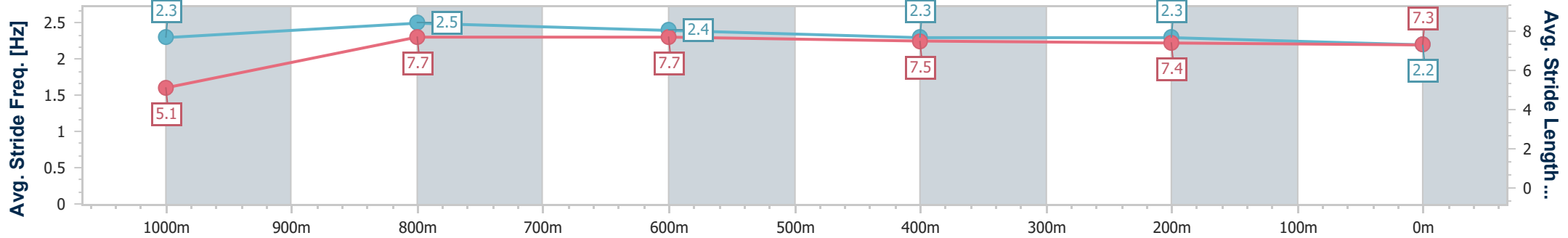
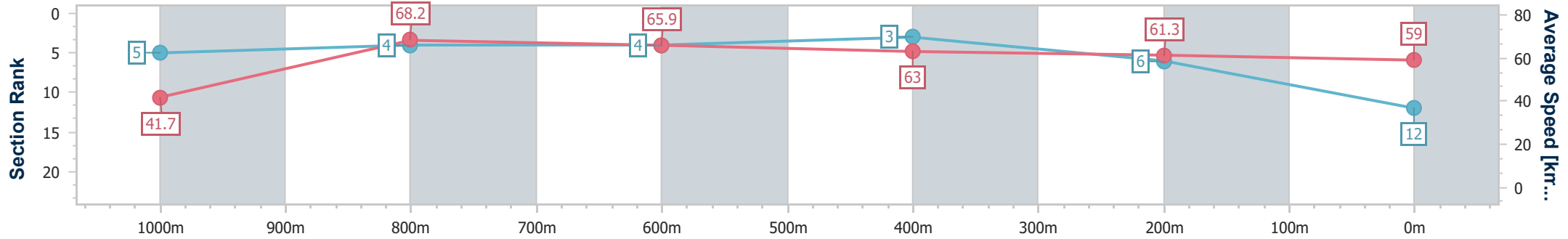
Ipswich QLD Professional
 Race 7: ROCKLEA TRUCK ELECTRICAL BENCHMARK 60
 Handicap - 1100m



02 August 2024 - 16:17

Track Rating: Good 4, Weather: Fine, Rail Position: +3m Entire

Section	Overall	1000m	800m	600m	400m	200m
Section Times	1:05.63 [12] (0:08.61)	0:57.02 [5] (0:10.63)	0:46.39 [4] (0:10.97)	0:35.42 [4] (0:11.46)	0:23.96 [3] (0:11.76)	0:12.20 [6]
Average Speed [km/h]	41.7	68.2	65.9	63.0	61.3	59.0
Top Speed [km/h]	65.3	69.5	67.7	64.7	62.3	61.2
Avg. Dist. to Rail [m]	5.4	2.8	1.5	0.5	1.3	2.0
Avg. Stride Freq. [Hz]	2.3	2.5	2.4	2.3	2.3	2.2
Avg. Stride Length [m]	5.1	7.7	7.7	7.5	7.4	7.3



- [] Ranking at each section and finish
- .-.- No data available at this section
- NA No data available



Horse/Jockey Name	Keeta
Final Rank	13
Fastest Section Time (Section)	0:08.64 (Overall)
Top Speed [km/h] (Section)	70.7 (1000m)
Race State	Finished



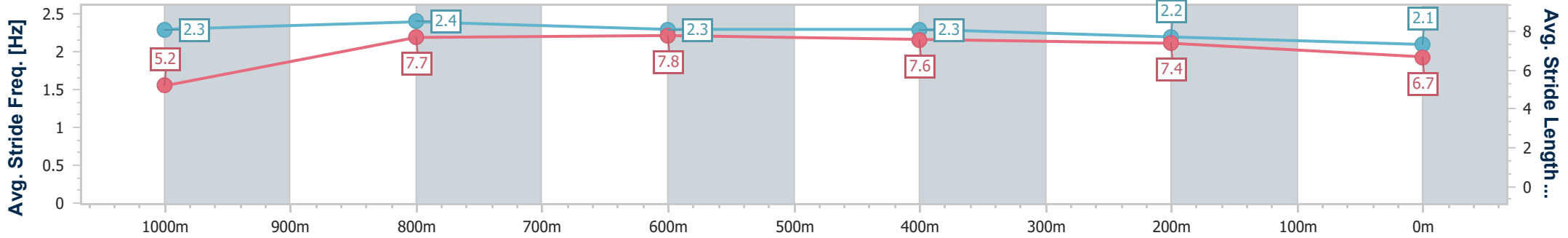
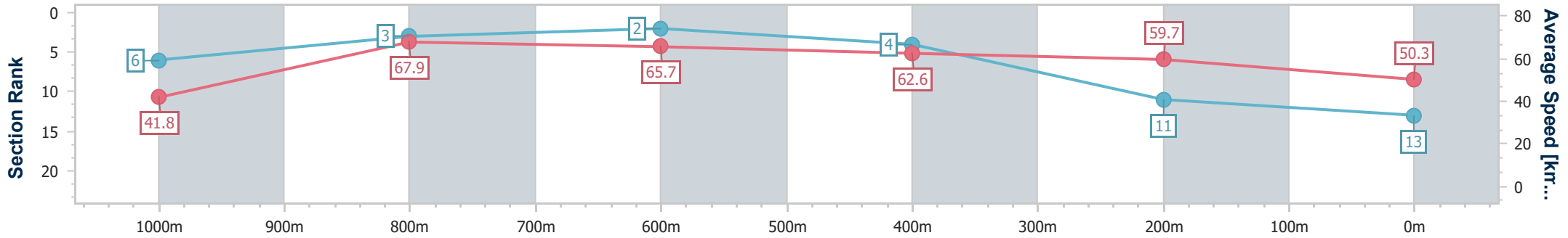
Ipswich QLD Professional
 Race 7: ROCKLEA TRUCK ELECTRICAL BENCHMARK 60
 Handicap - 1100m



02 August 2024 - 16:17

Track Rating: Good 4, Weather: Fine, Rail Position: +3m Entire

Section	Overall	1000m	800m	600m	400m	200m
Section Times	1:08.05 [13] (0:08.64)	0:59.41 [6] (0:10.59)	0:48.82 [3] (0:10.95)	0:37.87 [2] (0:11.49)	0:26.38 [4] (0:12.06)	0:14.32 [11] (0:14.32)
Average Speed [km/h]	41.8	67.9	65.7	62.6	59.7	50.3
Top Speed [km/h]	65.1	70.7	67.4	63.8	62.2	56.7
Avg. Dist. to Rail [m]	3.7	0.7	0.3	0.3	0.4	0.8
Avg. Stride Freq. [Hz]	2.3	2.4	2.3	2.3	2.2	2.1
Avg. Stride Length [m]	5.2	7.7	7.8	7.6	7.4	6.7



- [] Ranking at each section and finish
- .-.- No data available at this section
- NA No data available

Track Rating: Good 4, Weather: Fine, Rail Position: +3m Entire

Section		Overall	1400m	1200m	1000m	800m	600m	400m	Last 600m				
Field Times		1:42.06 (0:18.22)	1:23.84 (0:11.35)	1:12.49 (0:11.81)	1:00.68 (0:12.30)	0:48.38 (0:12.58)	0:35.80 (0:12.26)	0:23.54 (0:11.74)	0:35.80				
Rank	TAB Horse/Jockey	Barrier	Top Speed [km/h]	Fastest Section									Distance Travelled [m]
1	14 HALLSIDE MARTINI Taylor Marshall	6	65.1 Overall	0:11.44 1400m	1:42.06 [1] (0:19.17)	1:22.89 [9] (0:11.44)	1:11.45 [7] (0:11.82)	0:59.63 [7] (0:12.14)	0:47.49 [7] (0:12.27)	0:35.22 [6] (0:11.91)	0:23.31 [3] (0:11.54)	0:35.22	
2	10 LUTON HOO Micheal Hellyer	2	66.0 Overall	0:11.43 1400m	1:42.16 [2] (0:18.55)	1:23.61 [4] (0:11.43)	1:12.18 [3] (0:11.84)	1:00.34 [3] (0:12.21)	0:48.13 [3] (0:12.43)	0:35.70 [2] (0:12.08)	0:23.62 [2] (0:11.72)	0:35.70	+0
3	4 ENUNCIATION Cejay Graham	9	64.0 400m	0:11.44 1400m	1:42.40 [3] (0:19.52)	1:22.88 [11] (0:11.44)	1:11.44 [11] (0:11.77)	0:59.67 [10] (0:12.09)	0:47.58 [10] (0:12.37)	0:35.21 [11] (0:11.91)	0:23.30 [8] (0:11.58)	0:35.21	-1
4	13 SMART AS SMART Jag Guthmann-Chester	18	64.5 Overall	0:11.45 200m	1:42.44 [4] (0:19.74)	1:22.70 [12] (0:11.46)	1:11.24 [13] (0:11.76)	0:59.48 [13] (0:12.10)	0:47.38 [12] (0:12.31)	0:35.07 [12] (0:11.76)	0:23.31 [9] (0:11.86)	0:35.07	+2
5	15 SHOWSUMGRIT Samantha Collett	13	64.1 1400m	0:11.44 1400m	1:42.77 [5] (0:19.45)	1:23.32 [10] (0:11.44)	1:11.88 [10] (0:11.86)	1:00.02 [11] (0:12.19)	0:47.83 [11] (0:12.11)	0:35.72 [9] (0:11.76)	0:23.96 [4] (0:11.72)	0:35.72	+9
6	9 WANDA'S OUTLAW Ron Stewart	8	64.7 Overall	0:11.49 1400m	1:42.87 [6] (0:19.12)	1:23.75 [8] (0:11.49)	1:12.26 [8] (0:11.92)	1:00.34 [9] (0:12.23)	0:48.11 [9] (0:12.40)	0:35.71 [10] (0:12.12)	0:23.59 [11] (0:11.83)	0:35.71	+10
7	20 FAT FINGERS Karl Zechner	4	63.9 Overall	0:11.45 1400m	1:42.96 [7] (0:18.83)	1:24.13 [5] (0:11.45)	1:12.68 [5] (0:11.99)	1:00.69 [6] (0:12.21)	0:48.48 [6] (0:12.47)	0:36.01 [7] (0:12.37)	0:23.64 [12] (0:11.78)	0:36.01	+10
8	19 BORN TO BE ALIVE Shania Willis	16	66.8 Overall	0:11.35 1400m	1:42.99 [8] (0:18.22)	1:24.77 [1] (0:11.35)	1:13.42 [1] (0:11.81)	1:01.61 [1] (0:12.30)	0:49.31 [1] (0:12.58)	0:36.73 [1] (0:12.26)	0:24.47 [1] (0:11.90)	0:36.73	+1
9	7 EL ASTEROID Michael Cahill	12	63.9 1400m	0:11.54 1400m	1:43.03 [9] (0:19.08)	1:23.95 [7] (0:11.54)	1:12.41 [9] (0:11.82)	1:00.59 [8] (0:12.27)	0:48.32 [8] (0:12.29)	0:36.03 [8] (0:11.99)	0:24.04 [5] (0:11.95)	0:36.03	+10
10	6 CORDOZAR Adin Thompson	1	64.8 Overall	0:11.48 1400m	1:43.47 [10] (0:18.88)	1:24.59 [6] (0:11.48)	1:13.11 [6] (0:11.80)	1:01.31 [5] (0:12.19)	0:49.12 [5] (0:12.36)	0:36.76 [4] (0:12.30)	0:24.46 [6] (0:11.93)	0:36.76	+1

Scratched: Godra (#17), Paienbara (#3), Rocked (#11), Another Dazzler (#21), Brief Sojourn (#23), Helen's Dream (#18), Cygnet River (#22), Perovic (#1), Artzino (#2)

Track Rating: Good 4, Weather: Fine, Rail Position: +3m Entire

Section		Overall	1400m	1200m	1000m	800m	600m	400m	Last 600m
Field Times		1:42.06 (0:18.22)	1:23.84 (0:11.35)	1:12.49 (0:11.81)	1:00.68 (0:12.30)	0:48.38 (0:12.58)	0:35.80 (0:12.26)	0:23.54 (0:11.74)	0:35.80

Rank	TAB	Horse/Jockey	Barrier	Top Speed [km/h]	Fastest Section	Overall	1400m	1200m	1000m	800m	600m	400m	Last 600m	Distance Travelled [m]
11	12	SET ABLAZE Nathan Thomas	21	65.9 1400m	0:11.08 1400m	1:43.54 [11] (0:20.57)	1:22.97 [14] (0:11.08)	1:11.89 [14] (0:11.51)	1:00.38 [14] (0:12.22)	0:48.16 [14] (0:12.04)	0:36.12 [14] (0:12.01)	0:24.11 [13] (0:12.07)	0:36.12	+11
12	16	PARIS ART Emily Lang	7	66.2 Overall	0:11.48 1400m	1:43.60 [12] (0:18.55)	1:25.05 [3] (0:11.48)	1:13.57 [4] (0:11.99)	1:01.58 [4] (0:12.28)	0:49.30 [4] (0:12.49)	0:36.81 [5] (0:12.46)	0:24.35 [10] (0:12.23)	0:36.81	+7
13	8	VISUAL ELEMENT Dylan Bennett	5	65.7 1400m	0:11.26 1400m	1:43.76 [13] (0:19.90)	1:23.86 [13] (0:11.26)	1:12.60 [12] (0:11.79)	1:00.81 [12] (0:12.22)	0:48.59 [13] (0:12.25)	0:36.34 [13] (0:12.15)	0:24.19 [14] (0:12.00)	0:36.34	+7
14	5	BRAVE AGENDA Angela Jones	10	65.4 Overall	0:11.42 1400m	1:45.73 [14] (0:18.53)	1:27.20 [2] (0:11.42)	1:15.78 [2] (0:11.86)	1:03.92 [2] (0:12.20)	0:51.72 [2] (0:12.50)	0:39.22 [3] (0:12.53)	0:26.69 [7] (0:12.83)	0:39.22	+6

Scratched: Godra (#17), Paienbara (#3), Rocked (#11), Another Dazzler (#21), Brief Sojourn (#23), Helen's Dream (#18), Cygnet River (#22), Perovic (#1), Artzino (#2)



Ipswich QLD Professional
 Race 8: TAB Class 2 Handicap - 1680m
 02 August 2024 - 16:56



Track Rating: Good 4, Weather: Fine, Rail Position: +3m Entire

Section				200m				Last 600m	
Field Times				0:11.80 (0:11.80)				0:35.80	
Rank	TAB	Horse/Jockey	Barrier	Top Speed [km/h]	Fastest Section	Margin			Distance Travelled [m]
1	14	HALLSIDE MARTINI Taylor Marshall	6	65.1 Overall	0:11.44 1400m	0:11.77 [2] (0:11.77)	1:42.06		0:35.22
2	10	LUTON HOO Micheal Hellyer	2	66.0 Overall	0:11.43 1400m	0:11.90 [1] (0:11.90)	0.6L		0:35.70 +0
3	4	ENUNCIATION Cejay Graham	9	64.0 400m	0:11.44 1400m	0:11.72 [5] (0:11.72)	2L		0:35.21 -1
4	13	SMART AS SMART Jag Guthmann-Chester	18	64.5 Overall	0:11.45 200m	0:11.45 [8] (0:11.45)	2.22L		0:35.07 +2
5	15	SHOWSUMGRIT Samantha Collett	13	64.1 1400m	0:11.44 1400m	0:12.24 [4] (0:12.24)	4.16L		0:35.72 +9
6	9	WANDA'S OUTLAW Ron Stewart	8	64.7 Overall	0:11.49 1400m	0:11.76 [10] (0:11.76)	4.78L		0:35.71 +10
7	20	FAT FINGERS Karl Zechner	4	63.9 Overall	0:11.45 1400m	0:11.86 [9] (0:11.86)	5.32L		0:36.01 +10
8	19	BORN TO BE ALIVE Shania Willis	16	66.8 Overall	0:11.35 1400m	0:12.57 [3] (0:12.57)	5.45L		0:36.73 +1
9	7	EL ASTEROID Michael Cahill	12	63.9 1400m	0:11.54 1400m	0:12.09 [7] (0:12.09)	5.68L		0:36.03 +10
10	6	CORDOZAR Adin Thompson	1	64.8 Overall	0:11.48 1400m	0:12.53 [6] (0:12.53)	8.3L		0:36.76 +1

Scratched: Godra (#17), Paienbara (#3), Rocked (#11), Another Dazzler (#21), Brief Sojourn (#23), Helen's Dream (#18), Cygnet River (#22), Perovic (#1), Artzino (#2)

[] Ranking at each section and finish
 -:-:- No data available at this section
 NA No data available

SCN Saddle cloth number
 DNF Did not finish
 DNT Did not track



Ipswich QLD Professional
 Race 8: TAB Class 2 Handicap - 1680m
 02 August 2024 - 16:56



Track Rating: Good 4, Weather: Fine, Rail Position: +3m Entire

Section				200m				Last 600m	
Field Times				0:11.80 (0:11.80)				0:35.80	
Rank	TAB	Horse/Jockey	Barrier	Top Speed [km/h]	Fastest Section	Margin			Distance Travelled [m]
11	12	SET ABLAZE Nathan Thomas	21	65.9 1400m	0:11.08 1400m	0:12.04 [12] (0:12.04)	8.72L		0:36.12 +11
12	16	PARIS ART Emily Lang	7	66.2 Overall	0:11.48 1400m	0:12.12 [11] (0:12.12)	9.06L		0:36.81 +7
13	8	VISUAL ELEMENT Dylan Bennett	5	65.7 1400m	0:11.26 1400m	0:12.19 [13] (0:12.19)	9.98L		0:36.34 +7
14	5	BRAVE AGENDA Angela Jones	10	65.4 Overall	0:11.42 1400m	0:13.86 [14] (0:13.86)	21.59L		0:39.22 +6

Scratched: Godra (#17), Paienbara (#3), Rocked (#11), Another Dazzler (#21), Brief Sojourn (#23), Helen's Dream (#18), Cygnet River (#22), Perovic (#1), Artzino (#2)

[] Ranking at each section and finish
 -:-:-:- No data available at this section
 NA No data available

SCN Saddle cloth number
 DNF Did not finish
 DNT Did not track



Horse/Jockey Name	Hallside Martini
Final Rank	1
Fastest Section Time (Section)	0:11.44 (1400m)
Top Speed [km/h] (Section)	65.1 (Overall)
Race State	Finished

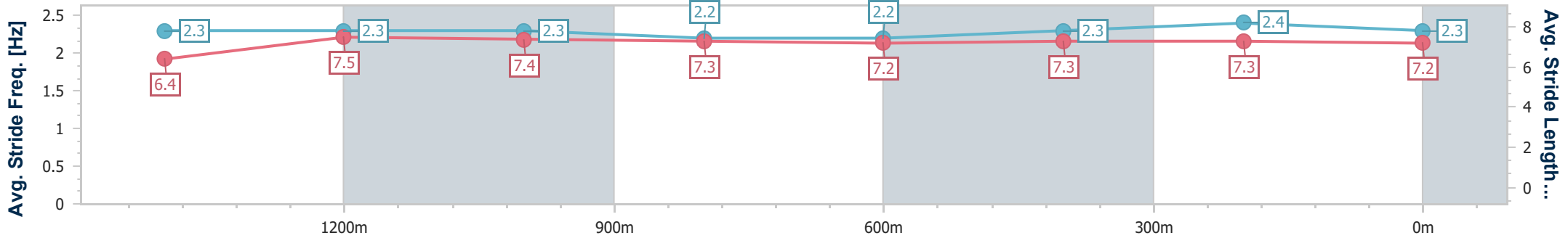
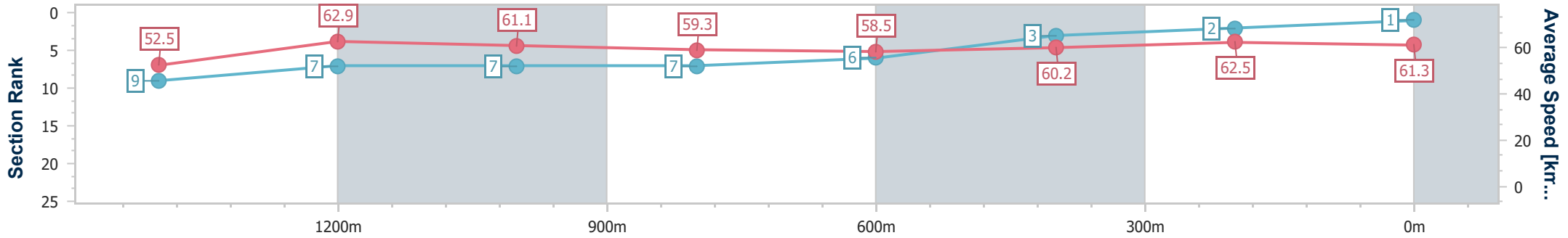


Ipswich QLD Professional
 Race 8: TAB Class 2 Handicap - 1680m
 02 August 2024 - 16:56



Track Rating: Good 4, Weather: Fine, Rail Position: +3m Entire

Section	Overall	1400m	1200m	1000m	800m	600m	400m	200m
Section Times	1:42.06 [1] (0:19.17)	1:22.89 [9] (0:11.44)	1:11.45 [7] (0:11.82)	0:59.63 [7] (0:12.14)	0:47.49 [7] (0:12.27)	0:35.22 [6] (0:11.91)	0:23.31 [3] (0:11.54)	0:11.77 [2] (0:11.77)
Average Speed [km/h]	52.5	62.9	61.1	59.3	58.5	60.2	62.5	61.3
Top Speed [km/h]	65.1	63.6	62.4	60.5	60.4	61.1	63.6	63.4
Avg. Dist. to Rail [m]	2.6	0.1	0.1	0.2	0.5	0.9	1.1	2.6
Avg. Stride Freq. [Hz]	2.3	2.3	2.3	2.2	2.2	2.3	2.4	2.3
Avg. Stride Length [m]	6.4	7.5	7.4	7.3	7.2	7.3	7.3	7.2



- [] Ranking at each section and finish
- .-.- No data available at this section
- NA No data available



Horse/Jockey Name	Luton Hoo
Final Rank	2
Fastest Section Time (Section)	0:11.43 (1400m)
Top Speed [km/h] (Section)	66.0 (Overall)
Race State	Finished

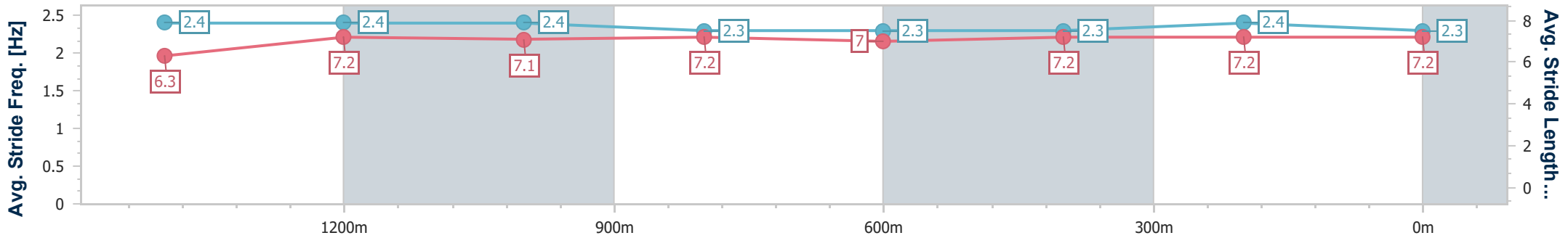
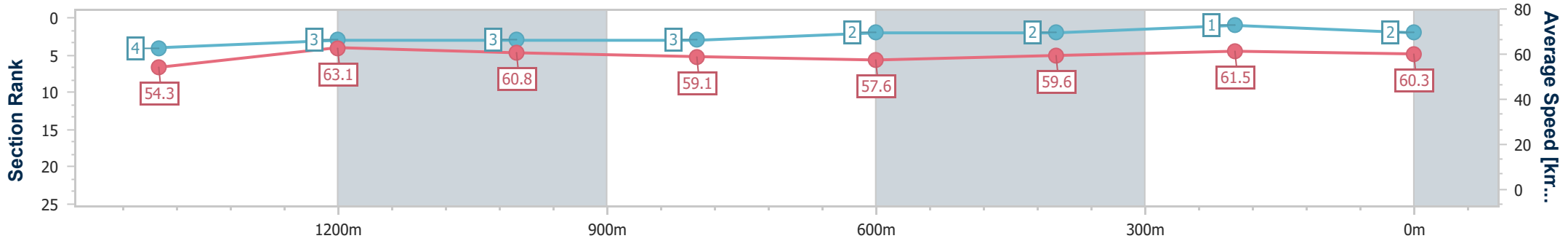


Ipswich QLD Professional
 Race 8: TAB Class 2 Handicap - 1680m
 02 August 2024 - 16:56



Track Rating: Good 4, Weather: Fine, Rail Position: +3m Entire

Section	Overall	1400m	1200m	1000m	800m	600m	400m	200m
Section Times	1:42.16 [2] (0:18.55)	1:23.61 [4] (0:11.43)	1:12.18 [3] (0:11.84)	1:00.34 [3] (0:12.21)	0:48.13 [3] (0:12.43)	0:35.70 [2] (0:12.08)	0:23.62 [2] (0:11.72)	0:11.90 [1] (0:11.90)
Average Speed [km/h]	54.3	63.1	60.8	59.1	57.6	59.6	61.5	60.3
Top Speed [km/h]	66.0	63.9	61.9	60.2	58.2	60.9	62.6	62.1
Avg. Dist. to Rail [m]	1.7	0.2	0.1	0.3	0.6	0.4	0.5	1.2
Avg. Stride Freq. [Hz]	2.4	2.4	2.4	2.3	2.3	2.3	2.4	2.3
Avg. Stride Length [m]	6.3	7.2	7.1	7.2	7.0	7.2	7.2	7.2



- [] Ranking at each section and finish
- .-.- No data available at this section
- NA No data available



Horse/Jockey Name	Enunciation
Final Rank	3
Fastest Section Time (Section)	0:11.44 (1400m)
Top Speed [km/h] (Section)	64.0 (400m)
Race State	Finished



Ipswich QLD Professional

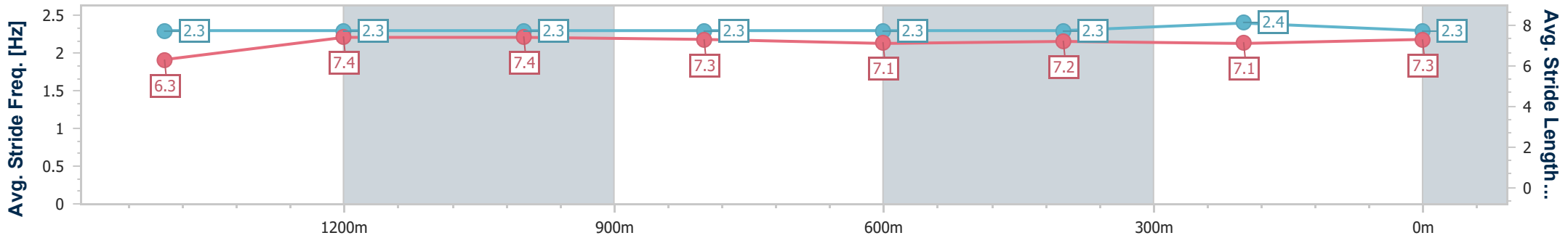
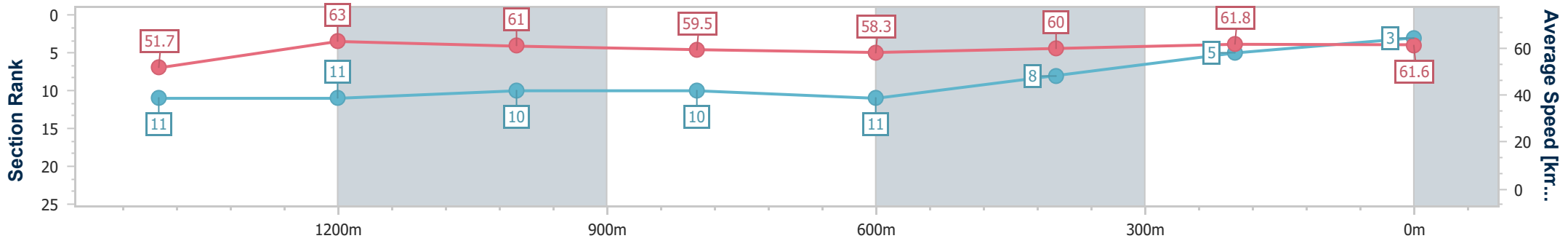
Race 8: TAB Class 2 Handicap - 1680m

02 August 2024 - 16:56



Track Rating: Good 4, Weather: Fine, Rail Position: +3m Entire

Section	Overall	1400m	1200m	1000m	800m	600m	400m	200m
Section Times	1:42.40 [3] (0:19.52)	1:22.88 [11] (0:11.44)	1:11.44 [11] (0:11.77)	0:59.67 [10] (0:12.09)	0:47.58 [10] (0:12.37)	0:35.21 [11] (0:11.91)	0:23.30 [8] (0:11.58)	0:11.72 [5] (0:11.72)
Average Speed [km/h]	51.7	63.0	61.0	59.5	58.3	60.0	61.8	61.6
Top Speed [km/h]	63.4	63.6	62.6	61.0	60.0	60.9	64.0	62.8
Avg. Dist. to Rail [m]	4.4	0.2	0.1	0.2	0.7	1.1	0.8	0.8
Avg. Stride Freq. [Hz]	2.3	2.3	2.3	2.3	2.3	2.3	2.4	2.3
Avg. Stride Length [m]	6.3	7.4	7.4	7.3	7.1	7.2	7.1	7.3



- [] Ranking at each section and finish
- .-.- No data available at this section
- NA No data available



Horse/Jockey Name	Smart As Smart
Final Rank	4
Fastest Section Time (Section)	0:11.45 (200m)
Top Speed [km/h] (Section)	64.5 (Overall)
Race State	Finished



Ipswich QLD Professional

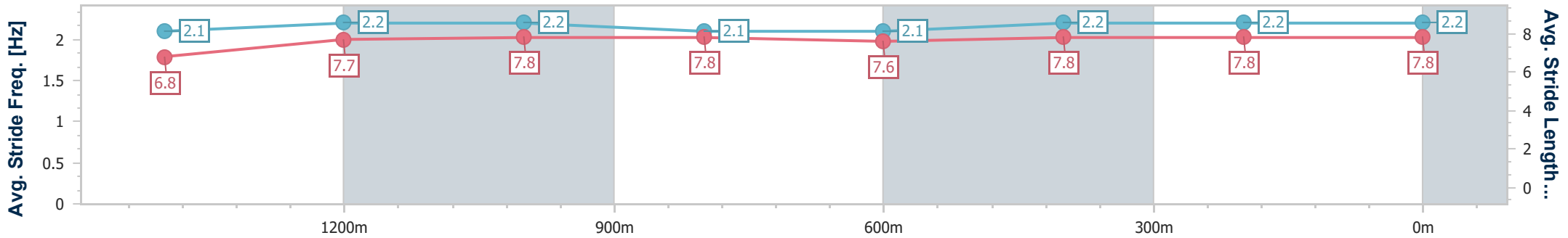
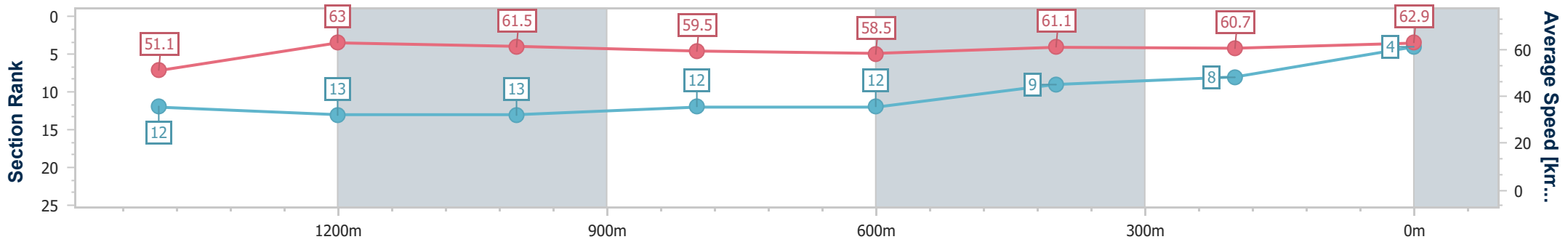
Race 8: TAB Class 2 Handicap - 1680m

02 August 2024 - 16:56



Track Rating: Good 4, Weather: Fine, Rail Position: +3m Entire

Section	Overall	1400m	1200m	1000m	800m	600m	400m	200m
Section Times	1:42.44 [4] (0:19.74)	1:22.70 [12] (0:11.46)	1:11.24 [13] (0:11.76)	0:59.48 [13] (0:12.10)	0:47.38 [12] (0:12.31)	0:35.07 [12] (0:11.76)	0:23.31 [9] (0:11.86)	0:11.45 [8]
Average Speed [km/h]	51.1	63.0	61.5	59.5	58.5	61.1	60.7	62.9
Top Speed [km/h]	64.5	63.8	62.4	60.5	60.3	62.5	62.9	63.7
Avg. Dist. to Rail [m]	5.3	0.7	0.5	0.4	0.1	0.4	1.6	3.2
Avg. Stride Freq. [Hz]	2.1	2.2	2.2	2.1	2.1	2.2	2.2	2.2
Avg. Stride Length [m]	6.8	7.7	7.8	7.8	7.6	7.8	7.8	7.8



- [] Ranking at each section and finish
- .-.- No data available at this section
- NA No data available



Horse/Jockey Name	Showsumgrit
Final Rank	5
Fastest Section Time (Section)	0:11.44 (1400m)
Top Speed [km/h] (Section)	64.1 (1400m)
Race State	Finished

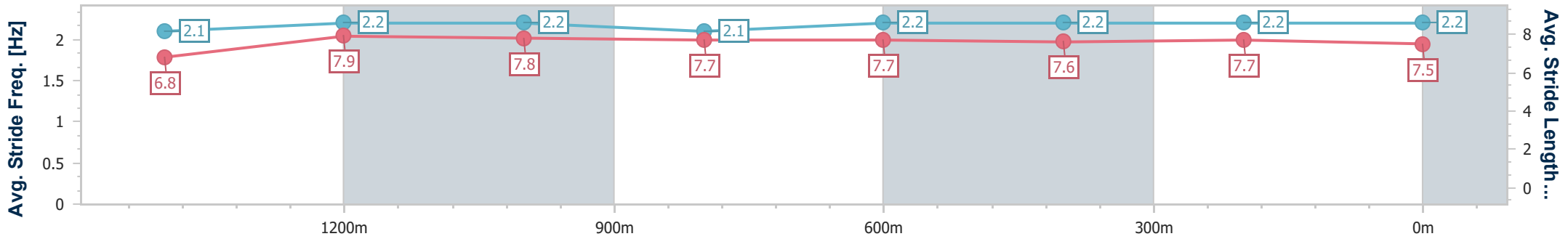
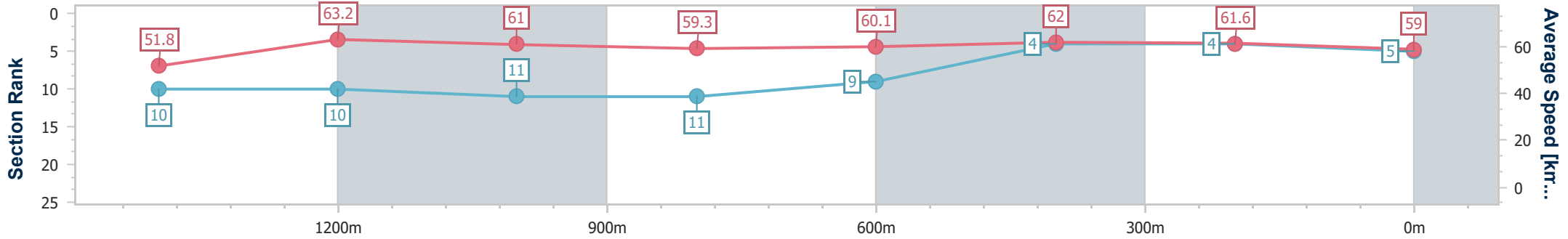


Ipswich QLD Professional
 Race 8: TAB Class 2 Handicap - 1680m
 02 August 2024 - 16:56



Track Rating: Good 4, Weather: Fine, Rail Position: +3m Entire

Section	Overall	1400m	1200m	1000m	800m	600m	400m	200m
Section Times	1:42.77 [5] (0:19.45)	1:23.32 [10] (0:11.44)	1:11.88 [10] (0:11.86)	1:00.02 [11] (0:12.19)	0:47.83 [11] (0:12.11)	0:35.72 [9] (0:11.76)	0:23.96 [4] (0:11.72)	0:12.24 [4] (0:12.24)
Average Speed [km/h]	51.8	63.2	61.0	59.3	60.1	62.0	61.6	59.0
Top Speed [km/h]	62.8	64.1	62.4	60.9	61.9	62.9	62.9	61.2
Avg. Dist. to Rail [m]	7.1	1.2	1.2	1.8	2.4	3.1	2.2	4.6
Avg. Stride Freq. [Hz]	2.1	2.2	2.2	2.1	2.2	2.2	2.2	2.2
Avg. Stride Length [m]	6.8	7.9	7.8	7.7	7.7	7.6	7.7	7.5



- [] Ranking at each section and finish
- .-.- No data available at this section
- NA No data available



Horse/Jockey Name	Wanda's Outlaw
Final Rank	6
Fastest Section Time (Section)	0:11.49 (1400m)
Top Speed [km/h] (Section)	64.7 (Overall)
Race State	Finished

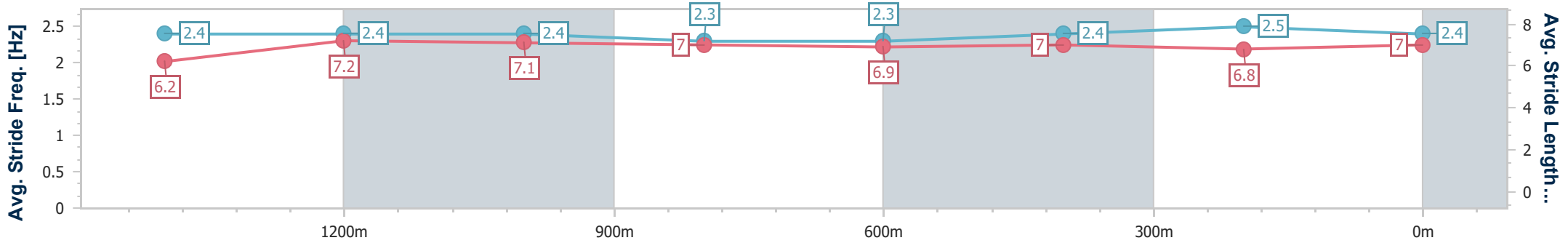
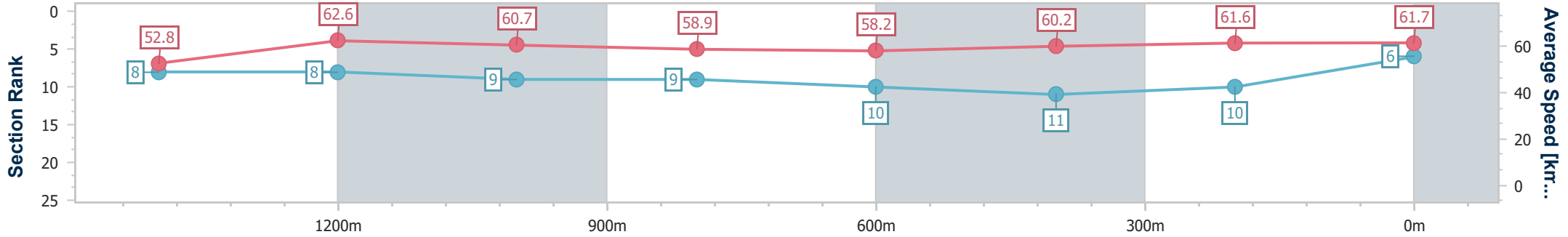


Ipswich QLD Professional
 Race 8: TAB Class 2 Handicap - 1680m
 02 August 2024 - 16:56



Track Rating: Good 4, Weather: Fine, Rail Position: +3m Entire

Section	Overall	1400m	1200m	1000m	800m	600m	400m	200m
Section Times	1:42.87 [6] (0:19.12)	1:23.75 [8] (0:11.49)	1:12.26 [8] (0:11.92)	1:00.34 [9] (0:12.23)	0:48.11 [9] (0:12.40)	0:35.71 [10] (0:12.12)	0:23.59 [11] (0:11.83)	0:11.76 [10] (0:11.76)
Average Speed [km/h]	52.8	62.6	60.7	58.9	58.2	60.2	61.6	61.7
Top Speed [km/h]	64.7	63.5	62.9	61.0	59.5	61.6	62.7	62.8
Avg. Dist. to Rail [m]	3.8	0.8	0.8	1.0	0.6	2.7	4.9	6.5
Avg. Stride Freq. [Hz]	2.4	2.4	2.4	2.3	2.3	2.4	2.5	2.4
Avg. Stride Length [m]	6.2	7.2	7.1	7.0	6.9	7.0	6.8	7.0



- [] Ranking at each section and finish
- .-.- No data available at this section
- NA No data available



Horse/Jockey Name	Fat Fingers
Final Rank	7
Fastest Section Time (Section)	0:11.45 (1400m)
Top Speed [km/h] (Section)	63.9 (Overall)
Race State	Finished

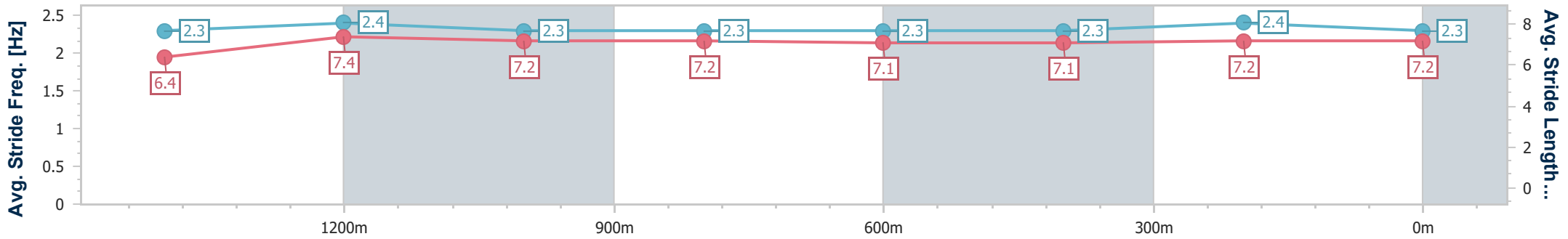
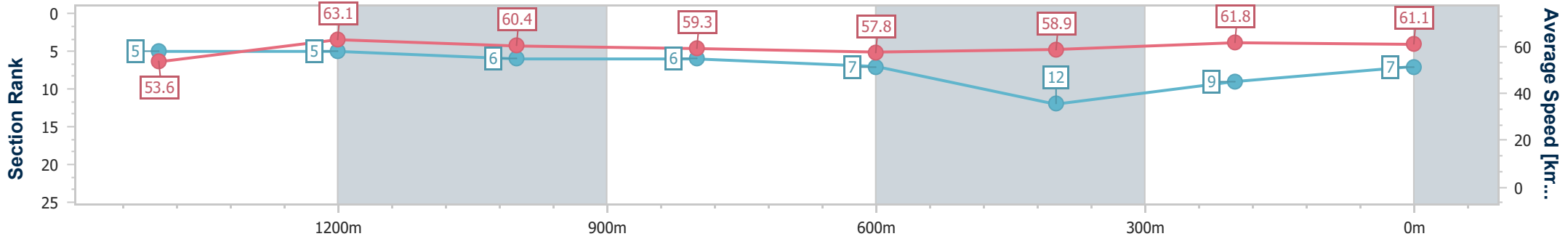


Ipswich QLD Professional
 Race 8: TAB Class 2 Handicap - 1680m
 02 August 2024 - 16:56



Track Rating: Good 4, Weather: Fine, Rail Position: +3m Entire

Section	Overall	1400m	1200m	1000m	800m	600m	400m	200m
Section Times	1:42.96 [7] (0:18.83)	1:24.13 [5] (0:11.45)	1:12.68 [5] (0:11.99)	1:00.69 [6] (0:12.21)	0:48.48 [6] (0:12.47)	0:36.01 [7] (0:12.37)	0:23.64 [12] (0:11.78)	0:11.86 [9] (0:11.86)
Average Speed [km/h]	53.6	63.1	60.4	59.3	57.8	58.9	61.8	61.1
Top Speed [km/h]	63.9	63.8	62.2	60.8	58.6	60.9	63.5	63.5
Avg. Dist. to Rail [m]	3.1	1.2	1.4	1.3	1.0	2.1	4.4	6.3
Avg. Stride Freq. [Hz]	2.3	2.4	2.3	2.3	2.3	2.3	2.4	2.3
Avg. Stride Length [m]	6.4	7.4	7.2	7.2	7.1	7.1	7.2	7.2



- [] Ranking at each section and finish
- .-.- No data available at this section
- NA No data available



Horse/Jockey Name	Born To Be Alive
Final Rank	8
Fastest Section Time (Section)	0:11.35 (1400m)
Top Speed [km/h] (Section)	66.8 (Overall)
Race State	Finished

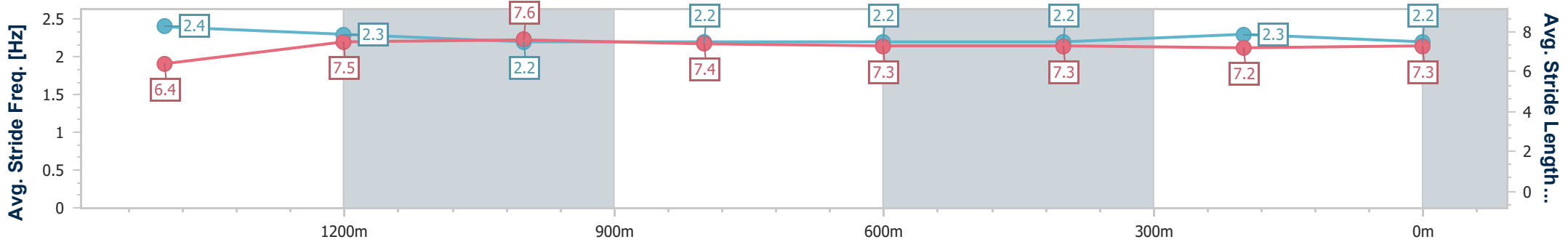
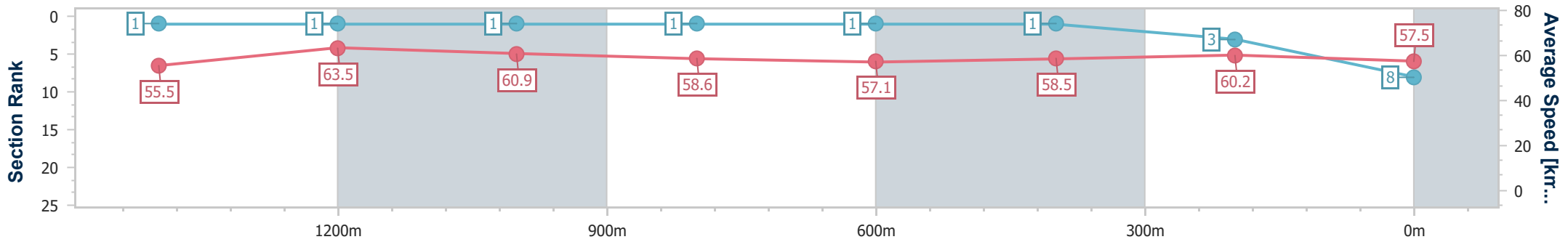


Ipswich QLD Professional
 Race 8: TAB Class 2 Handicap - 1680m
 02 August 2024 - 16:56



Track Rating: Good 4, Weather: Fine, Rail Position: +3m Entire

Section	Overall	1400m	1200m	1000m	800m	600m	400m	200m
Section Times	1:42.99 [8] (0:18.22)	1:24.77 [1] (0:11.35)	1:13.42 [1] (0:11.81)	1:01.61 [1] (0:12.30)	0:49.31 [1] (0:12.58)	0:36.73 [1] (0:12.26)	0:24.47 [1] (0:11.90)	0:12.57 [3] (0:12.57)
Average Speed [km/h]	55.5	63.5	60.9	58.6	57.1	58.5	60.2	57.5
Top Speed [km/h]	66.8	65.9	61.5	60.8	57.6	59.8	60.9	59.6
Avg. Dist. to Rail [m]	7.2	0.3	0.1	0.1	0.5	0.8	0.7	1.0
Avg. Stride Freq. [Hz]	2.4	2.3	2.2	2.2	2.2	2.2	2.3	2.2
Avg. Stride Length [m]	6.4	7.5	7.6	7.4	7.3	7.3	7.2	7.3



- [] Ranking at each section and finish
- .-.- No data available at this section
- NA No data available



Horse/Jockey Name	El Asteroid
Final Rank	9
Fastest Section Time (Section)	0:11.54 (1400m)
Top Speed [km/h] (Section)	63.9 (1400m)
Race State	Finished



Ipswich QLD Professional

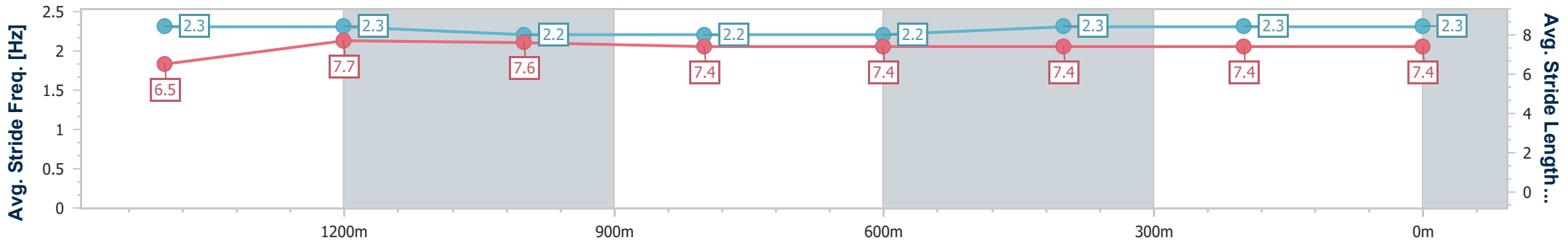
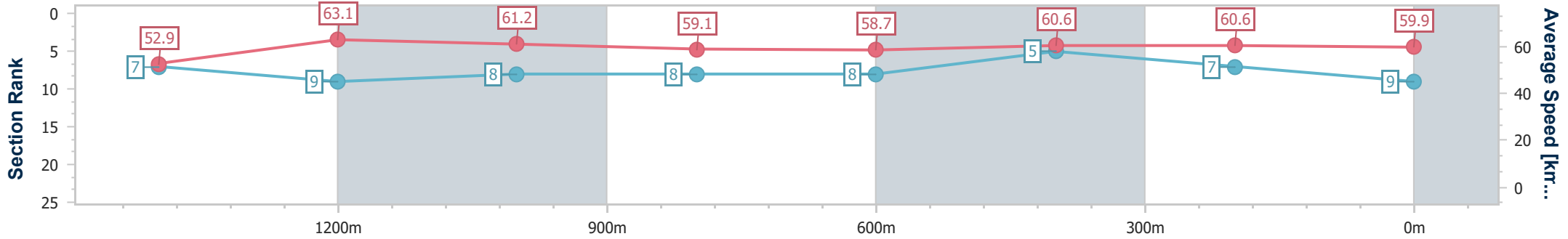
Race 8: TAB Class 2 Handicap - 1680m

02 August 2024 - 16:56



Track Rating: Good 4, Weather: Fine, Rail Position: +3m Entire

Section	Overall	1400m	1200m	1000m	800m	600m	400m	200m
Section Times	1:43.03 [9] (0:19.08)	1:23.95 [7] (0:11.54)	1:12.41 [9] (0:11.82)	1:00.59 [8] (0:12.27)	0:48.32 [8] (0:12.29)	0:36.03 [8] (0:11.99)	0:24.04 [5] (0:11.95)	0:12.09 [7] (0:12.09)
Average Speed [km/h]	52.9	63.1	61.2	59.1	58.7	60.6	60.6	59.9
Top Speed [km/h]	63.7	63.9	63.0	59.9	60.1	61.1	61.3	60.9
Avg. Dist. to Rail [m]	6.4	2.0	2.0	1.9	1.2	2.4	1.8	2.2
Avg. Stride Freq. [Hz]	2.3	2.3	2.2	2.2	2.2	2.3	2.3	2.3
Avg. Stride Length [m]	6.5	7.7	7.6	7.4	7.4	7.4	7.4	7.4



- [] Ranking at each section and finish
- .-.- No data available at this section
- NA No data available



Horse/Jockey Name	Cordozar
Final Rank	10
Fastest Section Time (Section)	0:11.48 (1400m)
Top Speed [km/h] (Section)	64.8 (Overall)
Race State	Finished

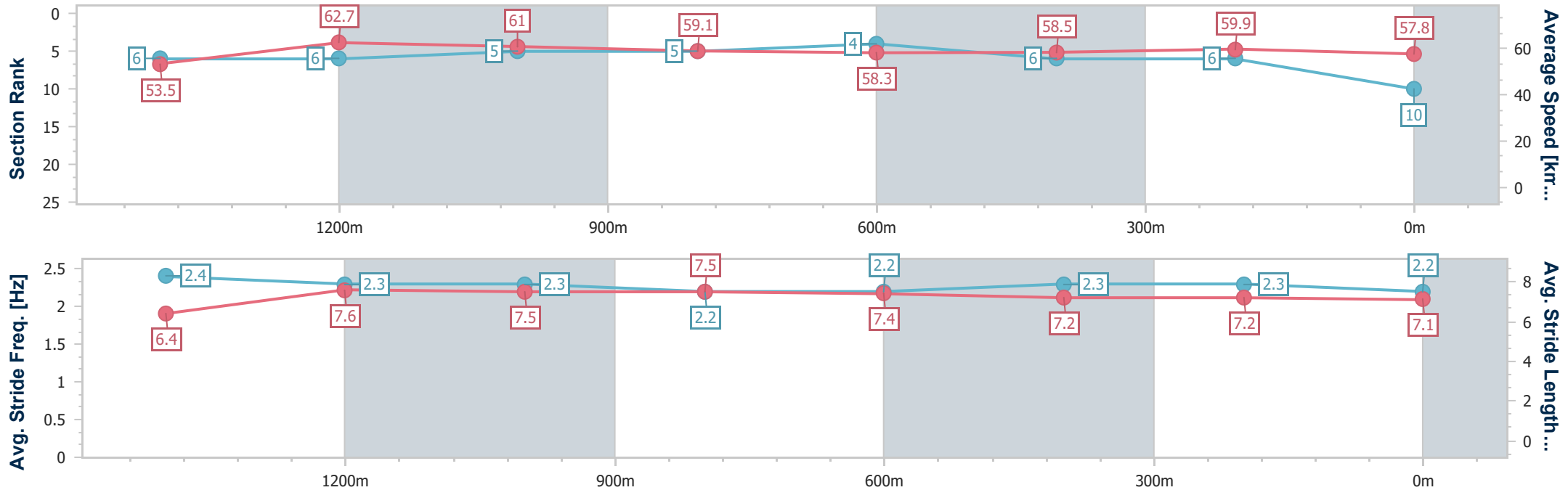


Ipswich QLD Professional
 Race 8: TAB Class 2 Handicap - 1680m
 02 August 2024 - 16:56



Track Rating: Good 4, Weather: Fine, Rail Position: +3m Entire

Section	Overall	1400m	1200m	1000m	800m	600m	400m	200m
Section Times	1:43.47 [10] (0:18.88)	1:24.59 [6] (0:11.48)	1:13.11 [6] (0:11.80)	1:01.31 [5] (0:12.19)	0:49.12 [5] (0:12.36)	0:36.76 [4] (0:12.30)	0:24.46 [6] (0:11.93)	0:12.53 [6] (0:12.53)
Average Speed [km/h]	53.5	62.7	61.0	59.1	58.3	58.5	59.9	57.8
Top Speed [km/h]	64.8	63.7	62.4	59.5	59.2	59.5	62.3	62.2
Avg. Dist. to Rail [m]	1.0	0.6	0.3	0.3	0.7	0.3	0.8	1.7
Avg. Stride Freq. [Hz]	2.4	2.3	2.3	2.2	2.2	2.3	2.3	2.2
Avg. Stride Length [m]	6.4	7.6	7.5	7.5	7.4	7.2	7.2	7.1



- [] Ranking at each section and finish
- .-.- No data available at this section
- NA No data available



Horse/Jockey Name	Set Ablaze
Final Rank	11
Fastest Section Time (Section)	0:11.08 (1400m)
Top Speed [km/h] (Section)	65.9 (1400m)
Race State	Finished

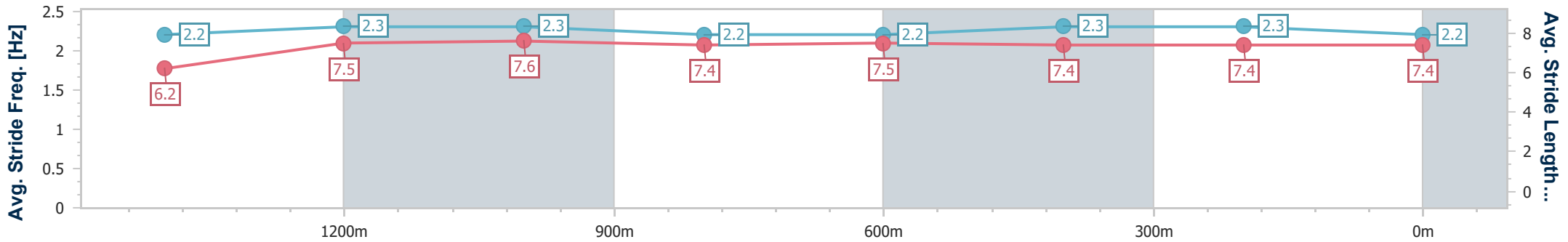
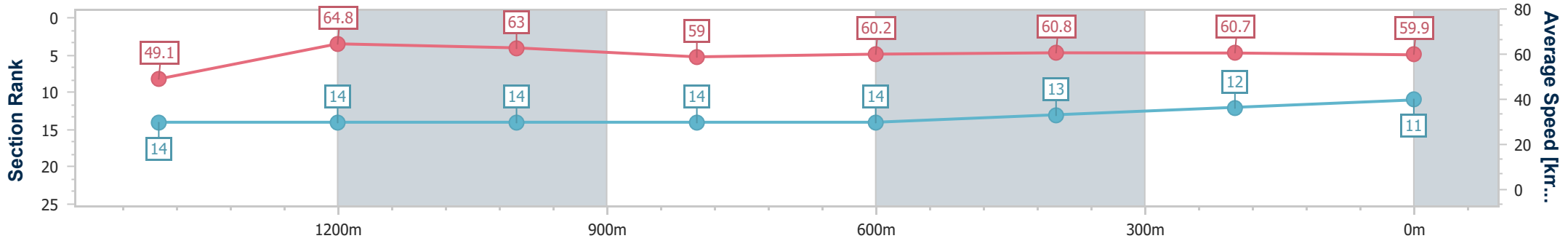


Ipswich QLD Professional
 Race 8: TAB Class 2 Handicap - 1680m
 02 August 2024 - 16:56



Track Rating: Good 4, Weather: Fine, Rail Position: +3m Entire

Section	Overall	1400m	1200m	1000m	800m	600m	400m	200m
Section Times	1:43.54 [11] (0:20.57)	1:22.97 [14] (0:11.08)	1:11.89 [14] (0:11.51)	1:00.38 [14] (0:12.22)	0:48.16 [14] (0:12.04)	0:36.12 [14] (0:12.01)	0:24.11 [13] (0:12.07)	0:12.04 [12] (0:12.04)
Average Speed [km/h]	49.1	64.8	63.0	59.0	60.2	60.8	60.7	59.9
Top Speed [km/h]	65.8	65.9	64.3	60.7	61.2	61.2	61.3	61.2
Avg. Dist. to Rail [m]	6.0	0.5	0.7	1.2	1.6	3.8	4.3	4.9
Avg. Stride Freq. [Hz]	2.2	2.3	2.3	2.2	2.2	2.3	2.3	2.2
Avg. Stride Length [m]	6.2	7.5	7.6	7.4	7.5	7.4	7.4	7.4



- [] Ranking at each section and finish
- .-.- No data available at this section
- NA No data available



Horse/Jockey Name	Paris Art
Final Rank	12
Fastest Section Time (Section)	0:11.48 (1400m)
Top Speed [km/h] (Section)	66.2 (Overall)
Race State	Finished

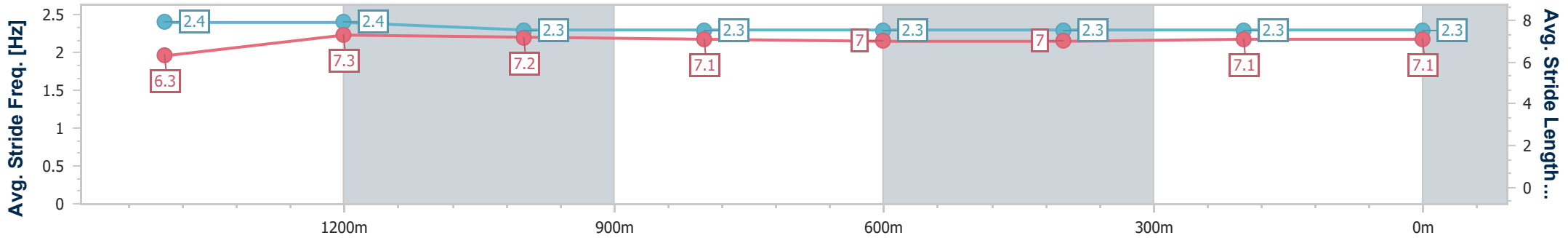
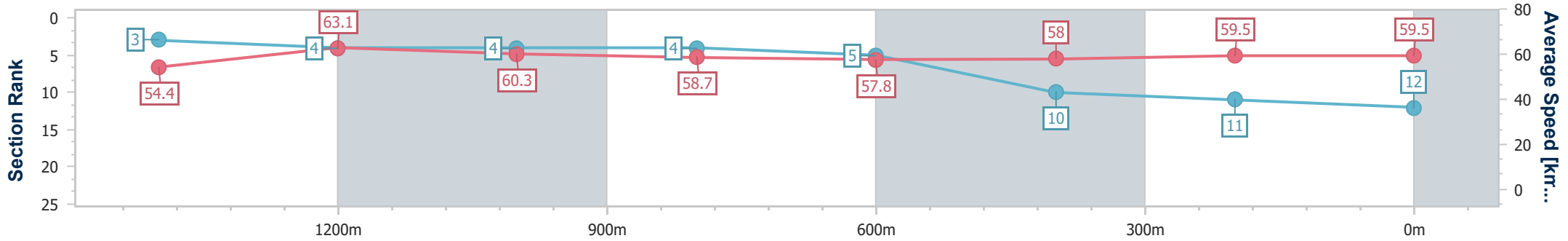


Ipswich QLD Professional
 Race 8: TAB Class 2 Handicap - 1680m
 02 August 2024 - 16:56



Track Rating: Good 4, Weather: Fine, Rail Position: +3m Entire

Section	Overall	1400m	1200m	1000m	800m	600m	400m	200m
Section Times	1:43.60 [12] (0:18.55)	1:25.05 [3] (0:11.48)	1:13.57 [4] (0:11.99)	1:01.58 [4] (0:12.28)	0:49.30 [4] (0:12.49)	0:36.81 [5] (0:12.46)	0:24.35 [10] (0:12.23)	0:12.12 [11] (0:12.12)
Average Speed [km/h]	54.4	63.1	60.3	58.7	57.8	58.0	59.5	59.5
Top Speed [km/h]	66.2	64.0	61.7	59.5	58.3	59.5	60.8	60.9
Avg. Dist. to Rail [m]	3.8	0.9	1.0	1.0	0.6	1.5	2.5	2.8
Avg. Stride Freq. [Hz]	2.4	2.4	2.3	2.3	2.3	2.3	2.3	2.3
Avg. Stride Length [m]	6.3	7.3	7.2	7.1	7.0	7.0	7.1	7.1



- [] Ranking at each section and finish
- .-.- No data available at this section
- NA No data available



Horse/Jockey Name	Visual Element
Final Rank	13
Fastest Section Time (Section)	0:11.26 (1400m)
Top Speed [km/h] (Section)	65.7 (1400m)
Race State	Finished

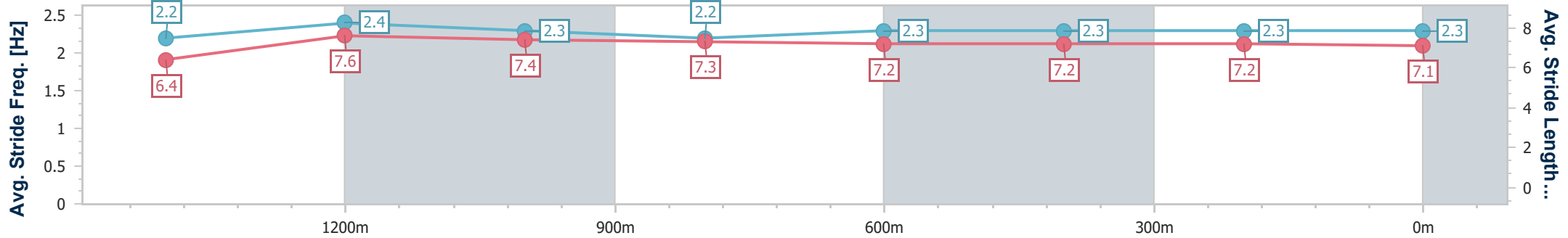
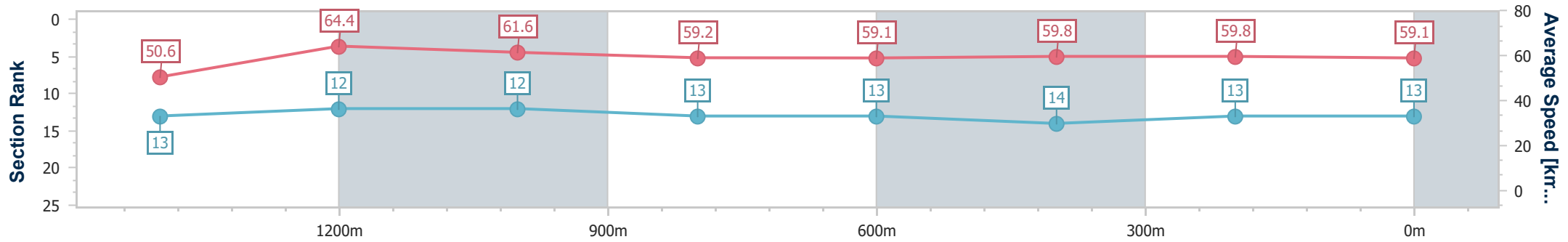


Ipswich QLD Professional
 Race 8: TAB Class 2 Handicap - 1680m
 02 August 2024 - 16:56



Track Rating: Good 4, Weather: Fine, Rail Position: +3m Entire

Section	Overall	1400m	1200m	1000m	800m	600m	400m	200m
Section Times	1:43.76 [13] (0:19.90)	1:23.86 [13] (0:11.26)	1:12.60 [12] (0:11.79)	1:00.81 [12] (0:12.22)	0:48.59 [13] (0:12.25)	0:36.34 [13] (0:12.15)	0:24.19 [14] (0:12.00)	0:12.19 [13] (0:12.19)
Average Speed [km/h]	50.6	64.4	61.6	59.2	59.1	59.8	59.8	59.1
Top Speed [km/h]	65.5	65.7	62.9	60.4	60.6	60.6	60.5	60.0
Avg. Dist. to Rail [m]	2.3	1.7	1.6	1.7	1.5	2.7	0.7	0.4
Avg. Stride Freq. [Hz]	2.2	2.4	2.3	2.2	2.3	2.3	2.3	2.3
Avg. Stride Length [m]	6.4	7.6	7.4	7.3	7.2	7.2	7.2	7.1



- [] Ranking at each section and finish
- .-.- No data available at this section
- NA No data available



Horse/Jockey Name	Brave Agenda
Final Rank	14
Fastest Section Time (Section)	0:11.42 (1400m)
Top Speed [km/h] (Section)	65.4 (Overall)
Race State	Finished



Ipswich QLD Professional

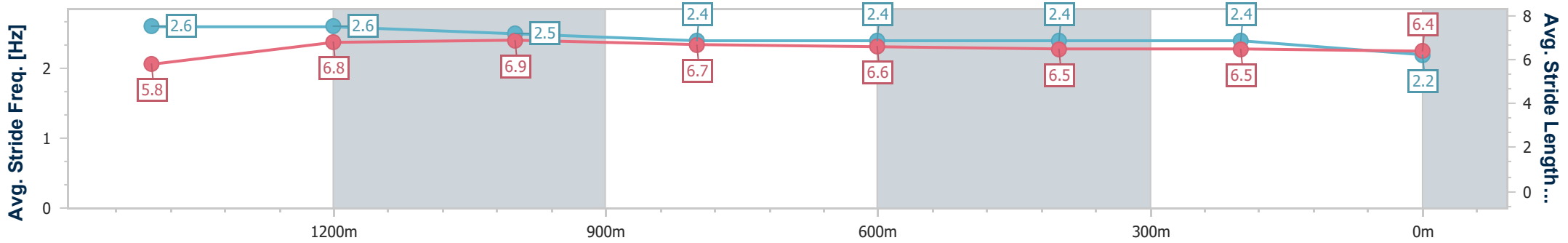
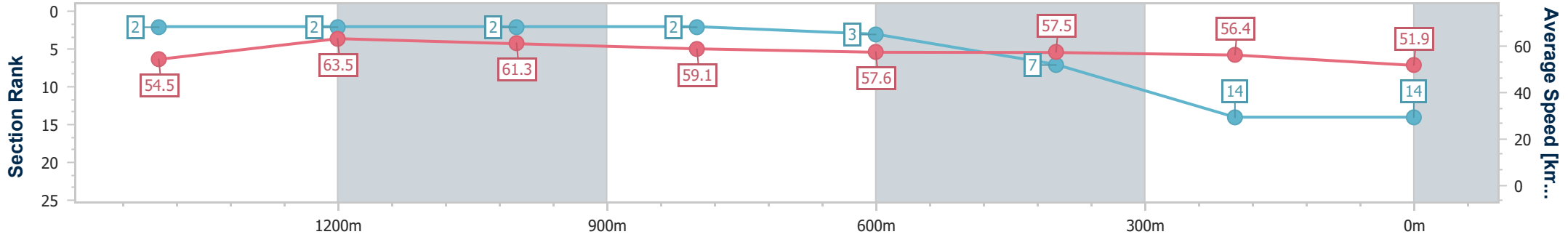
Race 8: TAB Class 2 Handicap - 1680m

02 August 2024 - 16:56



Track Rating: Good 4, Weather: Fine, Rail Position: +3m Entire

Section	Overall	1400m	1200m	1000m	800m	600m	400m	200m
Section Times	1:45.73 [14] (0:18.53)	1:27.20 [2] (0:11.42)	1:15.78 [2] (0:11.86)	1:03.92 [2] (0:12.20)	0:51.72 [2] (0:12.50)	0:39.22 [3] (0:12.53)	0:26.69 [7] (0:12.83)	0:13.86 [14] (0:13.86)
Average Speed [km/h]	54.5	63.5	61.3	59.1	57.6	57.5	56.4	51.9
Top Speed [km/h]	65.4	65.0	62.5	60.4	58.7	58.8	57.3	54.8
Avg. Dist. to Rail [m]	5.6	2.0	1.3	1.0	0.3	0.8	1.1	0.3
Avg. Stride Freq. [Hz]	2.6	2.6	2.5	2.4	2.4	2.4	2.4	2.2
Avg. Stride Length [m]	5.8	6.8	6.9	6.7	6.6	6.5	6.5	6.4



- [] Ranking at each section and finish
- .-.- No data available at this section
- NA No data available