



Ladbrokes Cannon Park QLD Professional
Race 1: ZARRAFFA'S COFFEE SHOWGROUND AND EDMONTON QTIS
Three-Year-Old Handicap - 950m
01 August 2024 - 12:50



Track Rating: Soft 6, Weather: Overcast, Rail Position: +1.5 Entire

Section		Overall	800m	600m	400m	200m	Last 600m					
Field Times		0:55.83 (0:10.24)	0:45.59 (0:10.51)	0:35.08 (0:11.23)	0:23.85 (0:11.80)	0:12.05 (0:12.05)	0:35.08					
Rank	TAB Horse/Jockey	Barrier	Top Speed [km/h]	Fastest Section	Margin					Distance Travelled [m]		
1	1 I'LLTELLYOUGO Ryan Wiggins	4	69.6 600m	0:10.24 Overall	0:55.83 [1] (0:10.24)	0:45.59 [1] (0:10.51)	0:35.08 [1] (0:11.28)	0:23.80 [2] (0:11.75)	0:12.05 [1] (0:12.05)	0:55.83	0:35.08	
2	2 HAND GRENADE Zac Sprie	7	70.2 800m	0:10.36 Overall	0:56.30 [2] (0:10.36)	0:45.94 [3] (0:10.63)	0:35.31 [3] (0:11.39)	0:23.92 [3] (0:11.80)	0:12.12 [3] (0:12.12)	2.75L	0:35.31	-2
3	3 VALENTINO MISS Lacey Morrison	1	70.6 800m	0:10.31 Overall	0:56.66 [3] (0:10.31)	0:46.35 [2] (0:10.45)	0:35.90 [2] (0:11.22)	0:24.68 [1] (0:11.81)	0:12.87 [2] (0:12.87)	4.86L	0:35.90	-3
4	5 DON'TLEAVEMENOW Jackson Murphy	6	69.8 800m	0:10.40 Overall	0:57.12 [4] (0:10.40)	0:46.72 [4] (0:10.63)	0:36.09 [4] (0:11.24)	0:24.65 [4] (0:11.78)	0:12.87 [4] (0:12.87)	7.6L	0:35.89	-4

Scratched: Parvulus (#7), Combat Medic (#4), Miss Rambler (#6)

[] Ranking at each section and finish
 -:-:-:- No data available at this section
 NA No data available

SCN Saddle cloth number
 DNF Did not finish
 DNT Did not track



Horse/Jockey Name	I'tellyougo
Final Rank	1
Fastest Section Time (Section)	0:10.24 (Overall)
Top Speed [km/h] (Section)	69.6 (600m)
Race State	Finished



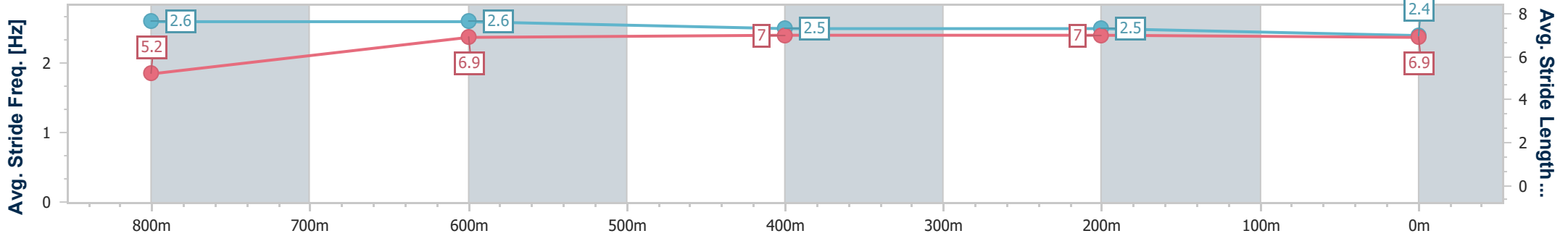
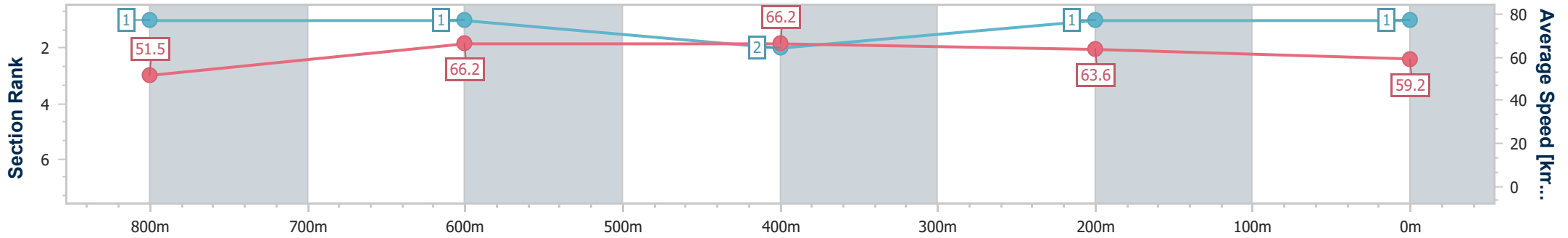
Ladbrokes Cannon Park QLD Professional
 Race 1: ZARRAFFA'S COFFEE SHOWGROUND AND
 EDMONTON QTIS Three-Year-Old Handicap - 950m

01 August 2024 - 12:50

Track Rating: Soft 6, Weather: Overcast, Rail Position: +1.5 Entire



Section	Overall	800m	600m	400m	200m
Section Times	0:55.83 [1] (0:10.24)	0:45.59 [1] (0:10.51)	0:35.08 [1] (0:11.28)	0:23.80 [2] (0:11.75)	0:12.05 [1] (0:12.05)
Average Speed [km/h]	51.5	66.2	66.2	63.6	59.2
Top Speed [km/h]	67.3	69.6	69.6	66.8	64.3
Avg. Dist. to Rail [m]	2.8	4.3	4.5	5.3	5.8
Avg. Stride Freq. [Hz]	2.6	2.6	2.5	2.5	2.4
Avg. Stride Length [m]	5.2	6.9	7.0	7.0	6.9



- [] Ranking at each section and finish
- .-.- No data available at this section
- NA No data available



Horse/Jockey Name	Hand Grenade
Final Rank	2
Fastest Section Time (Section)	0:10.36 (Overall)
Top Speed [km/h] (Section)	70.2 (800m)
Race State	Finished



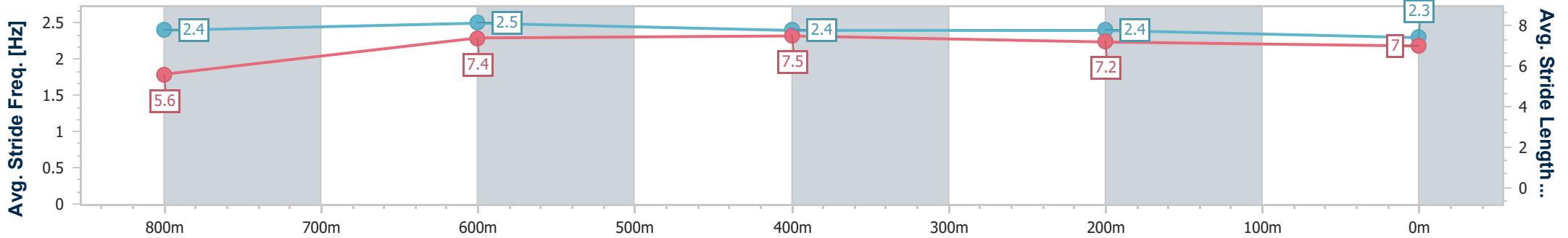
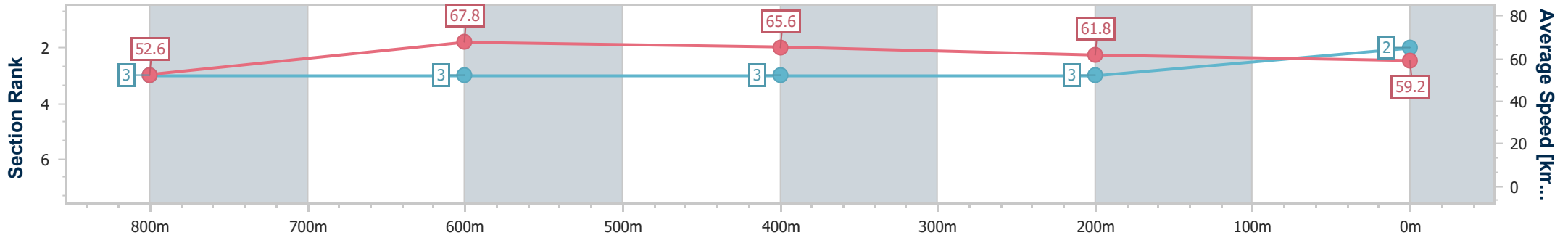
Ladbrokes Cannon Park QLD Professional
 Race 1: ZARRAFFA'S COFFEE SHOWGROUND AND
 EDMONTON QTIS Three-Year-Old Handicap - 950m

01 August 2024 - 12:50

Track Rating: Soft 6, Weather: Overcast, Rail Position: +1.5 Entire



Section	Overall	800m	600m	400m	200m
Section Times	0:56.30 [2] (0:10.36)	0:45.94 [3] (0:10.63)	0:35.31 [3] (0:11.39)	0:23.92 [3] (0:11.80)	0:12.12 [3] (0:12.12)
Average Speed [km/h]	52.6	67.8	65.6	61.8	59.2
Top Speed [km/h]	68.0	70.2	70.1	66.2	62.5
Avg. Dist. to Rail [m]	4.4	3.0	2.9	5.2	7.1
Avg. Stride Freq. [Hz]	2.4	2.5	2.4	2.4	2.3
Avg. Stride Length [m]	5.6	7.4	7.5	7.2	7.0



- [] Ranking at each section and finish
- .-.- No data available at this section
- NA No data available



Horse/Jockey Name	Valentino Miss
Final Rank	3
Fastest Section Time (Section)	0:10.31 (Overall)
Top Speed [km/h] (Section)	70.6 (800m)
Race State	Finished



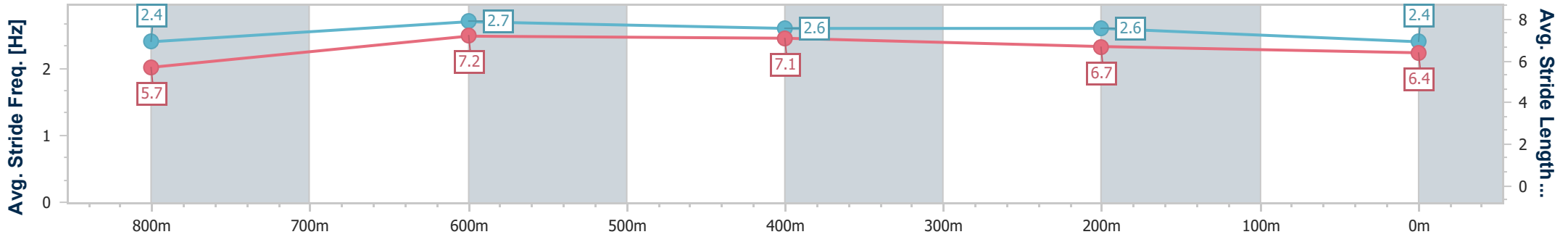
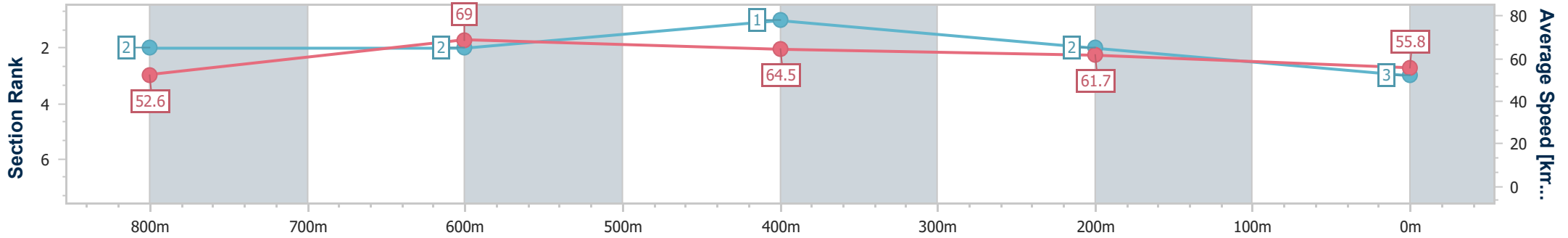
Ladbroke's Cannon Park QLD Professional
 Race 1: ZARRAFFA'S COFFEE SHOWGROUND AND
 EDMONTON QTIS Three-Year-Old Handicap - 950m

01 August 2024 - 12:50

Track Rating: Soft 6, Weather: Overcast, Rail Position: +1.5 Entire



Section	Overall	800m	600m	400m	200m
Section Times	0:56.66 [3] (0:10.31)	0:46.35 [2] (0:10.45)	0:35.90 [2] (0:11.22)	0:24.68 [1] (0:11.81)	0:12.87 [2] (0:12.87)
Average Speed [km/h]	52.6	69.0	64.5	61.7	55.8
Top Speed [km/h]	68.2	70.6	68.7	63.1	59.6
Avg. Dist. to Rail [m]	1.2	0.3	1.1	4.7	4.6
Avg. Stride Freq. [Hz]	2.4	2.7	2.6	2.6	2.4
Avg. Stride Length [m]	5.7	7.2	7.1	6.7	6.4



- [] Ranking at each section and finish
- .-.- No data available at this section
- NA No data available



Horse/Jockey Name	Don'tleavemenow
Final Rank	4
Fastest Section Time (Section)	0:10.40 (Overall)
Top Speed [km/h] (Section)	69.8 (800m)
Race State	Finished



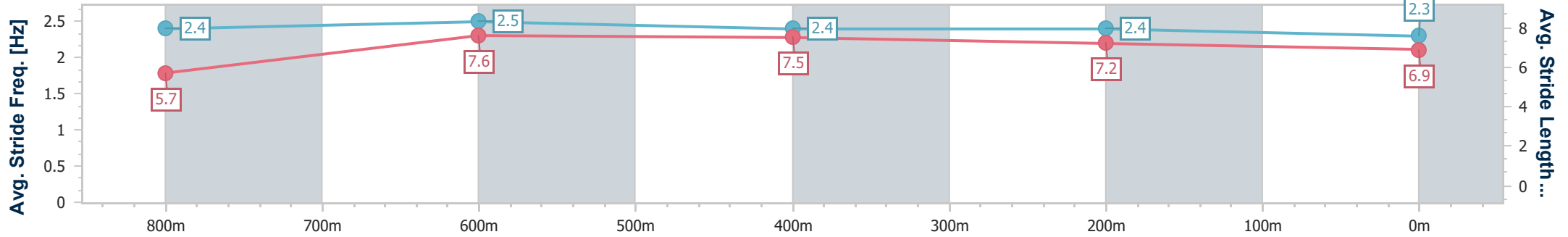
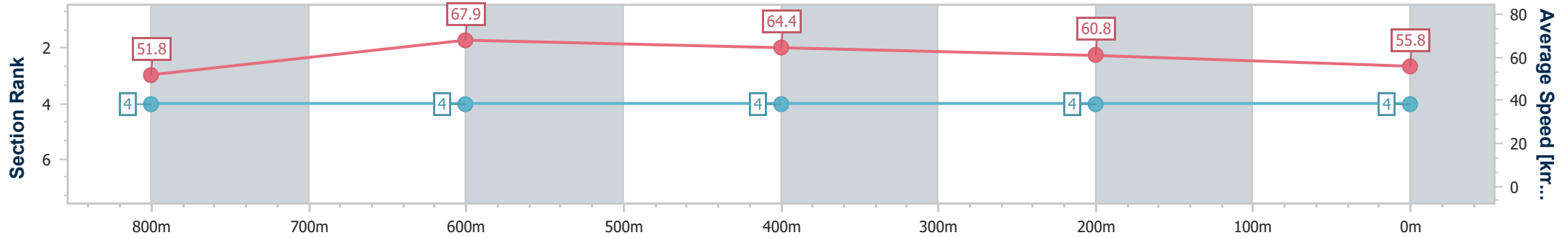
Ladbrokes Cannon Park QLD Professional
 Race 1: ZARRAFFA'S COFFEE SHOWGROUND AND
 EDMONTON QTIS Three-Year-Old Handicap - 950m

01 August 2024 - 12:50

Track Rating: Soft 6, Weather: Overcast, Rail Position: +1.5 Entire



Section	Overall	800m	600m	400m	200m
Section Times	0:57.12 [4] (0:10.40)	0:46.72 [4] (0:10.63)	0:36.09 [4] (0:11.24)	0:24.65 [4] (0:11.78)	0:12.87 [4] (0:12.87)
Average Speed [km/h]	51.8	67.9	64.4	60.8	55.8
Top Speed [km/h]	68.4	69.8	68.3	63.0	58.9
Avg. Dist. to Rail [m]	3.9	2.4	1.3	4.8	4.9
Avg. Stride Freq. [Hz]	2.4	2.5	2.4	2.4	2.3
Avg. Stride Length [m]	5.7	7.6	7.5	7.2	6.9



- [] Ranking at each section and finish
- .-.- No data available at this section
- NA No data available



Ladbrokes Cannon Park QLD Professional

Race 2: NORWELD AUSTRALIA QTIS Three-Year-Old Maiden Handicap - 1250m

01 August 2024 - 13:26



Track Rating: Soft 6, Weather: Overcast, Rail Position: +1.5 Entire

Section		Overall	1000m	800m	600m	400m	200m	Last 600m					
Field Times		1:16.04 (0:16.13)	0:59.91 (0:11.21)	0:48.70 (0:11.58)	0:37.12 (0:12.26)	0:24.86 (0:12.52)	0:12.34 (0:12.34)	0:37.12					
Rank	TAB Horse/Jockey	Barrier	Top Speed [km/h]	Fastest Section								Margin	Distance Travelled [m]
1	4 MISHANI DESTINY Justin Huxtable	10	68.9	0:10.90	1:16.04 [1] (0:17.85)	0:58.19 [10] (0:10.90)	0:47.29 [10] (0:11.48)	0:35.81 [10] (0:11.60)	0:24.21 [10] (0:11.87)	0:12.34 [1] (0:12.34)	1:16.04	0:35.81	
2	3 MARCH MADNESS Chris Whiteley	7	67.1	0:11.02	1:16.29 [2] (0:17.05)	0:59.24 [5] (0:11.02)	0:48.22 [5] (0:11.51)	0:36.71 [5] (0:11.89)	0:24.82 [4] (0:12.27)	0:12.55 [2] (0:12.55)	1.47L	0:36.71	-1
3	6 MR GRUMBLER Tyler Leslight	3	70.5	0:11.03	1:16.35 [3] (0:16.53)	0:59.82 [3] (0:11.03)	0:48.79 [3] (0:11.73)	0:37.06 [3] (0:12.13)	0:24.93 [3] (0:12.32)	0:12.61 [3] (0:12.61)	1.87L	0:37.06	-5
4	5 MISHANI OPAL Lacey Morrison	9	66.1	0:11.10	1:16.57 [4] (0:17.09)	0:59.48 [7] (0:11.10)	0:48.38 [7] (0:11.73)	0:36.65 [8] (0:11.78)	0:24.87 [8] (0:12.25)	0:12.62 [6] (0:12.62)	3.16L	0:36.65	+1
5	8 COACHMAN Ryan Wiggins	8	67.3	0:11.16	1:16.98 [5] (0:16.76)	1:00.22 [4] (0:11.16)	0:49.06 [4] (0:11.56)	0:37.50 [4] (0:11.90)	0:25.60 [2] (0:12.46)	0:13.14 [4] (0:13.14)	5.54L	0:37.50	-1
6	7 TELEKI Jackson Murphy	1	70.4	0:10.86	1:17.36 [6] (0:16.48)	1:00.88 [2] (0:10.86)	0:50.02 [1] (0:11.61)	0:38.41 [2] (0:12.23)	0:26.18 [1] (0:12.73)	0:13.45 [5] (0:13.45)	7.76L	0:38.41	-12
7	10 HEROIC NIC Scott Sheargold	5	65.8	0:11.11	1:17.37 [7] (0:17.32)	1:00.05 [8] (0:11.11)	0:48.94 [8] (0:11.64)	0:37.30 [9] (0:11.73)	0:25.57 [9] (0:12.39)	0:13.18 [8] (0:13.18)	7.83L	0:37.30	-6
8	9 THE GENERAL TALKS Pietro Romeo	4	67.9	0:11.04	1:17.94 [8] (0:17.06)	1:00.88 [6] (0:11.04)	0:49.84 [6] (0:11.59)	0:38.25 [6] (0:11.92)	0:26.33 [7] (0:12.84)	0:13.49 [9] (0:13.49)	11.2L	0:38.25	-4
9	2 SECRET BOOM Corey Sutherland	11	65.9	0:11.16	1:18.33 [9] (0:17.32)	1:01.01 [9] (0:11.16)	0:49.85 [9] (0:11.40)	0:38.45 [7] (0:11.71)	0:26.74 [6] (0:12.42)	0:14.32 [7] (0:14.32)	13.51L	0:38.45	+2
10	11 GOOD 'N' DEVINE Chelsea Jokic	6	70.0	0:11.21	1:19.20 [10] (0:16.13)	1:03.07 [1] (0:11.21)	0:51.86 [2] (0:11.58)	0:40.28 [1] (0:12.58)	0:27.70 [5] (0:13.30)	0:14.40 [10] (0:14.40)	18.62L	0:40.28	+3

Scratched: Almighty Jab (#1)

[] Ranking at each section and finish
 :---: No data available at this section
 NA No data available

SCN Saddle cloth number
 DNF Did not finish
 DNT Did not track



Horse/Jockey Name	Mishani Destiny
Final Rank	1
Fastest Section Time (Section)	0:10.90 (1000m)
Top Speed [km/h] (Section)	68.9 (Overall)
Race State	Finished

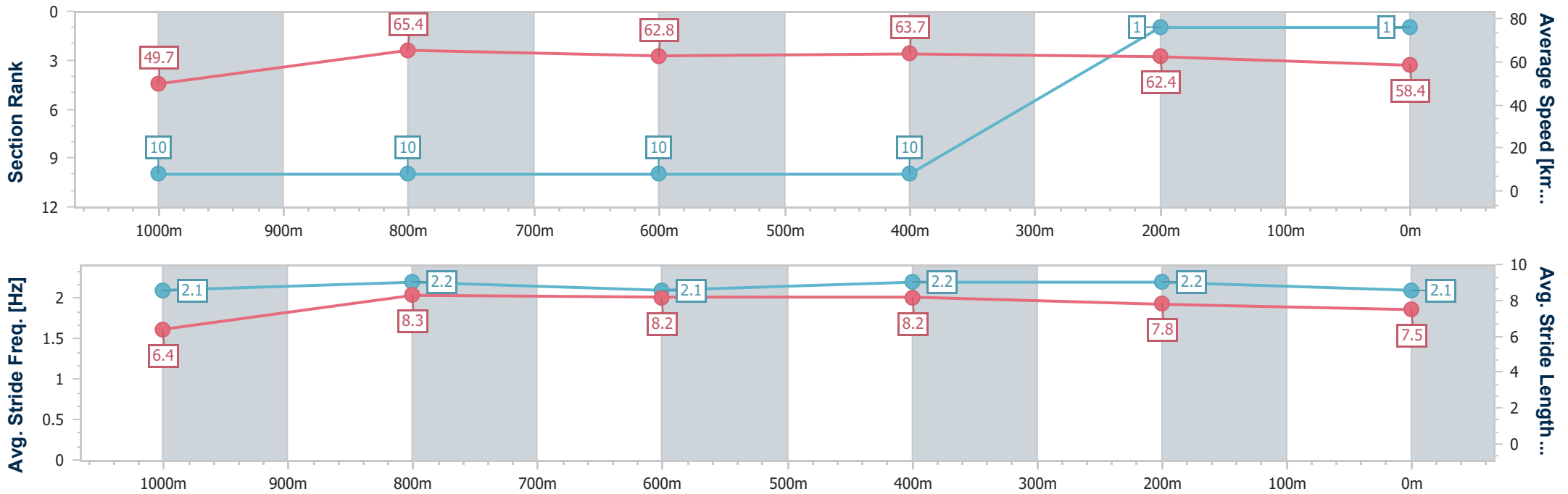


Ladbrokes Cannon Park QLD Professional
 Race 2: NORWELD AUSTRALIA QTIS Three-Year-Old Maiden
 Handicap - 1250m
 01 August 2024 - 13:26



Track Rating: Soft 6, Weather: Overcast, Rail Position: +1.5 Entire

Section	Overall	1000m	800m	600m	400m	200m
Section Times	1:16.04 [1] (0:17.85)	0:58.19 [10] (0:10.90)	0:47.29 [10] (0:11.48)	0:35.81 [10] (0:11.60)	0:24.21 [10] (0:11.87)	0:12.34 [1] (0:12.34)
Average Speed [km/h]	49.7	65.4	62.8	63.7	62.4	58.4
Top Speed [km/h]	68.9	68.3	65.1	66.8	63.6	62.4
Avg. Dist. to Rail [m]	4.8	1.7	1.4	3.8	9.8	7.0
Avg. Stride Freq. [Hz]	2.1	2.2	2.1	2.2	2.2	2.1
Avg. Stride Length [m]	6.4	8.3	8.2	8.2	7.8	7.5



- [] Ranking at each section and finish
- .-.- No data available at this section
- NA No data available



Horse/Jockey Name	March Madness
Final Rank	2
Fastest Section Time (Section)	0:11.02 (1000m)
Top Speed [km/h] (Section)	67.1 (Overall)
Race State	Finished

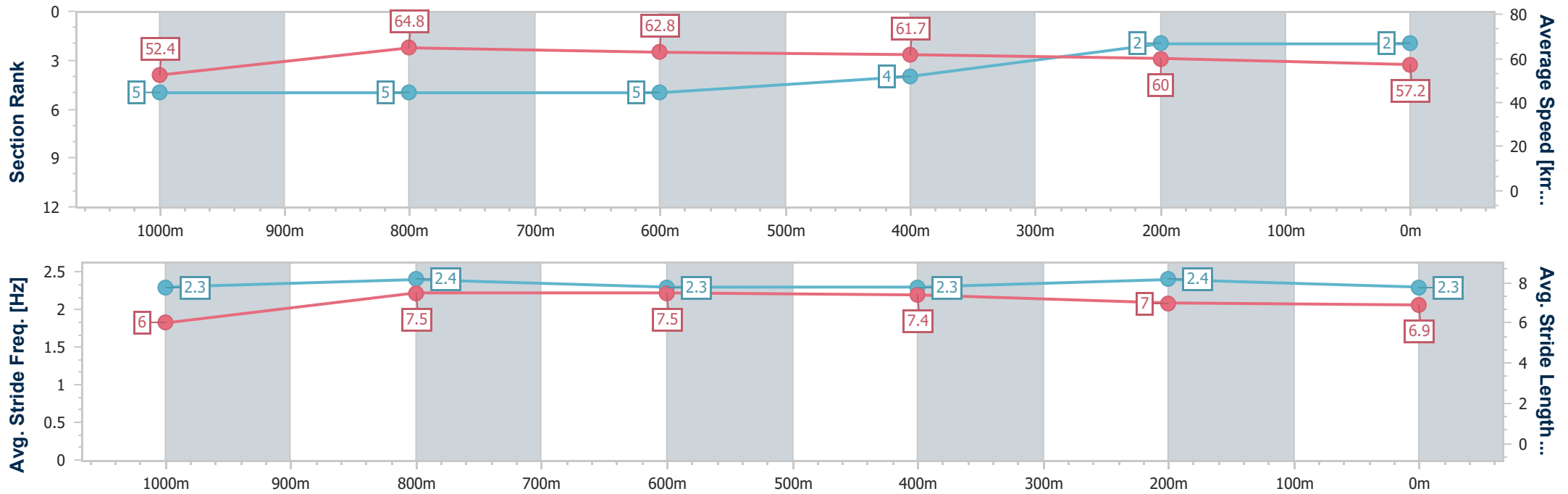


Ladbrokes Cannon Park QLD Professional
 Race 2: NORWELD AUSTRALIA QTIS Three-Year-Old Maiden
 Handicap - 1250m
 01 August 2024 - 13:26



Track Rating: Soft 6, Weather: Overcast, Rail Position: +1.5 Entire

Section	Overall	1000m	800m	600m	400m	200m
Section Times	1:16.29 [2] (0:17.05)	0:59.24 [5] (0:11.02)	0:48.22 [5] (0:11.51)	0:36.71 [5] (0:11.89)	0:24.82 [4] (0:12.27)	0:12.55 [2] (0:12.55)
Average Speed [km/h]	52.4	64.8	62.8	61.7	60.0	57.2
Top Speed [km/h]	67.1	65.9	64.3	64.3	60.9	59.6
Avg. Dist. to Rail [m]	2.4	1.4	2.4	3.5	6.4	6.0
Avg. Stride Freq. [Hz]	2.3	2.4	2.3	2.3	2.4	2.3
Avg. Stride Length [m]	6.0	7.5	7.5	7.4	7.0	6.9



- [] Ranking at each section and finish
- .-.- No data available at this section
- NA No data available



Horse/Jockey Name	Mr Grumbler
Final Rank	3
Fastest Section Time (Section)	0:11.03 (1000m)
Top Speed [km/h] (Section)	70.5 (Overall)
Race State	Finished



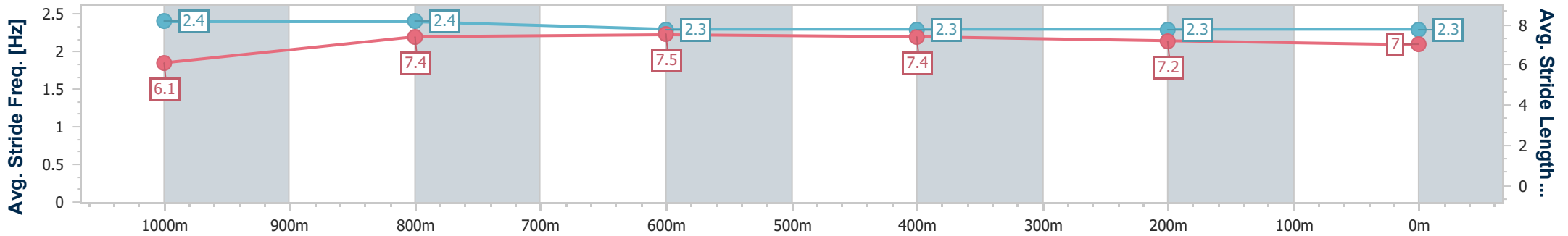
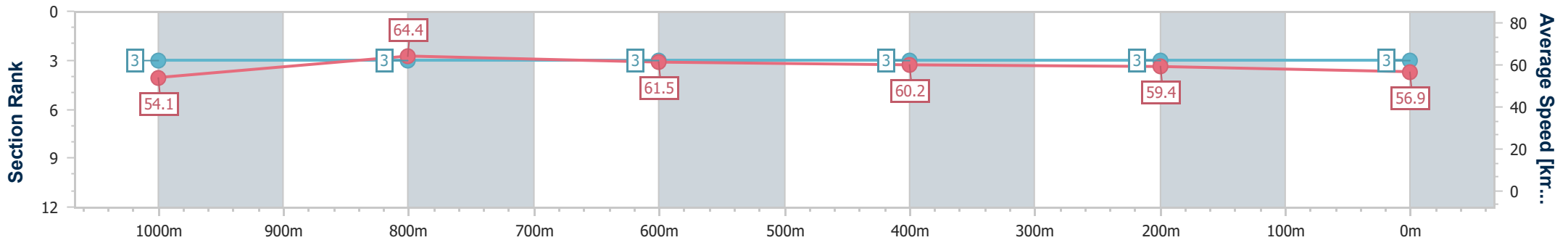
Ladbrokes Cannon Park QLD Professional
 Race 2: NORWELD AUSTRALIA QTIS Three-Year-Old Maiden
 Handicap - 1250m

01 August 2024 - 13:26

Track Rating: Soft 6, Weather: Overcast, Rail Position: +1.5 Entire



Section	Overall	1000m	800m	600m	400m	200m
Section Times	1:16.35 [3] (0:16.53)	0:59.82 [3] (0:11.03)	0:48.79 [3] (0:11.73)	0:37.06 [3] (0:12.13)	0:24.93 [3] (0:12.32)	0:12.61 [3] (0:12.61)
Average Speed [km/h]	54.1	64.4	61.5	60.2	59.4	56.9
Top Speed [km/h]	70.5	67.1	63.0	62.3	60.1	58.5
Avg. Dist. to Rail [m]	3.5	1.7	1.0	2.3	5.0	5.2
Avg. Stride Freq. [Hz]	2.4	2.4	2.3	2.3	2.3	2.3
Avg. Stride Length [m]	6.1	7.4	7.5	7.4	7.2	7.0



- [] Ranking at each section and finish
- .-.- No data available at this section
- NA No data available



Horse/Jockey Name	Mishani Opal
Final Rank	4
Fastest Section Time (Section)	0:11.10 (1000m)
Top Speed [km/h] (Section)	66.1 (Overall)
Race State	Finished

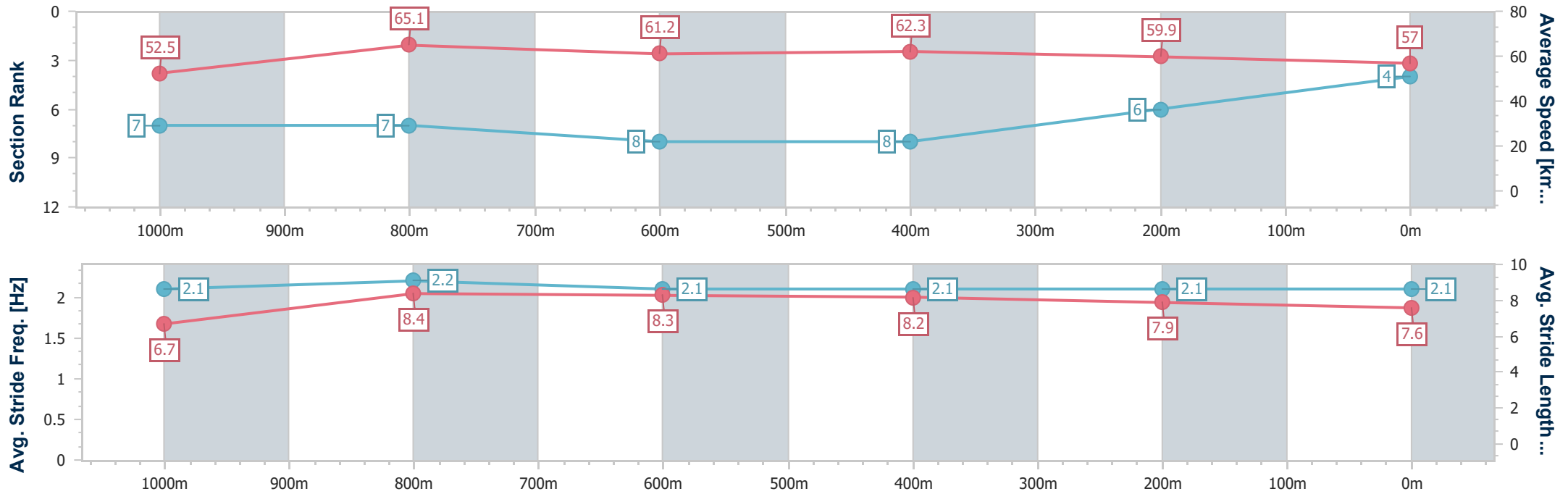


Ladbrokes Cannon Park QLD Professional
 Race 2: NORWELD AUSTRALIA QTIS Three-Year-Old Maiden
 Handicap - 1250m
 01 August 2024 - 13:26



Track Rating: Soft 6, Weather: Overcast, Rail Position: +1.5 Entire

Section	Overall	1000m	800m	600m	400m	200m
Section Times	1:16.57 [4] (0:17.09)	0:59.48 [7] (0:11.10)	0:48.38 [7] (0:11.73)	0:36.65 [8] (0:11.78)	0:24.87 [8] (0:12.25)	0:12.62 [6] (0:12.62)
Average Speed [km/h]	52.5	65.1	61.2	62.3	59.9	57.0
Top Speed [km/h]	66.1	66.1	64.4	64.7	61.3	59.2
Avg. Dist. to Rail [m]	2.2	0.6	1.2	2.7	5.7	3.6
Avg. Stride Freq. [Hz]	2.1	2.2	2.1	2.1	2.1	2.1
Avg. Stride Length [m]	6.7	8.4	8.3	8.2	7.9	7.6



- [] Ranking at each section and finish
- .-.- No data available at this section
- NA No data available



Horse/Jockey Name	Coachman
Final Rank	5
Fastest Section Time (Section)	0:11.16 (1000m)
Top Speed [km/h] (Section)	67.3 (Overall)
Race State	Finished

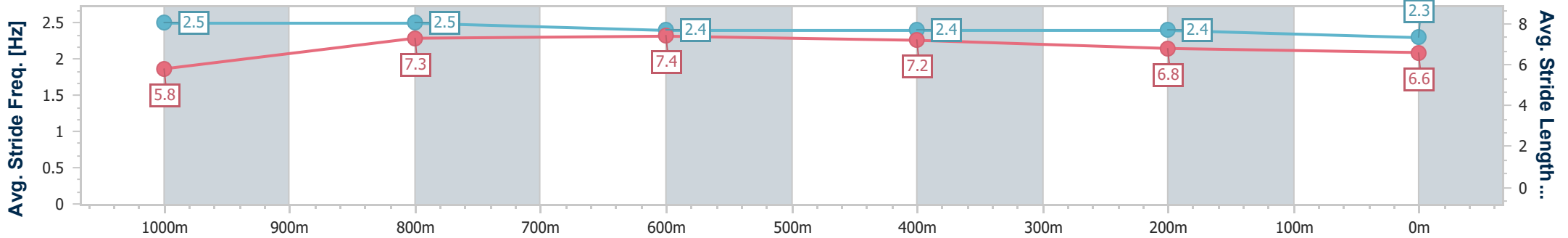
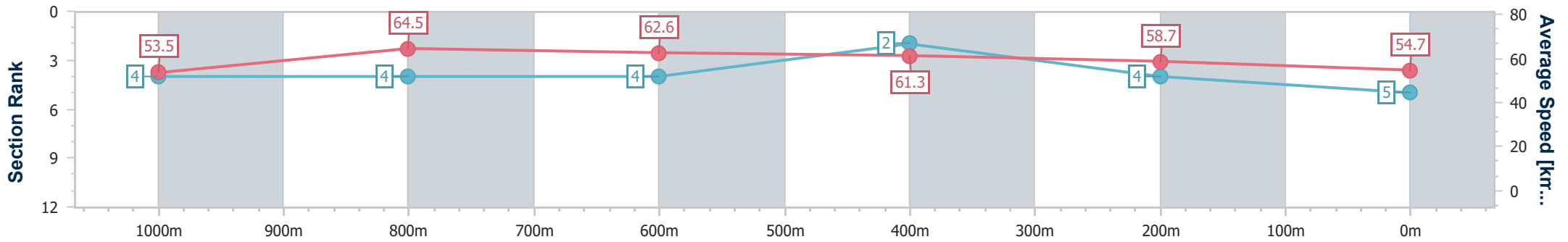


Ladbrokes Cannon Park QLD Professional
 Race 2: NORWELD AUSTRALIA QTIS Three-Year-Old Maiden
 Handicap - 1250m
 01 August 2024 - 13:26



Track Rating: Soft 6, Weather: Overcast, Rail Position: +1.5 Entire

Section	Overall	1000m	800m	600m	400m	200m
Section Times	1:16.98 [5] (0:16.76)	1:00.22 [4] (0:11.16)	0:49.06 [4] (0:11.56)	0:37.50 [4] (0:11.90)	0:25.60 [2] (0:12.46)	0:13.14 [4] (0:13.14)
Average Speed [km/h]	53.5	64.5	62.6	61.3	58.7	54.7
Top Speed [km/h]	67.3	66.2	63.1	63.4	59.5	57.1
Avg. Dist. to Rail [m]	2.5	0.9	1.5	2.0	6.2	7.1
Avg. Stride Freq. [Hz]	2.5	2.5	2.4	2.4	2.4	2.3
Avg. Stride Length [m]	5.8	7.3	7.4	7.2	6.8	6.6



- [] Ranking at each section and finish
- .-.- No data available at this section
- NA No data available



Horse/Jockey Name	Teleki
Final Rank	6
Fastest Section Time (Section)	0:10.86 (1000m)
Top Speed [km/h] (Section)	70.4 (Overall)
Race State	Finished



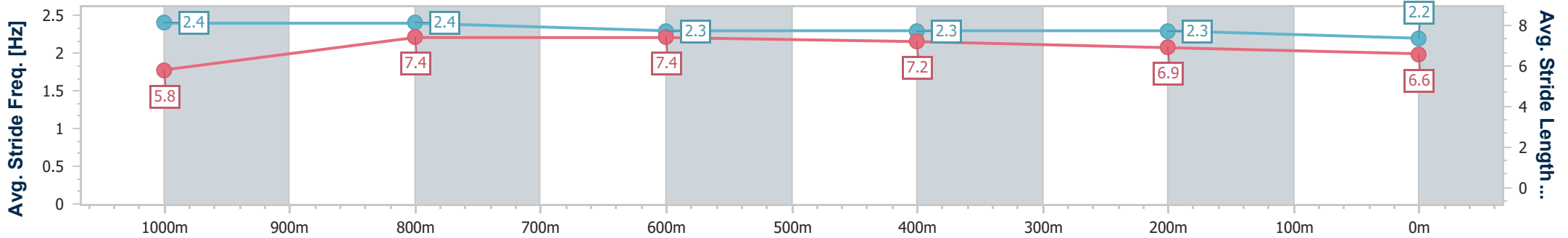
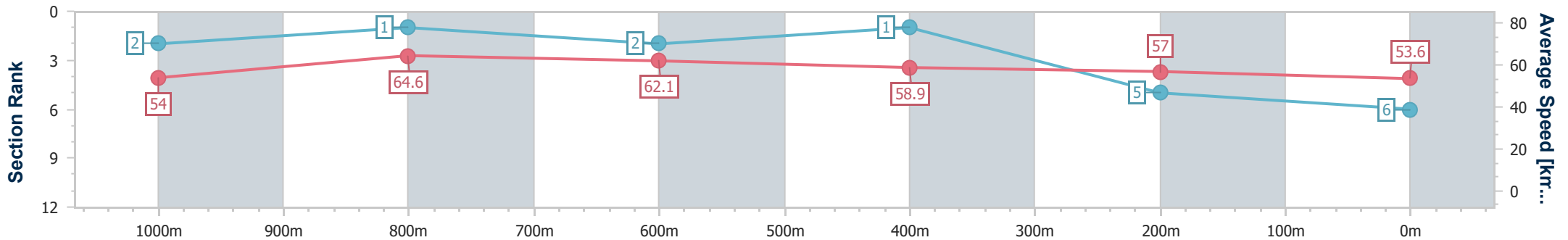
Ladbrokes Cannon Park QLD Professional
Race 2: NORWELD AUSTRALIA QTIS Three-Year-Old Maiden
Handicap - 1250m

01 August 2024 - 13:26

Track Rating: Soft 6, Weather: Overcast, Rail Position: +1.5 Entire



Section	Overall	1000m	800m	600m	400m	200m
Section Times	1:17.36 [6] (0:16.48)	1:00.88 [2] (0:10.86)	0:50.02 [1] (0:11.61)	0:38.41 [2] (0:12.23)	0:26.18 [1] (0:12.73)	0:13.45 [5] (0:13.45)
Average Speed [km/h]	54.0	64.6	62.1	58.9	57.0	53.6
Top Speed [km/h]	70.4	66.4	62.8	61.2	58.0	56.8
Avg. Dist. to Rail [m]	5.1	3.9	2.1	1.4	3.7	3.2
Avg. Stride Freq. [Hz]	2.4	2.4	2.3	2.3	2.3	2.2
Avg. Stride Length [m]	5.8	7.4	7.4	7.2	6.9	6.6



- [] Ranking at each section and finish
- .-.- No data available at this section
- NA No data available



Horse/Jockey Name	Heroic Nic
Final Rank	7
Fastest Section Time (Section)	0:11.11 (1000m)
Top Speed [km/h] (Section)	65.8 (1000m)
Race State	Finished

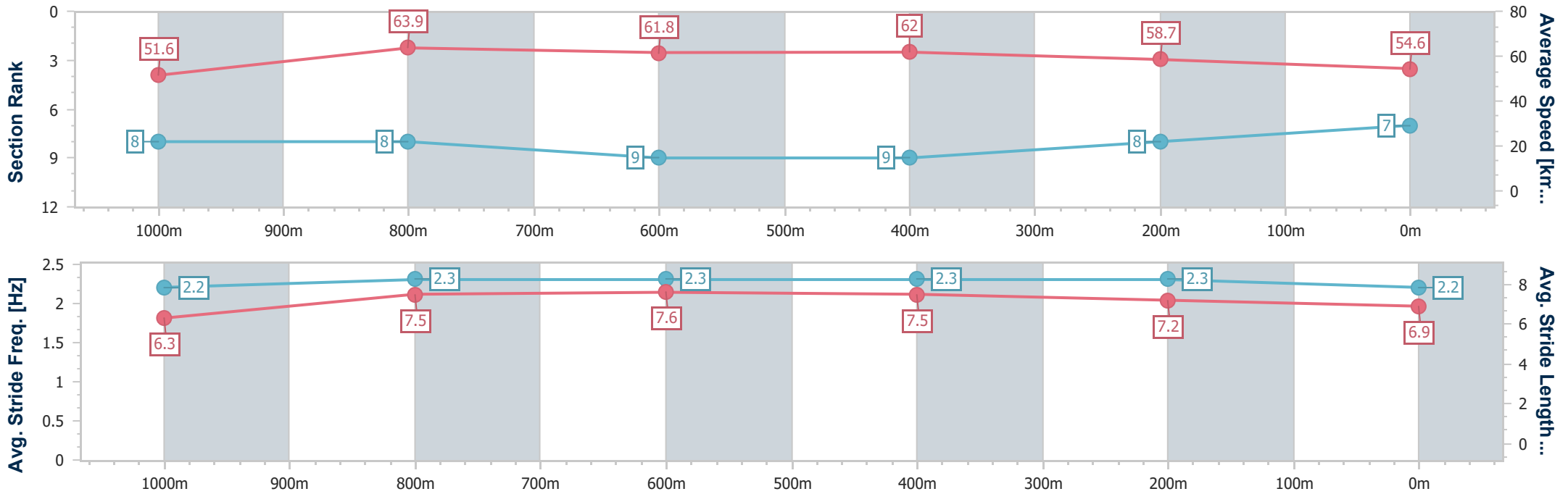


Ladbrokes Cannon Park QLD Professional
 Race 2: NORWELD AUSTRALIA QTIS Three-Year-Old Maiden
 Handicap - 1250m
 01 August 2024 - 13:26



Track Rating: Soft 6, Weather: Overcast, Rail Position: +1.5 Entire

Section	Overall	1000m	800m	600m	400m	200m
Section Times	1:17.37 [7] (0:17.32)	1:00.05 [8] (0:11.11)	0:48.94 [8] (0:11.64)	0:37.30 [9] (0:11.73)	0:25.57 [9] (0:12.39)	0:13.18 [8] (0:13.18)
Average Speed [km/h]	51.6	63.9	61.8	62.0	58.7	54.6
Top Speed [km/h]	65.2	65.8	63.3	63.2	60.0	57.7
Avg. Dist. to Rail [m]	3.3	1.7	0.3	1.6	3.5	5.0
Avg. Stride Freq. [Hz]	2.2	2.3	2.3	2.3	2.3	2.2
Avg. Stride Length [m]	6.3	7.5	7.6	7.5	7.2	6.9



- [] Ranking at each section and finish
- .-.- No data available at this section
- NA No data available



Horse/Jockey Name	The General Talks
Final Rank	8
Fastest Section Time (Section)	0:11.04 (1000m)
Top Speed [km/h] (Section)	67.9 (Overall)
Race State	Finished



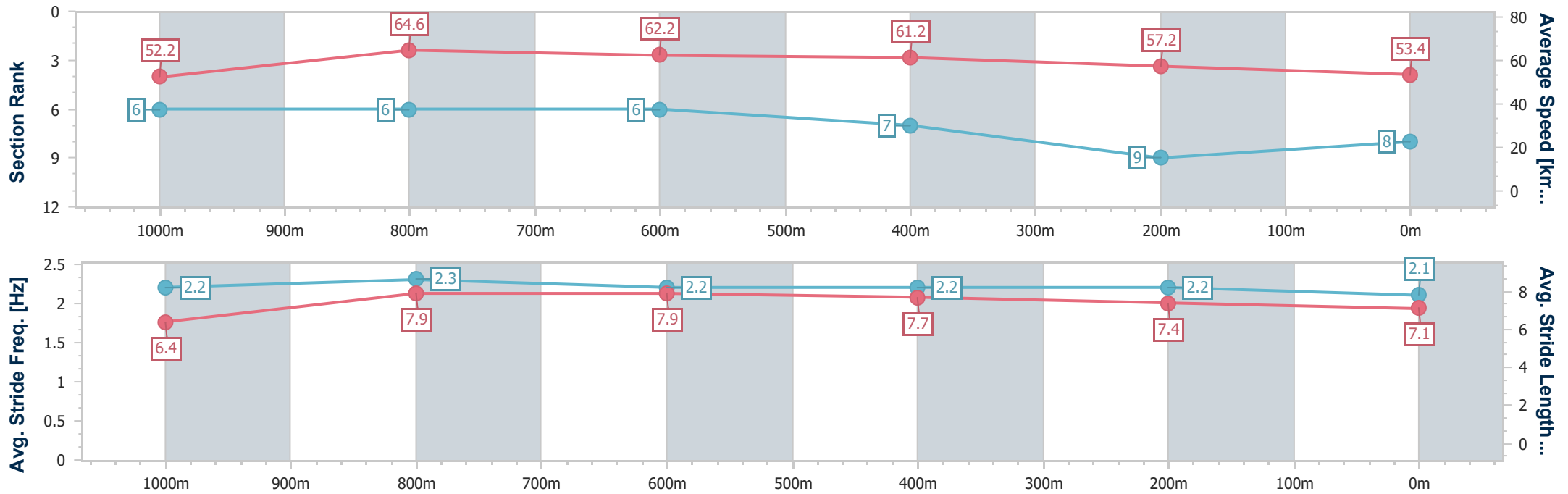
Ladbrokes Cannon Park QLD Professional
 Race 2: NORWELD AUSTRALIA QTIS Three-Year-Old Maiden
 Handicap - 1250m

01 August 2024 - 13:26

Track Rating: Soft 6, Weather: Overcast, Rail Position: +1.5 Entire



Section	Overall	1000m	800m	600m	400m	200m
Section Times	1:17.94 [8] (0:17.06)	1:00.88 [6] (0:11.04)	0:49.84 [6] (0:11.59)	0:38.25 [6] (0:11.92)	0:26.33 [7] (0:12.84)	0:13.49 [9] (0:13.49)
Average Speed [km/h]	52.2	64.6	62.2	61.2	57.2	53.4
Top Speed [km/h]	67.9	66.4	65.2	63.6	58.0	56.0
Avg. Dist. to Rail [m]	3.0	1.5	0.6	2.1	5.9	6.2
Avg. Stride Freq. [Hz]	2.2	2.3	2.2	2.2	2.2	2.1
Avg. Stride Length [m]	6.4	7.9	7.9	7.7	7.4	7.1



- [] Ranking at each section and finish
- .-.- No data available at this section
- NA No data available



Horse/Jockey Name	Secret Boom
Final Rank	9
Fastest Section Time (Section)	0:11.16 (1000m)
Top Speed [km/h] (Section)	65.9 (1000m)
Race State	Finished



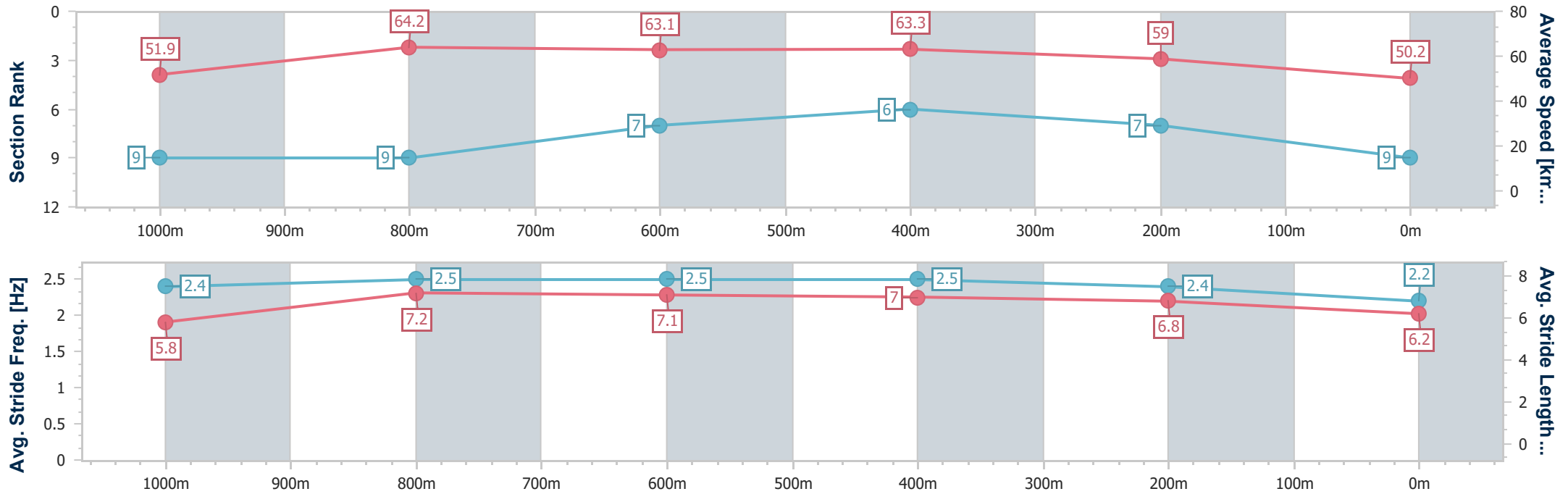
Ladbrokes Cannon Park QLD Professional
 Race 2: NORWELD AUSTRALIA QTIS Three-Year-Old Maiden
 Handicap - 1250m

01 August 2024 - 13:26

Track Rating: Soft 6, Weather: Overcast, Rail Position: +1.5 Entire



Section	Overall	1000m	800m	600m	400m	200m
Section Times	1:18.33 [9] (0:17.32)	1:01.01 [9] (0:11.16)	0:49.85 [9] (0:11.40)	0:38.45 [7] (0:11.71)	0:26.74 [6] (0:12.42)	0:14.32 [7] (0:14.32)
Average Speed [km/h]	51.9	64.2	63.1	63.3	59.0	50.2
Top Speed [km/h]	65.6	65.9	64.0	65.4	61.1	56.6
Avg. Dist. to Rail [m]	2.9	1.4	2.7	4.2	7.5	8.2
Avg. Stride Freq. [Hz]	2.4	2.5	2.5	2.5	2.4	2.2
Avg. Stride Length [m]	5.8	7.2	7.1	7.0	6.8	6.2



- [] Ranking at each section and finish
- .-.- No data available at this section
- NA No data available



Horse/Jockey Name	Good 'N' Devine
Final Rank	10
Fastest Section Time (Section)	0:11.21 (1000m)
Top Speed [km/h] (Section)	70.0 (Overall)
Race State	Finished

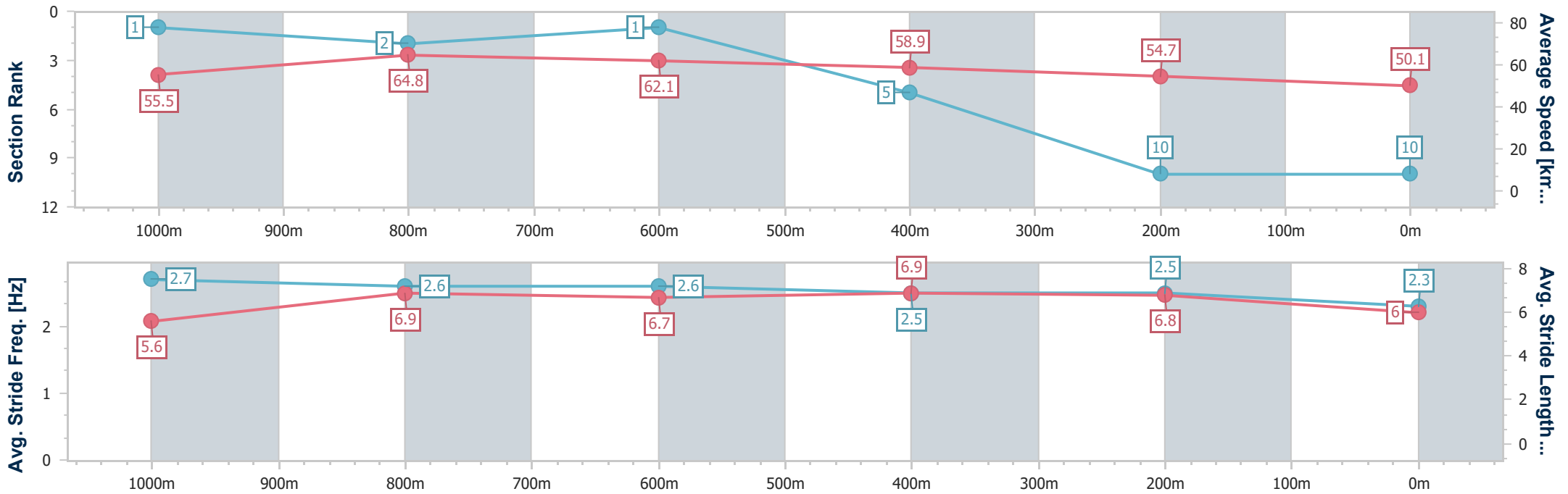


Ladbrokes Cannon Park QLD Professional
 Race 2: NORWELD AUSTRALIA QTIS Three-Year-Old Maiden
 Handicap - 1250m
 01 August 2024 - 13:26



Track Rating: Soft 6, Weather: Overcast, Rail Position: +1.5 Entire

Section	Overall	1000m	800m	600m	400m	200m
Section Times	1:19.20 [10] (0:16.13)	1:03.07 [1] (0:11.21)	0:51.86 [2] (0:11.58)	0:40.28 [1] (0:12.58)	0:27.70 [5] (0:13.30)	0:14.40 [10] (0:14.40)
Average Speed [km/h]	55.5	64.8	62.1	58.9	54.7	50.1
Top Speed [km/h]	70.0	67.4	62.9	61.0	56.1	53.2
Avg. Dist. to Rail [m]	1.9	3.0	3.0	4.6	4.0	5.5
Avg. Stride Freq. [Hz]	2.7	2.6	2.6	2.5	2.5	2.3
Avg. Stride Length [m]	5.6	6.9	6.7	6.9	6.8	6.0



- [] Ranking at each section and finish
- .-.- No data available at this section
- NA No data available



Ladbrokes Cannon Park QLD Professional

Race 3: HOLMES COMMERCIAL REAL ESTATE Maiden Handicap - 1400m

01 August 2024 - 14:06



Track Rating: Soft 6, Weather: Overcast, Rail Position: +1.5 Entire

Section		Overall	1200m	1000m	800m	600m	400m	Last 600m				
Field Times		1:27.36 (0:14.68)	1:12.68 (0:10.82)	1:01.86 (0:12.09)	0:49.77 (0:12.84)	0:36.93 (0:12.19)	0:24.74 (0:12.31)	0:36.93				
Rank	TAB Horse/Jockey	Barrier	Top Speed [km/h]	Fastest Section						Distance Travelled [m]		
1	3 DEER HUNTER Lacey Morrison	7	67.8	0:11.01	1:27.36 [1] (0:14.94)	1:12.42 [4] (0:11.01)	1:01.41 [4] (0:12.24)	0:49.17 [5] (0:12.62)	0:36.55 [4] (0:12.15)	0:24.40 [4] (0:12.10)	0:36.55	
2	1 PELSAERT Nathan Day	5	68.1	0:10.60	1:27.48 [2] (0:14.90)	1:12.58 [2] (0:10.60)	1:01.98 [1] (0:12.09)	0:49.89 [1] (0:12.84)	0:37.05 [1] (0:12.19)	0:24.86 [1] (0:12.31)	0:37.05	-5
3	4 POWER SHOW Tyler Leslight	3	68.6	0:11.03	1:27.59 [3] (0:15.01)	1:12.58 [5] (0:11.03)	1:01.55 [5] (0:12.02)	0:49.53 [3] (0:13.00)	0:36.53 [7] (0:12.06)	0:24.47 [6] (0:11.98)	0:36.53	-9
4	7 QUEENBEEL Chelsea Jokic	6	69.4	0:10.86	1:27.71 [4] (0:14.93)	1:12.78 [3] (0:10.86)	1:01.92 [3] (0:12.36)	0:49.56 [4] (0:12.48)	0:37.08 [3] (0:12.22)	0:24.86 [3] (0:12.39)	0:37.08	+2
5	2 RUN FREDDIE RUN Ryan Wiggins	8	67.6	0:10.92	1:27.75 [5] (0:14.68)	1:13.07 [1] (0:10.92)	1:02.15 [2] (0:12.40)	0:49.75 [2] (0:12.59)	0:37.16 [2] (0:12.17)	0:24.99 [2] (0:12.50)	0:37.16	+7
6	5 MISS FARSTAR Jackson Murphy	4	67.2	0:10.99	1:28.06 [6] (0:15.22)	1:12.84 [6] (0:10.99)	1:01.85 [6] (0:12.20)	0:49.65 [6] (0:12.40)	0:37.25 [4] (0:12.30)	0:24.95 [5] (0:12.37)	0:37.25	+3
7	6 BOOGIEWITHMAHBABY Zac Sprie	2	69.6	0:10.60	1:28.80 [7] (0:15.83)	1:12.97 [8] (0:10.60)	1:02.37 [7] (0:12.12)	0:50.25 [8] (0:12.45)	0:37.80 [6] (0:12.33)	0:25.47 [7] (0:12.56)	0:37.80	-1
8	8 STILLWATER Nathan Thomas	1	69.5	0:10.78	1:31.01 [8] (0:15.72)	1:15.29 [7] (0:10.78)	1:04.51 [8] (0:12.04)	0:52.47 [7] (0:12.74)	0:39.73 [8] (0:12.42)	0:27.31 [8] (0:13.05)	0:39.73	-3

[] Ranking at each section and finish
 -:-:- No data available at this section
 NA No data available

SCN Saddle cloth number
 DNF Did not finish
 DNT Did not track



Ladbrokes Cannon Park QLD Professional

Race 3: HOLMES COMMERCIAL REAL ESTATE Maiden Handicap - 1400m

01 August 2024 - 14:06



Track Rating: Soft 6, Weather: Overcast, Rail Position: +1.5 Entire

Section							200m			Last 600m
Field Times							0:12.43 (0:12.43)			0:36.93
Rank	TAB	Horse/Jockey	Barrier	Top Speed [km/h]	Fastest Section	Margin			Distance Travelled [m]	
1	3	DEER HUNTER Lacey Morrison	7	67.8 Overall	0:11.01 1200m	0:12.30 [2] (0:12.30)	1:27.36		0:36.55	
2	1	PELSAERT Nathan Day	5	68.1 1200m	0:10.60 1200m	0:12.55 [1] (0:12.55)	0.7L		0:37.05 -5	
3	4	POWER SHOW Tyler Leslight	3	68.6 Overall	0:11.03 1200m	0:12.49 [3] (0:12.49)	1.3L		0:36.53 -9	
4	7	QUEENBEEL Chelsea Jokic	6	69.4 Overall	0:10.86 1200m	0:12.47 [4] (0:12.47)	2.05L		0:37.08 +2	
5	2	RUN FREDDIE RUN Ryan Wiggins	8	67.6 1200m	0:10.92 1200m	0:12.49 [5] (0:12.49)	2.25L		0:37.16 +7	
6	5	MISS FARSTAR Jackson Murphy	4	67.2 Overall	0:10.99 1200m	0:12.58 [6] (0:12.58)	4.08L		0:37.25 +3	
7	6	BOOGIEWITHMAHBABY Zac Sprie	2	69.6 Overall	0:10.60 1200m	0:12.91 [7] (0:12.91)	8.42L		0:37.80 -1	
8	8	STILLWATER Nathan Thomas	1	69.5 1200m	0:10.78 1200m	0:14.26 [8] (0:14.26)	21.43L		0:39.73 -3	

[] Ranking at each section and finish
 -:-:- No data available at this section
 NA No data available

SCN Saddle cloth number
 DNF Did not finish
 DNT Did not track



Horse/Jockey Name	Deer Hunter
Final Rank	1
Fastest Section Time (Section)	0:11.01 (1200m)
Top Speed [km/h] (Section)	67.8 (Overall)
Race State	Finished



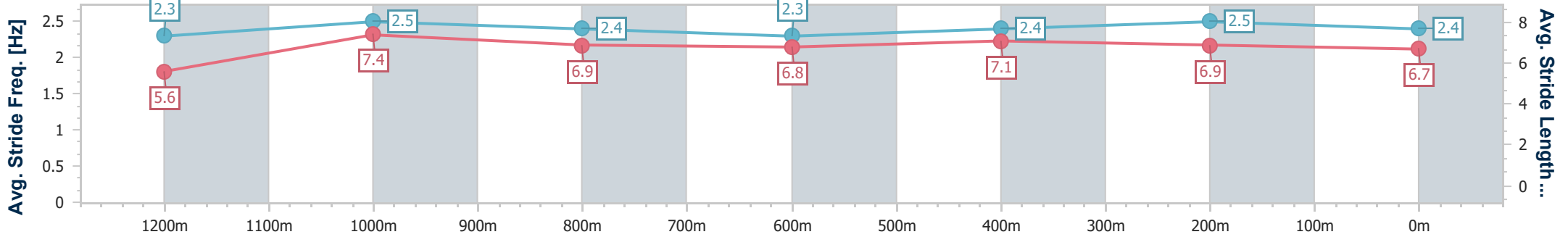
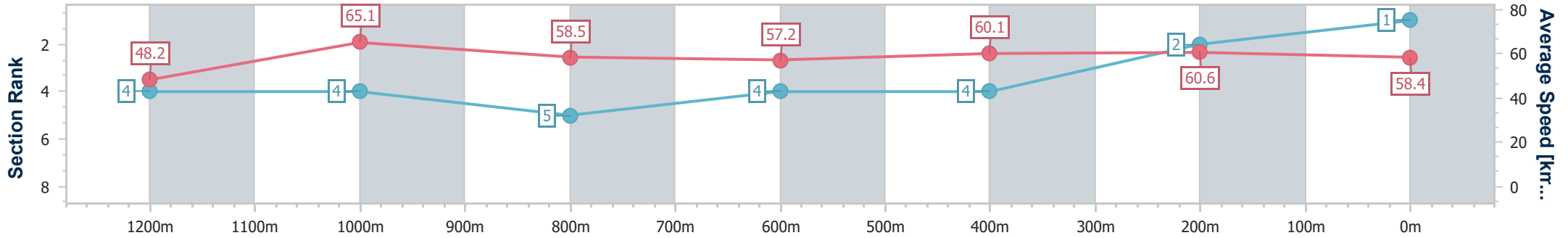
Ladbrokes Cannon Park QLD Professional
Race 3: HOLMES COMMERCIAL REAL ESTATE Maiden
Handicap - 1400m

01 August 2024 - 14:06

Track Rating: Soft 6, Weather: Overcast, Rail Position: +1.5 Entire



Section	Overall	1200m	1000m	800m	600m	400m	200m
Section Times	1:27.36 [1] (0:14.94)	1:12.42 [4] (0:11.01)	1:01.41 [4] (0:12.24)	0:49.17 [5] (0:12.62)	0:36.55 [4] (0:12.15)	0:24.40 [4] (0:12.10)	0:12.30 [2] (0:12.30)
Average Speed [km/h]	48.2	65.1	58.5	57.2	60.1	60.6	58.4
Top Speed [km/h]	67.8	66.2	63.2	60.5	61.0	62.7	59.8
Avg. Dist. to Rail [m]	5.4	2.4	0.5	0.5	2.0	7.2	8.6
Avg. Stride Freq. [Hz]	2.3	2.5	2.4	2.3	2.4	2.5	2.4
Avg. Stride Length [m]	5.6	7.4	6.9	6.8	7.1	6.9	6.7



- [] Ranking at each section and finish
- .-.- No data available at this section
- NA No data available



Horse/Jockey Name	Pelsaert
Final Rank	2
Fastest Section Time (Section)	0:10.60 (1200m)
Top Speed [km/h] (Section)	68.1 (1200m)
Race State	Finished



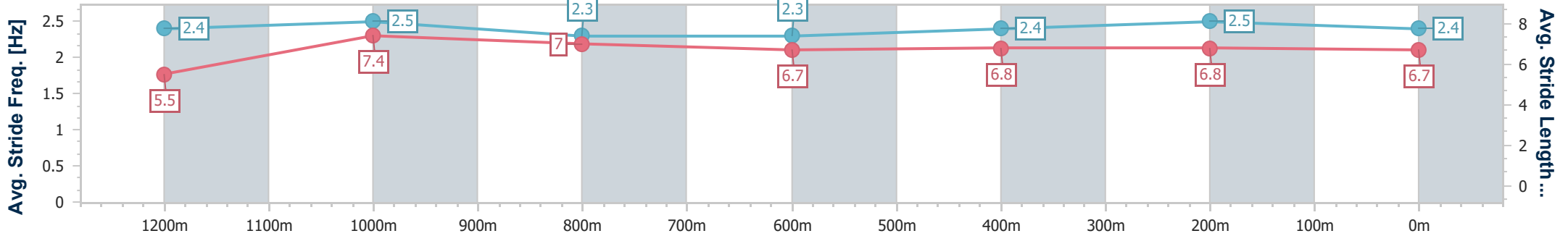
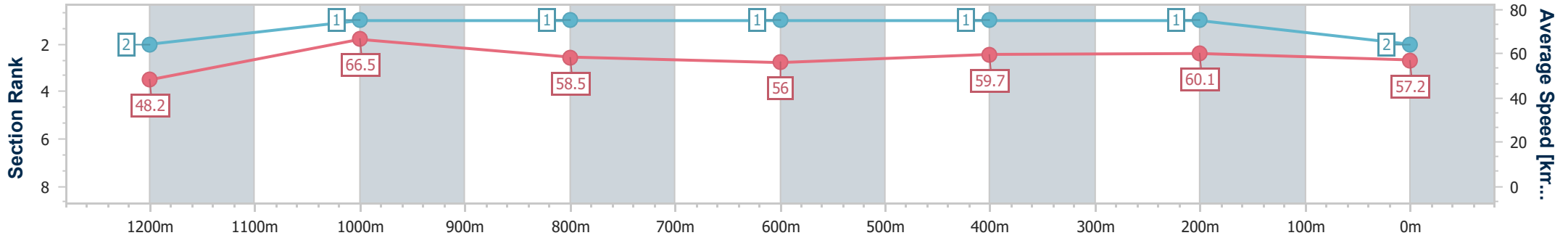
Ladbrokes Cannon Park QLD Professional
Race 3: HOLMES COMMERCIAL REAL ESTATE Maiden
Handicap - 1400m

01 August 2024 - 14:06

Track Rating: Soft 6, Weather: Overcast, Rail Position: +1.5 Entire



Section	Overall	1200m	1000m	800m	600m	400m	200m
Section Times	1:27.48 [2] (0:14.90)	1:12.58 [2] (0:10.60)	1:01.98 [1] (0:12.09)	0:49.89 [1] (0:12.84)	0:37.05 [1] (0:12.19)	0:24.86 [1] (0:12.31)	0:12.55 [1] (0:12.55)
Average Speed [km/h]	48.2	66.5	58.5	56.0	59.7	60.1	57.2
Top Speed [km/h]	67.9	68.1	63.2	57.8	61.5	61.2	59.4
Avg. Dist. to Rail [m]	7.7	6.1	2.3	0.5	2.0	9.2	10.0
Avg. Stride Freq. [Hz]	2.4	2.5	2.3	2.3	2.4	2.5	2.4
Avg. Stride Length [m]	5.5	7.4	7.0	6.7	6.8	6.8	6.7



- [] Ranking at each section and finish
- .-.- No data available at this section
- NA No data available



Horse/Jockey Name	Power Show
Final Rank	3
Fastest Section Time (Section)	0:11.03 (1200m)
Top Speed [km/h] (Section)	68.6 (Overall)
Race State	Finished

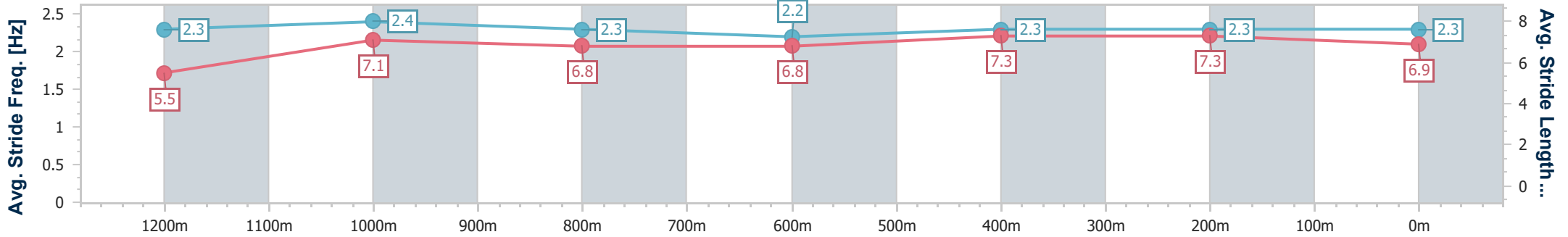
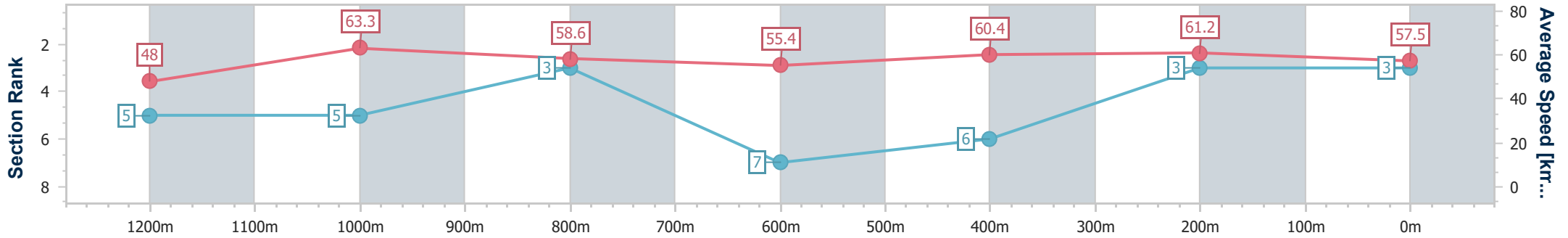


Ladbrokes Cannon Park QLD Professional
 Race 3: HOLMES COMMERCIAL REAL ESTATE Maiden
 Handicap - 1400m
 01 August 2024 - 14:06



Track Rating: Soft 6, Weather: Overcast, Rail Position: +1.5 Entire

Section	Overall	1200m	1000m	800m	600m	400m	200m
Section Times	1:27.59 [3] (0:15.01)	1:12.58 [5] (0:11.03)	1:01.55 [5] (0:12.02)	0:49.53 [3] (0:13.00)	0:36.53 [7] (0:12.06)	0:24.47 [6] (0:11.98)	0:12.49 [3] (0:12.49)
Average Speed [km/h]	48.0	63.3	58.6	55.4	60.4	61.2	57.5
Top Speed [km/h]	68.6	65.7	62.8	57.3	61.6	62.0	60.3
Avg. Dist. to Rail [m]	6.8	6.4	3.2	0.4	2.0	5.8	6.7
Avg. Stride Freq. [Hz]	2.3	2.4	2.3	2.2	2.3	2.3	2.3
Avg. Stride Length [m]	5.5	7.1	6.8	6.8	7.3	7.3	6.9



- [] Ranking at each section and finish
- .-.- No data available at this section
- NA No data available



Horse/Jockey Name	Queenbeel
Final Rank	4
Fastest Section Time (Section)	0:10.86 (1200m)
Top Speed [km/h] (Section)	69.4 (Overall)
Race State	Finished



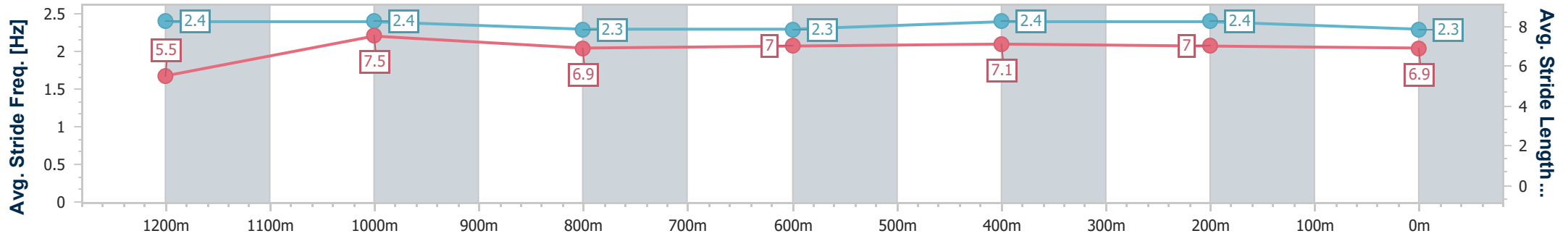
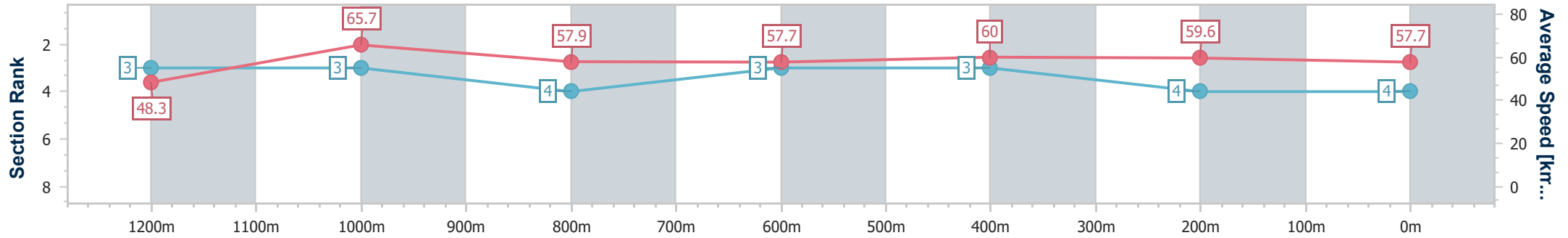
Ladbrokes Cannon Park QLD Professional
Race 3: HOLMES COMMERCIAL REAL ESTATE Maiden
Handicap - 1400m

01 August 2024 - 14:06

Track Rating: Soft 6, Weather: Overcast, Rail Position: +1.5 Entire



Section	Overall	1200m	1000m	800m	600m	400m	200m
Section Times	1:27.71 [4] (0:14.93)	1:12.78 [3] (0:10.86)	1:01.92 [3] (0:12.36)	0:49.56 [4] (0:12.48)	0:37.08 [3] (0:12.22)	0:24.86 [3] (0:12.39)	0:12.47 [4] (0:12.47)
Average Speed [km/h]	48.3	65.7	57.9	57.7	60.0	59.6	57.7
Top Speed [km/h]	69.4	69.0	64.9	59.8	61.4	60.7	60.0
Avg. Dist. to Rail [m]	6.1	1.5	0.9	0.4	2.6	10.1	10.8
Avg. Stride Freq. [Hz]	2.4	2.4	2.3	2.3	2.4	2.4	2.3
Avg. Stride Length [m]	5.5	7.5	6.9	7.0	7.1	7.0	6.9



- [] Ranking at each section and finish
- .-.- No data available at this section
- NA No data available



Horse/Jockey Name	Run Freddie Run
Final Rank	5
Fastest Section Time (Section)	0:10.92 (1200m)
Top Speed [km/h] (Section)	67.6 (1200m)
Race State	Finished



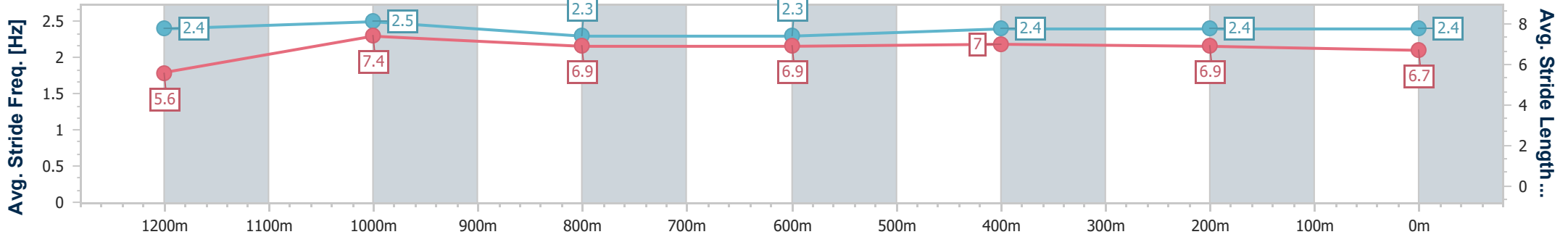
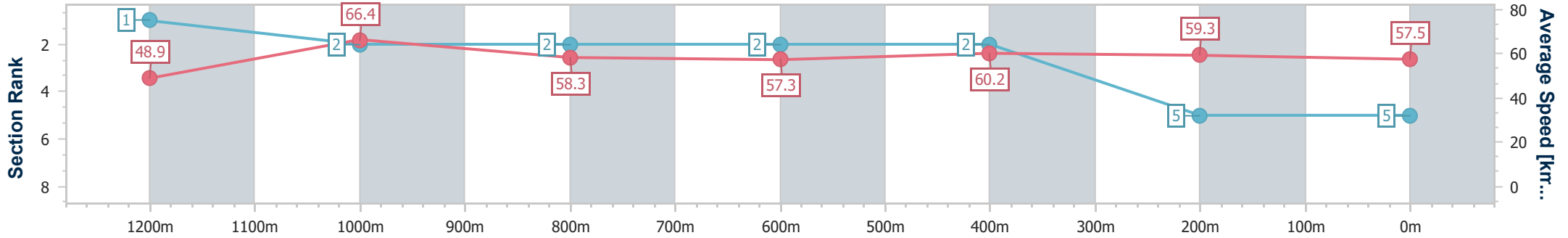
Ladbrokes Cannon Park QLD Professional
Race 3: HOLMES COMMERCIAL REAL ESTATE Maiden
Handicap - 1400m

01 August 2024 - 14:06

Track Rating: Soft 6, Weather: Overcast, Rail Position: +1.5 Entire



Section	Overall	1200m	1000m	800m	600m	400m	200m
Section Times	1:27.75 [5] (0:14.68)	1:13.07 [1] (0:10.92)	1:02.15 [2] (0:12.40)	0:49.75 [2] (0:12.59)	0:37.16 [2] (0:12.17)	0:24.99 [2] (0:12.50)	0:12.49 [5] (0:12.49)
Average Speed [km/h]	48.9	66.4	58.3	57.3	60.2	59.3	57.5
Top Speed [km/h]	67.5	67.6	63.9	60.3	62.2	60.5	60.0
Avg. Dist. to Rail [m]	5.4	1.8	0.8	0.5	2.4	10.6	9.0
Avg. Stride Freq. [Hz]	2.4	2.5	2.3	2.3	2.4	2.4	2.4
Avg. Stride Length [m]	5.6	7.4	6.9	6.9	7.0	6.9	6.7



- [] Ranking at each section and finish
- .-.- No data available at this section
- NA No data available



Horse/Jockey Name	Miss Farstar
Final Rank	6
Fastest Section Time (Section)	0:10.99 (1200m)
Top Speed [km/h] (Section)	67.2 (Overall)
Race State	Finished



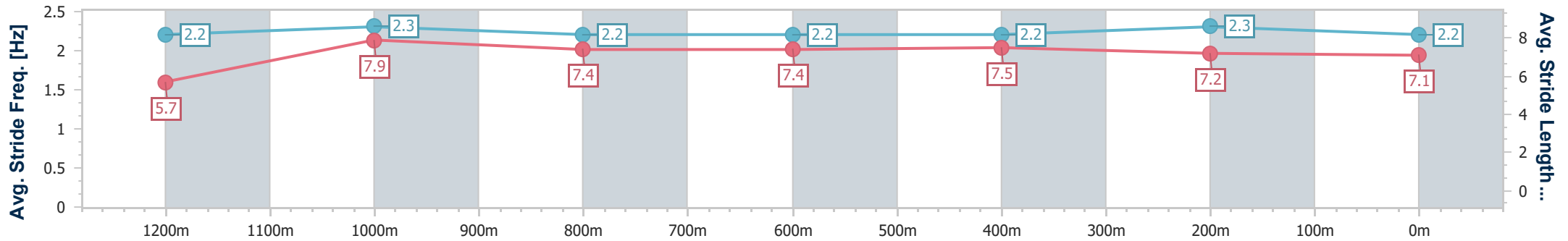
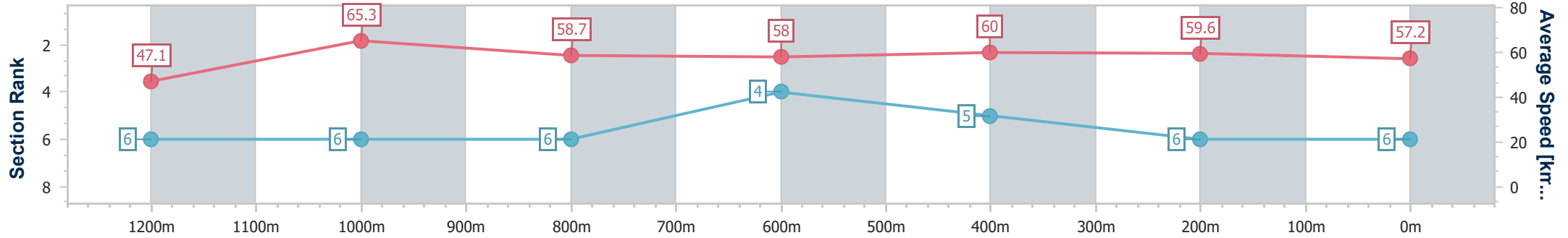
Ladbrokes Cannon Park QLD Professional
Race 3: HOLMES COMMERCIAL REAL ESTATE Maiden
Handicap - 1400m

01 August 2024 - 14:06

Track Rating: Soft 6, Weather: Overcast, Rail Position: +1.5 Entire



Section	Overall	1200m	1000m	800m	600m	400m	200m
Section Times	1:28.06 [6] (0:15.22)	1:12.84 [6] (0:10.99)	1:01.85 [6] (0:12.20)	0:49.65 [6] (0:12.40)	0:37.25 [4] (0:12.30)	0:24.95 [5] (0:12.37)	0:12.58 [6] (0:12.58)
Average Speed [km/h]	47.1	65.3	58.7	58.0	60.0	59.6	57.2
Top Speed [km/h]	67.2	66.5	63.5	60.1	60.8	60.2	59.8
Avg. Dist. to Rail [m]	4.8	0.8	0.7	0.5	3.1	10.4	11.6
Avg. Stride Freq. [Hz]	2.2	2.3	2.2	2.2	2.2	2.3	2.2
Avg. Stride Length [m]	5.7	7.9	7.4	7.4	7.5	7.2	7.1



- [] Ranking at each section and finish
- .-.- No data available at this section
- NA No data available



Horse/Jockey Name	Boogiewithmahbaby
Final Rank	7
Fastest Section Time (Section)	0:10.60 (1200m)
Top Speed [km/h] (Section)	69.6 (Overall)
Race State	Finished

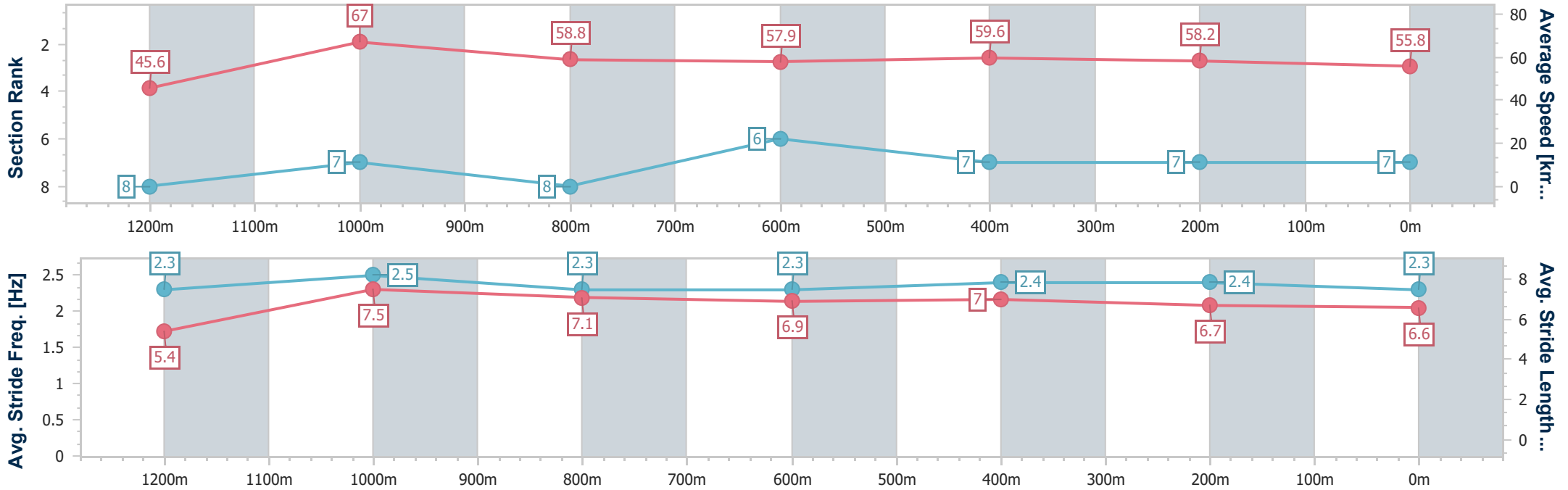


Ladbrokes Cannon Park QLD Professional
 Race 3: HOLMES COMMERCIAL REAL ESTATE Maiden
 Handicap - 1400m
 01 August 2024 - 14:06



Track Rating: Soft 6, Weather: Overcast, Rail Position: +1.5 Entire

Section	Overall	1200m	1000m	800m	600m	400m	200m
Section Times	1:28.80 [7] (0:15.83)	1:12.97 [8] (0:10.60)	1:02.37 [7] (0:12.12)	0:50.25 [8] (0:12.45)	0:37.80 [6] (0:12.33)	0:25.47 [7] (0:12.56)	0:12.91 [7] (0:12.91)
Average Speed [km/h]	45.6	67.0	58.8	57.9	59.6	58.2	55.8
Top Speed [km/h]	69.6	69.5	64.0	60.7	60.8	59.3	59.0
Avg. Dist. to Rail [m]	5.6	2.9	1.0	1.2	3.0	6.5	7.8
Avg. Stride Freq. [Hz]	2.3	2.5	2.3	2.3	2.4	2.4	2.3
Avg. Stride Length [m]	5.4	7.5	7.1	6.9	7.0	6.7	6.6



- [] Ranking at each section and finish
- .-.- No data available at this section
- NA No data available



Horse/Jockey Name	Stillwater
Final Rank	8
Fastest Section Time (Section)	0:10.78 (1200m)
Top Speed [km/h] (Section)	69.5 (1200m)
Race State	Finished



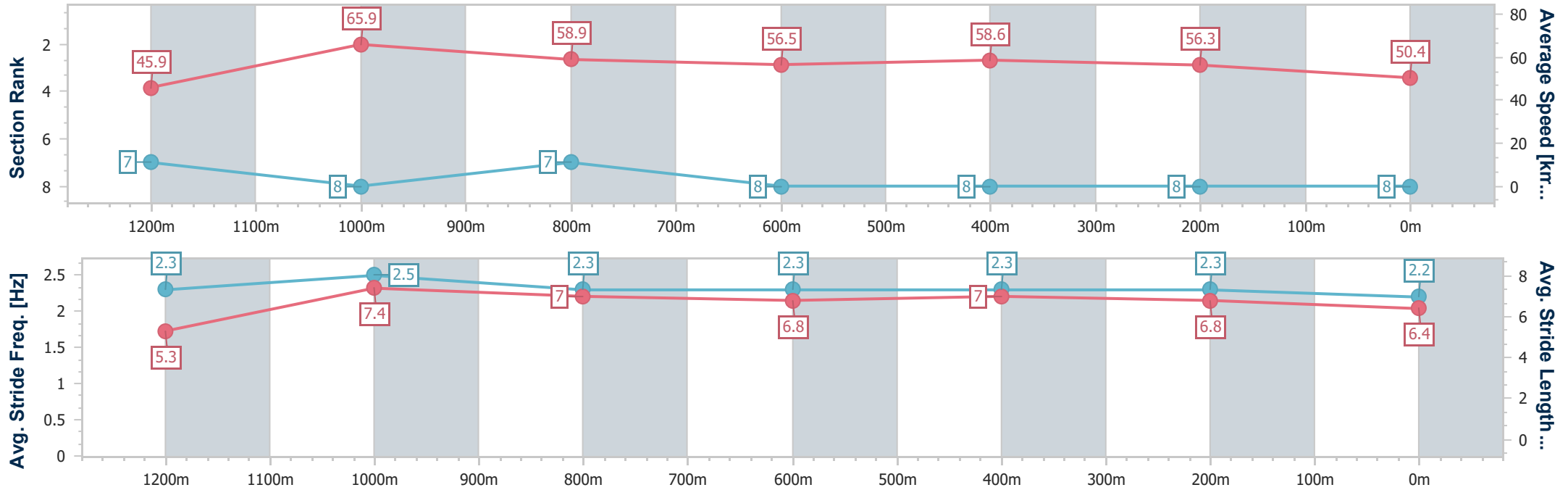
Ladbrokes Cannon Park QLD Professional
Race 3: HOLMES COMMERCIAL REAL ESTATE Maiden Handicap - 1400m

01 August 2024 - 14:06

Track Rating: Soft 6, Weather: Overcast, Rail Position: +1.5 Entire



Section	Overall	1200m	1000m	800m	600m	400m	200m
Section Times	1:31.01 [8] (0:15.72)	1:15.29 [7] (0:10.78)	1:04.51 [8] (0:12.04)	0:52.47 [7] (0:12.74)	0:39.73 [8] (0:12.42)	0:27.31 [8] (0:13.05)	0:14.26 [8] (0:14.26)
Average Speed [km/h]	45.9	65.9	58.9	56.5	58.6	56.3	50.4
Top Speed [km/h]	69.1	69.5	63.7	58.7	60.4	57.4	54.8
Avg. Dist. to Rail [m]	9.2	4.1	1.5	0.3	1.4	8.2	8.0
Avg. Stride Freq. [Hz]	2.3	2.5	2.3	2.3	2.3	2.3	2.2
Avg. Stride Length [m]	5.3	7.4	7.0	6.8	7.0	6.8	6.4



- [] Ranking at each section and finish
- .-.- No data available at this section
- NA No data available



Ladbrokes Cannon Park QLD Professional

Race 4: THE LAUNDRY EXPRESS OPEN Handicap - 1500m

01 August 2024 - 14:40



Track Rating: Soft 6, Weather: Overcast, Rail Position: +1.5 Entire

Section		Overall	1400m	1200m	1000m	800m	600m	400m	Last 600m				
Field Times		1:29.65 (0:08.04)	1:21.61 (0:10.43)	1:11.18 (0:10.55)	1:00.63 (0:11.63)	0:49.00 (0:11.61)	0:37.39 (0:12.34)	0:25.05 (0:12.38)	0:37.39				
Rank	TAB Horse/Jockey	Barrier	Top Speed [km/h]	Fastest Section	Distance Travelled [m]								
1	8 LAST ROYAL Lacey Morrison	1	70.0	0:08.17	1:29.65 [1] (0:08.17)	1:21.48 [2] (0:10.66)	1:10.82 [4] (0:10.51)	1:00.31 [3] (0:11.52)	0:48.79 [2] (0:11.67)	0:37.12 [2] (0:12.11)	0:25.01 [2] (0:12.41)	0:37.12	
2	2 PRIME RULER Justin Huxtable	5	69.1	0:08.29	1:29.72 [2] (0:08.29)	1:21.43 [6] (0:10.72)	1:10.71 [6] (0:10.76)	0:59.95 [5] (0:11.47)	0:48.48 [5] (0:11.62)	0:36.86 [6] (0:11.89)	0:24.97 [4] (0:12.23)	0:36.86	+0
3	1 BRILLIANT MIND Ryan Wiggins	2	71.6	0:08.27	1:29.93 [3] (0:08.27)	1:21.66 [5] (0:10.45)	1:11.21 [3] (0:10.59)	1:00.62 [2] (0:11.66)	0:48.96 [3] (0:11.65)	0:37.31 [3] (0:12.07)	0:25.24 [3] (0:12.38)	0:37.31	-6
4	5 TAVISTEEL Tyler Leslight	7	70.1	0:08.49	1:30.77 [4] (0:08.49)	1:22.28 [7] (0:10.63)	1:11.65 [7] (0:10.75)	1:00.90 [7] (0:11.42)	0:49.48 [6] (0:11.51)	0:37.97 [5] (0:12.04)	0:25.93 [5] (0:12.68)	0:37.97	+6
5	4 LOVE ON SUNDAY Chelsea Jokic	6	72.8	0:08.26	1:30.96 [5] (0:08.26)	1:22.70 [4] (0:10.21)	1:12.49 [1] (0:10.55)	1:01.94 [1] (0:11.63)	0:50.31 [1] (0:11.61)	0:38.70 [1] (0:12.34)	0:26.36 [1] (0:12.96)	0:38.70	+2
6	6 LOUD NOISE Zac Sprie	4	68.9	0:08.04	1:31.08 [6] (0:08.04)	1:23.04 [1] (0:10.67)	1:12.37 [2] (0:10.80)	1:01.57 [4] (0:11.59)	0:49.98 [4] (0:11.65)	0:38.33 [4] (0:12.13)	0:26.20 [6] (0:12.77)	0:38.33	+4
7	3 VALLEY OF DREAMS Jackson Murphy	3	69.3	0:08.20	1:31.66 [7] (0:08.20)	1:23.46 [3] (0:10.75)	1:12.71 [5] (0:10.86)	1:01.85 [6] (0:11.56)	0:50.29 [7] (0:11.76)	0:38.53 [7] (0:12.14)	0:26.39 [7] (0:12.88)	0:38.53	-8

Scratched: Trodair (#7)

[] Ranking at each section and finish
 -:-:- No data available at this section
 NA No data available

SCN Saddle cloth number
 DNF Did not finish
 DNT Did not track



Ladbrokes Cannon Park QLD Professional

Race 4: THE LAUNDRY EXPRESS OPEN Handicap - 1500m

01 August 2024 - 14:40



Track Rating: Soft 6, Weather: Overcast, Rail Position: +1.5 Entire

Section				200m				Last 600m	
Field Times				0:12.67 (0:12.67)				0:37.39	
Rank	TAB	Horse/Jockey	Barrier	Top Speed [km/h]	Fastest Section	Margin			Distance Travelled [m]
1	8	LAST ROYAL Lacey Morrison	1	70.0 1400m	0:08.17 Overall	0:12.60 [2] (0:12.60)	1:29.65		0:37.12
2	2	PRIME RULER Justin Huxtable	5	69.1 1400m	0:08.29 Overall	0:12.74 [1] (0:12.74)	0.39L		0:36.86 +0
3	1	BRILLIANT MIND Ryan Wiggins	2	71.6 1400m	0:08.27 Overall	0:12.86 [3] (0:12.86)	1.64L		0:37.31 -6
4	5	TAVISTEEL Tyler Leslight	7	70.1 1400m	0:08.49 Overall	0:13.25 [4] (0:13.25)	6.59L		0:37.97 +6
5	4	LOVE ON SUNDAY Chelsea Jokic	6	72.8 1400m	0:08.26 Overall	0:13.40 [5] (0:13.40)	7.68L		0:38.70 +2
6	6	LOUD NOISE Zac Sprie	4	68.9 1400m	0:08.04 Overall	0:13.43 [6] (0:13.43)	8.43L		0:38.33 +4
7	3	VALLEY OF DREAMS Jackson Murphy	3	69.3 1400m	0:08.20 Overall	0:13.51 [7] (0:13.51)	11.8L		0:38.53 -8

Scratched: Trodaire (#7)



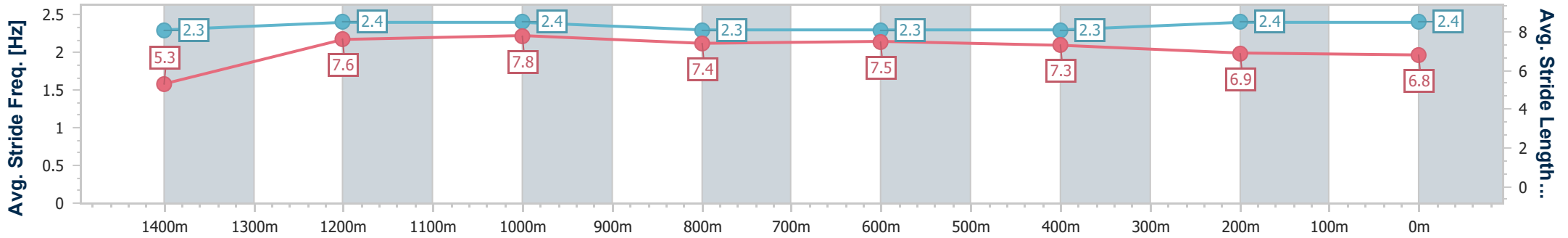
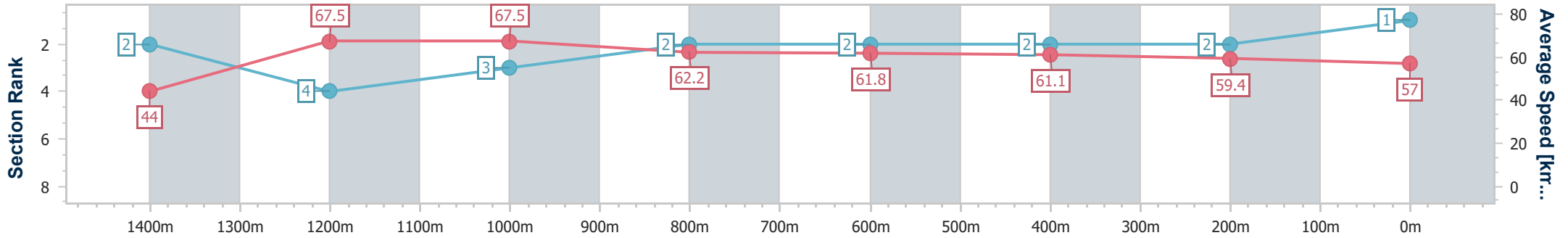
Horse/Jockey Name	Last Royal
Final Rank	1
Fastest Section Time (Section)	0:08.17 (Overall)
Top Speed [km/h] (Section)	70.0 (1400m)
Race State	Finished



Ladbrokes Cannon Park QLD Professional
 Race 4: THE LAUNDRY EXPRESS OPEN Handicap - 1500m
 01 August 2024 - 14:40
 Track Rating: Soft 6, Weather: Overcast, Rail Position: +1.5 Entire



Section	Overall	1400m	1200m	1000m	800m	600m	400m	200m
Section Times	1:29.65 [1] (0:08.17)	1:21.48 [2] (0:10.66)	1:10.82 [4] (0:10.51)	1:00.31 [3] (0:11.52)	0:48.79 [2] (0:11.67)	0:37.12 [2] (0:12.11)	0:25.01 [2] (0:12.41)	0:12.60 [2] (0:12.60)
Average Speed [km/h]	44.0	67.5	67.5	62.2	61.8	61.1	59.4	57.0
Top Speed [km/h]	63.6	70.0	69.3	64.0	62.3	62.6	60.9	60.6
Avg. Dist. to Rail [m]	5.3	6.3	5.3	2.3	4.0	4.3	9.1	8.5
Avg. Stride Freq. [Hz]	2.3	2.4	2.4	2.3	2.3	2.3	2.4	2.4
Avg. Stride Length [m]	5.3	7.6	7.8	7.4	7.5	7.3	6.9	6.8



- [] Ranking at each section and finish
- .-.- No data available at this section
- NA No data available



Horse/Jockey Name	Prime Ruler
Final Rank	2
Fastest Section Time (Section)	0:08.29 (Overall)
Top Speed [km/h] (Section)	69.1 (1400m)
Race State	Finished



Ladbrokes Cannon Park QLD Professional

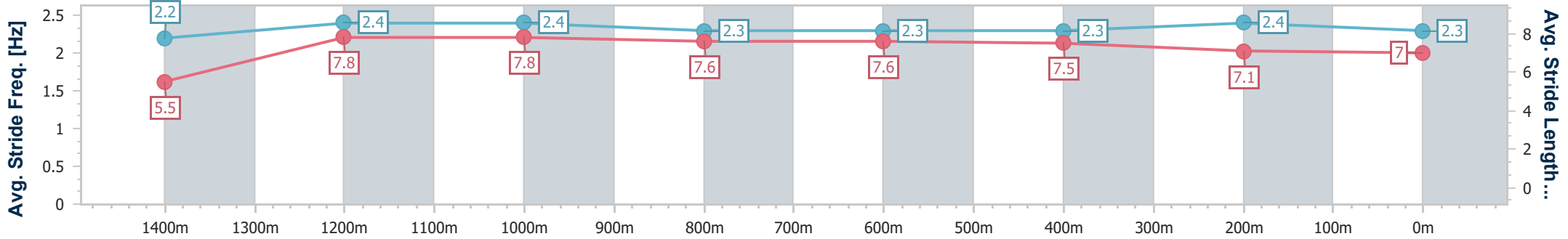
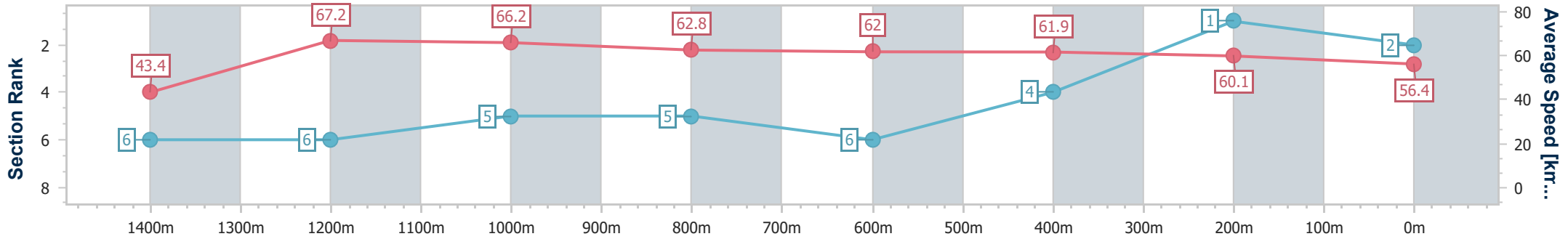
Race 4: THE LAUNDRY EXPRESS OPEN Handicap - 1500m

01 August 2024 - 14:40

Track Rating: Soft 6, Weather: Overcast, Rail Position: +1.5 Entire



Section	Overall	1400m	1200m	1000m	800m	600m	400m	200m
Section Times	1:29.72 [2] (0:08.29)	1:21.43 [6] (0:10.72)	1:10.71 [6] (0:10.76)	0:59.95 [5] (0:11.47)	0:48.48 [5] (0:11.62)	0:36.86 [6] (0:11.89)	0:24.97 [4] (0:12.23)	0:12.74 [1] (0:12.74)
Average Speed [km/h]	43.4	67.2	66.2	62.8	62.0	61.9	60.1	56.4
Top Speed [km/h]	62.0	69.1	68.3	64.5	63.3	62.8	61.2	59.4
Avg. Dist. to Rail [m]	2.4	0.9	1.6	1.3	2.9	3.0	8.6	9.2
Avg. Stride Freq. [Hz]	2.2	2.4	2.4	2.3	2.3	2.3	2.4	2.3
Avg. Stride Length [m]	5.5	7.8	7.8	7.6	7.6	7.5	7.1	7.0



- [] Ranking at each section and finish
- .-.- No data available at this section
- NA No data available



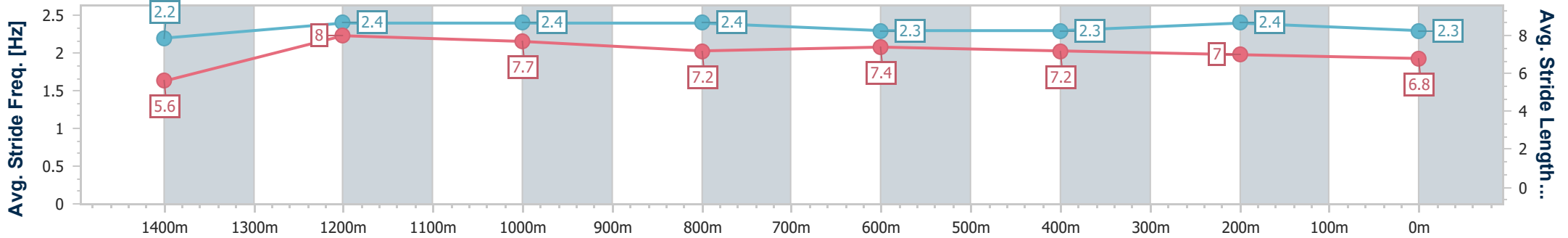
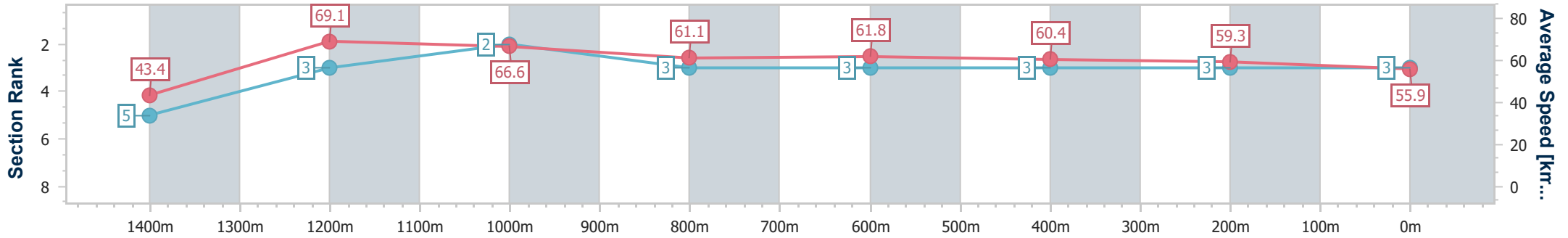
Horse/Jockey Name	Brilliant Mind
Final Rank	3
Fastest Section Time (Section)	0:08.27 (Overall)
Top Speed [km/h] (Section)	71.6 (1400m)
Race State	Finished



Ladbrokes Cannon Park QLD Professional
 Race 4: THE LAUNDRY EXPRESS OPEN Handicap - 1500m
 01 August 2024 - 14:40
 Track Rating: Soft 6, Weather: Overcast, Rail Position: +1.5 Entire



Section	Overall	1400m	1200m	1000m	800m	600m	400m	200m
Section Times	1:29.93 [3] (0:08.27)	1:21.66 [5] (0:10.45)	1:11.21 [3] (0:10.59)	1:00.62 [2] (0:11.66)	0:48.96 [3] (0:11.65)	0:37.31 [3] (0:12.07)	0:25.24 [3] (0:12.38)	0:12.86 [3] (0:12.86)
Average Speed [km/h]	43.4	69.1	66.6	61.1	61.8	60.4	59.3	55.9
Top Speed [km/h]	63.5	71.6	70.5	64.5	63.2	62.5	60.1	59.5
Avg. Dist. to Rail [m]	2.7	2.6	3.6	1.9	1.0	2.3	7.3	7.9
Avg. Stride Freq. [Hz]	2.2	2.4	2.4	2.4	2.3	2.3	2.4	2.3
Avg. Stride Length [m]	5.6	8.0	7.7	7.2	7.4	7.2	7.0	6.8



- [] Ranking at each section and finish
- .-.- No data available at this section
- NA No data available



Horse/Jockey Name	Tavisteel
Final Rank	4
Fastest Section Time (Section)	0:08.49 (Overall)
Top Speed [km/h] (Section)	70.1 (1400m)
Race State	Finished



Ladbrokes Cannon Park QLD Professional

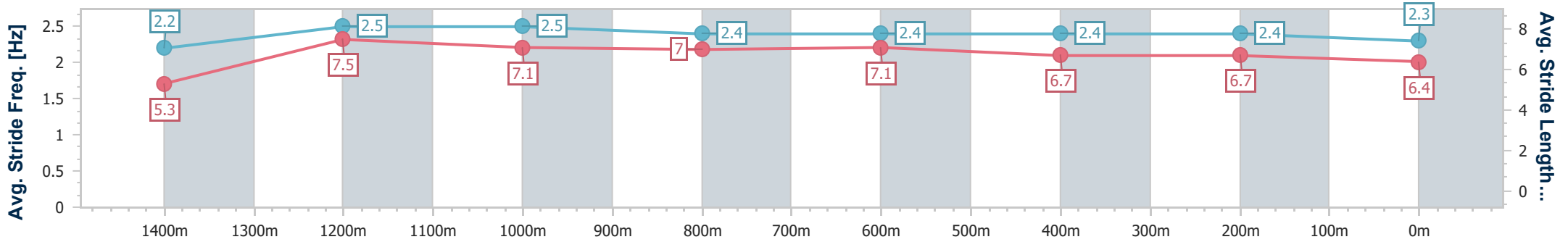
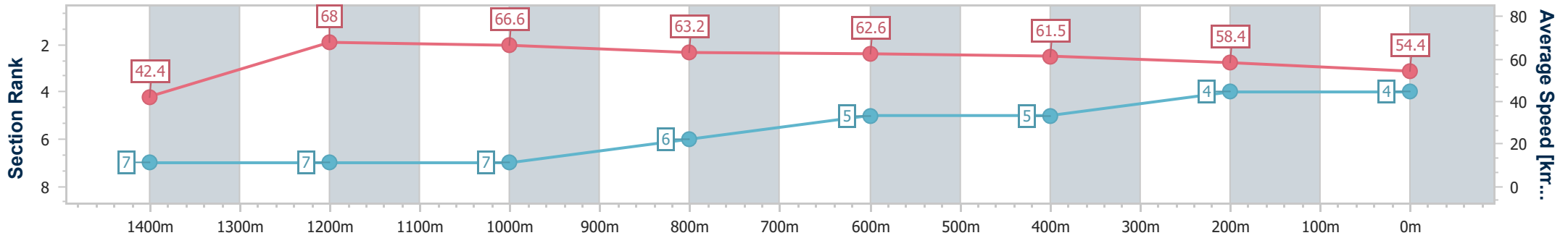
Race 4: THE LAUNDRY EXPRESS OPEN Handicap - 1500m

01 August 2024 - 14:40

Track Rating: Soft 6, Weather: Overcast, Rail Position: +1.5 Entire



Section	Overall	1400m	1200m	1000m	800m	600m	400m	200m
Section Times	1:30.77 [4] (0:08.49)	1:22.28 [7] (0:10.63)	1:11.65 [7] (0:10.75)	1:00.90 [7] (0:11.42)	0:49.48 [6] (0:11.51)	0:37.97 [5] (0:12.04)	0:25.93 [5] (0:12.68)	0:13.25 [4] (0:13.25)
Average Speed [km/h]	42.4	68.0	66.6	63.2	62.6	61.5	58.4	54.4
Top Speed [km/h]	62.5	70.1	69.2	64.9	63.6	63.4	59.4	56.7
Avg. Dist. to Rail [m]	4.6	1.9	0.5	1.0	3.1	4.0	12.0	13.3
Avg. Stride Freq. [Hz]	2.2	2.5	2.5	2.4	2.4	2.4	2.4	2.3
Avg. Stride Length [m]	5.3	7.5	7.1	7.0	7.1	6.7	6.7	6.4



- [] Ranking at each section and finish
- .-.- No data available at this section
- NA No data available



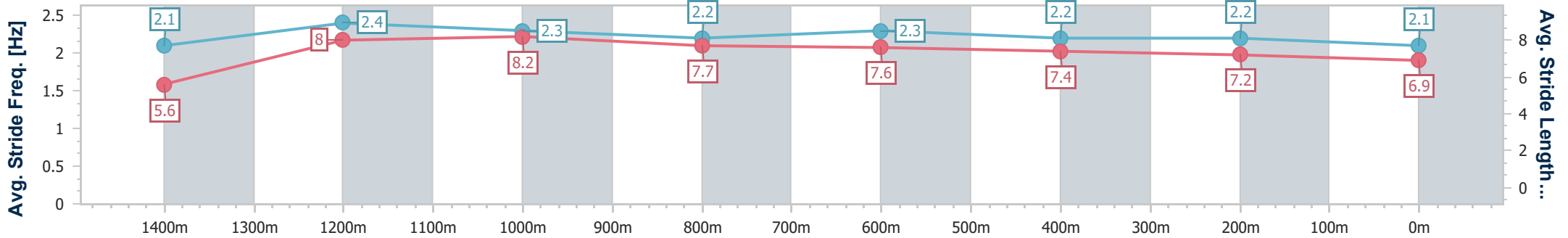
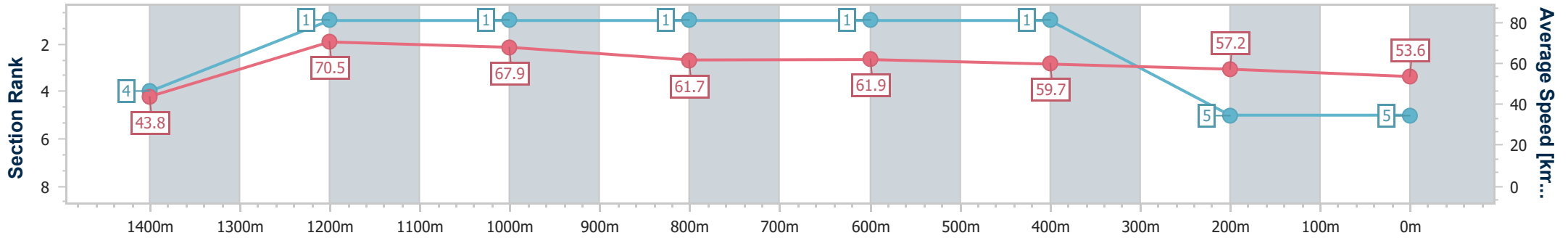
Horse/Jockey Name	Love On Sunday
Final Rank	5
Fastest Section Time (Section)	0:08.26 (Overall)
Top Speed [km/h] (Section)	72.8 (1400m)
Race State	Finished



Ladbrokes Cannon Park QLD Professional
 Race 4: THE LAUNDRY EXPRESS OPEN Handicap - 1500m
 01 August 2024 - 14:40
 Track Rating: Soft 6, Weather: Overcast, Rail Position: +1.5 Entire



Section	Overall	1400m	1200m	1000m	800m	600m	400m	200m
Section Times	1:30.96 [5] (0:08.26)	1:22.70 [4] (0:10.21)	1:12.49 [1] (0:10.55)	1:01.94 [1] (0:11.63)	0:50.31 [1] (0:11.61)	0:38.70 [1] (0:12.34)	0:26.36 [1] (0:12.96)	0:13.40 [5] (0:13.40)
Average Speed [km/h]	43.8	70.5	67.9	61.7	61.9	59.7	57.2	53.6
Top Speed [km/h]	66.2	72.8	70.2	64.5	63.2	62.0	57.6	56.9
Avg. Dist. to Rail [m]	2.6	0.8	1.1	1.1	2.4	3.7	9.8	9.2
Avg. Stride Freq. [Hz]	2.1	2.4	2.3	2.2	2.3	2.2	2.2	2.1
Avg. Stride Length [m]	5.6	8.0	8.2	7.7	7.6	7.4	7.2	6.9



- [] Ranking at each section and finish
- .-.- No data available at this section
- NA No data available



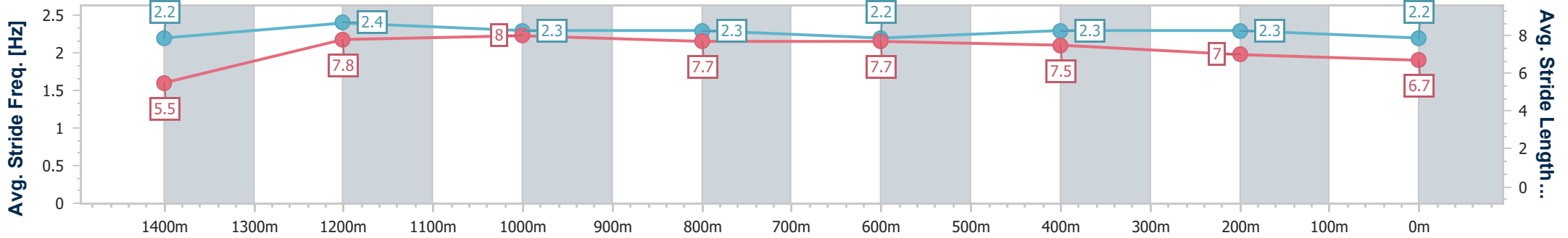
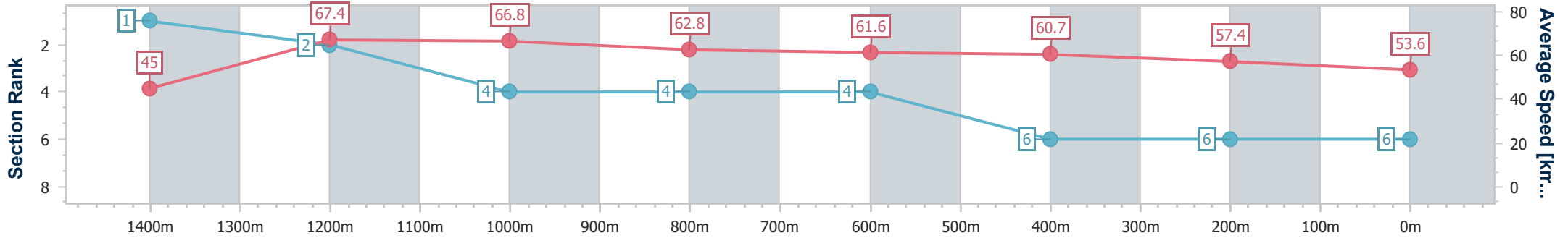
Horse/Jockey Name	Loud Noise
Final Rank	6
Fastest Section Time (Section)	0:08.04 (Overall)
Top Speed [km/h] (Section)	68.9 (1400m)
Race State	Finished



Ladbrokes Cannon Park QLD Professional
 Race 4: THE LAUNDRY EXPRESS OPEN Handicap - 1500m
 01 August 2024 - 14:40
 Track Rating: Soft 6, Weather: Overcast, Rail Position: +1.5 Entire



Section	Overall	1400m	1200m	1000m	800m	600m	400m	200m
Section Times	1:31.08 [6] (0:08.04)	1:23.04 [1] (0:10.67)	1:12.37 [2] (0:10.80)	1:01.57 [4] (0:11.59)	0:49.98 [4] (0:11.65)	0:38.33 [4] (0:12.13)	0:26.20 [6] (0:12.77)	0:13.43 [6] (0:13.43)
Average Speed [km/h]	45.0	67.4	66.8	62.8	61.6	60.7	57.4	53.6
Top Speed [km/h]	63.7	68.9	68.0	65.7	62.5	62.3	58.3	57.2
Avg. Dist. to Rail [m]	1.7	0.4	0.4	2.0	2.5	2.9	7.8	6.6
Avg. Stride Freq. [Hz]	2.2	2.4	2.3	2.3	2.2	2.3	2.3	2.2
Avg. Stride Length [m]	5.5	7.8	8.0	7.7	7.7	7.5	7.0	6.7



- [] Ranking at each section and finish
- .-.- No data available at this section
- NA No data available



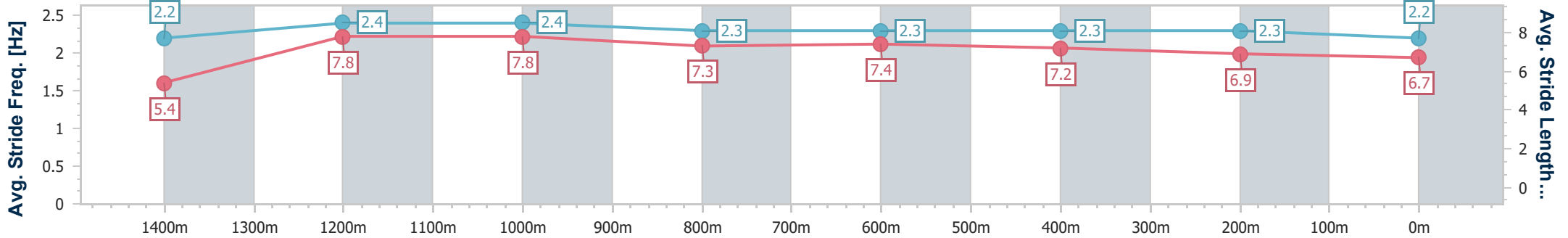
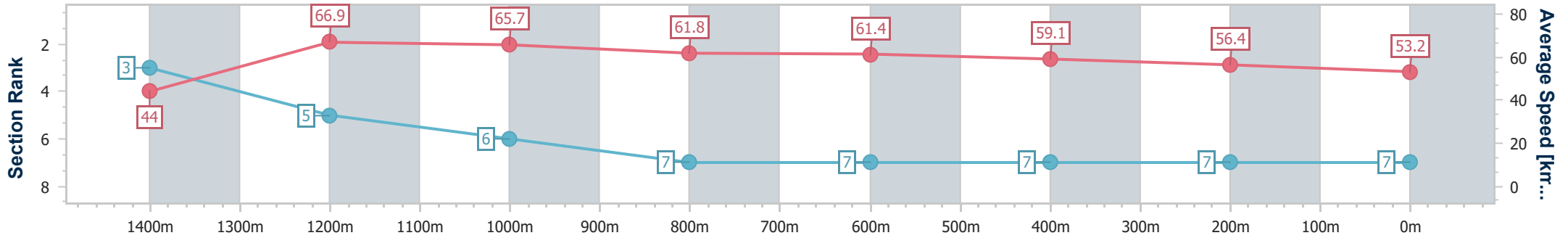
Horse/Jockey Name	Valley Of Dreams
Final Rank	7
Fastest Section Time (Section)	0:08.20 (Overall)
Top Speed [km/h] (Section)	69.3 (1400m)
Race State	Finished



Ladbroke's Cannon Park QLD Professional
 Race 4: THE LAUNDRY EXPRESS OPEN Handicap - 1500m
 01 August 2024 - 14:40
 Track Rating: Soft 6, Weather: Overcast, Rail Position: +1.5 Entire



Section	Overall	1400m	1200m	1000m	800m	600m	400m	200m
Section Times	1:31.66 [7] (0:08.20)	1:23.46 [3] (0:10.75)	1:12.71 [5] (0:10.86)	1:01.85 [6] (0:11.56)	0:50.29 [7] (0:11.76)	0:38.53 [7] (0:12.14)	0:26.39 [7] (0:12.88)	0:13.51 [7] (0:13.51)
Average Speed [km/h]	44.0	66.9	65.7	61.8	61.4	59.1	56.4	53.2
Top Speed [km/h]	62.2	69.3	67.4	63.9	61.7	61.3	57.6	57.0
Avg. Dist. to Rail [m]	1.4	2.0	3.0	0.9	0.9	1.4	6.2	7.6
Avg. Stride Freq. [Hz]	2.2	2.4	2.4	2.3	2.3	2.3	2.3	2.2
Avg. Stride Length [m]	5.4	7.8	7.8	7.3	7.4	7.2	6.9	6.7



- [] Ranking at each section and finish
- .-.- No data available at this section
- NA No data available



Ladbrokes Cannon Park QLD Professional

Race 5: HIRE A HUBBY BAYVIEW RATINGS BAND 0 - 58 Handicap - 1500m

01 August 2024 - 15:15



Track Rating: Soft 6, Weather: Overcast, Rail Position: +1.5m Entire

Section		Overall	1400m	1200m	1000m	800m	600m	400m	Last 600m					
Field Times		1:30.80 (0:08.62)	1:22.18 (0:10.57)	1:11.61 (0:10.48)	1:01.13 (0:11.40)	0:49.73 (0:11.89)	0:37.84 (0:12.40)	0:25.44 (0:12.63)	0:37.84					
Rank	TAB Horse/Jockey	Barrier	Top Speed [km/h]	Fastest Section										Distance Travelled [m]
1	2 STADIUM OF LIGHT Scott Sheargold	4	68.1 1400m	0:08.87 Overall	1:30.80 [1] (0:08.87)	1:21.93 [5] (0:10.80)	1:11.13 [6] (0:10.82)	1:00.31 [6] (0:11.43)	0:48.88 [5] (0:11.78)	0:37.10 [5] (0:11.94)	0:25.16 [3] (0:12.35)	0:37.10		
2	8 SIZZLING SAMURAI Lacey Morrison	5	68.6 1200m	0:08.93 Overall	1:31.34 [2] (0:08.93)	1:22.41 [8] (0:10.73)	1:11.68 [5] (0:10.63)	1:01.05 [4] (0:11.20)	0:49.85 [2] (0:11.92)	0:37.93 [4] (0:12.02)	0:25.91 [2] (0:12.90)	0:37.93	-9	
3	7 MODERN LEGEND Chris Whiteley	2	68.7 1400m	0:08.97 Overall	1:31.68 [3] (0:08.97)	1:22.71 [9] (0:10.92)	1:11.79 [8] (0:10.90)	1:00.89 [8] (0:11.42)	0:49.47 [7] (0:11.69)	0:37.78 [7] (0:12.10)	0:25.68 [6] (0:12.64)	0:37.78	-3	
4	3 FERUS Zac Sprie	8	68.4 1400m	0:08.77 Overall	1:31.77 [4] (0:08.77)	1:23.00 [2] (0:10.73)	1:12.27 [3] (0:10.77)	1:01.50 [3] (0:11.34)	0:50.16 [4] (0:11.79)	0:38.37 [3] (0:12.33)	0:26.04 [4] (0:12.79)	0:38.37	-1	
5	1 EROE Pietro Romeo	1	68.5 1200m	0:08.90 Overall	1:32.02 [5] (0:08.90)	1:23.12 [7] (0:10.86)	1:12.26 [7] (0:10.72)	1:01.54 [5] (0:11.54)	0:50.00 [6] (0:11.95)	0:38.05 [8] (0:12.10)	0:25.95 [7] (0:12.84)	0:38.05	-9	
6	4 MA MA'S ROSE Tyler Leslight	6	67.7 1200m	0:08.88 Overall	1:32.23 [6] (0:08.88)	1:23.35 [6] (0:11.08)	1:12.27 [9] (0:11.01)	1:01.26 [9] (0:11.40)	0:49.86 [9] (0:11.61)	0:38.25 [9] (0:12.26)	0:25.99 [9] (0:13.05)	0:38.25	+4	
7	6 RIVALON Nathan Thomas	9	68.7 1400m	0:08.80 Overall	1:32.27 [7] (0:08.80)	1:23.47 [3] (0:10.80)	1:12.67 [4] (0:11.12)	1:01.55 [7] (0:11.52)	0:50.03 [8] (0:11.52)	0:38.51 [6] (0:12.42)	0:26.09 [8] (0:12.82)	0:38.51	+8	
8	9 MISHANI MENACE Jackson Murphy	7	70.2 1400m	0:08.82 Overall	1:32.70 [8] (0:08.82)	1:23.88 [4] (0:10.48)	1:13.40 [2] (0:10.75)	1:02.65 [2] (0:11.45)	0:51.20 [3] (0:11.90)	0:39.30 [2] (0:12.53)	0:26.77 [5] (0:13.13)	0:39.30	-2	
9	5 HOW AWESOME Chelsea Jokic	3	69.3 1400m	0:08.62 Overall	1:32.70 [9] (0:08.62)	1:24.08 [1] (0:10.57)	1:13.51 [1] (0:10.48)	1:03.03 [1] (0:11.40)	0:51.63 [1] (0:11.89)	0:39.74 [1] (0:12.40)	0:27.34 [1] (0:13.31)	0:39.74	-9	

[] Ranking at each section and finish
 -:-:- No data available at this section
 NA No data available

SCN Saddle cloth number
 DNF Did not finish
 DNT Did not track



Ladbrokes Cannon Park QLD Professional

Race 5: HIRE A HUBBY BAYVIEW RATINGS BAND 0 - 58 Handicap - 1500m

01 August 2024 - 15:15



Track Rating: Soft 6, Weather: Overcast, Rail Position: +1.5m Entire

Section				200m				Last 600m	
Field Times				0:12.81 (0:12.81)				0:37.84	
Rank	TAB	Horse/Jockey	Barrier	Top Speed [km/h]	Fastest Section	Margin			Distance Travelled [m]
1	2	STADIUM OF LIGHT Scott Sheargold	4	68.1 1400m	0:08.87 Overall	0:12.81 [1] (0:12.81)	1:30.80		0:37.10
2	8	SIZZLING SAMURAI Lacey Morrison	5	68.6 1200m	0:08.93 Overall	0:13.01 [2] (0:13.01)	3.15L		0:37.93 -9
3	7	MODERN LEGEND Chris Whiteley	2	68.7 1400m	0:08.97 Overall	0:13.04 [4] (0:13.04)	5.21L		0:37.78 -3
4	3	FERUS Zac Sprie	8	68.4 1400m	0:08.77 Overall	0:13.25 [3] (0:13.25)	5.7L		0:38.37 -1
5	1	EROE Pietro Romeo	1	68.5 1200m	0:08.90 Overall	0:13.11 [6] (0:13.11)	7.19L		0:38.05 -9
6	4	MA MA'S ROSE Tyler Leslight	6	67.7 1200m	0:08.88 Overall	0:12.94 [9] (0:12.94)	8.4L		0:38.25 +4
7	6	RIVALON Nathan Thomas	9	68.7 1400m	0:08.80 Overall	0:13.27 [7] (0:13.27)	8.64L		0:38.51 +8
8	9	MISHANI MENACE Jackson Murphy	7	70.2 1400m	0:08.82 Overall	0:13.64 [8] (0:13.64)	11.17L		0:39.30 -2
9	5	HOW AWESOME Chelsea Jokic	3	69.3 1400m	0:08.62 Overall	0:14.03 [5] (0:14.03)	11.19L		0:39.74 -9

[] Ranking at each section and finish
 -:-:- No data available at this section
 NA No data available

SCN Saddle cloth number
 DNF Did not finish
 DNT Did not track



Horse/Jockey Name	Stadium Of Light
Final Rank	1
Fastest Section Time (Section)	0:08.87 (Overall)
Top Speed [km/h] (Section)	68.1 (1400m)
Race State	Finished



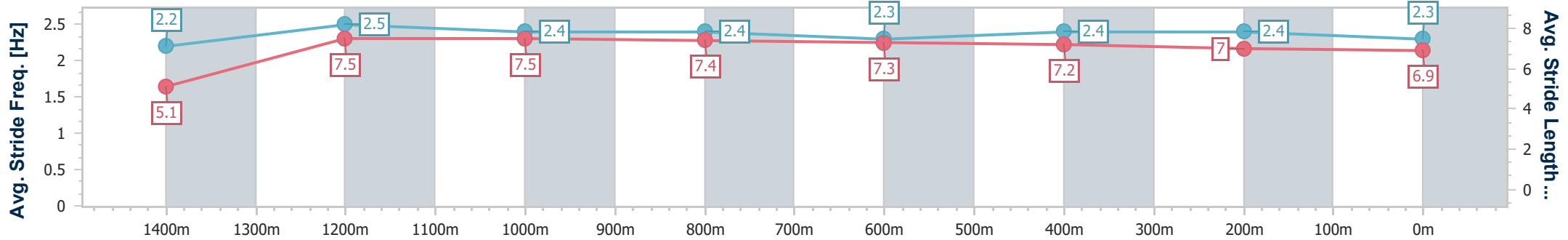
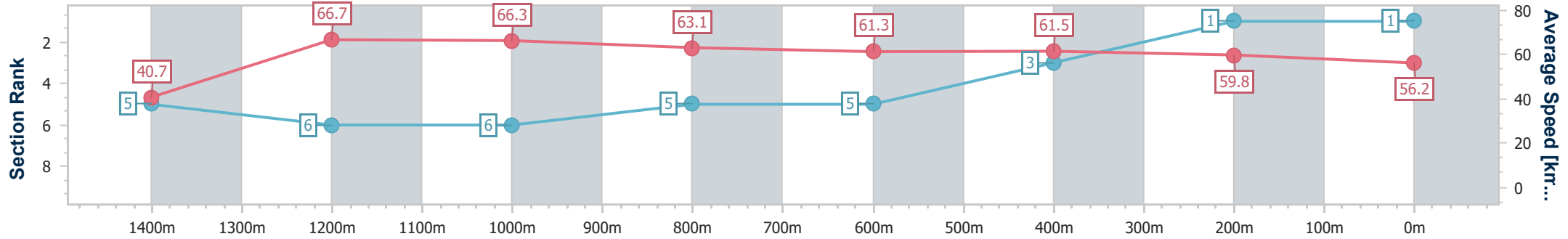
Ladbrokes Cannon Park QLD Professional
Race 5: HIRE A HUBBY BAYVIEW RATINGS BAND 0 - 58
Handicap - 1500m



01 August 2024 - 15:15

Track Rating: Soft 6, Weather: Overcast, Rail Position: +1.5m Entire

Section	Overall	1400m	1200m	1000m	800m	600m	400m	200m
Section Times	1:30.80 [1] (0:08.87)	1:21.93 [5] (0:10.80)	1:11.13 [6] (0:10.82)	1:00.31 [6] (0:11.43)	0:48.88 [5] (0:11.78)	0:37.10 [5] (0:11.94)	0:25.16 [3] (0:12.35)	0:12.81 [1] (0:12.81)
Average Speed [km/h]	40.7	66.7	66.3	63.1	61.3	61.5	59.8	56.2
Top Speed [km/h]	62.2	68.1	67.9	65.2	62.1	62.8	60.8	58.8
Avg. Dist. to Rail [m]	2.2	0.8	0.4	0.9	2.8	3.8	9.8	11.4
Avg. Stride Freq. [Hz]	2.2	2.5	2.4	2.4	2.3	2.4	2.4	2.3
Avg. Stride Length [m]	5.1	7.5	7.5	7.4	7.3	7.2	7.0	6.9



- [] Ranking at each section and finish
- .-.- No data available at this section
- NA No data available



Horse/Jockey Name	Sizzling Samurai
Final Rank	2
Fastest Section Time (Section)	0:08.93 (Overall)
Top Speed [km/h] (Section)	68.6 (1200m)
Race State	Finished

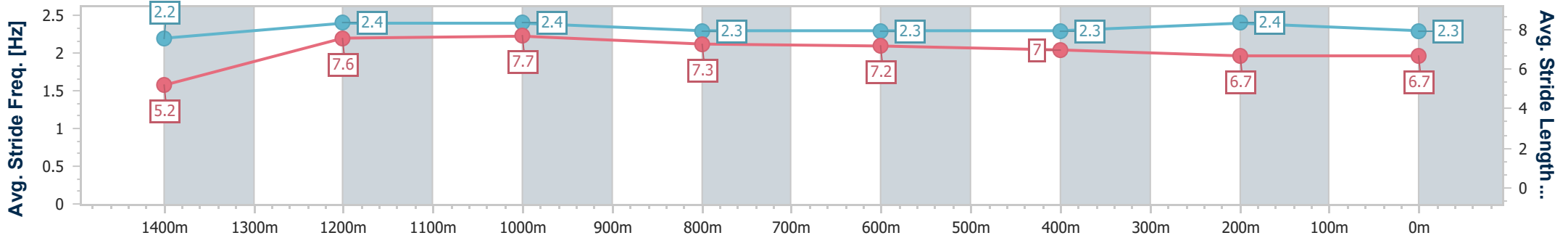
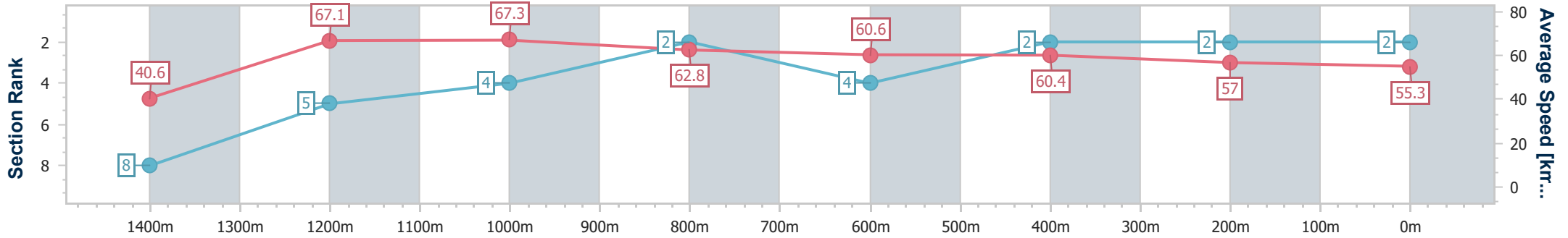


Ladbrokes Cannon Park QLD Professional
 Race 5: HIRE A HUBBY BAYVIEW RATINGS BAND 0 - 58
 Handicap - 1500m
 01 August 2024 - 15:15



Track Rating: Soft 6, Weather: Overcast, Rail Position: +1.5m Entire

Section	Overall	1400m	1200m	1000m	800m	600m	400m	200m
Section Times	1:31.34 [2] (0:08.93)	1:22.41 [8] (0:10.73)	1:11.68 [5] (0:10.63)	1:01.05 [4] (0:11.20)	0:49.85 [2] (0:11.92)	0:37.93 [4] (0:12.02)	0:25.91 [2] (0:12.90)	0:13.01 [2] (0:13.01)
Average Speed [km/h]	40.6	67.1	67.3	62.8	60.6	60.4	57.0	55.3
Top Speed [km/h]	63.0	68.3	68.6	64.8	60.9	61.7	58.2	57.4
Avg. Dist. to Rail [m]	3.4	0.8	1.0	2.8	0.8	2.1	9.0	9.2
Avg. Stride Freq. [Hz]	2.2	2.4	2.4	2.3	2.3	2.3	2.4	2.3
Avg. Stride Length [m]	5.2	7.6	7.7	7.3	7.2	7.0	6.7	6.7



- [] Ranking at each section and finish
- .-.- No data available at this section
- NA No data available



Horse/Jockey Name	Modern Legend
Final Rank	3
Fastest Section Time (Section)	0:08.97 (Overall)
Top Speed [km/h] (Section)	68.7 (1400m)
Race State	Finished



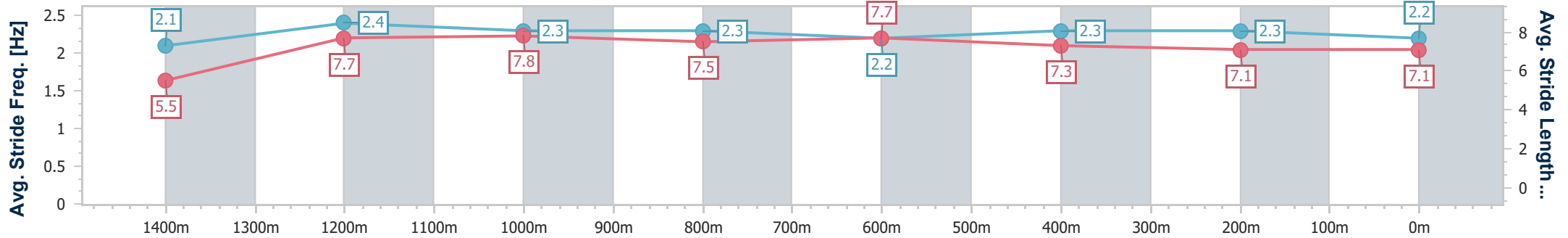
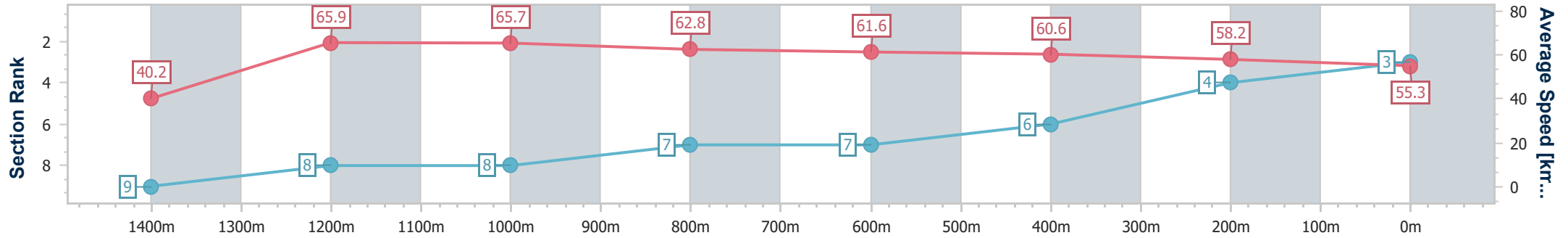
Ladbrokes Cannon Park QLD Professional
Race 5: HIRE A HUBBY BAYVIEW RATINGS BAND 0 - 58
Handicap - 1500m



01 August 2024 - 15:15

Track Rating: Soft 6, Weather: Overcast, Rail Position: +1.5m Entire

Section	Overall	1400m	1200m	1000m	800m	600m	400m	200m
Section Times	1:31.68 [3] (0:08.97)	1:22.71 [9] (0:10.92)	1:11.79 [8] (0:10.90)	1:00.89 [8] (0:11.42)	0:49.47 [7] (0:11.69)	0:37.78 [7] (0:12.10)	0:25.68 [6] (0:12.64)	0:13.04 [4] (0:13.04)
Average Speed [km/h]	40.2	65.9	65.7	62.8	61.6	60.6	58.2	55.3
Top Speed [km/h]	60.7	68.7	67.2	64.9	62.2	63.1	59.3	57.3
Avg. Dist. to Rail [m]	2.9	1.0	0.9	1.3	2.0	2.8	9.2	9.6
Avg. Stride Freq. [Hz]	2.1	2.4	2.3	2.3	2.2	2.3	2.3	2.2
Avg. Stride Length [m]	5.5	7.7	7.8	7.5	7.7	7.3	7.1	7.1



- [] Ranking at each section and finish
- .-.- No data available at this section
- NA No data available



Horse/Jockey Name	Ferus
Final Rank	4
Fastest Section Time (Section)	0:08.77 (Overall)
Top Speed [km/h] (Section)	68.4 (1400m)
Race State	Finished



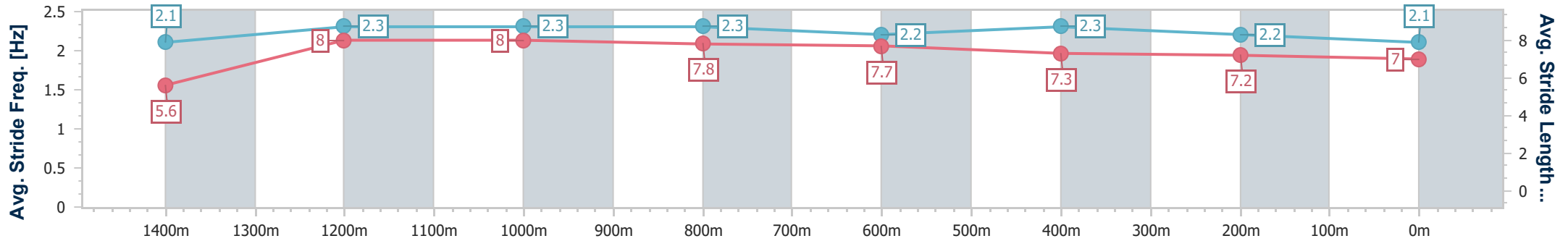
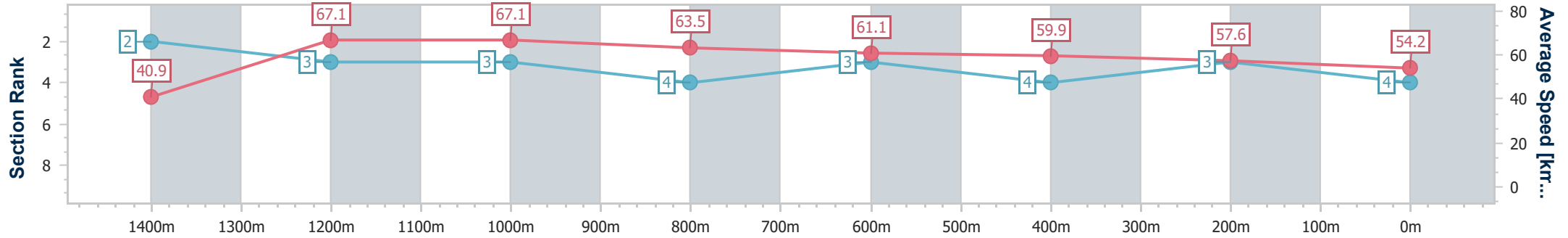
Ladbrokes Cannon Park QLD Professional
Race 5: HIRE A HUBBY BAYVIEW RATINGS BAND 0 - 58
Handicap - 1500m



01 August 2024 - 15:15

Track Rating: Soft 6, Weather: Overcast, Rail Position: +1.5m Entire

Section	Overall	1400m	1200m	1000m	800m	600m	400m	200m
Section Times	1:31.77 [4] (0:08.77)	1:23.00 [2] (0:10.73)	1:12.27 [3] (0:10.77)	1:01.50 [3] (0:11.34)	0:50.16 [4] (0:11.79)	0:38.37 [3] (0:12.33)	0:26.04 [4] (0:12.79)	0:13.25 [3] (0:13.25)
Average Speed [km/h]	40.9	67.1	67.1	63.5	61.1	59.9	57.6	54.2
Top Speed [km/h]	62.6	68.4	68.3	64.9	62.5	62.4	58.7	56.3
Avg. Dist. to Rail [m]	5.3	2.1	0.7	1.2	3.2	3.9	8.0	9.2
Avg. Stride Freq. [Hz]	2.1	2.3	2.3	2.3	2.2	2.3	2.2	2.1
Avg. Stride Length [m]	5.6	8.0	8.0	7.8	7.7	7.3	7.2	7.0



- [] Ranking at each section and finish
- .-.- No data available at this section
- NA No data available



Horse/Jockey Name	Eroe
Final Rank	5
Fastest Section Time (Section)	0:08.90 (Overall)
Top Speed [km/h] (Section)	68.5 (1200m)
Race State	Finished

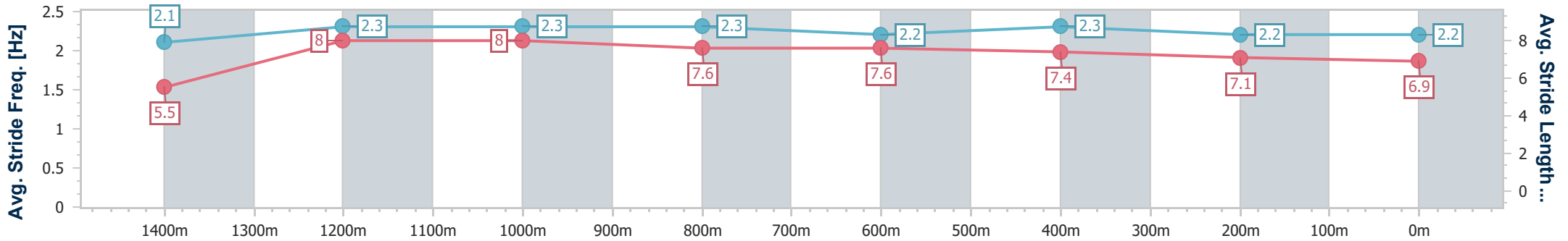
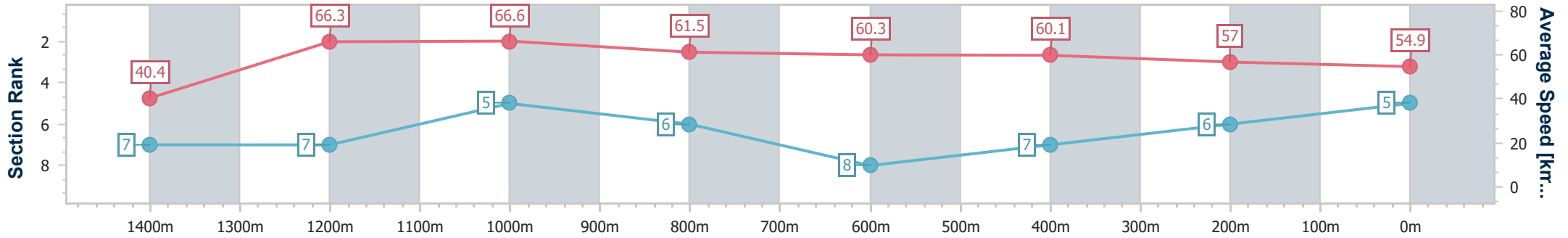


Ladbrokes Cannon Park QLD Professional
 Race 5: HIRE A HUBBY BAYVIEW RATINGS BAND 0 - 58
 Handicap - 1500m
 01 August 2024 - 15:15



Track Rating: Soft 6, Weather: Overcast, Rail Position: +1.5m Entire

Section	Overall	1400m	1200m	1000m	800m	600m	400m	200m
Section Times	1:32.02 [5] (0:08.90)	1:23.12 [7] (0:10.86)	1:12.26 [7] (0:10.72)	1:01.54 [5] (0:11.54)	0:50.00 [6] (0:11.95)	0:38.05 [8] (0:12.10)	0:25.95 [7] (0:12.84)	0:13.11 [6] (0:13.11)
Average Speed [km/h]	40.4	66.3	66.6	61.5	60.3	60.1	57.0	54.9
Top Speed [km/h]	62.2	68.5	68.5	63.8	61.4	62.3	58.3	55.7
Avg. Dist. to Rail [m]	1.9	1.4	3.0	1.9	0.7	1.7	5.7	4.8
Avg. Stride Freq. [Hz]	2.1	2.3	2.3	2.3	2.2	2.3	2.2	2.2
Avg. Stride Length [m]	5.5	8.0	8.0	7.6	7.6	7.4	7.1	6.9



- [] Ranking at each section and finish
- .-.- No data available at this section
- NA No data available



Horse/Jockey Name	Ma Ma's Rose
Final Rank	6
Fastest Section Time (Section)	0:08.88 (Overall)
Top Speed [km/h] (Section)	67.7 (1200m)
Race State	Finished



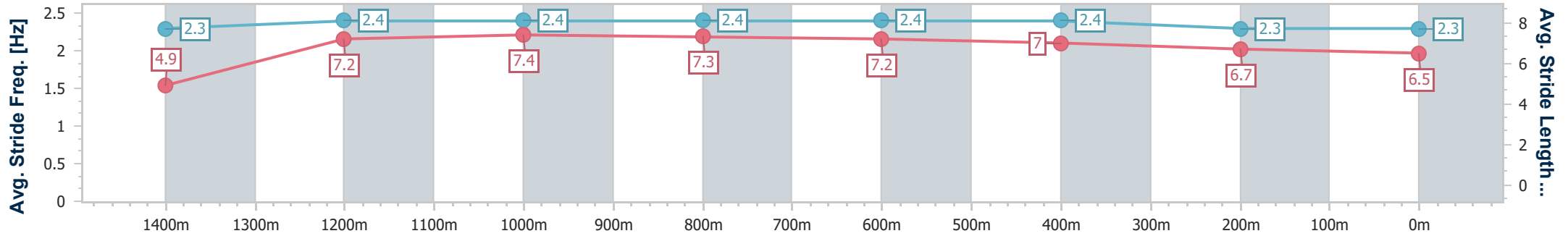
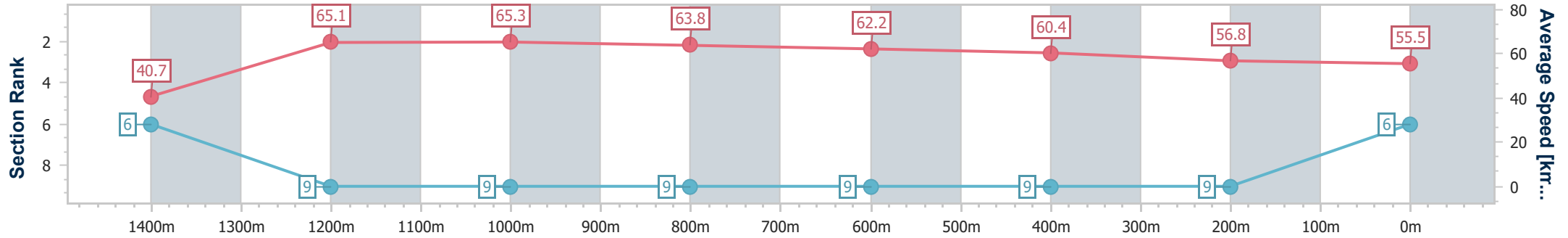
Ladbrokes Cannon Park QLD Professional
Race 5: HIRE A HUBBY BAYVIEW RATINGS BAND 0 - 58
Handicap - 1500m



01 August 2024 - 15:15

Track Rating: Soft 6, Weather: Overcast, Rail Position: +1.5m Entire

Section	Overall	1400m	1200m	1000m	800m	600m	400m	200m
Section Times	1:32.23 [6] (0:08.88)	1:23.35 [6] (0:11.08)	1:12.27 [9] (0:11.01)	1:01.26 [9] (0:11.40)	0:49.86 [9] (0:11.61)	0:38.25 [9] (0:12.26)	0:25.99 [9] (0:13.05)	0:12.94 [9] (0:12.94)
Average Speed [km/h]	40.7	65.1	65.3	63.8	62.2	60.4	56.8	55.5
Top Speed [km/h]	60.6	66.4	67.7	64.9	63.3	63.1	58.9	57.0
Avg. Dist. to Rail [m]	3.5	1.3	0.3	2.2	5.0	4.5	10.1	5.3
Avg. Stride Freq. [Hz]	2.3	2.4	2.4	2.4	2.4	2.4	2.3	2.3
Avg. Stride Length [m]	4.9	7.2	7.4	7.3	7.2	7.0	6.7	6.5



- [] Ranking at each section and finish
- .-.- No data available at this section
- NA No data available



Horse/Jockey Name	Rivalon
Final Rank	7
Fastest Section Time (Section)	0:08.80 (Overall)
Top Speed [km/h] (Section)	68.7 (1400m)
Race State	Finished



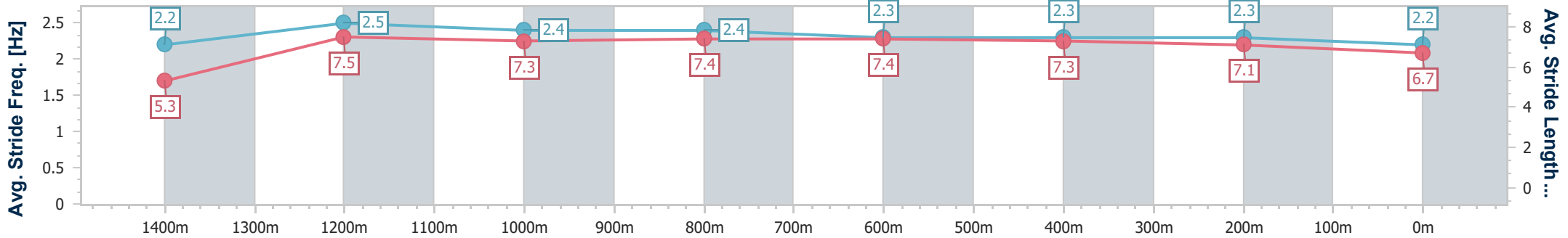
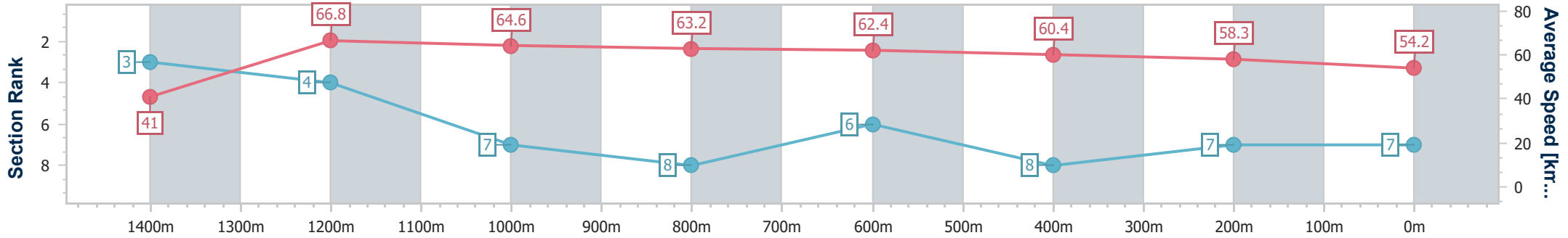
Ladbrokes Cannon Park QLD Professional
 Race 5: HIRE A HUBBY BAYVIEW RATINGS BAND 0 - 58
 Handicap - 1500m



01 August 2024 - 15:15

Track Rating: Soft 6, Weather: Overcast, Rail Position: +1.5m Entire

Section	Overall	1400m	1200m	1000m	800m	600m	400m	200m
Section Times	1:32.27 [7] (0:08.80)	1:23.47 [3] (0:10.80)	1:12.67 [4] (0:11.12)	1:01.55 [7] (0:11.52)	0:50.03 [8] (0:11.52)	0:38.51 [6] (0:12.42)	0:26.09 [8] (0:12.82)	0:13.27 [7] (0:13.27)
Average Speed [km/h]	41.0	66.8	64.6	63.2	62.4	60.4	58.3	54.2
Top Speed [km/h]	62.3	68.7	67.9	65.2	63.7	62.4	60.7	57.1
Avg. Dist. to Rail [m]	5.3	2.1	0.7	1.9	3.4	5.8	12.3	10.1
Avg. Stride Freq. [Hz]	2.2	2.5	2.4	2.4	2.3	2.3	2.3	2.2
Avg. Stride Length [m]	5.3	7.5	7.3	7.4	7.4	7.3	7.1	6.7



- [] Ranking at each section and finish
- .-.- No data available at this section
- NA No data available



Horse/Jockey Name	Mishani Menace
Final Rank	8
Fastest Section Time (Section)	0:08.82 (Overall)
Top Speed [km/h] (Section)	70.2 (1400m)
Race State	Finished



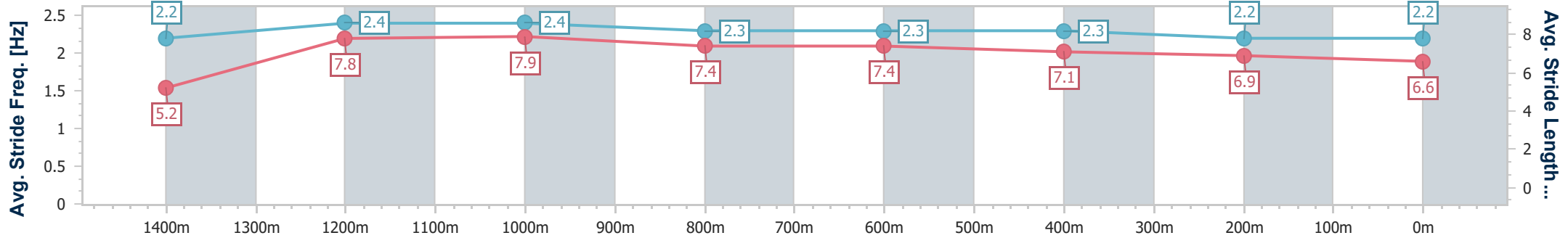
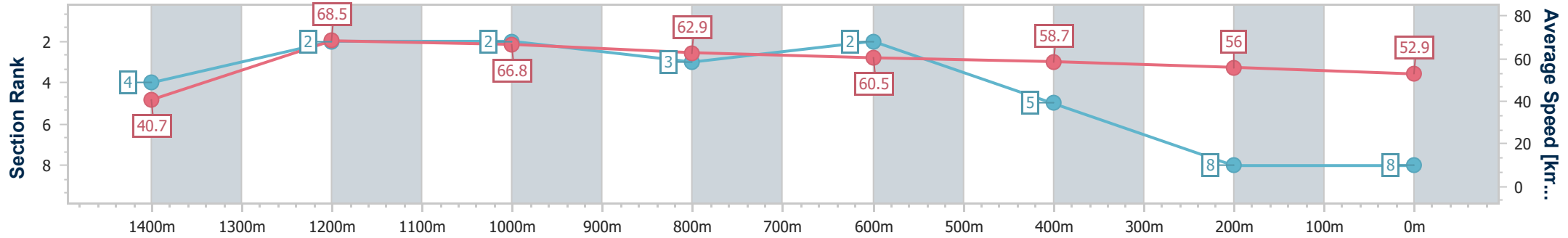
Ladbrokes Cannon Park QLD Professional
 Race 5: HIRE A HUBBY BAYVIEW RATINGS BAND 0 - 58
 Handicap - 1500m



01 August 2024 - 15:15

Track Rating: Soft 6, Weather: Overcast, Rail Position: +1.5m Entire

Section	Overall	1400m	1200m	1000m	800m	600m	400m	200m
Section Times	1:32.70 [8] (0:08.82)	1:23.88 [4] (0:10.48)	1:13.40 [2] (0:10.75)	1:02.65 [2] (0:11.45)	0:51.20 [3] (0:11.90)	0:39.30 [2] (0:12.53)	0:26.77 [5] (0:13.13)	0:13.64 [8] (0:13.64)
Average Speed [km/h]	40.7	68.5	66.8	62.9	60.5	58.7	56.0	52.9
Top Speed [km/h]	66.4	70.2	68.5	64.6	61.4	61.1	57.9	55.1
Avg. Dist. to Rail [m]	7.3	3.0	0.8	0.9	2.1	2.8	8.7	10.3
Avg. Stride Freq. [Hz]	2.2	2.4	2.4	2.3	2.3	2.3	2.2	2.2
Avg. Stride Length [m]	5.2	7.8	7.9	7.4	7.4	7.1	6.9	6.6



- [] Ranking at each section and finish
- .-.- No data available at this section
- NA No data available



Horse/Jockey Name	How Awesome
Final Rank	9
Fastest Section Time (Section)	0:08.62 (Overall)
Top Speed [km/h] (Section)	69.3 (1400m)
Race State	Finished



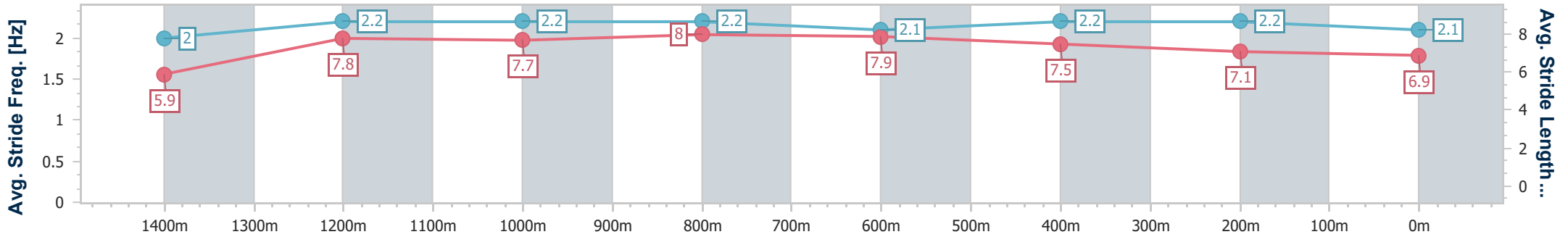
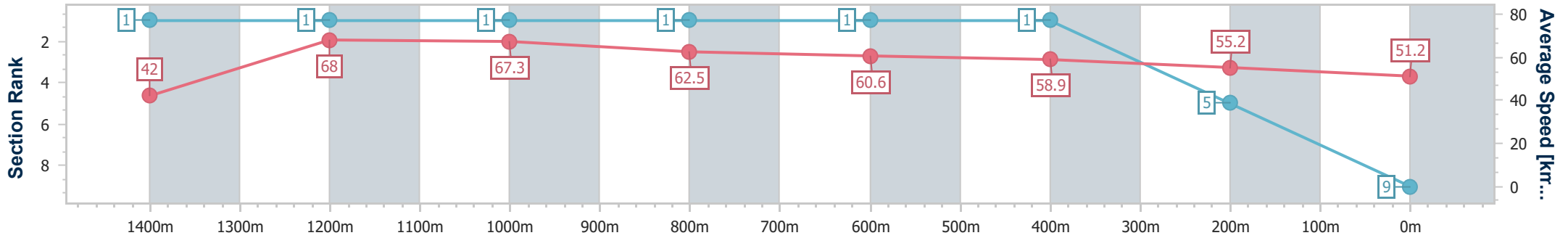
Ladbrokes Cannon Park QLD Professional
 Race 5: HIRE A HUBBY BAYVIEW RATINGS BAND 0 - 58
 Handicap - 1500m



01 August 2024 - 15:15

Track Rating: Soft 6, Weather: Overcast, Rail Position: +1.5m Entire

Section	Overall	1400m	1200m	1000m	800m	600m	400m	200m
Section Times	1:32.70 [9] (0:08.62)	1:24.08 [1] (0:10.57)	1:13.51 [1] (0:10.48)	1:03.03 [1] (0:11.40)	0:51.63 [1] (0:11.89)	0:39.74 [1] (0:12.40)	0:27.34 [1] (0:13.31)	0:14.03 [5] (0:14.03)
Average Speed [km/h]	42.0	68.0	67.3	62.5	60.6	58.9	55.2	51.2
Top Speed [km/h]	63.8	69.3	69.1	65.3	61.1	61.5	56.2	53.6
Avg. Dist. to Rail [m]	2.0	3.2	5.0	2.4	2.4	2.4	5.8	6.2
Avg. Stride Freq. [Hz]	2.0	2.2	2.2	2.2	2.1	2.2	2.2	2.1
Avg. Stride Length [m]	5.9	7.8	7.7	8.0	7.9	7.5	7.1	6.9



- [] Ranking at each section and finish
- .-.- No data available at this section
- NA No data available



Ladbrokes Cannon Park QLD Professional

Race 6: LADBROKES YARD COMMENTS BENCHMARK 55 Handicap - 1250m

01 August 2024 - 15:50



Track Rating: Soft 6, Weather: Overcast, Rail Position: +1.5m Entire

Section		Overall	1000m	800m	600m	400m	200m	Last 600m					
Field Times		1:14.98 (0:16.20)	0:58.78 (0:11.02)	0:47.76 (0:11.43)	0:36.33 (0:11.45)	0:24.88 (0:12.38)	0:12.50 (0:12.50)	0:36.33					
Rank	TAB Horse/Jockey	Barrier	Top Speed [km/h]	Fastest Section							Margin	Distance Travelled [m]	
1	1 BOOGIE WONDERLAND Gabrielle Semmens	7	66.8	0:11.04	1:14.98 [1] (0:16.80)	0:58.18 [4] (0:11.04)	0:47.14 [4] (0:11.36)	0:35.78 [4] (0:11.48)	0:24.30 [4] (0:11.88)	0:12.42 [2] (0:12.42)	1:14.98	0:35.78	
2	8 BRADSHAW Justin Huxtable	10	68.3	0:11.32	1:15.66 [2] (0:17.01)	0:58.65 [7] (0:11.32)	0:47.33 [9] (0:11.39)	0:35.94 [10] (0:11.47)	0:24.47 [7] (0:11.93)	0:12.54 [5] (0:12.54)	4.02L	0:35.94	-4
3	2 DELANCY Ryan Wiggins	2	68.9	0:11.15	1:15.72 [3] (0:16.58)	0:59.14 [3] (0:11.15)	0:47.99 [3] (0:11.41)	0:36.58 [3] (0:11.48)	0:25.10 [3] (0:12.06)	0:13.04 [3] (0:13.04)	4.39L	0:36.58	-5
4	4 NO LOVE LOST Corey Sutherland	3	69.1	0:11.02	1:15.75 [4] (0:16.20)	0:59.55 [1] (0:11.02)	0:48.53 [1] (0:11.43)	0:37.10 [1] (0:11.45)	0:25.65 [1] (0:12.38)	0:13.27 [1] (0:13.27)	4.58L	0:37.10	-9
5	3 GUAPO Nathan Day	1	68.3	0:11.06	1:15.88 [5] (0:16.33)	0:59.55 [2] (0:11.06)	0:48.49 [2] (0:11.51)	0:36.98 [2] (0:11.57)	0:25.41 [2] (0:12.31)	0:13.10 [4] (0:13.10)	5.33L	0:36.98	-8
6	5 MIRROR ILLUSION Lacey Morrison	9	66.6	0:10.86	1:15.92 [6] (0:17.04)	0:58.88 [8] (0:10.86)	0:48.02 [5] (0:11.56)	0:36.46 [5] (0:11.60)	0:24.86 [5] (0:12.10)	0:12.76 [6] (0:12.76)	5.57L	0:36.46	-14
7	11 ROTHGURL Jackson Murphy	11	69.0	0:11.32	1:16.18 [7] (0:16.88)	0:59.30 [5] (0:11.32)	0:47.98 [7] (0:11.40)	0:36.58 [9] (0:11.76)	0:24.82 [10] (0:12.24)	0:12.58 [8] (0:12.58)	7.06L	0:36.58	+3
8	9 LUCKY ROLLA Chelsea Jovic	6	69.6	0:11.03	1:16.53 [8] (0:17.36)	0:59.17 [10] (0:11.03)	0:48.14 [10] (0:11.19)	0:36.95 [8] (0:11.76)	0:25.19 [9] (0:12.12)	0:13.07 [7] (0:13.07)	9.16L	0:36.95	+6
9	7 PARA PARK CHANCE Scott Sheargold	5	68.1	0:11.09	1:16.69 [9] (0:17.20)	0:59.49 [9] (0:11.09)	0:48.40 [8] (0:11.28)	0:37.12 [7] (0:11.74)	0:25.38 [8] (0:12.35)	0:13.03 [9] (0:13.03)	10.09L	0:37.12	+1
10	10 BLOOMIN' RIPPER Chris Whiteley	4	66.7	0:11.03	1:16.74 [10] (0:16.99)	0:59.75 [6] (0:11.03)	0:48.72 [6] (0:11.50)	0:37.22 [6] (0:11.62)	0:25.60 [6] (0:12.57)	0:13.03 [10] (0:13.03)	10.4L	0:37.22	-5

Scratched: Ovoid (#6)

[] Ranking at each section and finish
 -:-:- No data available at this section
 NA No data available

SCN Saddle cloth number
 DNF Did not finish
 DNT Did not track



Horse/Jockey Name	Boogie Wonderland
Final Rank	1
Fastest Section Time (Section)	0:11.04 (1000m)
Top Speed [km/h] (Section)	66.8 (Overall)
Race State	Finished



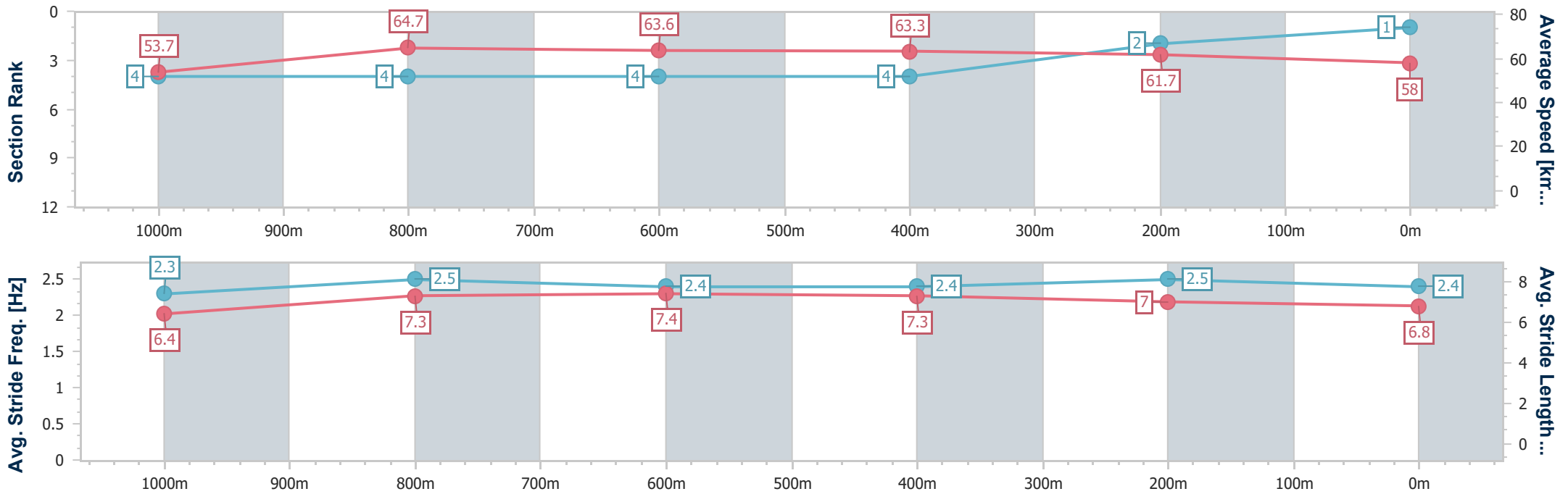
Ladbroke's Cannon Park QLD Professional
 Race 6: LADBROKES YARD COMMENTS BENCHMARK 55
 Handicap - 1250m



01 August 2024 - 15:50

Track Rating: Soft 6, Weather: Overcast, Rail Position: +1.5m Entire

Section	Overall	1000m	800m	600m	400m	200m
Section Times	1:14.98 [1] (0:16.80)	0:58.18 [4] (0:11.04)	0:47.14 [4] (0:11.36)	0:35.78 [4] (0:11.48)	0:24.30 [4] (0:11.88)	0:12.42 [2] (0:12.42)
Average Speed [km/h]	53.7	64.7	63.6	63.3	61.7	58.0
Top Speed [km/h]	66.8	65.8	64.4	63.9	62.7	60.3
Avg. Dist. to Rail [m]	3.8	0.9	1.2	1.6	7.8	10.2
Avg. Stride Freq. [Hz]	2.3	2.5	2.4	2.4	2.5	2.4
Avg. Stride Length [m]	6.4	7.3	7.4	7.3	7.0	6.8



- [] Ranking at each section and finish
- .-.- No data available at this section
- NA No data available



Horse/Jockey Name	Bradshaw
Final Rank	2
Fastest Section Time (Section)	0:11.32 (1000m)
Top Speed [km/h] (Section)	68.3 (Overall)
Race State	Finished



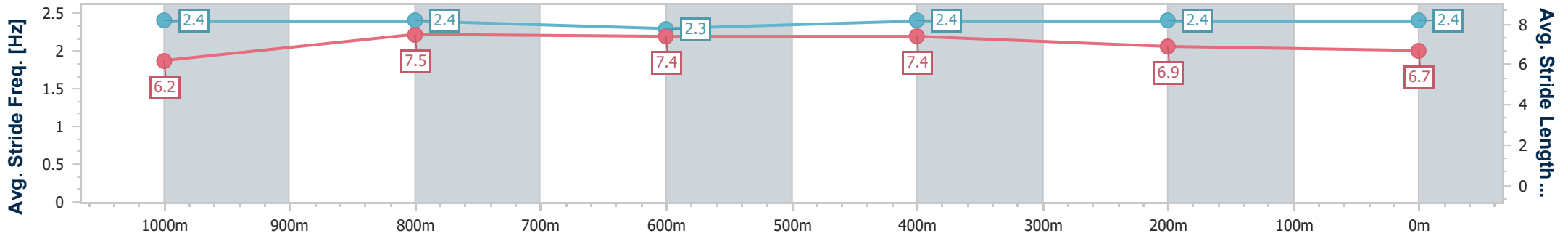
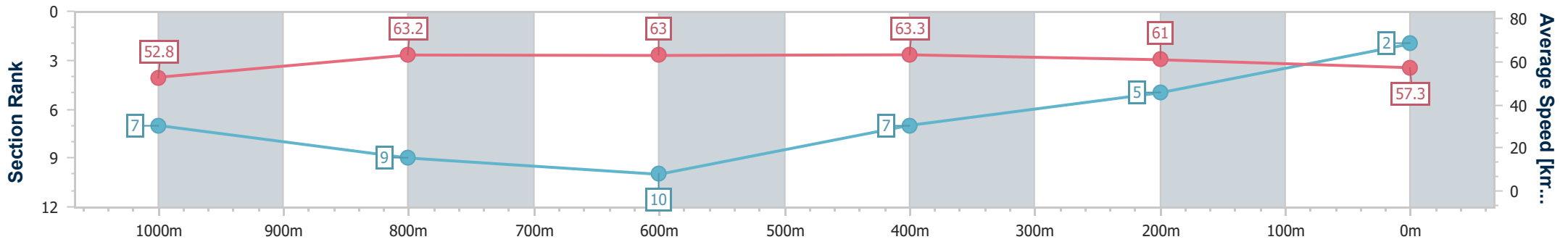
Ladbroke's Cannon Park QLD Professional
 Race 6: LADBROKES YARD COMMENTS BENCHMARK 55
 Handicap - 1250m



01 August 2024 - 15:50

Track Rating: Soft 6, Weather: Overcast, Rail Position: +1.5m Entire

Section	Overall	1000m	800m	600m	400m	200m
Section Times	1:15.66 [2] (0:17.01)	0:58.65 [7] (0:11.32)	0:47.33 [9] (0:11.39)	0:35.94 [10] (0:11.47)	0:24.47 [7] (0:11.93)	0:12.54 [5] (0:12.54)
Average Speed [km/h]	52.8	63.2	63.0	63.3	61.0	57.3
Top Speed [km/h]	68.3	64.3	65.2	64.0	62.5	59.7
Avg. Dist. to Rail [m]	3.4	1.2	0.5	1.2	5.7	10.0
Avg. Stride Freq. [Hz]	2.4	2.4	2.3	2.4	2.4	2.4
Avg. Stride Length [m]	6.2	7.5	7.4	7.4	6.9	6.7



- [] Ranking at each section and finish
- .-.- No data available at this section
- NA No data available



Horse/Jockey Name	Delancy
Final Rank	3
Fastest Section Time (Section)	0:11.15 (1000m)
Top Speed [km/h] (Section)	68.9 (Overall)
Race State	Finished



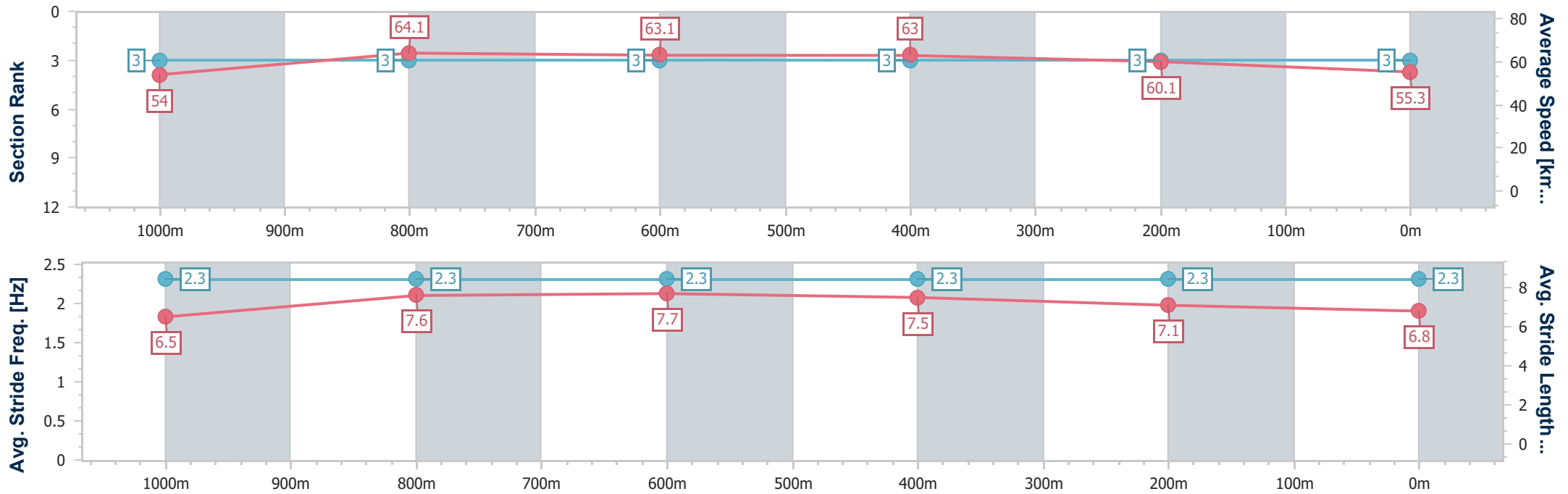
Ladbroke's Cannon Park QLD Professional
 Race 6: LADBROKES YARD COMMENTS BENCHMARK 55
 Handicap - 1250m



01 August 2024 - 15:50

Track Rating: Soft 6, Weather: Overcast, Rail Position: +1.5m Entire

Section	Overall	1000m	800m	600m	400m	200m
Section Times	1:15.72 [3] (0:16.58)	0:59.14 [3] (0:11.15)	0:47.99 [3] (0:11.41)	0:36.58 [3] (0:11.48)	0:25.10 [3] (0:12.06)	0:13.04 [3] (0:13.04)
Average Speed [km/h]	54.0	64.1	63.1	63.0	60.1	55.3
Top Speed [km/h]	68.9	65.5	63.7	64.5	61.7	58.4
Avg. Dist. to Rail [m]	2.0	1.4	1.0	1.1	3.7	4.9
Avg. Stride Freq. [Hz]	2.3	2.3	2.3	2.3	2.3	2.3
Avg. Stride Length [m]	6.5	7.6	7.7	7.5	7.1	6.8



- [] Ranking at each section and finish
- .-.- No data available at this section
- NA No data available



Horse/Jockey Name	No Love Lost
Final Rank	4
Fastest Section Time (Section)	0:11.02 (1000m)
Top Speed [km/h] (Section)	69.1 (Overall)
Race State	Finished



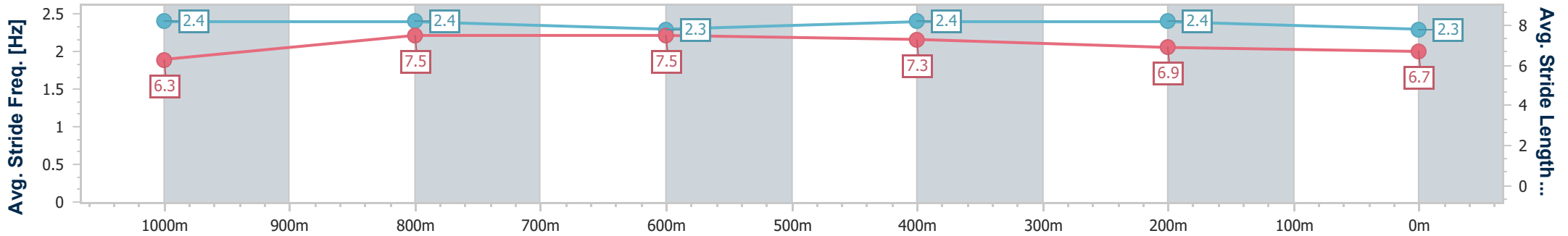
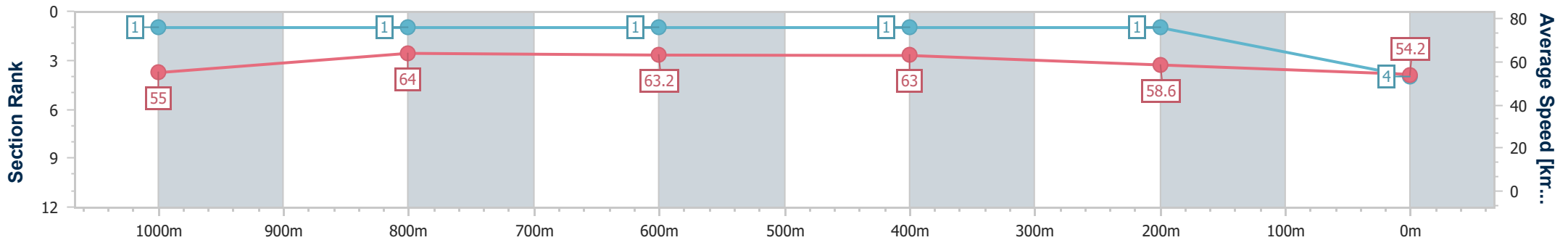
Ladbroke's Cannon Park QLD Professional
 Race 6: LADBROKES YARD COMMENTS BENCHMARK 55
 Handicap - 1250m



01 August 2024 - 15:50

Track Rating: Soft 6, Weather: Overcast, Rail Position: +1.5m Entire

Section	Overall	1000m	800m	600m	400m	200m
Section Times	1:15.75 [4] (0:16.20)	0:59.55 [1] (0:11.02)	0:48.53 [1] (0:11.43)	0:37.10 [1] (0:11.45)	0:25.65 [1] (0:12.38)	0:13.27 [1] (0:13.27)
Average Speed [km/h]	55.0	64.0	63.2	63.0	58.6	54.2
Top Speed [km/h]	69.1	65.4	63.8	64.2	61.0	55.9
Avg. Dist. to Rail [m]	1.7	2.6	0.7	0.8	4.3	8.1
Avg. Stride Freq. [Hz]	2.4	2.4	2.3	2.4	2.4	2.3
Avg. Stride Length [m]	6.3	7.5	7.5	7.3	6.9	6.7



- [] Ranking at each section and finish
- .-.- No data available at this section
- NA No data available



Horse/Jockey Name	Guapo
Final Rank	5
Fastest Section Time (Section)	0:11.06 (1000m)
Top Speed [km/h] (Section)	68.3 (Overall)
Race State	Finished



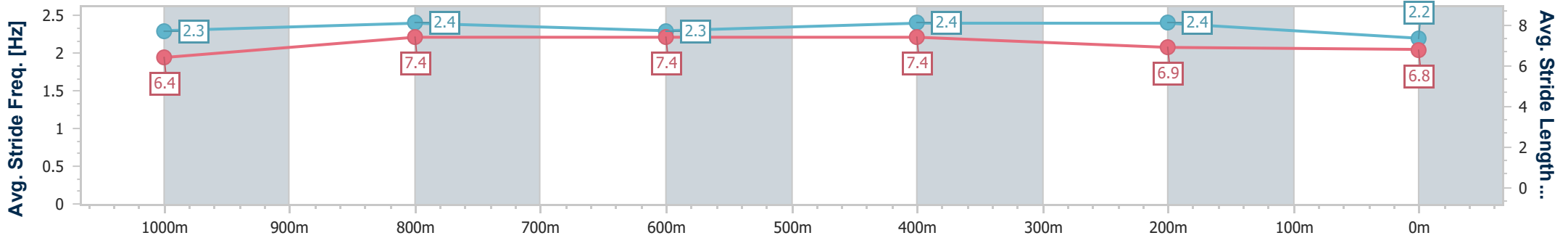
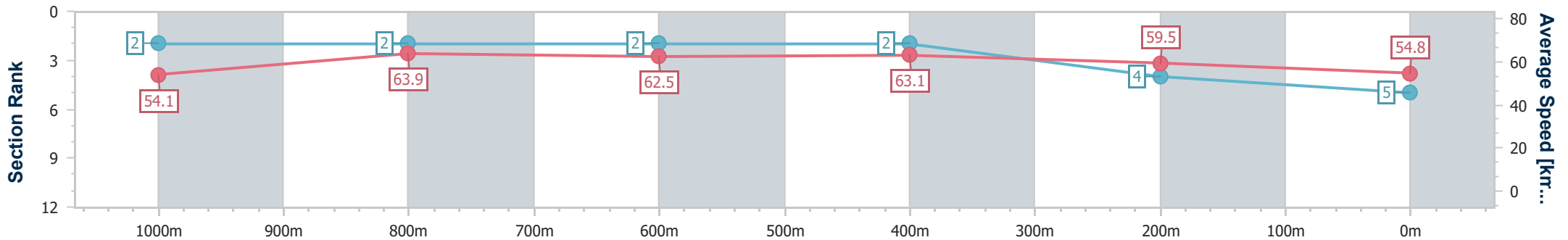
Ladbroke's Cannon Park QLD Professional
Race 6: LADBROKES YARD COMMENTS BENCHMARK 55
Handicap - 1250m

01 August 2024 - 15:50



Track Rating: Soft 6, Weather: Overcast, Rail Position: +1.5m Entire

Section	Overall	1000m	800m	600m	400m	200m
Section Times	1:15.88 [5] (0:16.33)	0:59.55 [2] (0:11.06)	0:48.49 [2] (0:11.51)	0:36.98 [2] (0:11.57)	0:25.41 [2] (0:12.31)	0:13.10 [4] (0:13.10)
Average Speed [km/h]	54.1	63.9	62.5	63.1	59.5	54.8
Top Speed [km/h]	68.3	66.6	63.3	64.2	61.3	57.2
Avg. Dist. to Rail [m]	5.5	2.8	1.3	1.7	7.4	8.4
Avg. Stride Freq. [Hz]	2.3	2.4	2.3	2.4	2.4	2.2
Avg. Stride Length [m]	6.4	7.4	7.4	7.4	6.9	6.8



- [] Ranking at each section and finish
- .-.- No data available at this section
- NA No data available



Horse/Jockey Name	Mirror Illusion
Final Rank	6
Fastest Section Time (Section)	0:10.86 (1000m)
Top Speed [km/h] (Section)	66.6 (Overall)
Race State	Finished



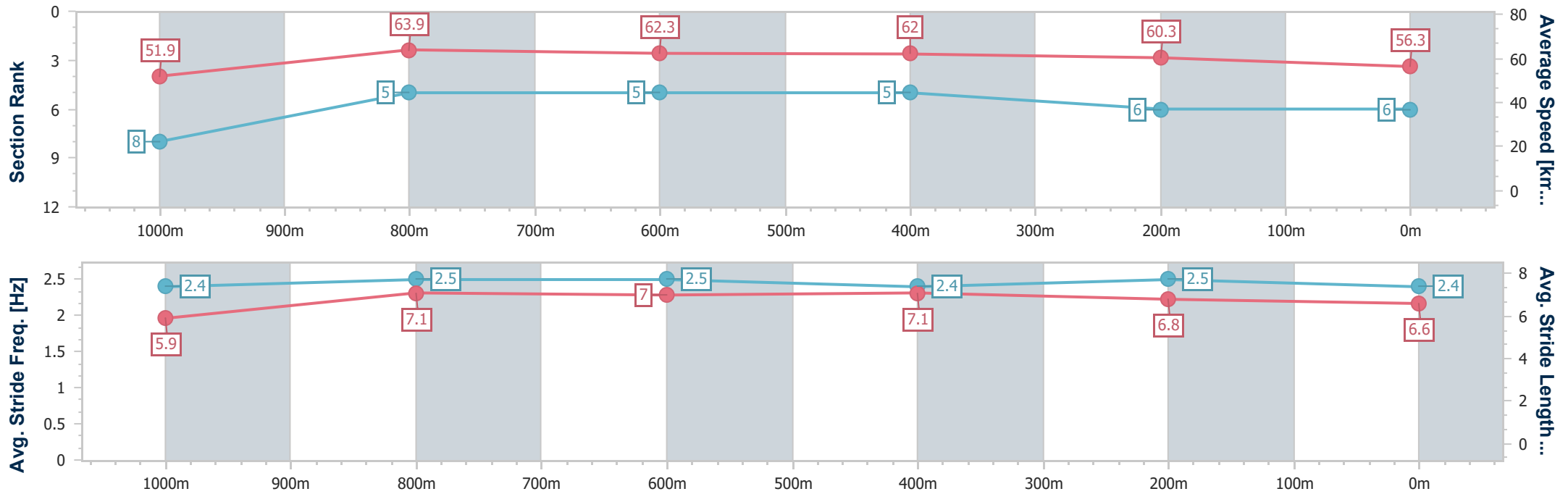
Ladbrokes Cannon Park QLD Professional
Race 6: LADBROKES YARD COMMENTS BENCHMARK 55
Handicap - 1250m



01 August 2024 - 15:50

Track Rating: Soft 6, Weather: Overcast, Rail Position: +1.5m Entire

Section	Overall	1000m	800m	600m	400m	200m
Section Times	1:15.92 [6] (0:17.04)	0:58.88 [8] (0:10.86)	0:48.02 [5] (0:11.56)	0:36.46 [5] (0:11.60)	0:24.86 [5] (0:12.10)	0:12.76 [6] (0:12.76)
Average Speed [km/h]	51.9	63.9	62.3	62.0	60.3	56.3
Top Speed [km/h]	66.6	66.0	62.9	63.6	61.3	60.6
Avg. Dist. to Rail [m]	4.2	5.2	2.1	1.3	7.2	11.6
Avg. Stride Freq. [Hz]	2.4	2.5	2.5	2.4	2.5	2.4
Avg. Stride Length [m]	5.9	7.1	7.0	7.1	6.8	6.6



- [] Ranking at each section and finish
- .-.- No data available at this section
- NA No data available



Horse/Jockey Name	Rothgurl
Final Rank	7
Fastest Section Time (Section)	0:11.32 (1000m)
Top Speed [km/h] (Section)	69.0 (Overall)
Race State	Finished



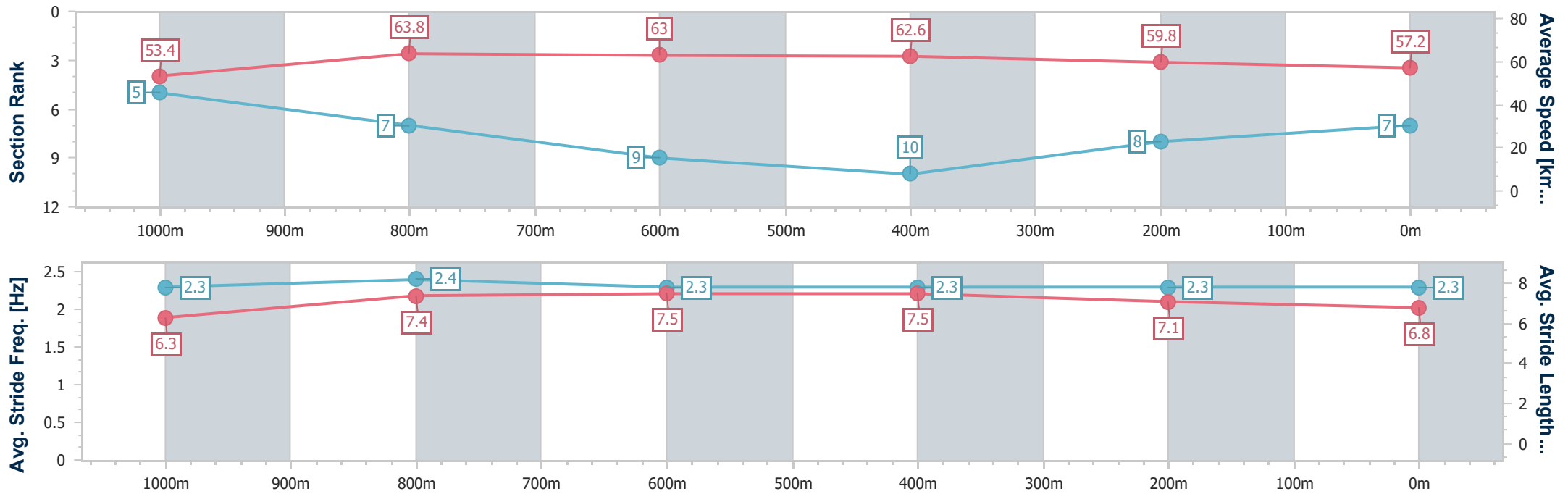
Ladbroke's Cannon Park QLD Professional
Race 6: LADBROKES YARD COMMENTS BENCHMARK 55
Handicap - 1250m

01 August 2024 - 15:50



Track Rating: Soft 6, Weather: Overcast, Rail Position: +1.5m Entire

Section	Overall	1000m	800m	600m	400m	200m
Section Times	1:16.18 [7] (0:16.88)	0:59.30 [5] (0:11.32)	0:47.98 [7] (0:11.40)	0:36.58 [9] (0:11.76)	0:24.82 [10] (0:12.24)	0:12.58 [8] (0:12.58)
Average Speed [km/h]	53.4	63.8	63.0	62.6	59.8	57.2
Top Speed [km/h]	69.0	65.7	64.5	63.4	60.9	60.1
Avg. Dist. to Rail [m]	4.4	0.7	1.3	3.0	5.7	4.8
Avg. Stride Freq. [Hz]	2.3	2.4	2.3	2.3	2.3	2.3
Avg. Stride Length [m]	6.3	7.4	7.5	7.5	7.1	6.8



- [] Ranking at each section and finish
- .-.- No data available at this section
- NA No data available



Horse/Jockey Name	Lucky Rolla
Final Rank	8
Fastest Section Time (Section)	0:11.03 (1000m)
Top Speed [km/h] (Section)	69.6 (Overall)
Race State	Finished



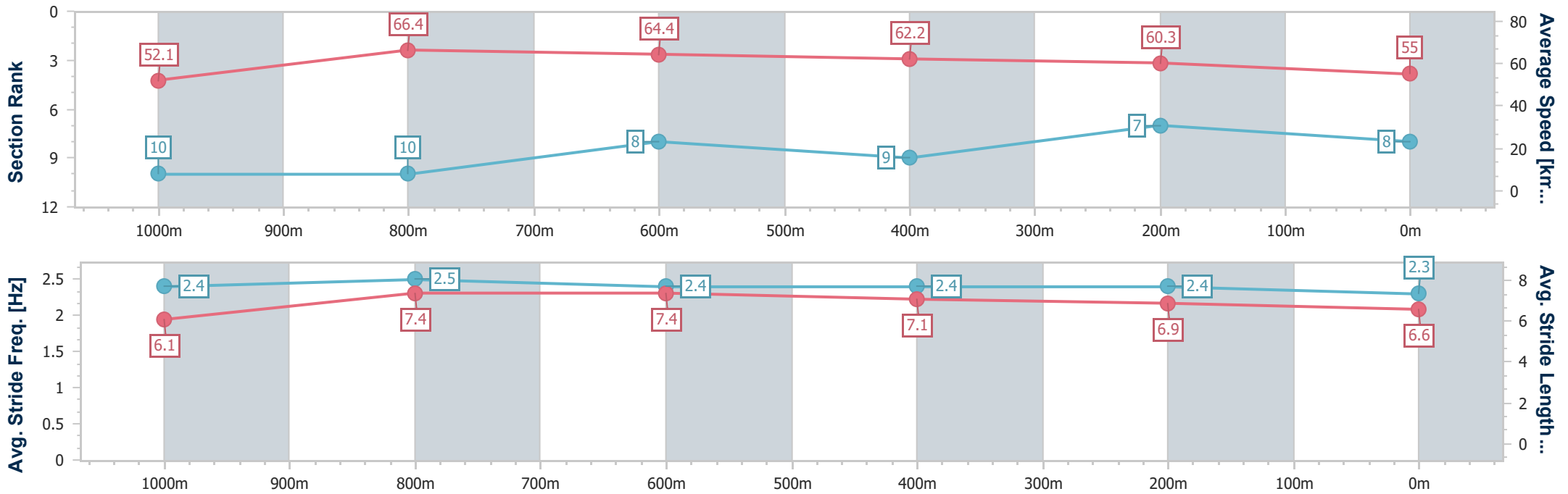
Ladbroke's Cannon Park QLD Professional
Race 6: LADBROKES YARD COMMENTS BENCHMARK 55
Handicap - 1250m



01 August 2024 - 15:50

Track Rating: Soft 6, Weather: Overcast, Rail Position: +1.5m Entire

Section	Overall	1000m	800m	600m	400m	200m
Section Times	1:16.53 [8] (0:17.36)	0:59.17 [10] (0:11.03)	0:48.14 [10] (0:11.19)	0:36.95 [8] (0:11.76)	0:25.19 [9] (0:12.12)	0:13.07 [7] (0:13.07)
Average Speed [km/h]	52.1	66.4	64.4	62.2	60.3	55.0
Top Speed [km/h]	69.6	68.9	65.8	63.1	62.2	58.6
Avg. Dist. to Rail [m]	3.5	2.7	3.2	3.0	7.6	10.7
Avg. Stride Freq. [Hz]	2.4	2.5	2.4	2.4	2.4	2.3
Avg. Stride Length [m]	6.1	7.4	7.4	7.1	6.9	6.6



- [] Ranking at each section and finish
- .-.- No data available at this section
- NA No data available



Horse/Jockey Name	Para Park Chance
Final Rank	9
Fastest Section Time (Section)	0:11.09 (1000m)
Top Speed [km/h] (Section)	68.1 (Overall)
Race State	Finished



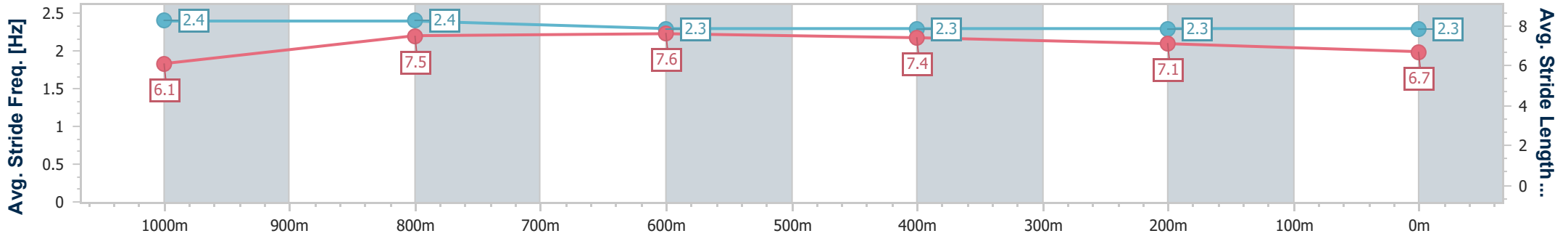
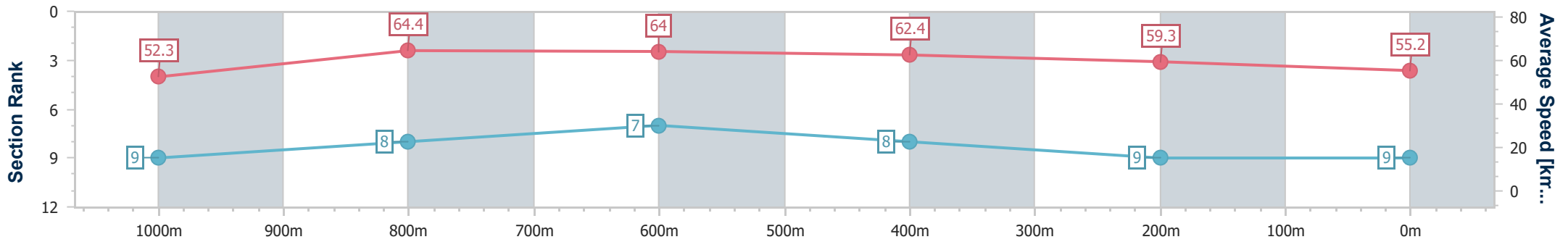
Ladbroke's Cannon Park QLD Professional
 Race 6: LADBROKES YARD COMMENTS BENCHMARK 55
 Handicap - 1250m



01 August 2024 - 15:50

Track Rating: Soft 6, Weather: Overcast, Rail Position: +1.5m Entire

Section	Overall	1000m	800m	600m	400m	200m
Section Times	1:16.69 [9] (0:17.20)	0:59.49 [9] (0:11.09)	0:48.40 [8] (0:11.28)	0:37.12 [7] (0:11.74)	0:25.38 [8] (0:12.35)	0:13.03 [9] (0:13.03)
Average Speed [km/h]	52.3	64.4	64.0	62.4	59.3	55.2
Top Speed [km/h]	68.1	66.3	65.3	63.2	60.4	57.9
Avg. Dist. to Rail [m]	1.5	0.8	1.3	2.7	7.2	10.2
Avg. Stride Freq. [Hz]	2.4	2.4	2.3	2.3	2.3	2.3
Avg. Stride Length [m]	6.1	7.5	7.6	7.4	7.1	6.7



- [] Ranking at each section and finish
- .-.- No data available at this section
- NA No data available



Horse/Jockey Name	Bloomin' Ripper
Final Rank	10
Fastest Section Time (Section)	0:11.03 (1000m)
Top Speed [km/h] (Section)	66.7 (Overall)
Race State	Finished

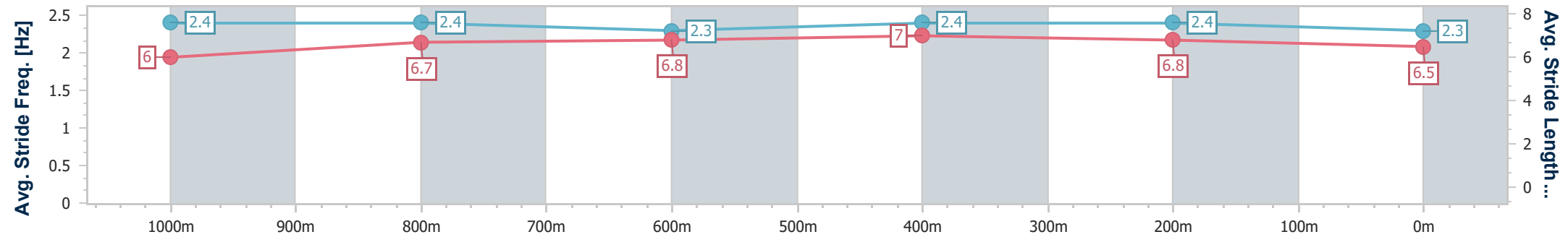
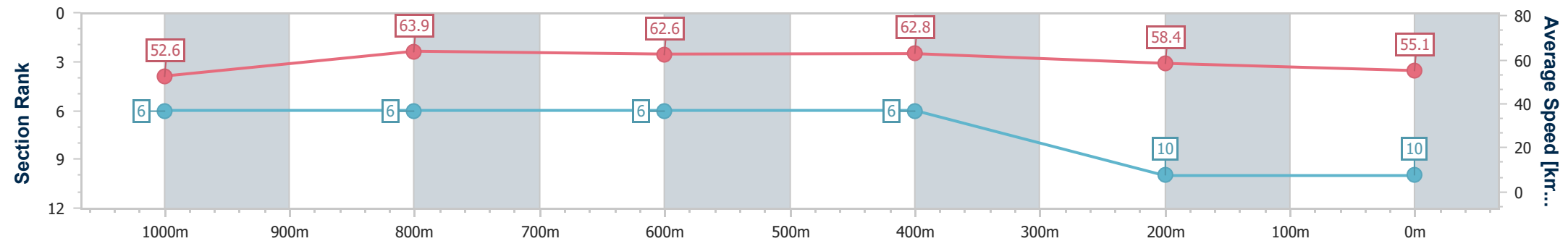


Ladbroke's Cannon Park QLD Professional
 Race 6: LADBROKES YARD COMMENTS BENCHMARK 55
 Handicap - 1250m
 01 August 2024 - 15:50



Track Rating: Soft 6, Weather: Overcast, Rail Position: +1.5m Entire

Section	Overall	1000m	800m	600m	400m	200m
Section Times	1:16.74 [10] (0:16.99)	0:59.75 [6] (0:11.03)	0:48.72 [6] (0:11.50)	0:37.22 [6] (0:11.62)	0:25.60 [6] (0:12.57)	0:13.03 [10] (0:13.03)
Average Speed [km/h]	52.6	63.9	62.6	62.8	58.4	55.1
Top Speed [km/h]	66.7	65.1	63.5	64.2	60.7	57.6
Avg. Dist. to Rail [m]	3.1	3.5	1.0	2.0	9.6	11.6
Avg. Stride Freq. [Hz]	2.4	2.4	2.3	2.4	2.4	2.3
Avg. Stride Length [m]	6.0	6.7	6.8	7.0	6.8	6.5



- [] Ranking at each section and finish
- .-.- No data available at this section
- NA No data available



Ladbrokes Cannon Park QLD Professional

Race 7: CASHCOR ENGINEERING BENCHMARK 70 Handicap - 1250m

01 August 2024 - 16:29



Track Rating: Soft 6, Weather: Overcast, Rail Position: +1.5m Entire

Section		Overall	1000m	800m	600m	400m	200m	Last 600m					
Field Times		1:15.55 (0:16.66)	0:58.89 (0:11.56)	0:47.33 (0:11.32)	0:36.01 (0:11.87)	0:24.14 (0:12.07)	0:12.07 (0:12.07)	0:36.01					
Rank	TAB Horse/Jockey	Barrier	Top Speed [km/h]	Fastest Section	Margin						Distance Travelled [m]		
1	4 CROWNING MOMENT Lacey Morrison	5	66.6 800m	0:11.25 800m	1:15.55 [1] (0:16.96)	0:58.59 [4] (0:11.53)	0:47.06 [6] (0:11.25)	0:35.81 [4] (0:11.91)	0:23.90 [3] (0:11.89)	0:12.01 [2] (0:12.01)	1:15.55	0:35.81	
2	1 CALL ME MO Justin Huxtable	11	66.2 1000m	0:11.33 800m	1:15.74 [2] (0:17.42)	0:58.32 [8] (0:11.44)	0:46.88 [8] (0:11.33)	0:35.55 [8] (0:11.77)	0:23.78 [8] (0:11.64)	0:12.14 [4] (0:12.14)	1.1L	0:35.55	-3
3	5 TYCOON BEAU Masayuki Abe	3	64.7 Overall	0:11.33 800m	1:16.06 [3] (0:16.97)	0:59.09 [5] (0:11.47)	0:47.62 [4] (0:11.33)	0:36.29 [5] (0:11.91)	0:24.38 [4] (0:12.04)	0:12.34 [5] (0:12.34)	2.96L	0:36.29	-4
4	6 ROUGH CUT JEWEL Nathan Day	7	67.5 Overall	0:11.32 800m	1:16.06 [4] (0:16.77)	0:59.29 [2] (0:11.45)	0:47.84 [1] (0:11.32)	0:36.52 [1] (0:11.87)	0:24.65 [1] (0:12.07)	0:12.58 [1] (0:12.58)	2.99L	0:36.52	+1
5	11 BONYTHON Corey Sutherland	10	64.0 1000m	0:11.42 1000m	1:16.22 [5] (0:16.87)	0:59.35 [3] (0:11.42)	0:47.93 [3] (0:11.44)	0:36.49 [3] (0:12.03)	0:24.46 [6] (0:12.05)	0:12.41 [6] (0:12.41)	3.94L	0:36.49	+1
6	7 COUNTER COMMAND Scott Sheargold	6	66.2 Overall	0:11.34 800m	1:16.31 [6] (0:16.66)	0:59.65 [1] (0:11.57)	0:48.08 [2] (0:11.34)	0:36.74 [2] (0:11.95)	0:24.79 [2] (0:12.07)	0:12.72 [3] (0:12.72)	4.46L	0:36.74	+3
7	10 LADY OF FORTUNE Tyler Leslight	8	66.8 Overall	0:11.39 1000m	1:16.65 [7] (0:17.07)	0:59.58 [6] (0:11.39)	0:48.19 [5] (0:11.40)	0:36.79 [6] (0:11.88)	0:24.91 [5] (0:12.18)	0:12.73 [7] (0:12.73)	6.44L	0:36.79	+8
8	8 MODERNISM Zac Sprie	2	65.1 800m	0:11.24 800m	1:17.35 [8] (0:17.88)	0:59.47 [9] (0:11.42)	0:48.05 [9] (0:11.24)	0:36.81 [9] (0:11.92)	0:24.89 [9] (0:12.23)	0:12.66 [9] (0:12.66)	10.58L	0:36.81	-5
9	9 BATTLE ROYALE Jackson Murphy	9	67.6 Overall	0:11.34 800m	1:17.99 [9] (0:17.13)	1:00.86 [7] (0:11.43)	0:49.43 [7] (0:11.34)	0:38.09 [7] (0:12.02)	0:26.07 [7] (0:12.57)	0:13.50 [8] (0:13.50)	14.33L	0:38.09	+3

Scratched: Ventura Ocean (#3), Stats (#2)

[] Ranking at each section and finish
 -:-:- No data available at this section
 NA No data available

SCN Saddle cloth number
 DNF Did not finish
 DNT Did not track



Horse/Jockey Name	Crowning Moment
Final Rank	1
Fastest Section Time (Section)	0:11.25 (800m)
Top Speed [km/h] (Section)	66.6 (800m)
Race State	Finished



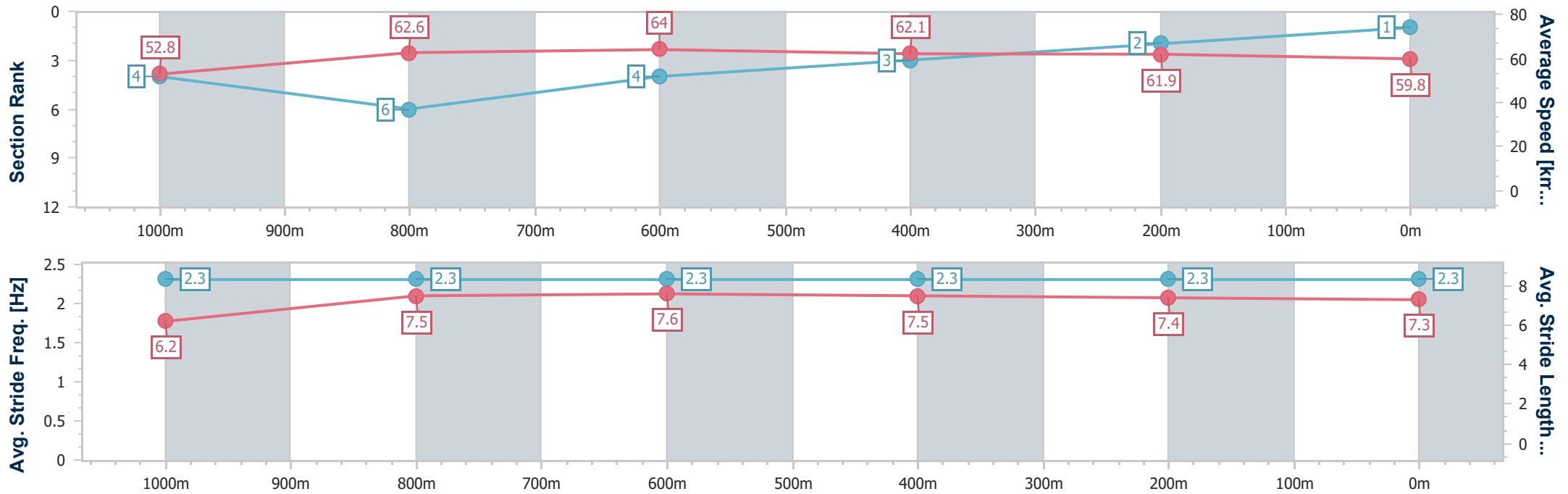
Ladbrokes Cannon Park QLD Professional
Race 7: CASHCOR ENGINEERING BENCHMARK 70 Handicap - 1250m

01 August 2024 - 16:29

Track Rating: Soft 6, Weather: Overcast, Rail Position: +1.5m Entire



Section	Overall	1000m	800m	600m	400m	200m
Section Times	1:15.55 [1] (0:16.96)	0:58.59 [4] (0:11.53)	0:47.06 [6] (0:11.25)	0:35.81 [4] (0:11.91)	0:23.90 [3] (0:11.89)	0:12.01 [2] (0:12.01)
Average Speed [km/h]	52.8	62.6	64.0	62.1	61.9	59.8
Top Speed [km/h]	65.4	64.3	66.6	64.0	62.8	62.5
Avg. Dist. to Rail [m]	1.8	0.8	2.9	4.1	9.0	11.1
Avg. Stride Freq. [Hz]	2.3	2.3	2.3	2.3	2.3	2.3
Avg. Stride Length [m]	6.2	7.5	7.6	7.5	7.4	7.3



- [] Ranking at each section and finish
- .-.- No data available at this section
- NA No data available



Horse/Jockey Name	Call Me Mo
Final Rank	2
Fastest Section Time (Section)	0:11.33 (800m)
Top Speed [km/h] (Section)	66.2 (1000m)
Race State	Finished



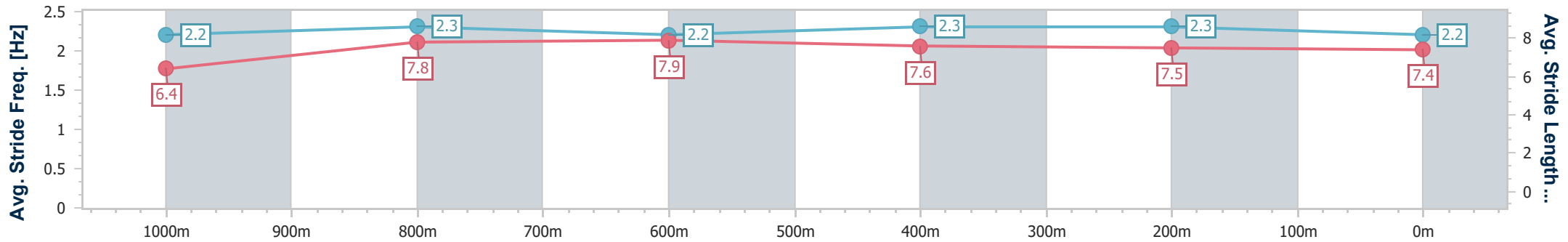
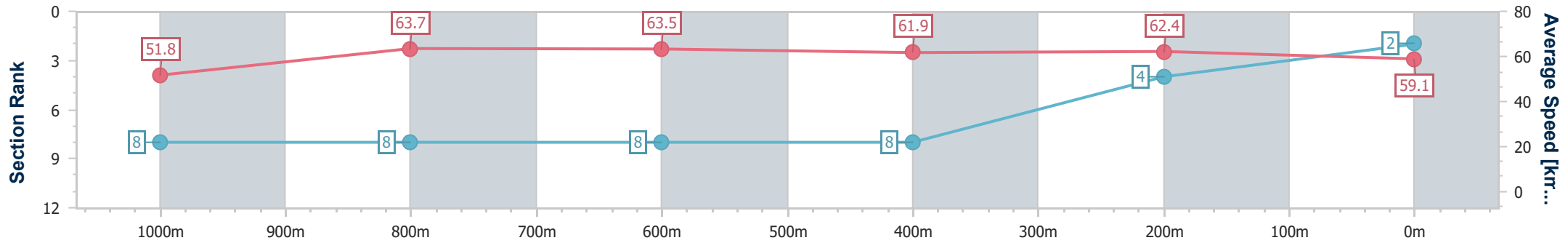
Ladbrokes Cannon Park QLD Professional
Race 7: CASHCOR ENGINEERING BENCHMARK 70 Handicap - 1250m



01 August 2024 - 16:29

Track Rating: Soft 6, Weather: Overcast, Rail Position: +1.5m Entire

Section	Overall	1000m	800m	600m	400m	200m
Section Times	1:15.74 [2] (0:17.42)	0:58.32 [8] (0:11.44)	0:46.88 [8] (0:11.33)	0:35.55 [8] (0:11.77)	0:23.78 [8] (0:11.64)	0:12.14 [4] (0:12.14)
Average Speed [km/h]	51.8	63.7	63.5	61.9	62.4	59.1
Top Speed [km/h]	64.7	66.2	64.6	64.3	63.3	62.7
Avg. Dist. to Rail [m]	3.9	2.4	4.1	1.8	5.0	6.3
Avg. Stride Freq. [Hz]	2.2	2.3	2.2	2.3	2.3	2.2
Avg. Stride Length [m]	6.4	7.8	7.9	7.6	7.5	7.4



- [] Ranking at each section and finish
- .-.- No data available at this section
- NA No data available



Horse/Jockey Name	Tycoon Beau
Final Rank	3
Fastest Section Time (Section)	0:11.33 (800m)
Top Speed [km/h] (Section)	64.7 (Overall)
Race State	Finished



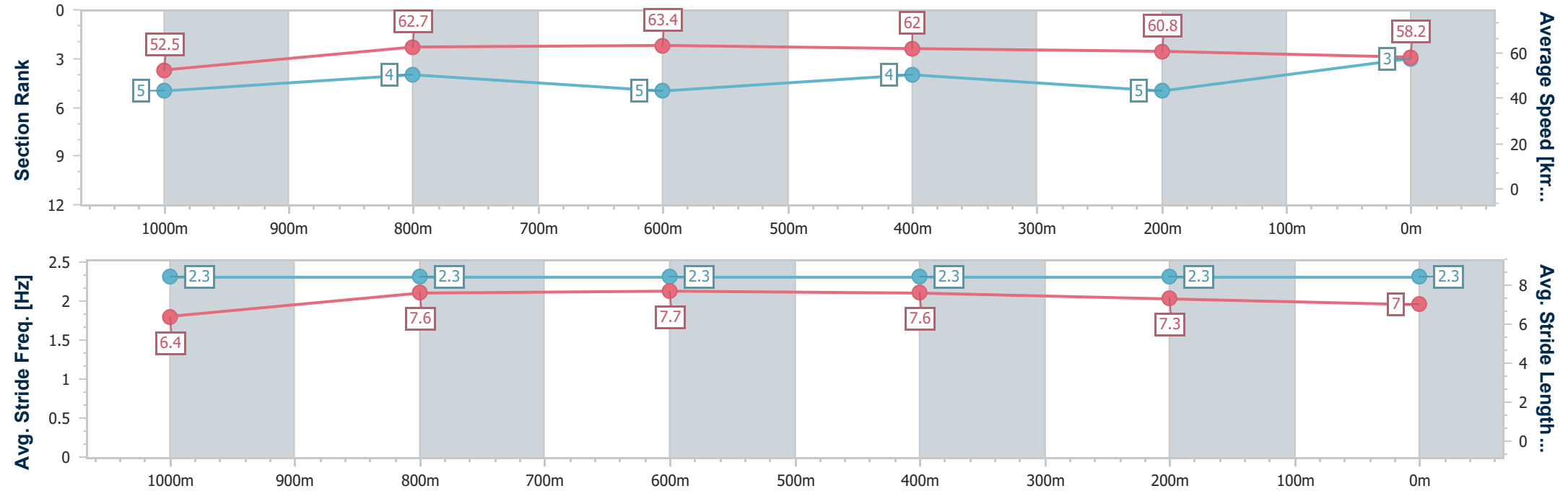
Ladbrokes Cannon Park QLD Professional
Race 7: CASHCOR ENGINEERING BENCHMARK 70 Handicap - 1250m

01 August 2024 - 16:29

Track Rating: Soft 6, Weather: Overcast, Rail Position: +1.5m Entire



Section	Overall	1000m	800m	600m	400m	200m
Section Times	1:16.06 [3] (0:16.97)	0:59.09 [5] (0:11.47)	0:47.62 [4] (0:11.33)	0:36.29 [5] (0:11.91)	0:24.38 [4] (0:12.04)	0:12.34 [5] (0:12.34)
Average Speed [km/h]	52.5	62.7	63.4	62.0	60.8	58.2
Top Speed [km/h]	64.7	63.7	64.3	62.9	61.8	61.0
Avg. Dist. to Rail [m]	2.9	1.4	3.4	4.0	7.2	7.8
Avg. Stride Freq. [Hz]	2.3	2.3	2.3	2.3	2.3	2.3
Avg. Stride Length [m]	6.4	7.6	7.7	7.6	7.3	7.0



- [] Ranking at each section and finish
- .-.- No data available at this section
- NA No data available



Horse/Jockey Name	Rough Cut Jewel
Final Rank	4
Fastest Section Time (Section)	0:11.32 (800m)
Top Speed [km/h] (Section)	67.5 (Overall)
Race State	Finished



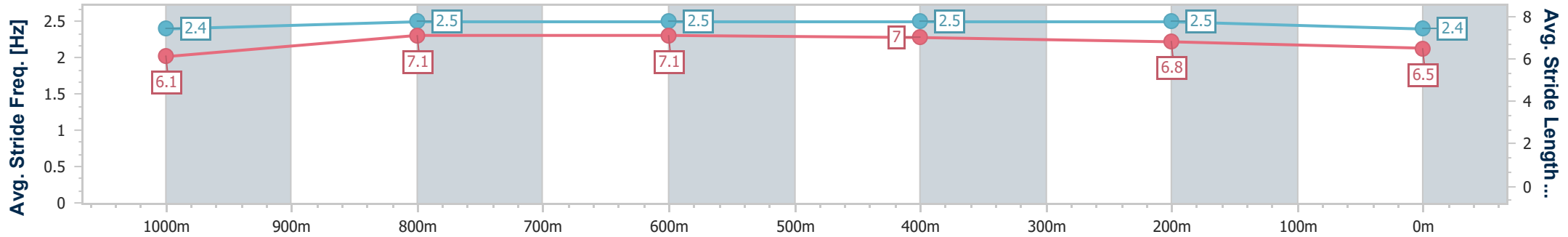
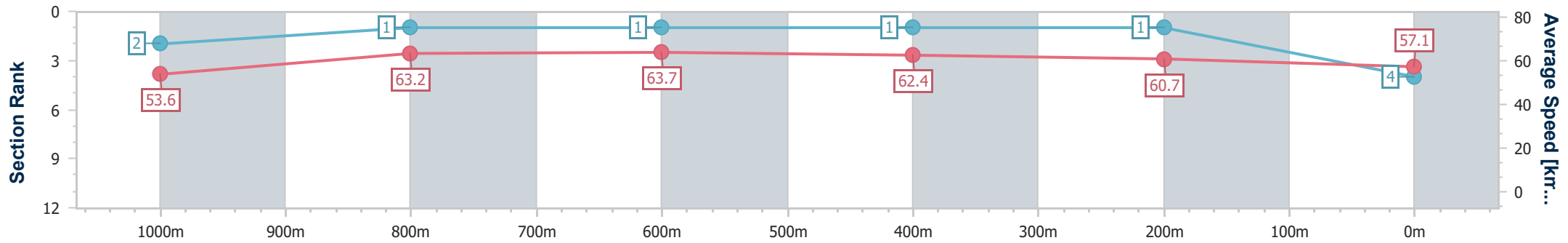
Ladbrokes Cannon Park QLD Professional
Race 7: CASHCOR ENGINEERING BENCHMARK 70 Handicap - 1250m

01 August 2024 - 16:29

Track Rating: Soft 6, Weather: Overcast, Rail Position: +1.5m Entire



Section	Overall	1000m	800m	600m	400m	200m
Section Times	1:16.06 [4] (0:16.77)	0:59.29 [2] (0:11.45)	0:47.84 [1] (0:11.32)	0:36.52 [1] (0:11.87)	0:24.65 [1] (0:12.07)	0:12.58 [1] (0:12.58)
Average Speed [km/h]	53.6	63.2	63.7	62.4	60.7	57.1
Top Speed [km/h]	67.5	64.1	64.0	62.9	62.3	58.5
Avg. Dist. to Rail [m]	3.5	1.3	4.2	4.1	8.5	10.8
Avg. Stride Freq. [Hz]	2.4	2.5	2.5	2.5	2.5	2.4
Avg. Stride Length [m]	6.1	7.1	7.1	7.0	6.8	6.5



- [] Ranking at each section and finish
- .-.- No data available at this section
- NA No data available



Horse/Jockey Name	Bonython
Final Rank	5
Fastest Section Time (Section)	0:11.42 (1000m)
Top Speed [km/h] (Section)	64.0 (1000m)
Race State	Finished



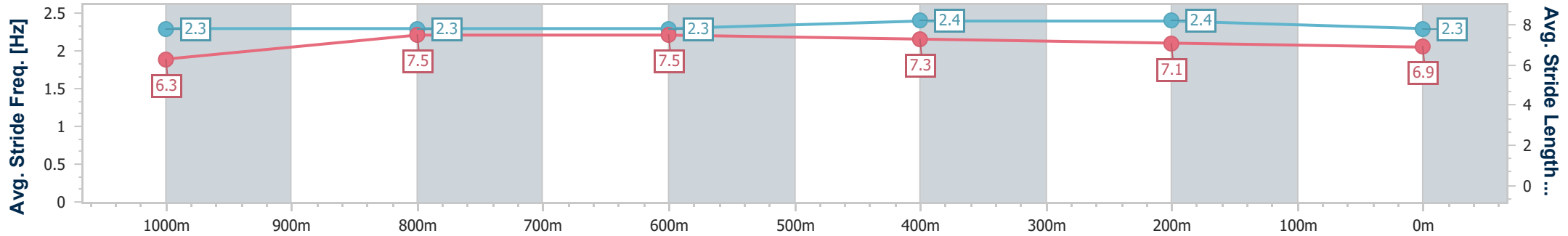
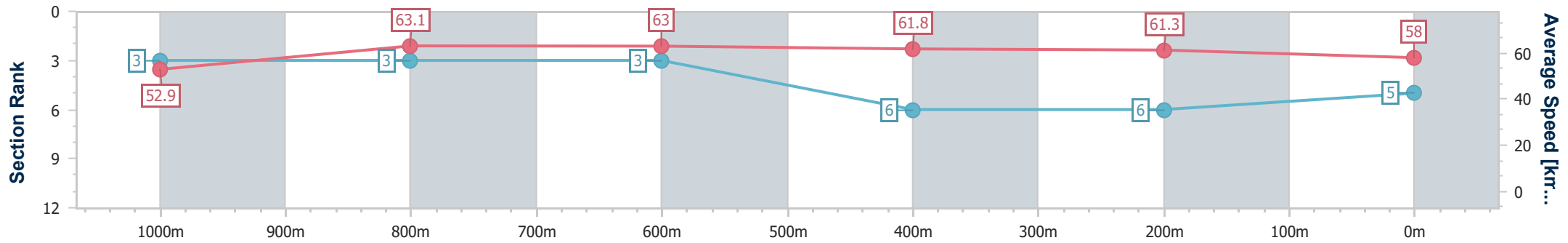
Ladbrokes Cannon Park QLD Professional
Race 7: CASHCOR ENGINEERING BENCHMARK 70 Handicap - 1250m

01 August 2024 - 16:29

Track Rating: Soft 6, Weather: Overcast, Rail Position: +1.5m Entire



Section	Overall	1000m	800m	600m	400m	200m
Section Times	1:16.22 [5] (0:16.87)	0:59.35 [3] (0:11.42)	0:47.93 [3] (0:11.44)	0:36.49 [3] (0:12.03)	0:24.46 [6] (0:12.05)	0:12.41 [6] (0:12.41)
Average Speed [km/h]	52.9	63.1	63.0	61.8	61.3	58.0
Top Speed [km/h]	62.3	64.0	63.7	63.7	62.1	60.6
Avg. Dist. to Rail [m]	3.1	1.6	4.8	5.5	9.9	11.4
Avg. Stride Freq. [Hz]	2.3	2.3	2.3	2.4	2.4	2.3
Avg. Stride Length [m]	6.3	7.5	7.5	7.3	7.1	6.9



- [] Ranking at each section and finish
- .-.- No data available at this section
- NA No data available



Horse/Jockey Name	Counter Command
Final Rank	6
Fastest Section Time (Section)	0:11.34 (800m)
Top Speed [km/h] (Section)	66.2 (Overall)
Race State	Finished



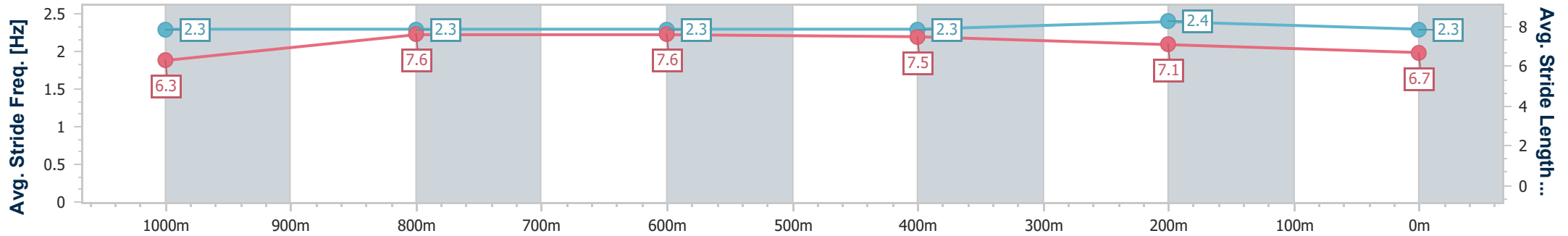
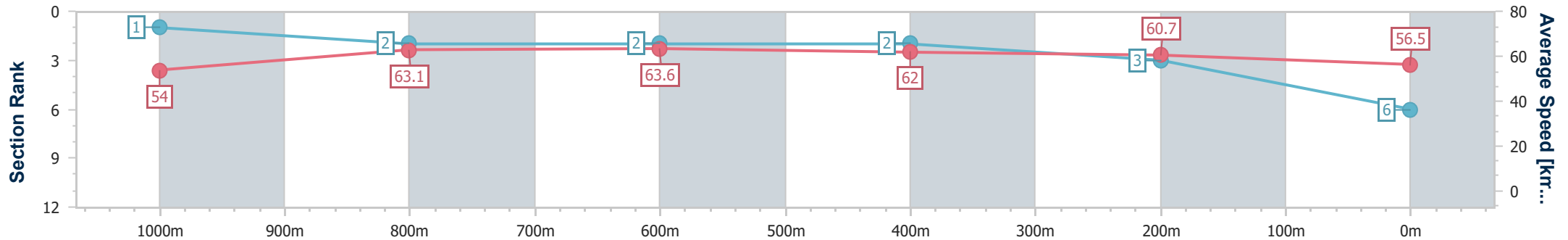
Ladbrokes Cannon Park QLD Professional
Race 7: CASHCOR ENGINEERING BENCHMARK 70 Handicap - 1250m

01 August 2024 - 16:29

Track Rating: Soft 6, Weather: Overcast, Rail Position: +1.5m Entire



Section	Overall	1000m	800m	600m	400m	200m
Section Times	1:16.31 [6] (0:16.66)	0:59.65 [1] (0:11.57)	0:48.08 [2] (0:11.34)	0:36.74 [2] (0:11.95)	0:24.79 [2] (0:12.07)	0:12.72 [3] (0:12.72)
Average Speed [km/h]	54.0	63.1	63.6	62.0	60.7	56.5
Top Speed [km/h]	66.2	65.1	63.9	63.0	61.6	59.0
Avg. Dist. to Rail [m]	1.1	2.9	4.5	4.8	6.1	7.0
Avg. Stride Freq. [Hz]	2.3	2.3	2.3	2.3	2.4	2.3
Avg. Stride Length [m]	6.3	7.6	7.6	7.5	7.1	6.7



- [] Ranking at each section and finish
- .-.- No data available at this section
- NA No data available



Horse/Jockey Name	Lady Of Fortune
Final Rank	7
Fastest Section Time (Section)	0:11.39 (1000m)
Top Speed [km/h] (Section)	66.8 (Overall)
Race State	Finished



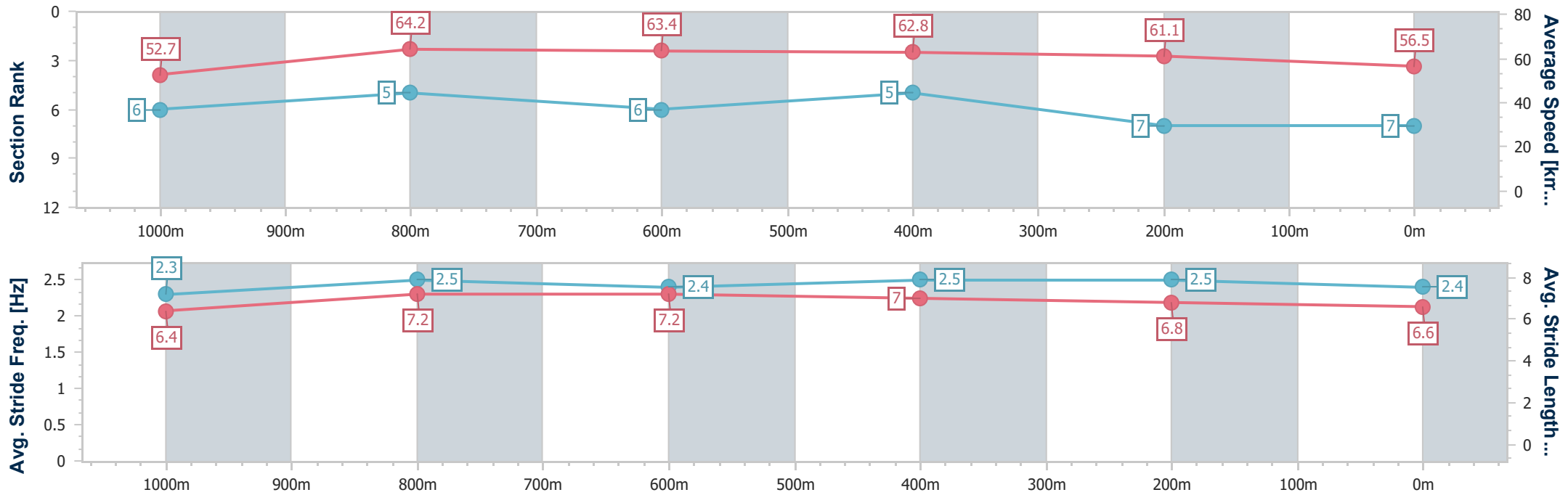
Ladbrokes Cannon Park QLD Professional
Race 7: CASHCOR ENGINEERING BENCHMARK 70 Handicap - 1250m

01 August 2024 - 16:29

Track Rating: Soft 6, Weather: Overcast, Rail Position: +1.5m Entire



Section	Overall	1000m	800m	600m	400m	200m
Section Times	1:16.65 [7] (0:17.07)	0:59.58 [6] (0:11.39)	0:48.19 [5] (0:11.40)	0:36.79 [6] (0:11.88)	0:24.91 [5] (0:12.18)	0:12.73 [7] (0:12.73)
Average Speed [km/h]	52.7	64.2	63.4	62.8	61.1	56.5
Top Speed [km/h]	66.8	65.9	64.8	64.7	61.8	59.8
Avg. Dist. to Rail [m]	2.7	3.2	4.9	6.2	11.9	13.6
Avg. Stride Freq. [Hz]	2.3	2.5	2.4	2.5	2.5	2.4
Avg. Stride Length [m]	6.4	7.2	7.2	7.0	6.8	6.6



- [] Ranking at each section and finish
- .-.- No data available at this section
- NA No data available



Horse/Jockey Name	Modernism
Final Rank	8
Fastest Section Time (Section)	0:11.24 (800m)
Top Speed [km/h] (Section)	65.1 (800m)
Race State	Finished



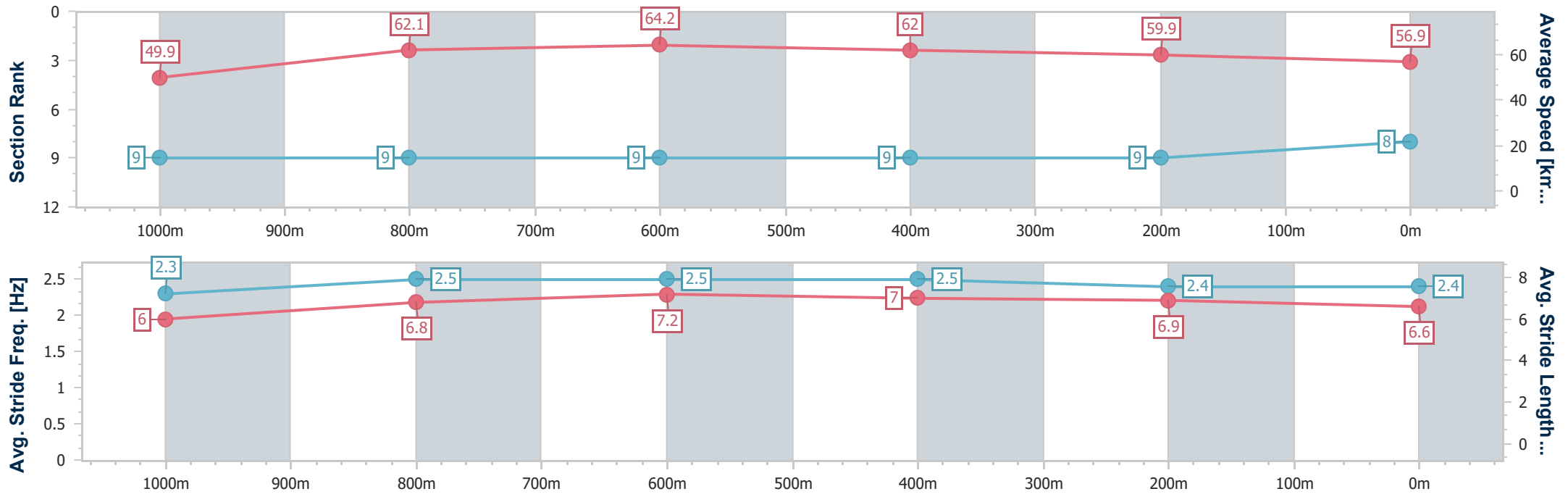
Ladbrokes Cannon Park QLD Professional
Race 7: CASHCOR ENGINEERING BENCHMARK 70 Handicap - 1250m

01 August 2024 - 16:29

Track Rating: Soft 6, Weather: Overcast, Rail Position: +1.5m Entire



Section	Overall	1000m	800m	600m	400m	200m
Section Times	1:17.35 [8] (0:17.88)	0:59.47 [9] (0:11.42)	0:48.05 [9] (0:11.24)	0:36.81 [9] (0:11.92)	0:24.89 [9] (0:12.23)	0:12.66 [9] (0:12.66)
Average Speed [km/h]	49.9	62.1	64.2	62.0	59.9	56.9
Top Speed [km/h]	61.6	63.9	65.1	63.5	61.4	58.9
Avg. Dist. to Rail [m]	4.0	2.3	4.3	4.4	7.6	7.6
Avg. Stride Freq. [Hz]	2.3	2.5	2.5	2.5	2.4	2.4
Avg. Stride Length [m]	6.0	6.8	7.2	7.0	6.9	6.6



- [] Ranking at each section and finish
- .-.- No data available at this section
- NA No data available



Horse/Jockey Name	Battle Royale
Final Rank	9
Fastest Section Time (Section)	0:11.34 (800m)
Top Speed [km/h] (Section)	67.6 (Overall)
Race State	Finished



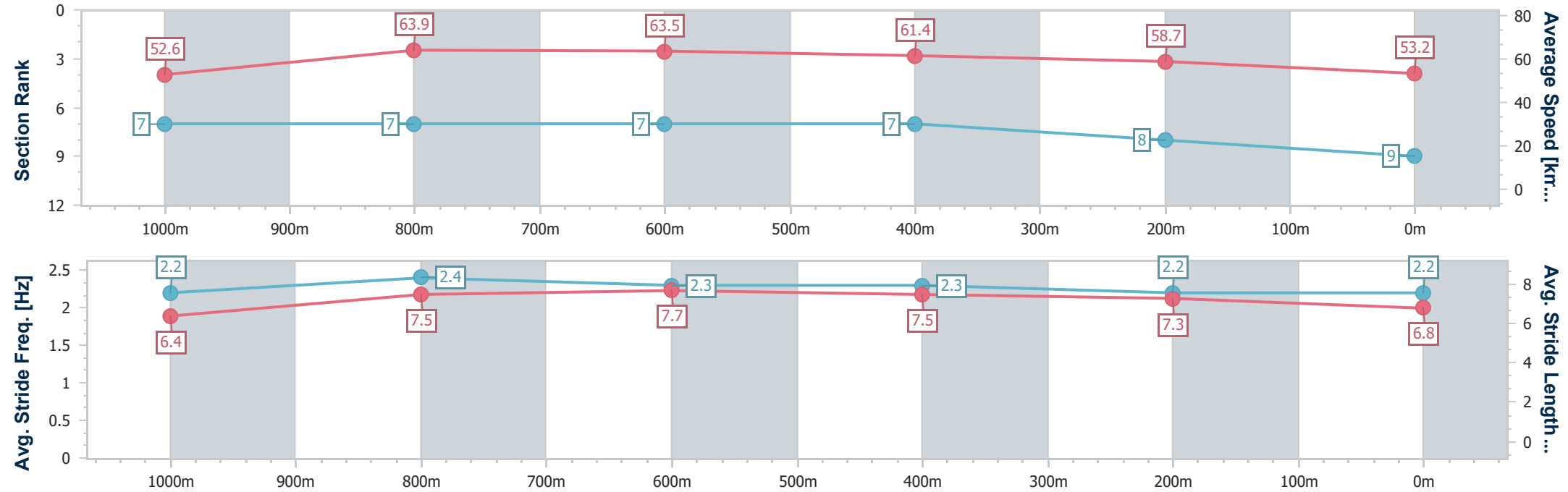
Ladbrokes Cannon Park QLD Professional
 Race 7: CASHCOR ENGINEERING BENCHMARK 70 Handicap - 1250m



01 August 2024 - 16:29

Track Rating: Soft 6, Weather: Overcast, Rail Position: +1.5m Entire

Section	Overall	1000m	800m	600m	400m	200m
Section Times	1:17.99 [9] (0:17.13)	1:00.86 [7] (0:11.43)	0:49.43 [7] (0:11.34)	0:38.09 [7] (0:12.02)	0:26.07 [7] (0:12.57)	0:13.50 [8] (0:13.50)
Average Speed [km/h]	52.6	63.9	63.5	61.4	58.7	53.2
Top Speed [km/h]	67.6	64.6	64.7	63.2	60.0	56.5
Avg. Dist. to Rail [m]	3.0	2.5	5.4	4.5	8.1	7.0
Avg. Stride Freq. [Hz]	2.2	2.4	2.3	2.3	2.2	2.2
Avg. Stride Length [m]	6.4	7.5	7.7	7.5	7.3	6.8



- [] Ranking at each section and finish
- .-.- No data available at this section
- NA No data available



Ladbrokes Cannon Park QLD Professional

Race 8: GARY RICHES PTY LTD BENCHMARK 65 Handicap - 950m

01 August 2024 - 17:02



Track Rating: Soft 6, Weather: Overcast, Rail Position: +1.5m Entire

Section		Overall						800m		600m		400m		200m		Last 600m	
Field Times		0:55.52 (0:10.21)						0:45.31 (0:10.21)		0:35.10 (0:10.99)		0:24.11 (0:11.88)		0:12.23 (0:12.23)		0:35.10	
Rank	TAB	Horse/Jockey	Barrier	Top Speed [km/h]	Fastest Section							Margin			Distance Travelled [m]		
1	1	WELL IN SIGHT Zac Sprie	13	70.1 800m	0:10.45 800m	0:55.52 [1] (0:10.60)	0:44.92 [8] (0:10.45)	0:34.47 [7] (0:10.97)	0:23.50 [7] (0:11.42)	0:12.08 [4] (0:12.08)	0:55.52		0:34.47				
2	10	VIBURNUM Lacey Morrison	3	70.7 800m	0:10.31 800m	0:55.59 [2] (0:10.49)	0:45.10 [4] (0:10.31)	0:34.79 [4] (0:10.98)	0:23.81 [4] (0:11.59)	0:12.22 [2] (0:12.22)	0.39L		0:34.79	-1			
3	5	MAZZARATTI Justin Huxtable	1	70.2 800m	0:10.35 800m	0:55.92 [3] (0:10.37)	0:45.55 [2] (0:10.35)	0:35.20 [3] (0:11.02)	0:24.18 [3] (0:11.63)	0:12.55 [3] (0:12.55)	2.32L		0:35.20	-2			
4	3	SEALION Frank Edwards	9	69.0 800m	0:10.59 800m	0:56.09 [4] (0:10.98)	0:45.11 [10] (0:10.59)	0:34.52 [9] (0:11.07)	0:23.45 [9] (0:11.63)	0:11.82 [9] (0:11.82)	3.33L		0:34.52	-2			
5	11	YAMABUSHI Jackson Murphy	2	71.7 Overall	0:10.21 Overall	0:56.12 [5] (0:10.21)	0:45.91 [1] (0:10.21)	0:35.70 [1] (0:10.99)	0:24.71 [1] (0:11.88)	0:12.83 [1] (0:12.83)	3.49L		0:35.70	+0			
6	7	BOLD FEELING Nathan Day	7	70.1 800m	0:10.53 800m	0:56.26 [6] (0:10.59)	0:45.67 [7] (0:10.53)	0:35.14 [8] (0:11.10)	0:24.04 [8] (0:11.97)	0:12.07 [8] (0:12.07)	4.32L		0:35.14	-2			
7	4	REGAL CONQUEROR Tyler Leslight	10	70.6 800m	0:10.39 800m	0:56.29 [7] (0:10.49)	0:45.80 [5] (0:10.39)	0:35.41 [6] (0:11.03)	0:24.38 [5] (0:11.84)	0:12.54 [7] (0:12.54)	4.51L		0:35.41	+1			
8	8	BRING THE RABBLE Chelsea Jokic	4	70.0 800m	0:10.40 800m	0:56.38 [8] (0:10.47)	0:45.91 [3] (0:10.40)	0:35.51 [5] (0:11.05)	0:24.46 [6] (0:11.76)	0:12.70 [6] (0:12.70)	5.02L		0:35.51	-4			
9	9	SATURDAY VIBES Ryan Wiggins	6	72.6 800m	0:10.06 800m	0:56.43 [9] (0:10.53)	0:45.90 [6] (0:10.06)	0:35.84 [2] (0:11.00)	0:24.84 [2] (0:11.92)	0:12.92 [5] (0:12.92)	5.31L		0:35.84	-2			
10	6	ALWAYS WRITTEN OFF Pietro Romeo	5	68.8 800m	0:10.67 800m	0:57.31 [10] (0:10.95)	0:46.36 [9] (0:10.67)	0:35.69 [10] (0:11.37)	0:24.32 [10] (0:11.95)	0:12.37 [10] (0:12.37)	10.53L		0:35.69	-1			

Scratched: Exsensible (#14), Hartshorn (#13), Gossip Torque (#2), Nano Star (#12)

Report Created: Thu 1 August 2024 17:17 GMT+10 (Note: Timing is based on position data)

Page 1/11

[] Ranking at each section and finish
 -:-:- No data available at this section
 NA No data available

SCN Saddle cloth number
 DNF Did not finish
 DNT Did not track

data processed by TRIPLESDATA



Horse/Jockey Name	Well In Sight
Final Rank	1
Fastest Section Time (Section)	0:10.45 (800m)
Top Speed [km/h] (Section)	70.1 (800m)
Race State	Finished



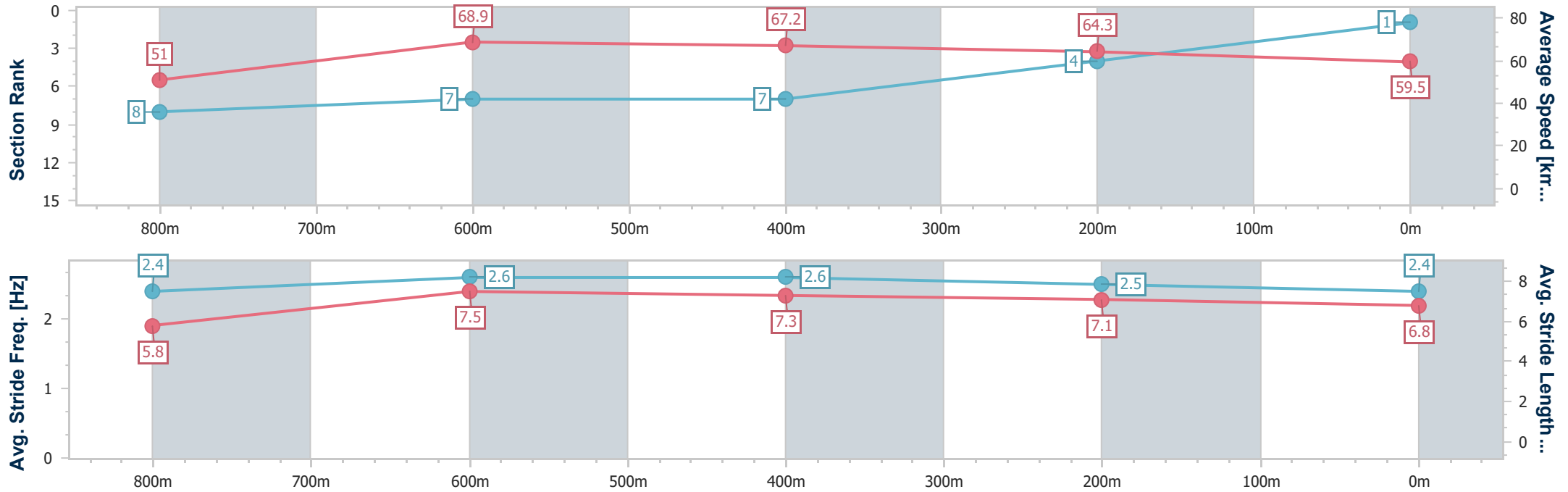
Ladbrokes Cannon Park QLD Professional
 Race 8: GARY RICHES PTY LTD BENCHMARK 65 Handicap - 950m



01 August 2024 - 17:02

Track Rating: Soft 6, Weather: Overcast, Rail Position: +1.5m Entire

Section	Overall	800m	600m	400m	200m
Section Times	0:55.52 [1] (0:10.60)	0:44.92 [8] (0:10.45)	0:34.47 [7] (0:10.97)	0:23.50 [7] (0:11.42)	0:12.08 [4] (0:12.08)
Average Speed [km/h]	51.0	68.9	67.2	64.3	59.5
Top Speed [km/h]	68.6	70.1	69.8	65.8	62.0
Avg. Dist. to Rail [m]	9.9	7.9	4.4	8.2	9.6
Avg. Stride Freq. [Hz]	2.4	2.6	2.6	2.5	2.4
Avg. Stride Length [m]	5.8	7.5	7.3	7.1	6.8



- [] Ranking at each section and finish
- .-.- No data available at this section
- NA No data available



Horse/Jockey Name	Viburnum
Final Rank	2
Fastest Section Time (Section)	0:10.31 (800m)
Top Speed [km/h] (Section)	70.7 (800m)
Race State	Finished



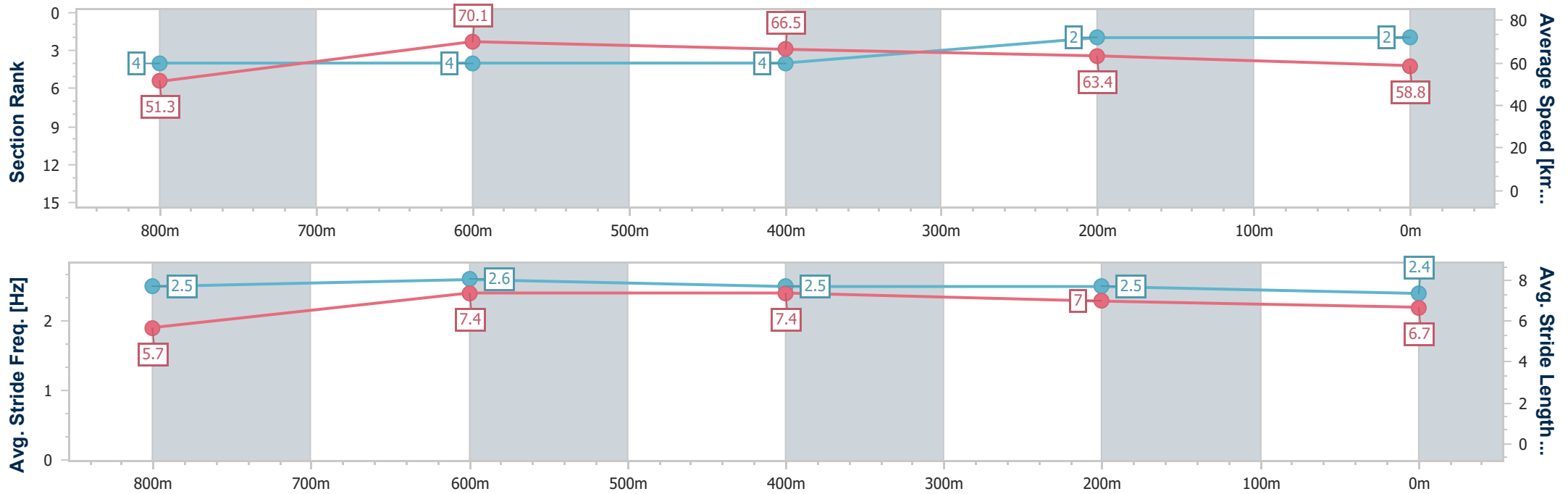
Ladbroke's Cannon Park QLD Professional
 Race 8: GARY RICHES PTY LTD BENCHMARK 65 Handicap - 950m



01 August 2024 - 17:02

Track Rating: Soft 6, Weather: Overcast, Rail Position: +1.5m Entire

Section	Overall	800m	600m	400m	200m
Section Times	0:55.59 [2] (0:10.49)	0:45.10 [4] (0:10.31)	0:34.79 [4] (0:10.98)	0:23.81 [4] (0:11.59)	0:12.22 [2] (0:12.22)
Average Speed [km/h]	51.3	70.1	66.5	63.4	58.8
Top Speed [km/h]	69.1	70.7	69.8	64.1	62.2
Avg. Dist. to Rail [m]	1.9	3.0	2.6	9.1	10.3
Avg. Stride Freq. [Hz]	2.5	2.6	2.5	2.5	2.4
Avg. Stride Length [m]	5.7	7.4	7.4	7.0	6.7



- [] Ranking at each section and finish
- .-.- No data available at this section
- NA No data available



Horse/Jockey Name	Mazzaratti
Final Rank	3
Fastest Section Time (Section)	0:10.35 (800m)
Top Speed [km/h] (Section)	70.2 (800m)
Race State	Finished



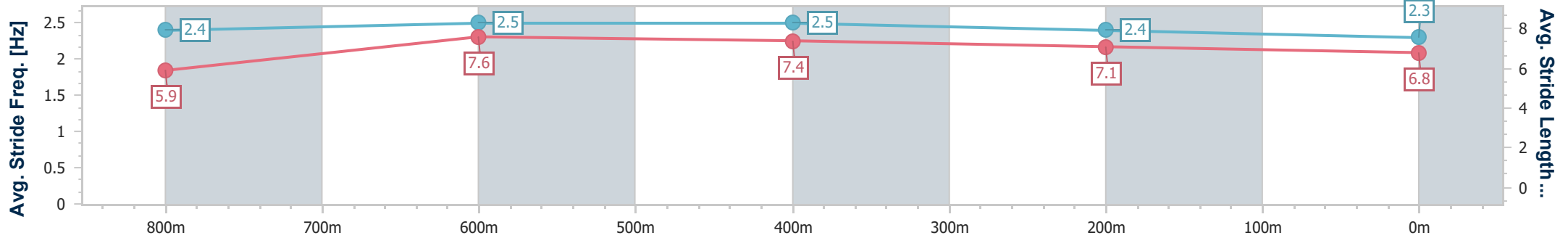
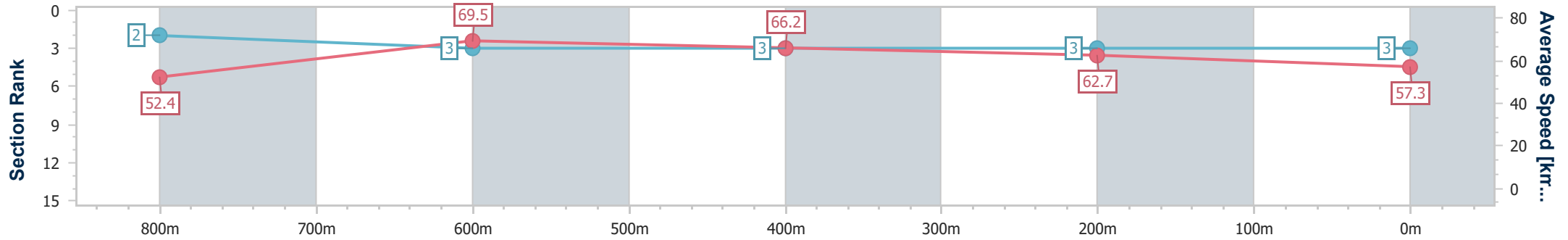
Ladbrokes Cannon Park QLD Professional
Race 8: GARY RICHES PTY LTD BENCHMARK 65 Handicap - 950m



01 August 2024 - 17:02

Track Rating: Soft 6, Weather: Overcast, Rail Position: +1.5m Entire

Section	Overall	800m	600m	400m	200m
Section Times	0:55.92 [3] (0:10.37)	0:45.55 [2] (0:10.35)	0:35.20 [3] (0:11.02)	0:24.18 [3] (0:11.63)	0:12.55 [3] (0:12.55)
Average Speed [km/h]	52.4	69.5	66.2	62.7	57.3
Top Speed [km/h]	69.4	70.2	69.4	63.6	61.3
Avg. Dist. to Rail [m]	0.7	2.8	2.7	5.3	7.5
Avg. Stride Freq. [Hz]	2.4	2.5	2.5	2.4	2.3
Avg. Stride Length [m]	5.9	7.6	7.4	7.1	6.8



- [] Ranking at each section and finish
- .-.- No data available at this section
- NA No data available



Horse/Jockey Name	Sealion
Final Rank	4
Fastest Section Time (Section)	0:10.59 (800m)
Top Speed [km/h] (Section)	69.0 (800m)
Race State	Finished



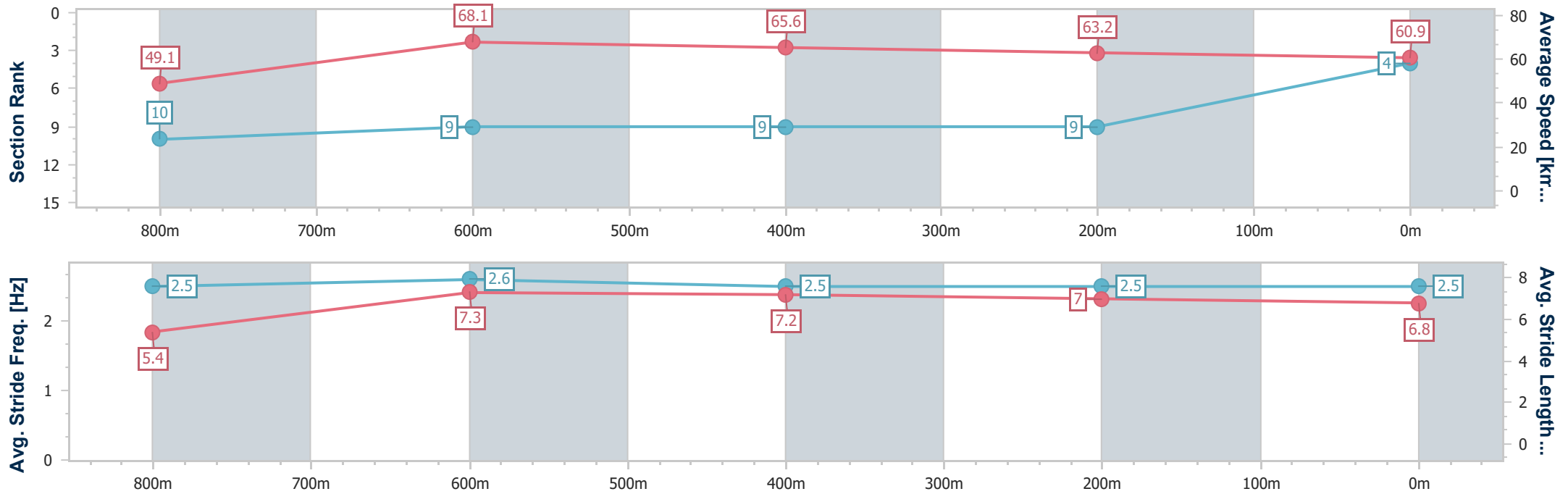
Ladbrokes Cannon Park QLD Professional
Race 8: GARY RICHES PTY LTD BENCHMARK 65 Handicap - 950m



01 August 2024 - 17:02

Track Rating: Soft 6, Weather: Overcast, Rail Position: +1.5m Entire

Section	Overall	800m	600m	400m	200m
Section Times	0:56.09 [4] (0:10.98)	0:45.11 [10] (0:10.59)	0:34.52 [9] (0:11.07)	0:23.45 [9] (0:11.63)	0:11.82 [9] (0:11.82)
Average Speed [km/h]	49.1	68.1	65.6	63.2	60.9
Top Speed [km/h]	67.1	69.0	67.7	64.3	63.1
Avg. Dist. to Rail [m]	6.5	3.2	1.7	8.0	10.6
Avg. Stride Freq. [Hz]	2.5	2.6	2.5	2.5	2.5
Avg. Stride Length [m]	5.4	7.3	7.2	7.0	6.8



- [] Ranking at each section and finish
- .-.- No data available at this section
- NA No data available



Horse/Jockey Name	Yamabushi
Final Rank	5
Fastest Section Time (Section)	0:10.21 (Overall)
Top Speed [km/h] (Section)	71.7 (Overall)
Race State	Finished



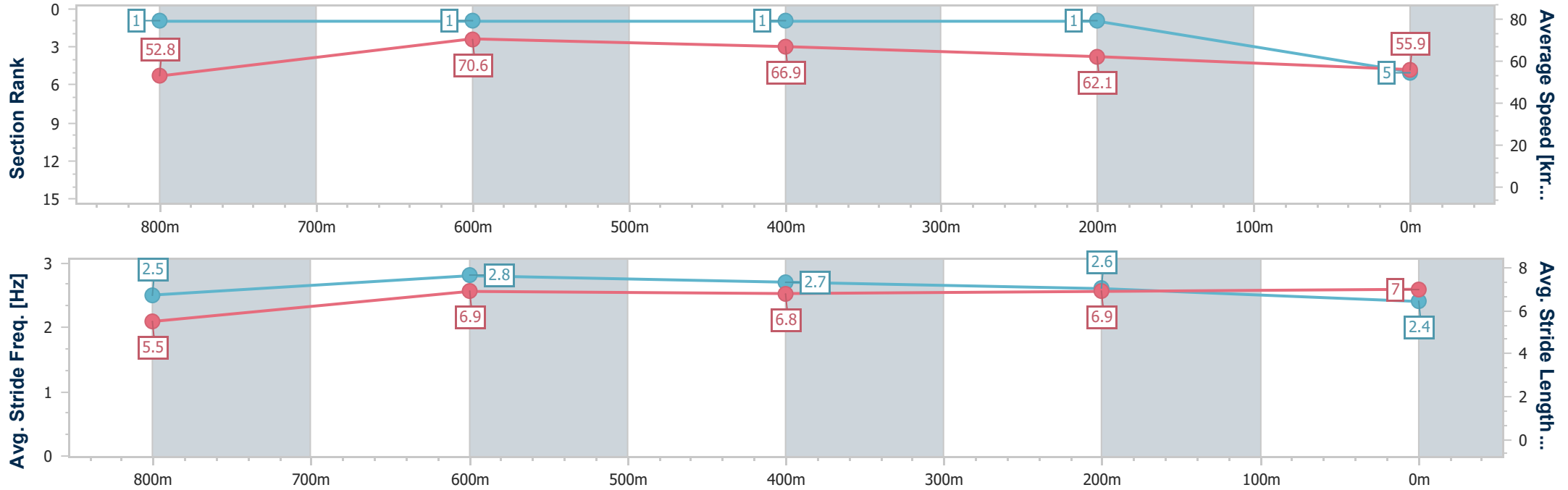
Ladbroke's Cannon Park QLD Professional
 Race 8: GARY RICHES PTY LTD BENCHMARK 65 Handicap - 950m



01 August 2024 - 17:02

Track Rating: Soft 6, Weather: Overcast, Rail Position: +1.5m Entire

Section	Overall	800m	600m	400m	200m
Section Times	0:56.12 [5] (0:10.21)	0:45.91 [1] (0:10.21)	0:35.70 [1] (0:10.99)	0:24.71 [1] (0:11.88)	0:12.83 [1] (0:12.83)
Average Speed [km/h]	52.8	70.6	66.9	62.1	55.9
Top Speed [km/h]	71.7	70.6	70.6	65.4	59.6
Avg. Dist. to Rail [m]	4.6	4.0	3.7	8.5	10.6
Avg. Stride Freq. [Hz]	2.5	2.8	2.7	2.6	2.4
Avg. Stride Length [m]	5.5	6.9	6.8	6.9	7.0



- [] Ranking at each section and finish
- .-.- No data available at this section
- NA No data available



Horse/Jockey Name	Bold Feeling
Final Rank	6
Fastest Section Time (Section)	0:10.53 (800m)
Top Speed [km/h] (Section)	70.1 (800m)
Race State	Finished



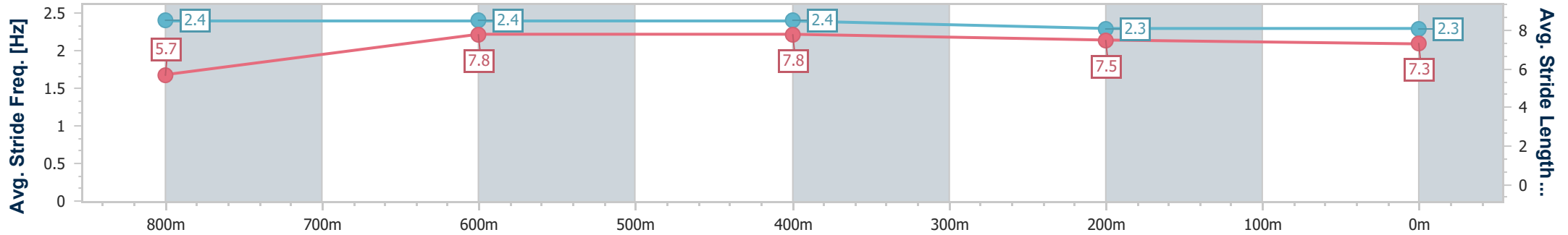
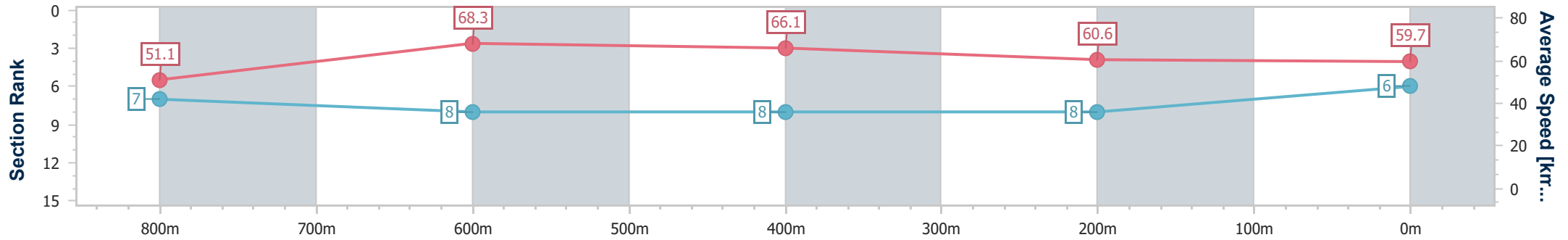
Ladbrokes Cannon Park QLD Professional
Race 8: GARY RICHES PTY LTD BENCHMARK 65 Handicap - 950m

01 August 2024 - 17:02

Track Rating: Soft 6, Weather: Overcast, Rail Position: +1.5m Entire



Section	Overall	800m	600m	400m	200m
Section Times	0:56.26 [6] (0:10.59)	0:45.67 [7] (0:10.53)	0:35.14 [8] (0:11.10)	0:24.04 [8] (0:11.97)	0:12.07 [8] (0:12.07)
Average Speed [km/h]	51.1	68.3	66.1	60.6	59.7
Top Speed [km/h]	67.2	70.1	69.2	63.3	61.2
Avg. Dist. to Rail [m]	7.3	5.3	2.9	5.1	5.0
Avg. Stride Freq. [Hz]	2.4	2.4	2.4	2.3	2.3
Avg. Stride Length [m]	5.7	7.8	7.8	7.5	7.3



- [] Ranking at each section and finish
- .-.- No data available at this section
- NA No data available



Horse/Jockey Name	Regal Conqueror
Final Rank	7
Fastest Section Time (Section)	0:10.39 (800m)
Top Speed [km/h] (Section)	70.6 (800m)
Race State	Finished



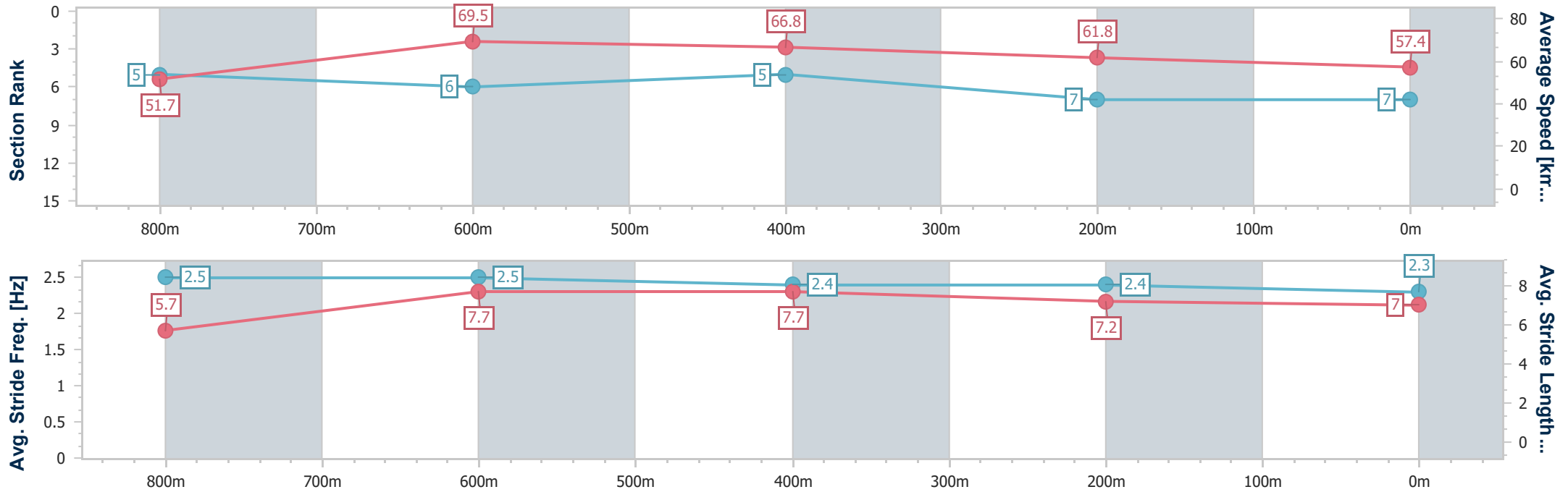
Ladbroke's Cannon Park QLD Professional
 Race 8: GARY RICHES PTY LTD BENCHMARK 65 Handicap - 950m



01 August 2024 - 17:02

Track Rating: Soft 6, Weather: Overcast, Rail Position: +1.5m Entire

Section	Overall	800m	600m	400m	200m
Section Times	0:56.29 [7] (0:10.49)	0:45.80 [5] (0:10.39)	0:35.41 [6] (0:11.03)	0:24.38 [5] (0:11.84)	0:12.54 [7] (0:12.54)
Average Speed [km/h]	51.7	69.5	66.8	61.8	57.4
Top Speed [km/h]	68.7	70.6	69.7	63.8	60.8
Avg. Dist. to Rail [m]	11.0	8.7	4.5	5.8	5.3
Avg. Stride Freq. [Hz]	2.5	2.5	2.4	2.4	2.3
Avg. Stride Length [m]	5.7	7.7	7.7	7.2	7.0



- [] Ranking at each section and finish
- .-.- No data available at this section
- NA No data available



Horse/Jockey Name	Bring The Rabble
Final Rank	8
Fastest Section Time (Section)	0:10.40 (800m)
Top Speed [km/h] (Section)	70.0 (800m)
Race State	Finished



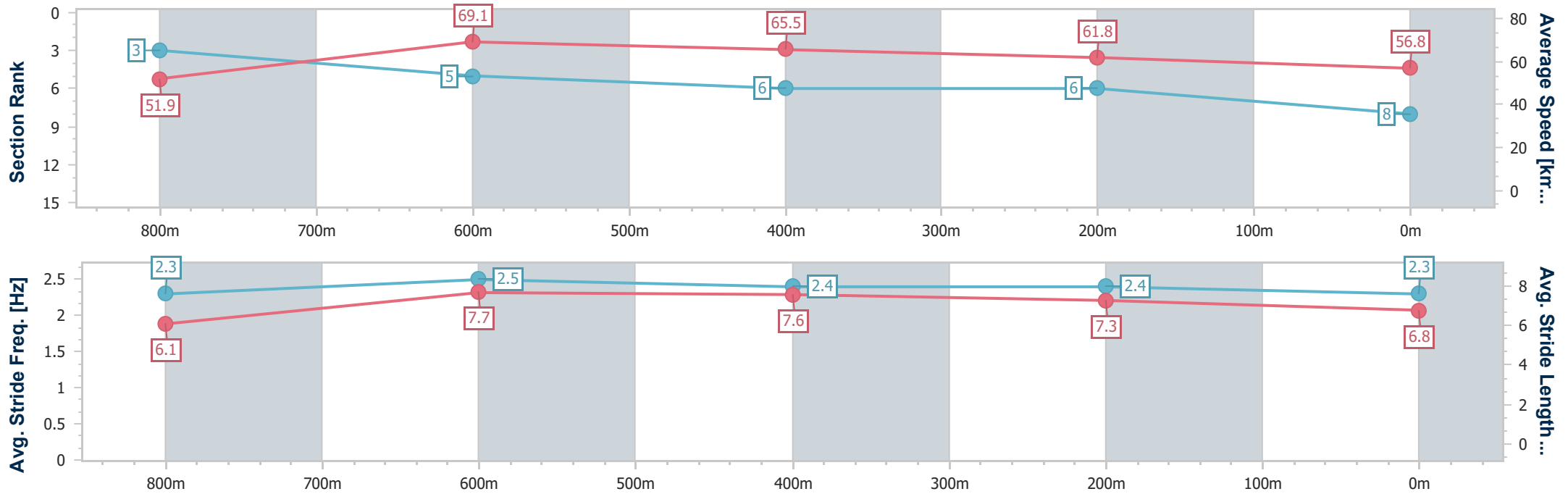
Ladbroke's Cannon Park QLD Professional
 Race 8: GARY RICHES PTY LTD BENCHMARK 65 Handicap - 950m



01 August 2024 - 17:02

Track Rating: Soft 6, Weather: Overcast, Rail Position: +1.5m Entire

Section	Overall	800m	600m	400m	200m
Section Times	0:56.38 [8] (0:10.47)	0:45.91 [3] (0:10.40)	0:35.51 [5] (0:11.05)	0:24.46 [6] (0:11.76)	0:12.70 [6] (0:12.70)
Average Speed [km/h]	51.9	69.1	65.5	61.8	56.8
Top Speed [km/h]	68.5	70.0	68.8	63.0	60.4
Avg. Dist. to Rail [m]	5.1	4.3	1.5	5.6	6.6
Avg. Stride Freq. [Hz]	2.3	2.5	2.4	2.4	2.3
Avg. Stride Length [m]	6.1	7.7	7.6	7.3	6.8



- [] Ranking at each section and finish
- .-.- No data available at this section
- NA No data available



Horse/Jockey Name	Saturday Vibes
Final Rank	9
Fastest Section Time (Section)	0:10.06 (800m)
Top Speed [km/h] (Section)	72.6 (800m)
Race State	Finished



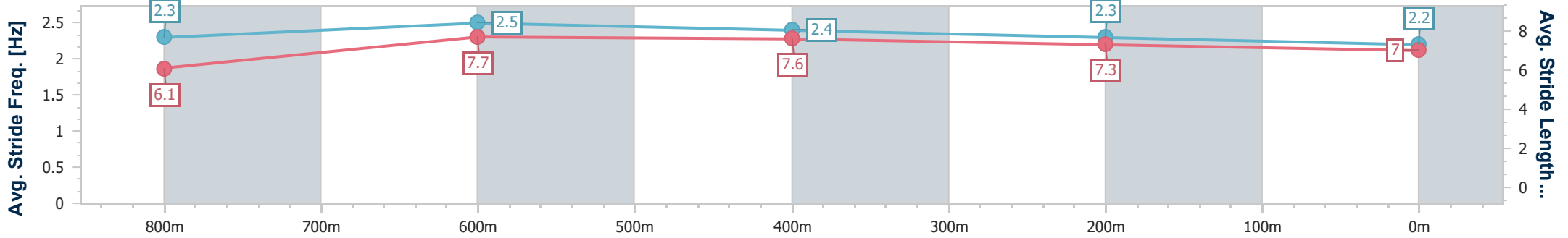
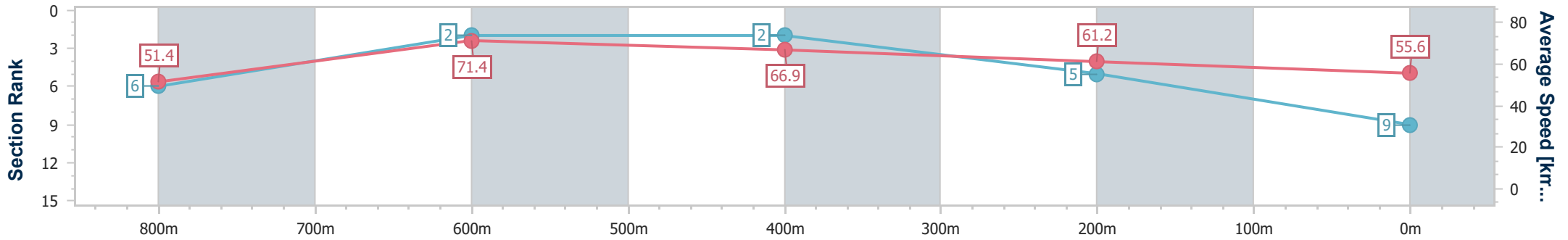
Ladbroke's Cannon Park QLD Professional
Race 8: GARY RICHES PTY LTD BENCHMARK 65 Handicap - 950m

01 August 2024 - 17:02

Track Rating: Soft 6, Weather: Overcast, Rail Position: +1.5m Entire



Section	Overall	800m	600m	400m	200m
Section Times	0:56.43 [9] (0:10.53)	0:45.90 [6] (0:10.06)	0:35.84 [2] (0:11.00)	0:24.84 [2] (0:11.92)	0:12.92 [5] (0:12.92)
Average Speed [km/h]	51.4	71.4	66.9	61.2	55.6
Top Speed [km/h]	70.0	72.6	70.9	62.6	59.8
Avg. Dist. to Rail [m]	4.9	4.9	2.9	7.3	9.3
Avg. Stride Freq. [Hz]	2.3	2.5	2.4	2.3	2.2
Avg. Stride Length [m]	6.1	7.7	7.6	7.3	7.0



- [] Ranking at each section and finish
- .-.- No data available at this section
- NA No data available



Horse/Jockey Name	Always Written Off
Final Rank	10
Fastest Section Time (Section)	0:10.67 (800m)
Top Speed [km/h] (Section)	68.8 (800m)
Race State	Finished



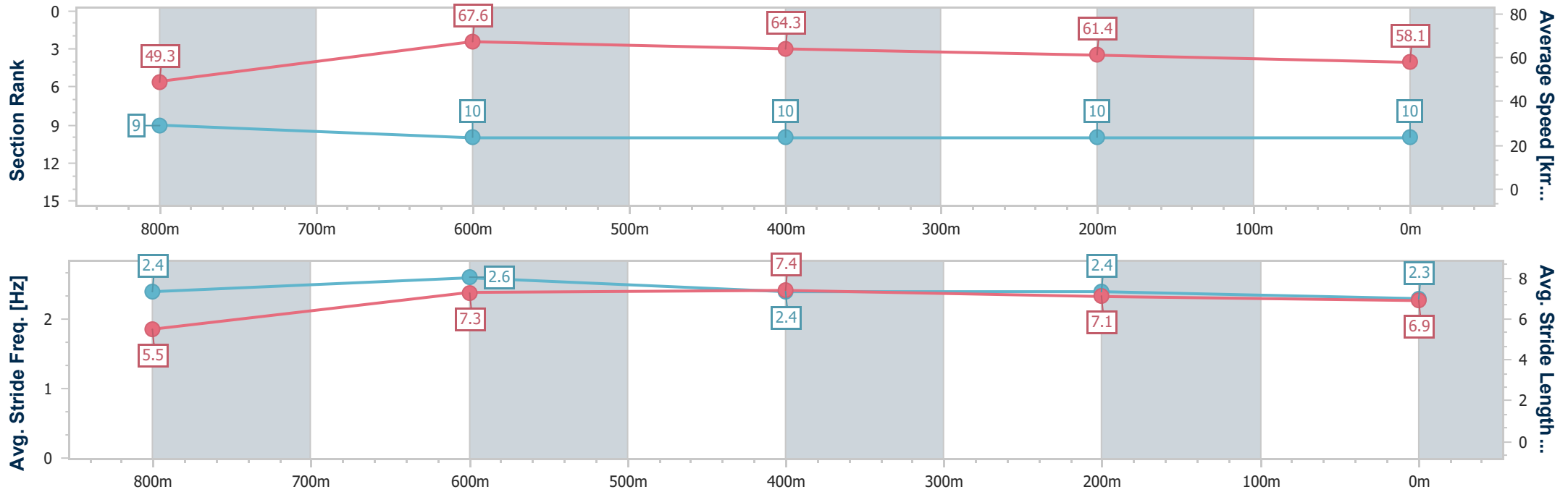
Ladbrokes Cannon Park QLD Professional
Race 8: GARY RICHES PTY LTD BENCHMARK 65 Handicap - 950m



01 August 2024 - 17:02

Track Rating: Soft 6, Weather: Overcast, Rail Position: +1.5m Entire

Section	Overall	800m	600m	400m	200m
Section Times	0:57.31 [10] (0:10.95)	0:46.36 [9] (0:10.67)	0:35.69 [10] (0:11.37)	0:24.32 [10] (0:11.95)	0:12.37 [10] (0:12.37)
Average Speed [km/h]	49.3	67.6	64.3	61.4	58.1
Top Speed [km/h]	68.1	68.8	67.0	62.6	60.7
Avg. Dist. to Rail [m]	4.8	2.4	2.0	9.0	10.2
Avg. Stride Freq. [Hz]	2.4	2.6	2.4	2.4	2.3
Avg. Stride Length [m]	5.5	7.3	7.4	7.1	6.9



- [] Ranking at each section and finish
- .-.- No data available at this section
- NA No data available