



# Doomben QLD Professional

## Race 6: EUREKA STUD QTIS Three-Year-Old Handicap - 1350m

31 July 2024 - 15:29



BRISBANE  
RACING CLUB

Track Rating: Soft 5, Weather: Fine, Rail Position: +10m Entire

Section												Last 600m	
Field Times		Overall	1200m	1000m	800m	600m	400m						0:35.13
		1:18.36 (0:10.76)	1:07.60 (0:10.28)	0:57.32 (0:10.85)	0:46.47 (0:11.34)	0:35.13 (0:11.72)	0:23.41 (0:11.52)						
Rank	TAB	Horse/Jockey	Barrier	Top Speed [km/h]	Fastest Section							Distance Travelled [m]	
1	2	<b>BATTLEFIELD</b> Angela Jones	7	68.9 1200m	0:10.60 1200m	1:18.36 [1] (0:11.00)	1:07.36 [5] (0:10.60)	0:56.76 [4] (0:11.00)	0:45.76 [4] (0:11.19)	0:34.57 [5] (0:11.43)	0:23.14 [4] (0:11.25)	0:34.57	
2	13	<b>MISS MIRIAM</b> Taylor Marshall	12	68.4 1200m	0:10.76 1200m	1:18.85 [2] (0:11.46)	1:07.39 [9] (0:10.76)	0:56.63 [9] (0:10.91)	0:45.72 [8] (0:11.10)	0:34.62 [8] (0:11.43)	0:23.19 [9] (0:11.20)	0:34.62	+0
3	15	<b>REIGN OF POWER</b> Ron Stewart	3	69.2 1200m	0:10.67 1200m	1:19.03 [3] (0:11.11)	1:07.92 [6] (0:10.67)	0:57.25 [6] (0:11.09)	0:46.16 [6] (0:11.22)	0:34.94 [6] (0:11.41)	0:23.53 [6] (0:11.25)	0:34.94	+1
4	4	<b>SPIN DOCTOR</b> Nikita Beriman	1	68.2 1200m	0:10.73 1200m	1:19.07 [4] (0:10.94)	1:08.13 [4] (0:10.73)	0:57.40 [5] (0:10.96)	0:46.44 [5] (0:11.15)	0:35.29 [4] (0:11.46)	0:23.83 [5] (0:11.51)	0:35.29	-5
5	16	<b>TYPHOON TIP</b> Marnu Potgieter	9	68.3 1000m	0:10.82 1200m	1:19.10 [5] (0:11.61)	1:07.49 [10] (0:10.82)	0:56.67 [10] (0:10.95)	0:45.72 [10] (0:11.24)	0:34.48 [10] (0:11.21)	0:23.27 [10] (0:11.29)	0:34.48	+3
6	11	<b>LADY SHOTGUN</b> Girish Goomany	5	68.9 1200m	0:10.75 1200m	1:19.34 [6] (0:11.42)	1:07.92 [8] (0:10.75)	0:57.17 [8] (0:11.03)	0:46.14 [9] (0:11.08)	0:35.06 [9] (0:11.38)	0:23.68 [8] (0:11.38)	0:35.06	-2
7	5	<b>KING TARIK</b> Tahlia Fenlon	8	68.9 1200m	0:10.63 1200m	1:19.37 [7] (0:11.31)	1:08.06 [7] (0:10.63)	0:57.43 [7] (0:10.98)	0:46.45 [7] (0:11.27)	0:35.18 [7] (0:11.46)	0:23.72 [7] (0:11.39)	0:35.18	+5
8	3	<b>ESJAY</b> Bailey Wheeler	15	71.4 1200m	0:10.19 1200m	1:19.63 [8] (0:10.85)	1:08.78 [3] (0:10.19)	0:58.59 [1] (0:10.85)	0:47.74 [1] (0:11.34)	0:36.40 [1] (0:11.72)	0:24.68 [1] (0:11.69)	0:36.40	-1
9	12	<b>AERIAL BAY</b> Emily Lang	2	69.4 1200m	0:10.46 1200m	1:19.91 [9] (0:10.76)	1:09.15 [1] (0:10.46)	0:58.69 [2] (0:11.00)	0:47.69 [2] (0:11.33)	0:36.36 [2] (0:11.59)	0:24.77 [2] (0:11.84)	0:36.36	+1
10	9	<b>VIKING VALOUR</b> Rikki Jamieson	10	69.2 1200m	0:10.48 1200m	1:19.94 [10] (0:10.82)	1:09.12 [2] (0:10.48)	0:58.64 [3] (0:10.97)	0:47.67 [3] (0:11.33)	0:36.34 [3] (0:11.59)	0:24.75 [3] (0:11.82)	0:36.34	+2

Scratched: Connewarre (#6), Deep Respect (#1), Soo Sweet (#10), Sparkle Motion (#14), Jukebox In Siberia (#7), Jack's Boom (#17), Sunshine Highway (#8)

[ ] Ranking at each section and finish  
 -:-:- No data available at this section  
 NA No data available

SCN Saddle cloth number  
 DNF Did not finish  
 DNT Did not track



# Doomben QLD Professional

## Race 6: EUREKA STUD QTIS Three-Year-Old Handicap - 1350m

31 July 2024 - 15:29



BRISBANE  
RACING CLUB

Track Rating: Soft 5, Weather: Fine, Rail Position: +10m Entire

Section				200m				Last 600m	
Field Times				0:11.89 (0:11.89)				0:35.13	
Rank	TAB	Horse/Jockey	Barrier	Top Speed [km/h]	Fastest Section	Margin			Distance Travelled [m]
1	2	<b>BATTLEFIELD</b> Angela Jones	7	68.9 1200m	0:10.60 1200m	0:11.89 [1] (0:11.89)	1:18.36		0:34.57
2	13	<b>MISS MIRIAM</b> Taylor Marshall	12	68.4 1200m	0:10.76 1200m	0:11.99 [5] (0:11.99)	2.89L		0:34.62 +0
3	15	<b>REIGN OF POWER</b> Ron Stewart	3	69.2 1200m	0:10.67 1200m	0:12.28 [3] (0:12.28)	3.94L		0:34.94 +1
4	4	<b>SPIN DOCTOR</b> Nikita Beriman	1	68.2 1200m	0:10.73 1200m	0:12.32 [4] (0:12.32)	4.16L		0:35.29 -5
5	16	<b>TYPHOON TIP</b> Marnu Potgieter	9	68.3 1000m	0:10.82 1200m	0:11.98 [10] (0:11.98)	4.38L		0:34.48 +3
6	11	<b>LADY SHOTGUN</b> Girish Goomany	5	68.9 1200m	0:10.75 1200m	0:12.30 [8] (0:12.30)	5.77L		0:35.06 -2
7	5	<b>KING TARIK</b> Tahlia Fenlon	8	68.9 1200m	0:10.63 1200m	0:12.33 [9] (0:12.33)	5.96L		0:35.18 +5
8	3	<b>ESJAY</b> Bailey Wheeler	15	71.4 1200m	0:10.19 1200m	0:12.99 [2] (0:12.99)	7.5L		0:36.40 -1
9	12	<b>AERIAL BAY</b> Emily Lang	2	69.4 1200m	0:10.46 1200m	0:12.93 [6] (0:12.93)	9.11L		0:36.36 +1
10	9	<b>VIKING VALOUR</b> Rikki Jamieson	10	69.2 1200m	0:10.48 1200m	0:12.93 [7] (0:12.93)	9.29L		0:36.34 +2

Scratched: Connewarre (#6), Deep Respect (#1), Soo Sweet (#10), Sparkle Motion (#14), Jukebox In Siberia (#7), Jack's Boom (#17), Sunshine Highway (#8)

[ ] Ranking at each section and finish  
 -:-:- No data available at this section  
 NA No data available

SCN Saddle cloth number  
 DNF Did not finish  
 DNT Did not track



Horse/Jockey Name	Battlefield
Final Rank	1
Fastest Section Time (Section)	0:10.60 (1200m)
Top Speed [km/h] (Section)	68.9 (1200m)
Race State	Finished

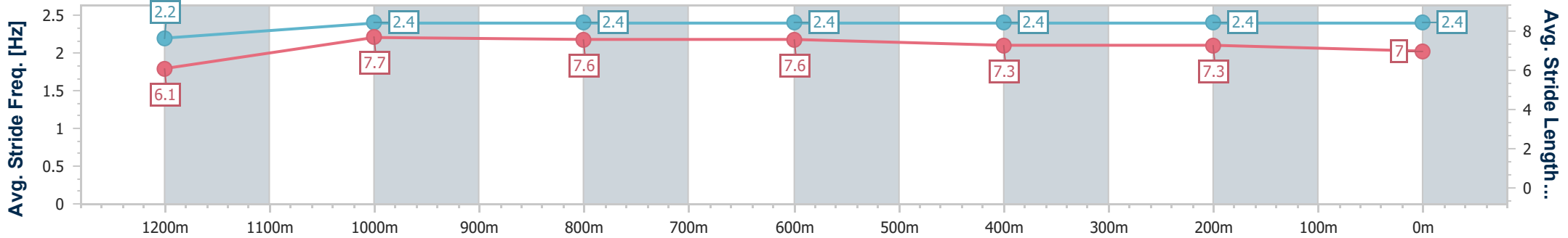
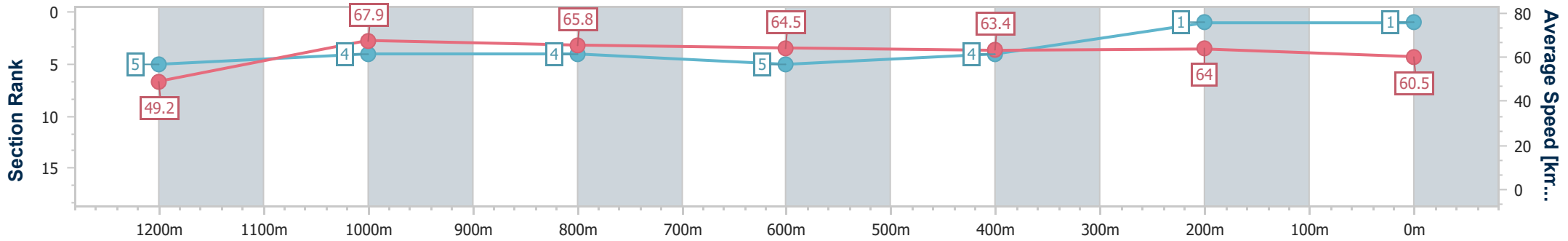


Doomben QLD Professional  
 Race 6: EUREKA STUD QTIS Three-Year-Old Handicap - 1350m  
 31 July 2024 - 15:29  
 Track Rating: Soft 5, Weather: Fine, Rail Position: +10m Entire



BRISBANE  
 RACING CLUB

Section	Overall	1200m	1000m	800m	600m	400m	200m
Section Times	1:18.36 [1] (0:11.00)	1:07.36 [5] (0:10.60)	0:56.76 [4] (0:11.00)	0:45.76 [4] (0:11.19)	0:34.57 [5] (0:11.43)	0:23.14 [4] (0:11.25)	0:11.89 [1] (0:11.89)
Average Speed [km/h]	49.2	67.9	65.8	64.5	63.4	64.0	60.5
Top Speed [km/h]	66.2	68.9	67.7	65.9	64.2	64.9	64.0
Avg. Dist. to Rail [m]	5.3	2.2	1.7	1.2	0.8	0.7	0.4
Avg. Stride Freq. [Hz]	2.2	2.4	2.4	2.4	2.4	2.4	2.4
Avg. Stride Length [m]	6.1	7.7	7.6	7.6	7.3	7.3	7.0



- [ ] Ranking at each section and finish
- .-.- No data available at this section
- NA No data available



Horse/Jockey Name	Miss Miriam
Final Rank	2
Fastest Section Time (Section)	0:10.76 (1200m)
Top Speed [km/h] (Section)	68.4 (1200m)
Race State	Finished

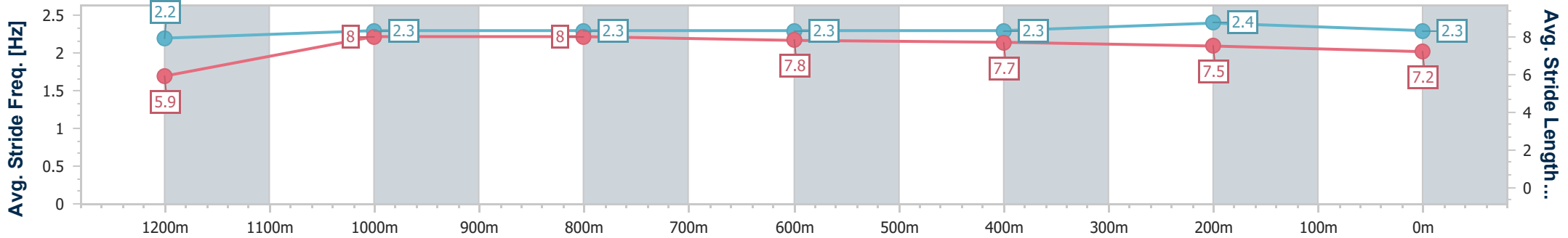
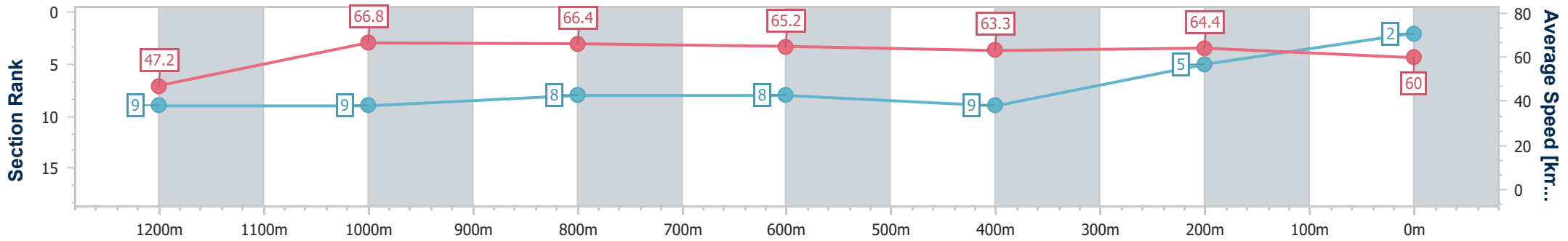


**Doomben QLD Professional**  
**Race 6: EUREKA STUD QTIS Three-Year-Old Handicap - 1350m**  
 31 July 2024 - 15:29  
 Track Rating: Soft 5, Weather: Fine, Rail Position: +10m Entire



**BRISBANE**  
RACING CLUB

Section	Overall	1200m	1000m	800m	600m	400m	200m
Section Times	1:18.85 [2] (0:11.46)	1:07.39 [9] (0:10.76)	0:56.63 [9] (0:10.91)	0:45.72 [8] (0:11.10)	0:34.62 [8] (0:11.43)	0:23.19 [9] (0:11.20)	0:11.99 [5]
Average Speed [km/h]	47.2	66.8	66.4	65.2	63.3	64.4	60.0
Top Speed [km/h]	66.0	68.4	68.3	66.0	64.6	65.8	63.7
Avg. Dist. to Rail [m]	7.3	1.9	1.4	1.1	0.8	2.5	4.8
Avg. Stride Freq. [Hz]	2.2	2.3	2.3	2.3	2.3	2.4	2.3
Avg. Stride Length [m]	5.9	8.0	8.0	7.8	7.7	7.5	7.2



- [ ] Ranking at each section and finish
- .-.- No data available at this section
- NA No data available



Horse/Jockey Name	Reign Of Power
Final Rank	3
Fastest Section Time (Section)	0:10.67 (1200m)
Top Speed [km/h] (Section)	69.2 (1200m)
Race State	Finished



Doomben QLD Professional  
Race 6: EUREKA STUD QTIS Three-Year-Old Handicap - 1350m

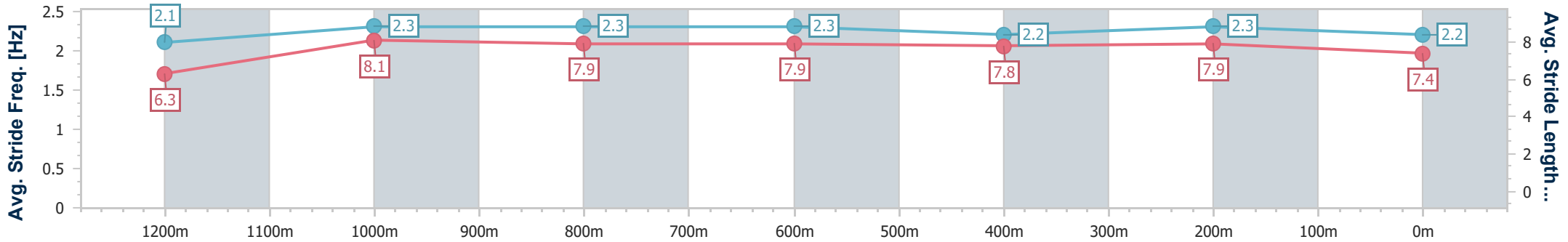
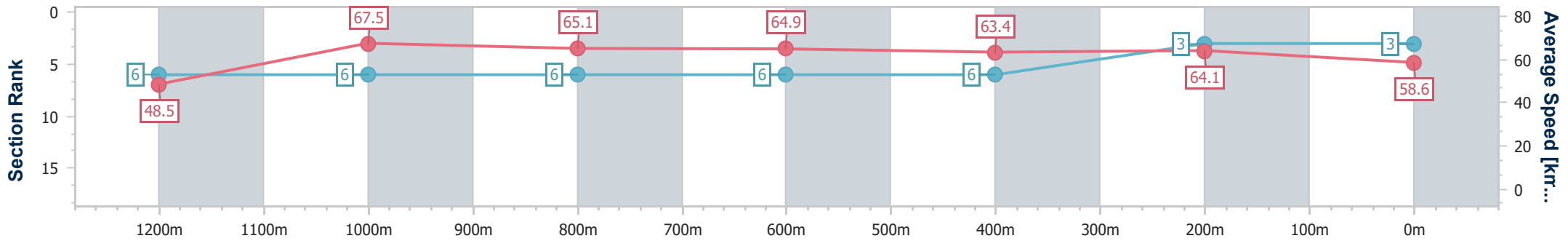


31 July 2024 - 15:29

Track Rating: Soft 5, Weather: Fine, Rail Position: +10m Entire

BRISBANE RACING CLUB

Section	Overall	1200m	1000m	800m	600m	400m	200m
Section Times	1:19.03 [3] (0:11.11)	1:07.92 [6] (0:10.67)	0:57.25 [6] (0:11.09)	0:46.16 [6] (0:11.22)	0:34.94 [6] (0:11.41)	0:23.53 [6] (0:11.25)	0:12.28 [3] (0:12.28)
Average Speed [km/h]	48.5	67.5	65.1	64.9	63.4	64.1	58.6
Top Speed [km/h]	65.6	69.2	68.4	65.8	64.6	65.2	62.1
Avg. Dist. to Rail [m]	3.8	1.0	0.9	2.1	0.9	1.8	2.2
Avg. Stride Freq. [Hz]	2.1	2.3	2.3	2.3	2.2	2.3	2.2
Avg. Stride Length [m]	6.3	8.1	7.9	7.9	7.8	7.9	7.4



- [ ] Ranking at each section and finish
- .-.- No data available at this section
- NA No data available



Horse/Jockey Name	Spin Doctor
Final Rank	4
Fastest Section Time (Section)	0:10.73 (1200m)
Top Speed [km/h] (Section)	68.2 (1200m)
Race State	Finished

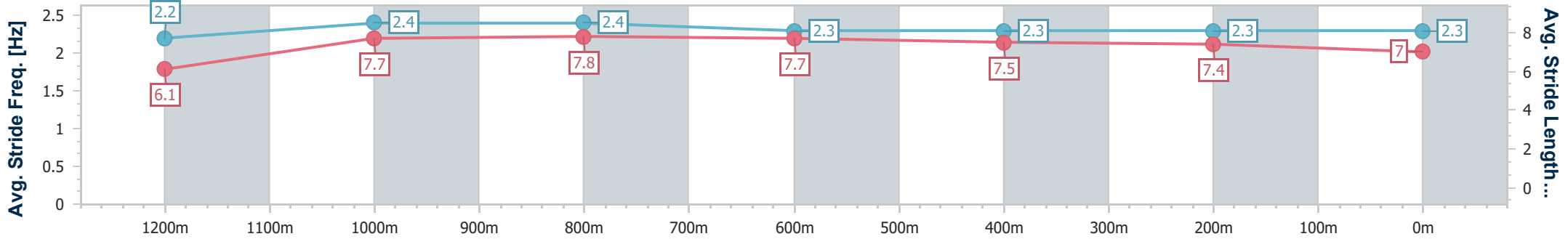
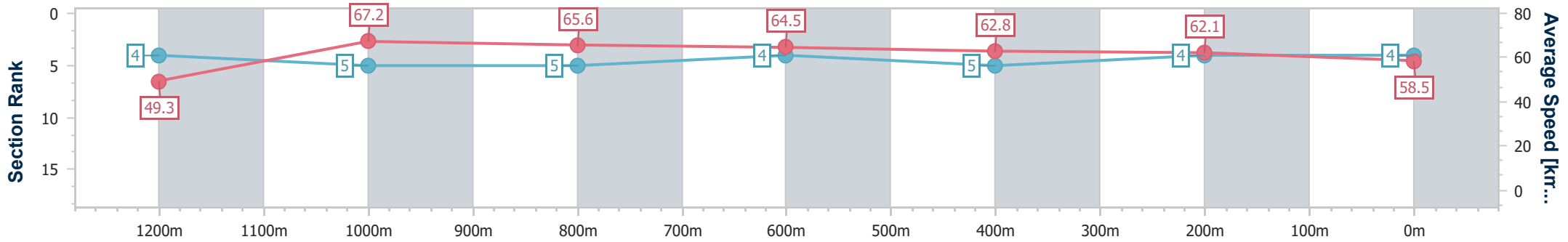


**Doomben QLD Professional**  
**Race 6: EUREKA STUD QTIS Three-Year-Old Handicap - 1350m**  
 31 July 2024 - 15:29  
 Track Rating: Soft 5, Weather: Fine, Rail Position: +10m Entire



**BRISBANE**  
 RACING CLUB

Section	Overall	1200m	1000m	800m	600m	400m	200m
Section Times	1:19.07 [4] (0:10.94)	1:08.13 [4] (0:10.73)	0:57.40 [5] (0:10.96)	0:46.44 [5] (0:11.15)	0:35.29 [4] (0:11.46)	0:23.83 [5] (0:11.51)	0:12.32 [4] (0:12.32)
Average Speed [km/h]	49.3	67.2	65.6	64.5	62.8	62.1	58.5
Top Speed [km/h]	67.0	68.2	67.2	65.1	64.0	63.5	61.6
Avg. Dist. to Rail [m]	2.6	1.0	0.6	0.3	0.6	1.8	0.9
Avg. Stride Freq. [Hz]	2.2	2.4	2.4	2.3	2.3	2.3	2.3
Avg. Stride Length [m]	6.1	7.7	7.8	7.7	7.5	7.4	7.0



- [ ] Ranking at each section and finish
- .-.- No data available at this section
- NA No data available



Horse/Jockey Name	Typhoon Tip
Final Rank	5
Fastest Section Time (Section)	0:10.82 (1200m)
Top Speed [km/h] (Section)	68.3 (1000m)
Race State	Finished

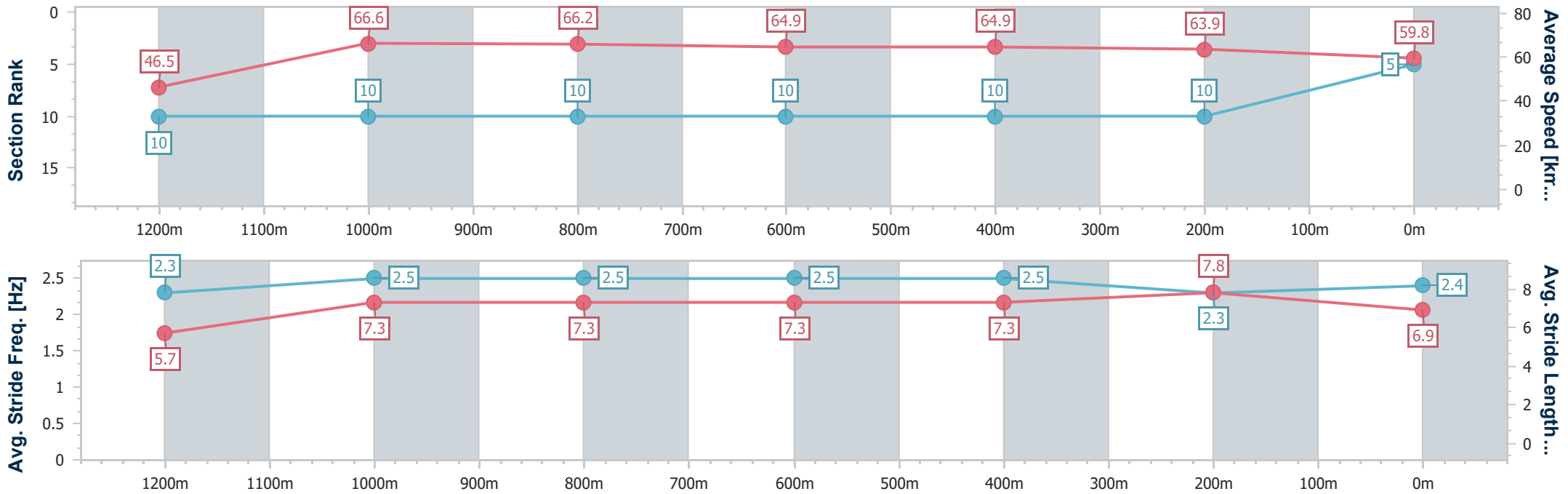


**Doomben QLD Professional**  
**Race 6: EUREKA STUD QTIS Three-Year-Old Handicap - 1350m**  
 31 July 2024 - 15:29  
 Track Rating: Soft 5, Weather: Fine, Rail Position: +10m Entire



**BRISBANE**  
RACING CLUB

Section	Overall	1200m	1000m	800m	600m	400m	200m
Section Times	1:19.10 [5] (0:11.61)	1:07.49 [10] (0:10.82)	0:56.67 [10] (0:10.95)	0:45.72 [10] (0:11.24)	0:34.48 [10] (0:11.21)	0:23.27 [10] (0:11.29)	0:11.98 [10] (0:11.98)
Average Speed [km/h]	46.5	66.6	66.2	64.9	64.9	63.9	59.8
Top Speed [km/h]	65.3	67.3	68.3	66.8	66.8	64.8	62.5
Avg. Dist. to Rail [m]	5.2	0.3	1.1	3.2	1.7	1.5	3.2
Avg. Stride Freq. [Hz]	2.3	2.5	2.5	2.5	2.5	2.3	2.4
Avg. Stride Length [m]	5.7	7.3	7.3	7.3	7.3	7.8	6.9



- [ ] Ranking at each section and finish
- .-.- No data available at this section
- NA No data available



Horse/Jockey Name	Lady Shotgun
Final Rank	6
Fastest Section Time (Section)	0:10.75 (1200m)
Top Speed [km/h] (Section)	68.9 (1200m)
Race State	Finished

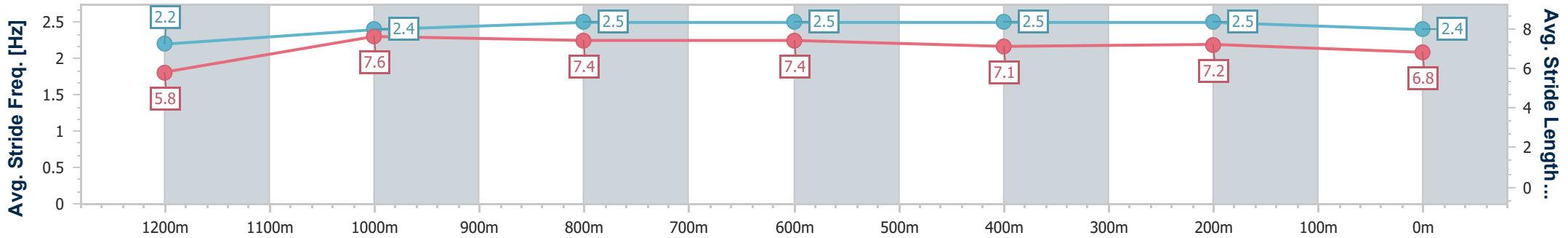
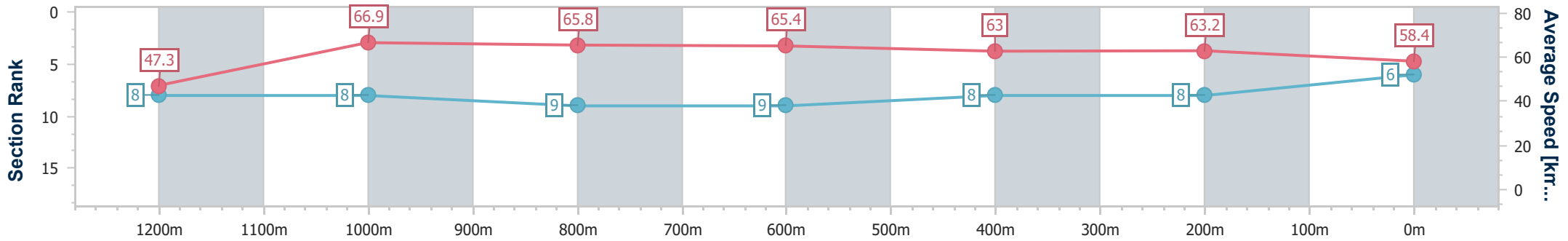


**Doomben QLD Professional**  
**Race 6: EUREKA STUD QTIS Three-Year-Old Handicap - 1350m**  
 31 July 2024 - 15:29  
 Track Rating: Soft 5, Weather: Fine, Rail Position: +10m Entire



**BRISBANE**  
RACING CLUB

Section	Overall	1200m	1000m	800m	600m	400m	200m
Section Times	1:19.34 [6] (0:11.42)	1:07.92 [8] (0:10.75)	0:57.17 [8] (0:11.03)	0:46.14 [9] (0:11.08)	0:35.06 [9] (0:11.38)	0:23.68 [8] (0:11.38)	0:12.30 [8] (0:12.30)
Average Speed [km/h]	47.3	66.9	65.8	65.4	63.0	63.2	58.4
Top Speed [km/h]	65.8	68.9	68.3	66.8	66.2	63.9	61.1
Avg. Dist. to Rail [m]	4.0	1.1	2.0	1.2	0.7	1.5	1.5
Avg. Stride Freq. [Hz]	2.2	2.4	2.5	2.5	2.5	2.5	2.4
Avg. Stride Length [m]	5.8	7.6	7.4	7.4	7.1	7.2	6.8



- [ ] Ranking at each section and finish
- .-.- No data available at this section
- NA No data available





Horse/Jockey Name	King Tarik
Final Rank	7
Fastest Section Time (Section)	0:10.63 (1200m)
Top Speed [km/h] (Section)	68.9 (1200m)
Race State	Finished

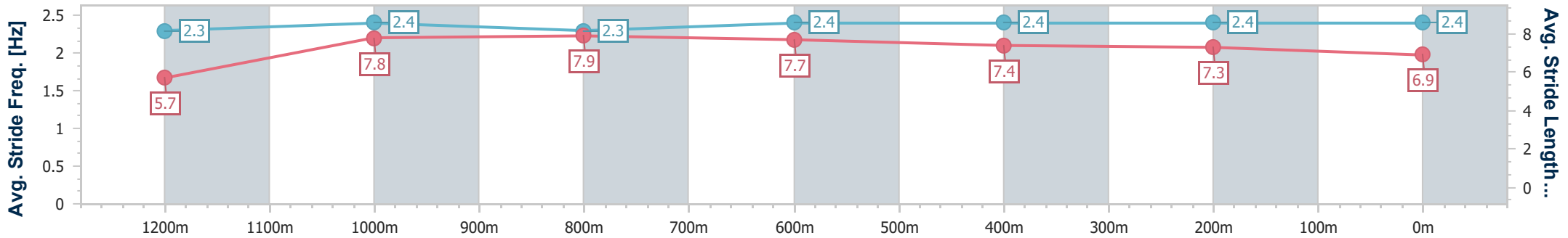
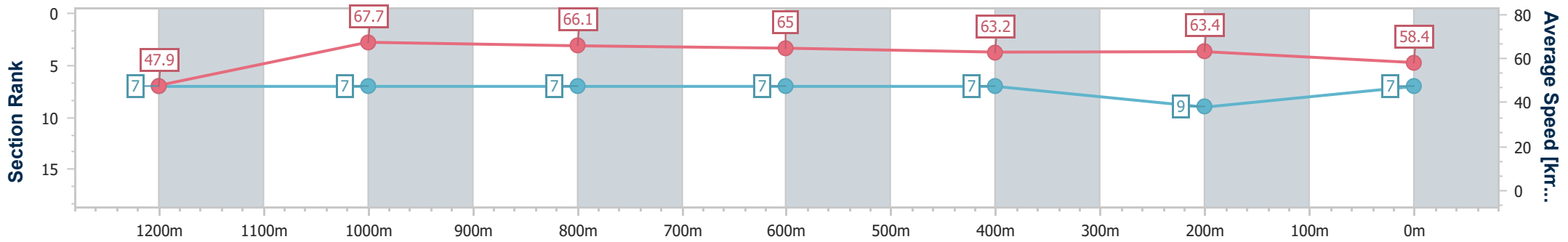


**Doomben QLD Professional**  
**Race 6: EUREKA STUD QTIS Three-Year-Old Handicap - 1350m**  
 31 July 2024 - 15:29  
 Track Rating: Soft 5, Weather: Fine, Rail Position: +10m Entire



**BRISBANE**  
RACING CLUB

Section	Overall	1200m	1000m	800m	600m	400m	200m
Section Times	1:19.37 [7] (0:11.31)	1:08.06 [7] (0:10.63)	0:57.43 [7] (0:10.98)	0:46.45 [7] (0:11.27)	0:35.18 [7] (0:11.46)	0:23.72 [7] (0:11.39)	0:12.33 [9] (0:12.33)
Average Speed [km/h]	47.9	67.7	66.1	65.0	63.2	63.4	58.4
Top Speed [km/h]	65.9	68.9	68.0	65.7	65.0	64.4	62.7
Avg. Dist. to Rail [m]	6.3	3.0	2.6	3.6	1.5	2.4	4.4
Avg. Stride Freq. [Hz]	2.3	2.4	2.3	2.4	2.4	2.4	2.4
Avg. Stride Length [m]	5.7	7.8	7.9	7.7	7.4	7.3	6.9



- [ ] Ranking at each section and finish
- .-.- No data available at this section
- NA No data available



Horse/Jockey Name	Esjay
Final Rank	8
Fastest Section Time (Section)	0:10.19 (1200m)
Top Speed [km/h] (Section)	71.4 (1200m)
Race State	Finished

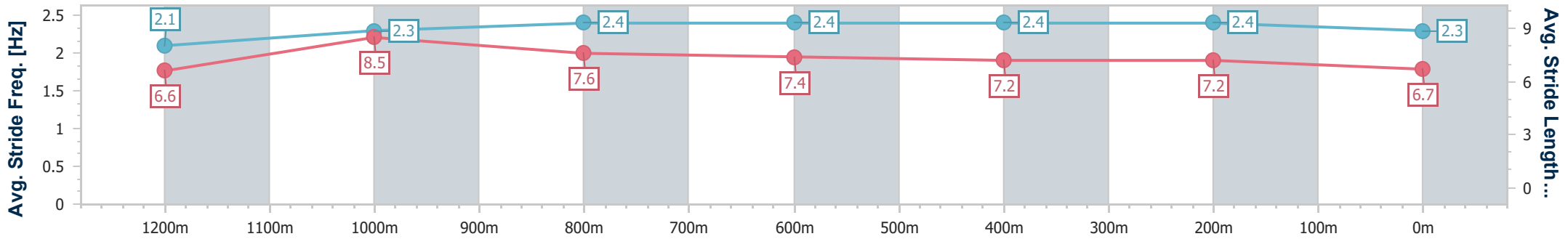
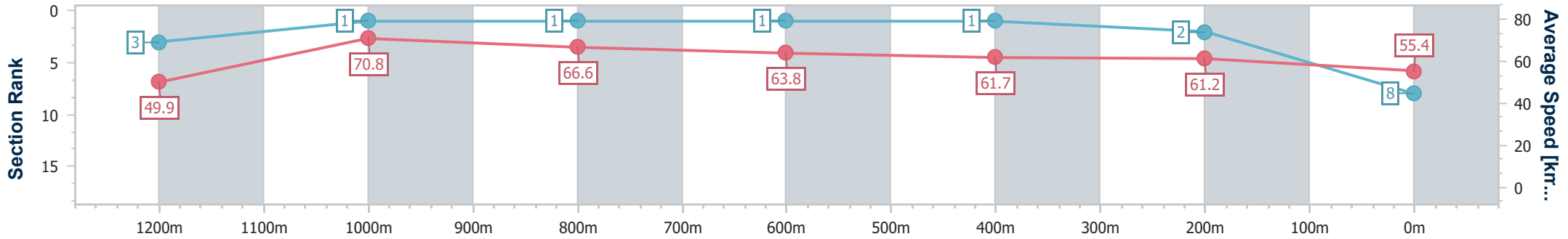


**Doomben QLD Professional**  
**Race 6: EUREKA STUD QTIS Three-Year-Old Handicap - 1350m**  
 31 July 2024 - 15:29  
 Track Rating: Soft 5, Weather: Fine, Rail Position: +10m Entire



**BRISBANE**  
 RACING CLUB

Section	Overall	1200m	1000m	800m	600m	400m	200m
Section Times	1:19.63 [8] (0:10.85)	1:08.78 [3] (0:10.19)	0:58.59 [1] (0:10.85)	0:47.74 [1] (0:11.34)	0:36.40 [1] (0:11.72)	0:24.68 [1] (0:11.69)	0:12.99 [2] (0:12.99)
Average Speed [km/h]	49.9	70.8	66.6	63.8	61.7	61.2	55.4
Top Speed [km/h]	69.8	71.4	69.1	66.0	62.8	62.8	59.8
Avg. Dist. to Rail [m]	10.8	7.7	1.7	1.1	0.7	1.4	2.7
Avg. Stride Freq. [Hz]	2.1	2.3	2.4	2.4	2.4	2.4	2.3
Avg. Stride Length [m]	6.6	8.5	7.6	7.4	7.2	7.2	6.7



- [ ] Ranking at each section and finish
- .-.- No data available at this section
- NA No data available



Horse/Jockey Name	Aerial Bay
Final Rank	9
Fastest Section Time (Section)	0:10.46 (1200m)
Top Speed [km/h] (Section)	69.4 (1200m)
Race State	Finished



Doomben QLD Professional



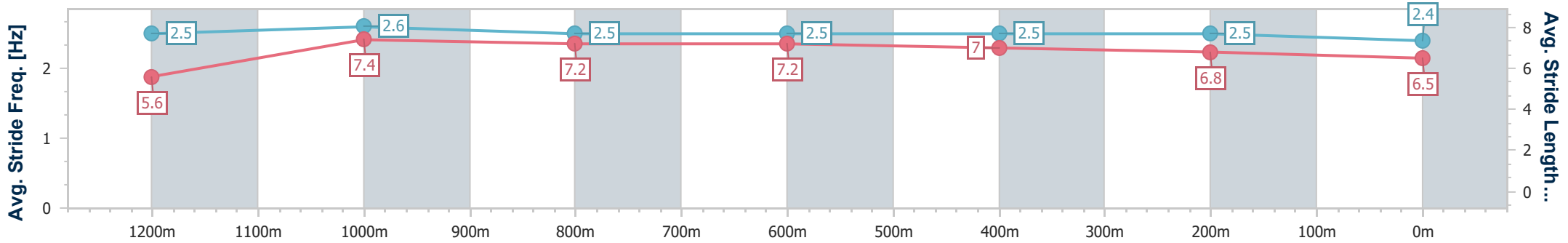
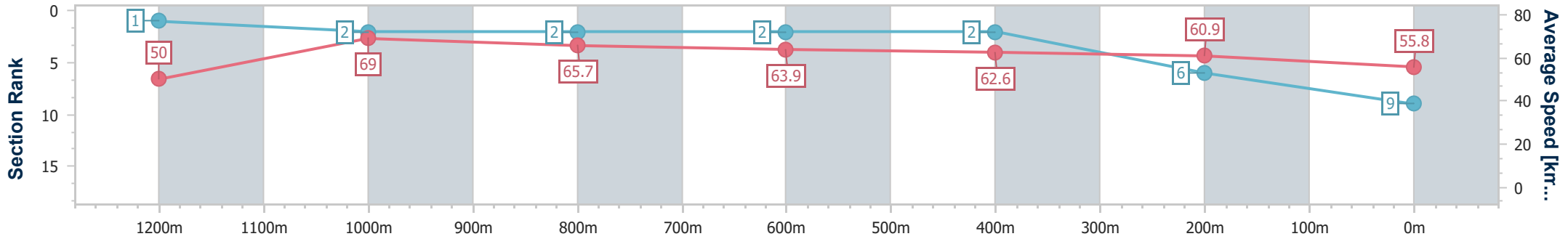
Race 6: EUREKA STUD QTIS Three-Year-Old Handicap - 1350m

31 July 2024 - 15:29

BRISBANE RACING CLUB

Track Rating: Soft 5, Weather: Fine, Rail Position: +10m Entire

Section	Overall	1200m	1000m	800m	600m	400m	200m
Section Times	1:19.91 [9] (0:10.76)	1:09.15 [1] (0:10.46)	0:58.69 [2] (0:11.00)	0:47.69 [2] (0:11.33)	0:36.36 [2] (0:11.59)	0:24.77 [2] (0:11.84)	0:12.93 [6] (0:12.93)
Average Speed [km/h]	50.0	69.0	65.7	63.9	62.6	60.9	55.8
Top Speed [km/h]	68.2	69.4	67.7	65.4	64.1	62.4	59.3
Avg. Dist. to Rail [m]	2.6	0.5	0.6	1.3	1.6	0.5	0.7
Avg. Stride Freq. [Hz]	2.5	2.6	2.5	2.5	2.5	2.5	2.4
Avg. Stride Length [m]	5.6	7.4	7.2	7.2	7.0	6.8	6.5



- [ ] Ranking at each section and finish
- .-.- No data available at this section
- NA No data available



Horse/Jockey Name	Viking Valour
Final Rank	10
Fastest Section Time (Section)	0:10.48 (1200m)
Top Speed [km/h] (Section)	69.2 (1200m)
Race State	Finished



Doomben QLD Professional



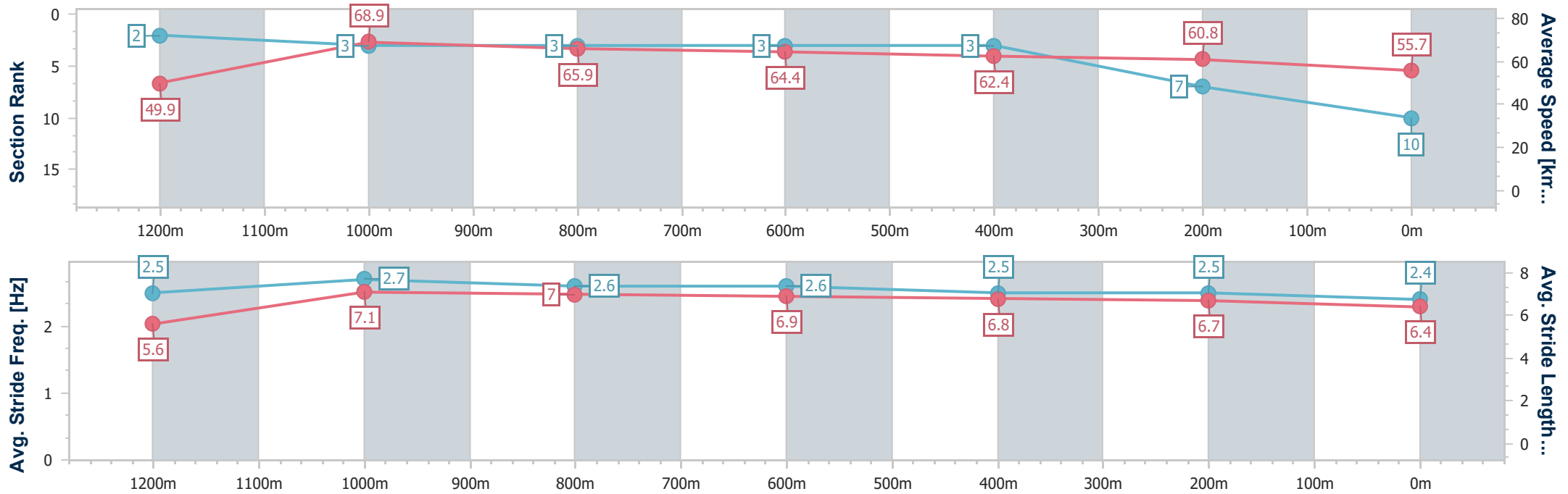
Race 6: EUREKA STUD QTIS Three-Year-Old Handicap - 1350m

31 July 2024 - 15:29

BRISBANE RACING CLUB

Track Rating: Soft 5, Weather: Fine, Rail Position: +10m Entire

Section	Overall	1200m	1000m	800m	600m	400m	200m
Section Times	1:19.94 [10] (0:10.82)	1:09.12 [2] (0:10.48)	0:58.64 [3] (0:10.97)	0:47.67 [3] (0:11.33)	0:36.34 [3] (0:11.59)	0:24.75 [3] (0:11.82)	0:12.93 [7] (0:12.93)
Average Speed [km/h]	49.9	68.9	65.9	64.4	62.4	60.8	55.7
Top Speed [km/h]	68.7	69.2	69.1	65.2	62.9	62.0	58.7
Avg. Dist. to Rail [m]	7.5	2.8	2.7	2.4	0.8	1.3	3.0
Avg. Stride Freq. [Hz]	2.5	2.7	2.6	2.6	2.5	2.5	2.4
Avg. Stride Length [m]	5.6	7.1	7.0	6.9	6.8	6.7	6.4



- [ ] Ranking at each section and finish
- .-.- No data available at this section
- NA No data available