



Doomben QLD Professional

Race 5: XXXX Fillies & Mares BENCHMARK 65 Handicap - 1200m

31 July 2024 - 14:54



BRISBANE
RACING CLUB

Track Rating: Soft 5, Weather: Fine, Rail Position: +10m Entire

Section												Last 600m		
Field Times		Overall	1000m	800m	600m	400m	200m						1:10.09	
		1:10.09 (0:12.87)	0:57.22 (0:10.59)	0:46.63 (0:11.40)	0:35.23 (0:11.57)	0:23.66 (0:11.50)	0:12.16 (0:12.16)							
Rank	TAB	Horse/Jockey	Barrier	Top Speed [km/h]	Fastest Section	Overall	1000m	800m	600m	400m	200m	Margin	Margin	Distance Travelled [m]
1	3	SISTINE EXPLORER Courtney Bellamy	3	72.0	0:10.59	1:10.09 [1] (0:12.87)	0:57.22 [1] (0:10.59)	0:46.63 [1] (0:11.40)	0:35.23 [1] (0:11.57)	0:23.66 [1] (0:11.50)	0:12.16 [2] (0:12.16)	1:10.09	0:35.23	
2	13	INTRECCIATO Karl Zechner	2	68.3	0:10.89	1:10.11 [2] (0:13.26)	0:56.85 [6] (0:10.89)	0:45.96 [7] (0:11.39)	0:34.57 [6] (0:11.51)	0:23.06 [6] (0:11.21)	0:11.85 [8] (0:11.85)	0.1L	0:34.57	-2
3	11	YELLOWHAMMER Justin Huxtable	4	70.4	0:10.73	1:10.29 [3] (0:13.25)	0:57.04 [5] (0:10.73)	0:46.31 [5] (0:11.50)	0:34.81 [5] (0:11.43)	0:23.38 [5] (0:11.19)	0:12.19 [3] (0:12.19)	1.17L	0:34.81	-3
4	4	MIXED SPICE Taylor Marshall	12	Data was not able to be tracked for this horse		-:--:-	-:--:-	-:--:-	-:--:-	-:--:-	-:--:-	1.28L	-:--:-	----
5	7	ANOTHER PEDRILLE Jag Guthmann-Chester	7	70.9	0:10.57	1:10.37 [5] (0:13.53)	0:56.84 [8] (0:10.57)	0:46.27 [6] (0:11.55)	0:34.72 [7] (0:11.56)	0:23.16 [7] (0:11.10)	0:12.06 [9] (0:12.06)	1.61L	0:34.72	+5
6	2	BELLA BABE Emily Lang	1	69.5	0:10.65	1:10.38 [6] (0:13.17)	0:57.21 [4] (0:10.65)	0:46.56 [4] (0:11.52)	0:35.04 [4] (0:11.38)	0:23.66 [4] (0:11.38)	0:12.28 [4] (0:12.28)	1.7L	0:35.04	-3
7	8	FREEMAN Samantha Collett	11	70.0	0:10.76	1:10.53 [7] (0:13.94)	0:56.59 [10] (0:10.76)	0:45.83 [10] (0:11.50)	0:34.33 [10] (0:11.38)	0:22.95 [10] (0:10.92)	0:12.03 [10] (0:12.03)	2.55L	0:34.33	-2
8	10	SCARLETT THUNDER Ryan Maloney	8	70.7	0:10.77	1:10.56 [8] (0:12.92)	0:57.64 [3] (0:10.77)	0:46.87 [3] (0:11.50)	0:35.37 [3] (0:11.47)	0:23.90 [3] (0:11.49)	0:12.41 [6] (0:12.41)	2.74L	0:35.37	+3
9	9	POWER FLASH Angela Jones	5	71.2	0:10.66	1:10.90 [9] (0:12.89)	0:58.01 [2] (0:10.66)	0:47.35 [2] (0:11.44)	0:35.91 [2] (0:11.57)	0:24.34 [2] (0:11.55)	0:12.79 [5] (0:12.79)	4.75L	0:35.91	-4
10	6	ROSE BY DESIGN Sean Cormack	9	69.5	0:10.82	1:11.04 [10] (0:13.45)	0:57.59 [7] (0:10.82)	0:46.77 [8] (0:11.60)	0:35.17 [9] (0:11.56)	0:23.61 [9] (0:11.15)	0:12.46 [11] (0:12.46)	5.55L	0:35.17	+7

Scratched: That's All Good (#14), First Person (#12), Miss Emma (#5)

[] Ranking at each section and finish
 -:--:- No data available at this section
 NA No data available

SCN Saddle cloth number
 DNF Did not finish
 DNT Did not track



Doomben QLD Professional

Race 5: XXXX Fillies & Mares BENCHMARK 65 Handicap - 1200m

31 July 2024 - 14:54



BRISBANE
RACING CLUB

Track Rating: Soft 5, Weather: Fine, Rail Position: +10m Entire

Section	Overall	1000m	800m	600m	400m	200m	Last 600m
Field Times	1:10.09 (0:12.87)	0:57.22 (0:10.59)	0:46.63 (0:11.40)	0:35.23 (0:11.57)	0:23.66 (0:11.50)	0:12.16 (0:12.16)	1:10.09

Rank	TAB	Horse/Jockey	Barrier	Top Speed [km/h]	Fastest Section	Overall	1000m	800m	600m	400m	200m	Margin	Distance Travelled [m]	
11	1	HOOT 'N' HOLLER	6	69.2	0:10.86	1:11.15 [11]	0:57.60 [9]	0:46.74 [9]	0:35.33 [8]	0:23.85 [8]	0:12.91 [7]	6.23L	0:35.33	-1
		Bailey Wheeler		1000m	1000m	(0:13.55)	(0:10.86)	(0:11.41)	(0:11.48)	(0:10.94)	(0:12.91)			

Scratched: That's All Good (#14), First Person (#12), Miss Emma (#5)

[] Ranking at each section and finish
 -:-:- No data available at this section
 NA No data available

SCN Saddle cloth number
 DNF Did not finish
 DNT Did not track



Horse/Jockey Name	Sistine Explorer
Final Rank	1
Fastest Section Time (Section)	0:10.59 (1000m)
Top Speed [km/h] (Section)	72.0 (Overall)
Race State	Finished



Doomben QLD Professional
Race 5: XXXX Fillies & Mares BENCHMARK 65 Handicap - 1200m

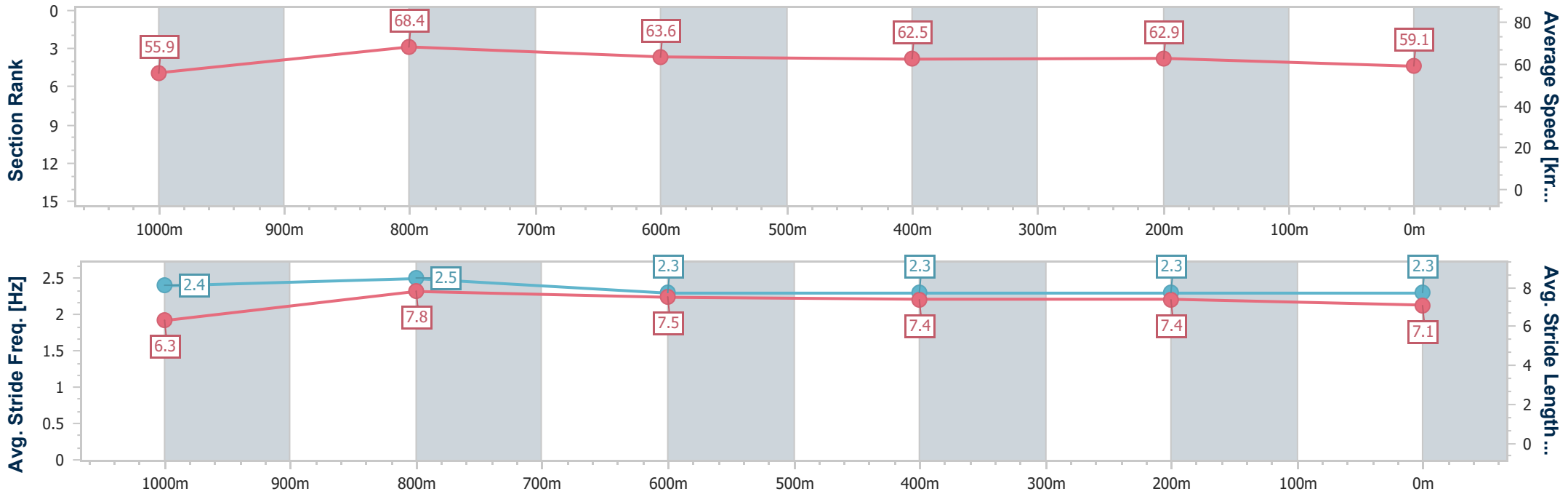


BRISBANE
RACING CLUB

31 July 2024 - 14:54

Track Rating: Soft 5, Weather: Fine, Rail Position: +10m Entire

Section	Overall	1000m	800m	600m	400m	200m
Section Times	1:10.09 [1] (0:12.87)	0:57.22 [1] (0:10.59)	0:46.63 [1] (0:11.40)	0:35.23 [1] (0:11.57)	0:23.66 [1] (0:11.50)	0:12.16 [2] (0:12.16)
Average Speed [km/h]	55.9	68.4	63.6	62.5	62.9	59.1
Top Speed [km/h]	72.0	71.1	64.8	63.8	63.4	61.4
Avg. Dist. to Rail [m]	3.2	1.4	1.5	0.9	0.8	2.3
Avg. Stride Freq. [Hz]	2.4	2.5	2.3	2.3	2.3	2.3
Avg. Stride Length [m]	6.3	7.8	7.5	7.4	7.4	7.1



- [] Ranking at each section and finish
- .-.- No data available at this section
- NA No data available



Horse/Jockey Name	Intrecciato
Final Rank	2
Fastest Section Time (Section)	0:10.89 (1000m)
Top Speed [km/h] (Section)	68.3 (Overall)
Race State	Finished



Doomben QLD Professional
Race 5: XXXX Fillies & Mares BENCHMARK 65 Handicap - 1200m

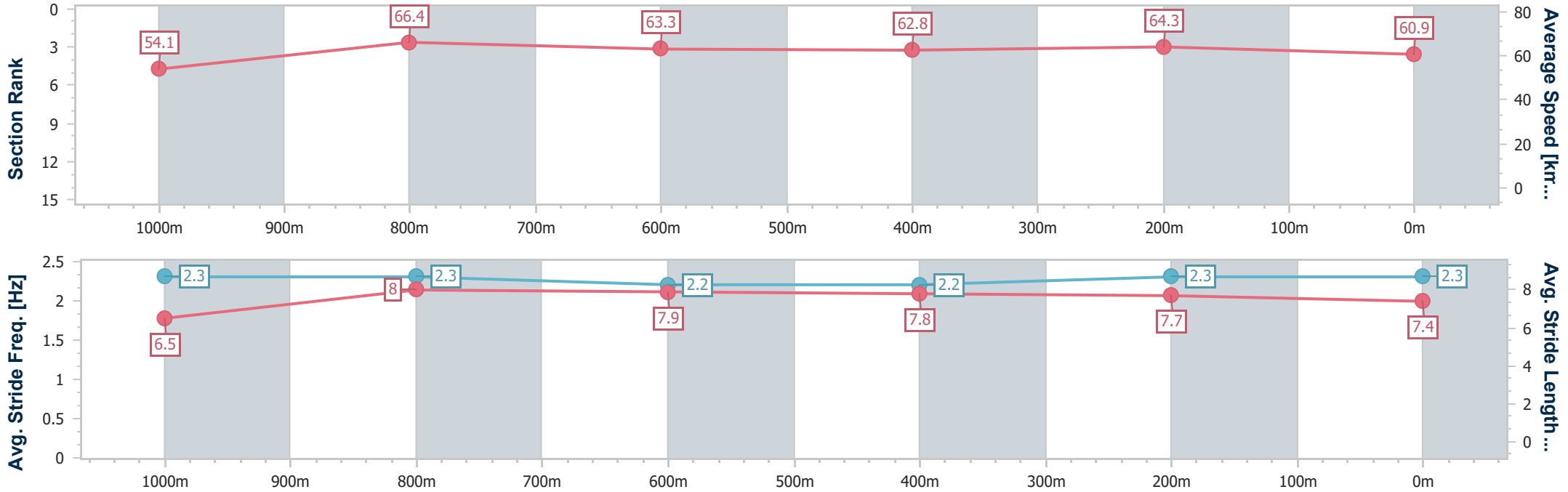


BRISBANE
RACING CLUB

31 July 2024 - 14:54

Track Rating: Soft 5, Weather: Fine, Rail Position: +10m Entire

Section	Overall	1000m	800m	600m	400m	200m
Section Times	1:10.11 [2] (0:13.26)	0:56.85 [6] (0:10.89)	0:45.96 [7] (0:11.39)	0:34.57 [6] (0:11.51)	0:23.06 [6] (0:11.21)	0:11.85 [8] (0:11.85)
Average Speed [km/h]	54.1	66.4	63.3	62.8	64.3	60.9
Top Speed [km/h]	68.3	67.6	64.8	64.0	64.9	63.9
Avg. Dist. to Rail [m]	1.1	0.4	0.5	1.1	2.4	1.6
Avg. Stride Freq. [Hz]	2.3	2.3	2.2	2.2	2.3	2.3
Avg. Stride Length [m]	6.5	8.0	7.9	7.8	7.7	7.4



- [] Ranking at each section and finish
- .-.- No data available at this section
- NA No data available



Horse/Jockey Name	Yellowhammer
Final Rank	3
Fastest Section Time (Section)	0:10.73 (1000m)
Top Speed [km/h] (Section)	70.4 (1000m)
Race State	Finished



Doomben QLD Professional
Race 5: XXXX Fillies & Mares BENCHMARK 65 Handicap - 1200m

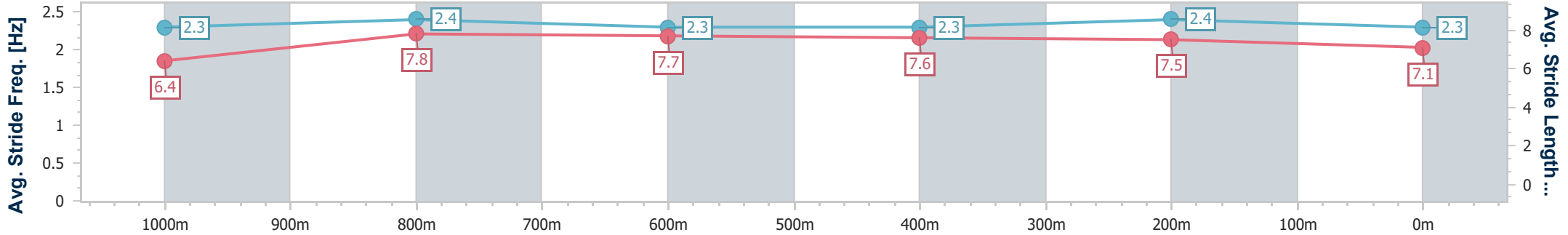
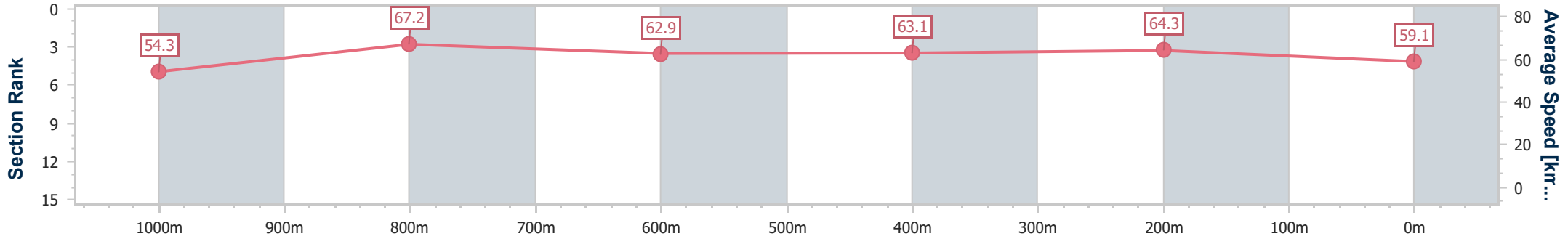


BRISBANE
 RACING CLUB

31 July 2024 - 14:54

Track Rating: Soft 5, Weather: Fine, Rail Position: +10m Entire

Section	Overall	1000m	800m	600m	400m	200m
Section Times	1:10.29 [3] (0:13.25)	0:57.04 [5] (0:10.73)	0:46.31 [5] (0:11.50)	0:34.81 [5] (0:11.43)	0:23.38 [5] (0:11.19)	0:12.19 [3] (0:12.19)
Average Speed [km/h]	54.3	67.2	62.9	63.1	64.3	59.1
Top Speed [km/h]	70.3	70.4	64.5	64.3	65.5	62.7
Avg. Dist. to Rail [m]	2.2	0.5	1.0	0.4	0.9	1.1
Avg. Stride Freq. [Hz]	2.3	2.4	2.3	2.3	2.4	2.3
Avg. Stride Length [m]	6.4	7.8	7.7	7.6	7.5	7.1



- [] Ranking at each section and finish
- .-.- No data available at this section
- NA No data available



Horse/Jockey Name	Another Pedrille
Final Rank	5
Fastest Section Time (Section)	0:10.57 (1000m)
Top Speed [km/h] (Section)	70.9 (1000m)
Race State	Finished

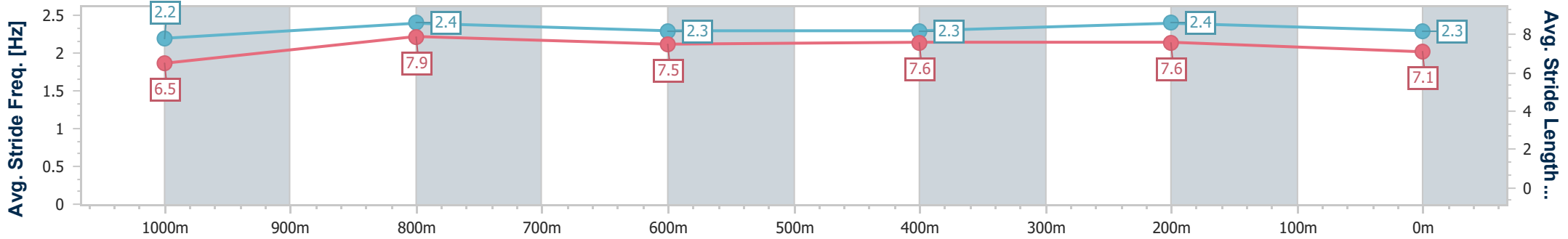
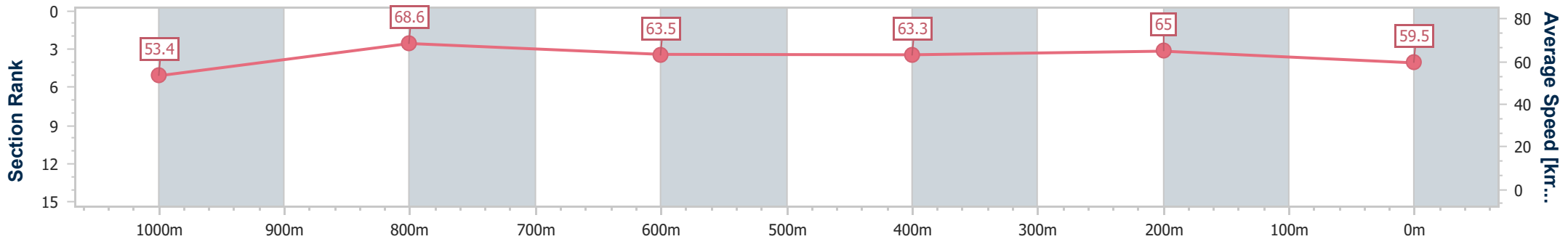


Doomben QLD Professional
Race 5: XXXX Fillies & Mares BENCHMARK 65 Handicap - 1200m
 31 July 2024 - 14:54
 Track Rating: Soft 5, Weather: Fine, Rail Position: +10m Entire



BRISBANE
RACING CLUB

Section	Overall	1000m	800m	600m	400m	200m
Section Times	1:10.37 [5] (0:13.53)	0:56.84 [8] (0:10.57)	0:46.27 [6] (0:11.55)	0:34.72 [7] (0:11.56)	0:23.16 [7] (0:11.10)	0:12.06 [9] (0:12.06)
Average Speed [km/h]	53.4	68.6	63.5	63.3	65.0	59.5
Top Speed [km/h]	70.0	70.9	66.4	64.9	66.3	64.1
Avg. Dist. to Rail [m]	4.2	1.4	3.9	2.6	2.6	3.7
Avg. Stride Freq. [Hz]	2.2	2.4	2.3	2.3	2.4	2.3
Avg. Stride Length [m]	6.5	7.9	7.5	7.6	7.6	7.1



- [] Ranking at each section and finish
- .-.- No data available at this section
- NA No data available



Horse/Jockey Name	Bella Babe
Final Rank	6
Fastest Section Time (Section)	0:10.65 (1000m)
Top Speed [km/h] (Section)	69.5 (1000m)
Race State	Finished



Doomben QLD Professional
Race 5: XXXX Fillies & Mares BENCHMARK 65 Handicap - 1200m

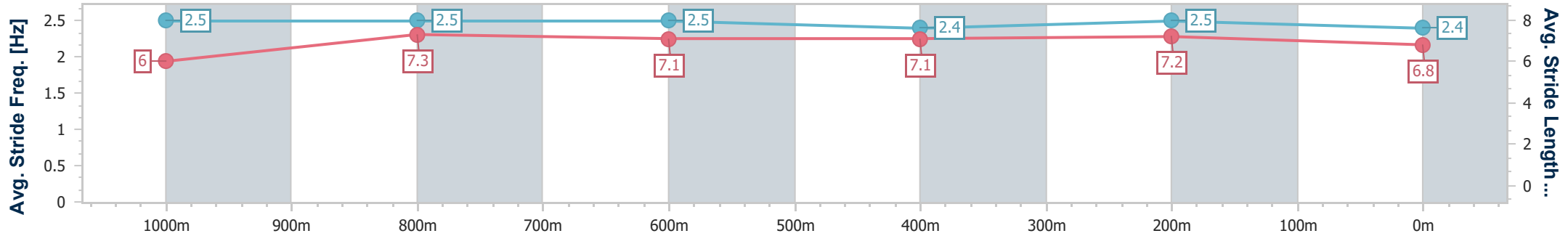
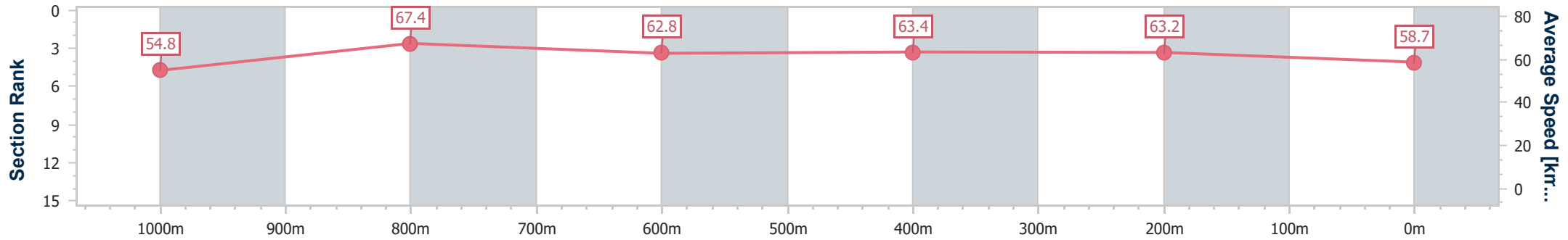


BRISBANE
 RACING CLUB

31 July 2024 - 14:54

Track Rating: Soft 5, Weather: Fine, Rail Position: +10m Entire

Section	Overall	1000m	800m	600m	400m	200m
Section Times	1:10.38 [6] (0:13.17)	0:57.21 [4] (0:10.65)	0:46.56 [4] (0:11.52)	0:35.04 [4] (0:11.38)	0:23.66 [4] (0:11.38)	0:12.28 [4] (0:12.28)
Average Speed [km/h]	54.8	67.4	62.8	63.4	63.2	58.7
Top Speed [km/h]	68.6	69.5	64.9	65.5	64.0	60.6
Avg. Dist. to Rail [m]	0.4	0.3	1.2	0.6	1.1	2.4
Avg. Stride Freq. [Hz]	2.5	2.5	2.5	2.4	2.5	2.4
Avg. Stride Length [m]	6.0	7.3	7.1	7.1	7.2	6.8



- [] Ranking at each section and finish
- .-.- No data available at this section
- NA No data available



Horse/Jockey Name	Freeman
Final Rank	7
Fastest Section Time (Section)	0:10.76 (1000m)
Top Speed [km/h] (Section)	70.0 (1000m)
Race State	Finished



Doomben QLD Professional
Race 5: XXXX Fillies & Mares BENCHMARK 65 Handicap - 1200m

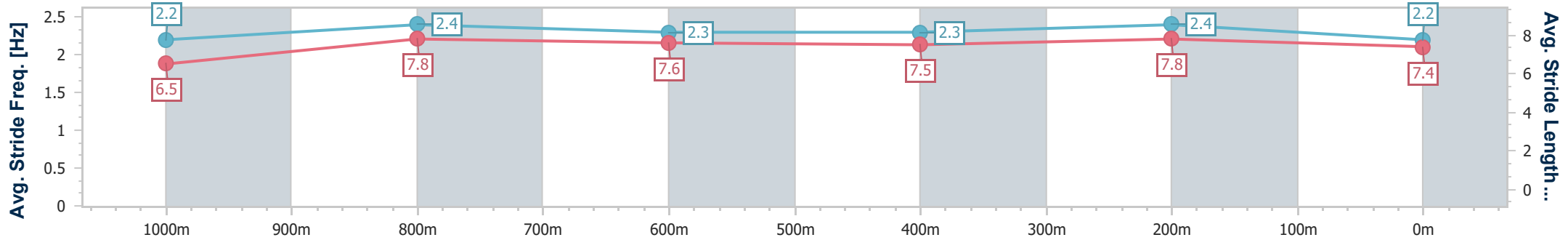
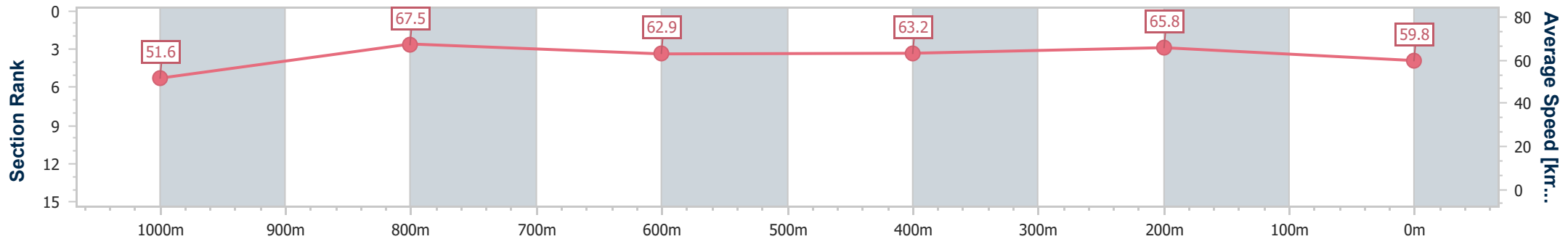


BRISBANE
RACING CLUB

31 July 2024 - 14:54

Track Rating: Soft 5, Weather: Fine, Rail Position: +10m Entire

Section	Overall	1000m	800m	600m	400m	200m
Section Times	1:10.53 [7] (0:13.94)	0:56.59 [10] (0:10.76)	0:45.83 [10] (0:11.50)	0:34.33 [10] (0:11.38)	0:22.95 [10] (0:10.92)	0:12.03 [10] (0:12.03)
Average Speed [km/h]	51.6	67.5	62.9	63.2	65.8	59.8
Top Speed [km/h]	69.5	70.0	65.0	66.0	67.1	64.0
Avg. Dist. to Rail [m]	3.9	1.8	1.8	0.8	1.4	1.1
Avg. Stride Freq. [Hz]	2.2	2.4	2.3	2.3	2.4	2.2
Avg. Stride Length [m]	6.5	7.8	7.6	7.5	7.8	7.4



- [] Ranking at each section and finish
- .-.- No data available at this section
- NA No data available



Horse/Jockey Name	Scarlett Thunder
Final Rank	8
Fastest Section Time (Section)	0:10.77 (1000m)
Top Speed [km/h] (Section)	70.7 (1000m)
Race State	Finished

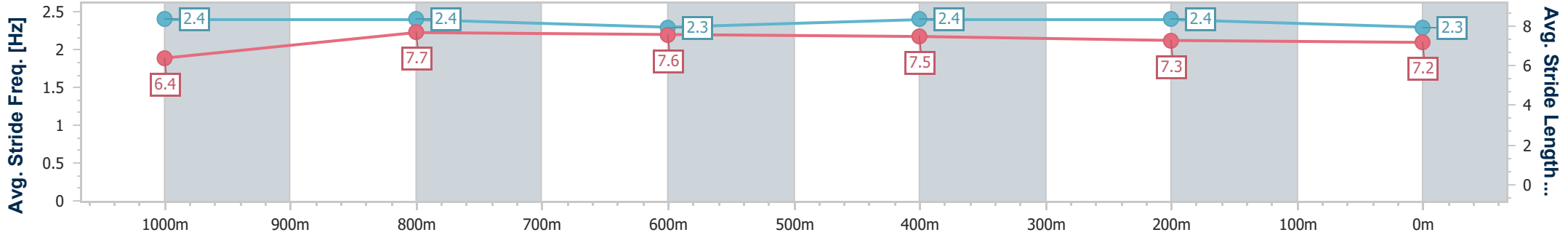
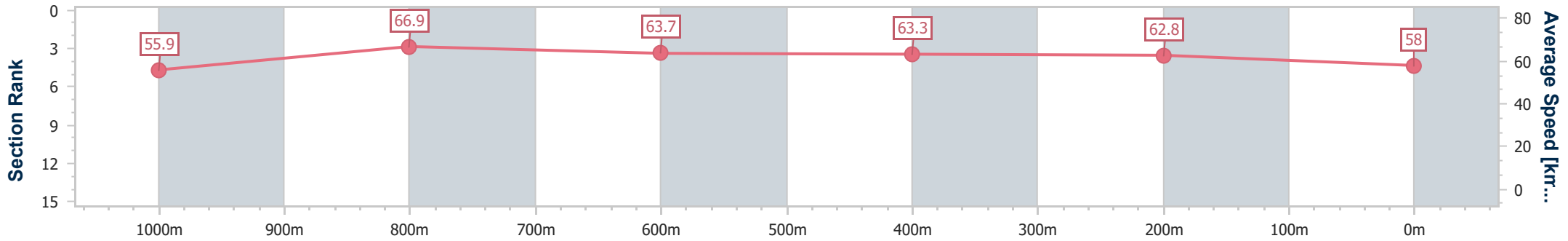


Doomben QLD Professional
Race 5: XXXX Fillies & Mares BENCHMARK 65 Handicap - 1200m
 31 July 2024 - 14:54
 Track Rating: Soft 5, Weather: Fine, Rail Position: +10m Entire



BRISBANE
RACING CLUB

Section	Overall	1000m	800m	600m	400m	200m
Section Times	1:10.56 [8] (0:12.92)	0:57.64 [3] (0:10.77)	0:46.87 [3] (0:11.50)	0:35.37 [3] (0:11.47)	0:23.90 [3] (0:11.49)	0:12.41 [6] (0:12.41)
Average Speed [km/h]	55.9	66.9	63.7	63.3	62.8	58.0
Top Speed [km/h]	70.7	70.7	64.8	64.8	64.2	62.2
Avg. Dist. to Rail [m]	5.6	1.7	2.6	1.9	2.0	0.7
Avg. Stride Freq. [Hz]	2.4	2.4	2.3	2.4	2.4	2.3
Avg. Stride Length [m]	6.4	7.7	7.6	7.5	7.3	7.2



- [] Ranking at each section and finish
- .-.- No data available at this section
- NA No data available



Horse/Jockey Name	Power Flash
Final Rank	9
Fastest Section Time (Section)	0:10.66 (1000m)
Top Speed [km/h] (Section)	71.2 (Overall)
Race State	Finished



Doomben QLD Professional
Race 5: XXXX Fillies & Mares BENCHMARK 65 Handicap - 1200m

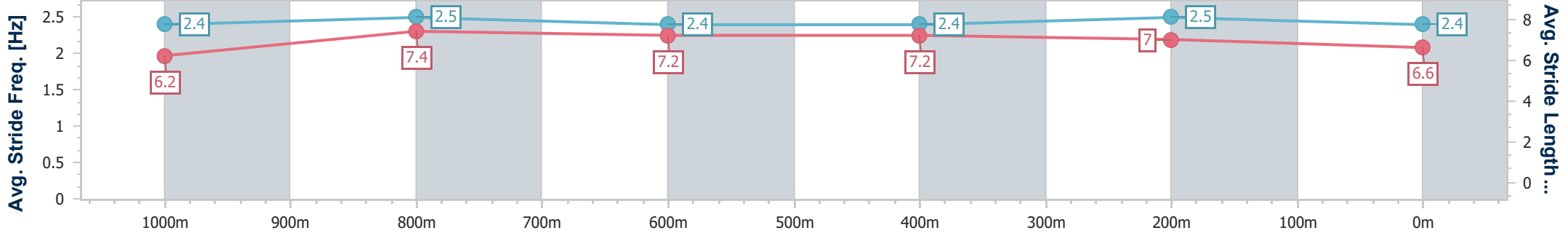
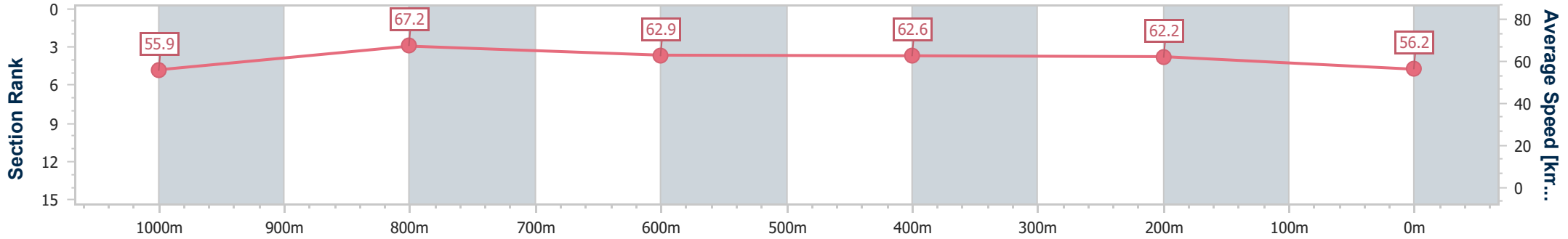


BRISBANE
 RACING CLUB

31 July 2024 - 14:54

Track Rating: Soft 5, Weather: Fine, Rail Position: +10m Entire

Section	Overall	1000m	800m	600m	400m	200m
Section Times	1:10.90 [9] (0:12.89)	0:58.01 [2] (0:10.66)	0:47.35 [2] (0:11.44)	0:35.91 [2] (0:11.57)	0:24.34 [2] (0:11.55)	0:12.79 [5] (0:12.79)
Average Speed [km/h]	55.9	67.2	62.9	62.6	62.2	56.2
Top Speed [km/h]	71.2	69.9	63.8	63.5	63.4	60.4
Avg. Dist. to Rail [m]	3.4	1.1	0.8	1.0	0.7	0.7
Avg. Stride Freq. [Hz]	2.4	2.5	2.4	2.4	2.5	2.4
Avg. Stride Length [m]	6.2	7.4	7.2	7.2	7.0	6.6



- [] Ranking at each section and finish
- .-.- No data available at this section
- NA No data available



Horse/Jockey Name	Rose By Design
Final Rank	10
Fastest Section Time (Section)	0:10.82 (1000m)
Top Speed [km/h] (Section)	69.5 (1000m)
Race State	Finished



Doomben QLD Professional
Race 5: XXXX Fillies & Mares BENCHMARK 65 Handicap - 1200m

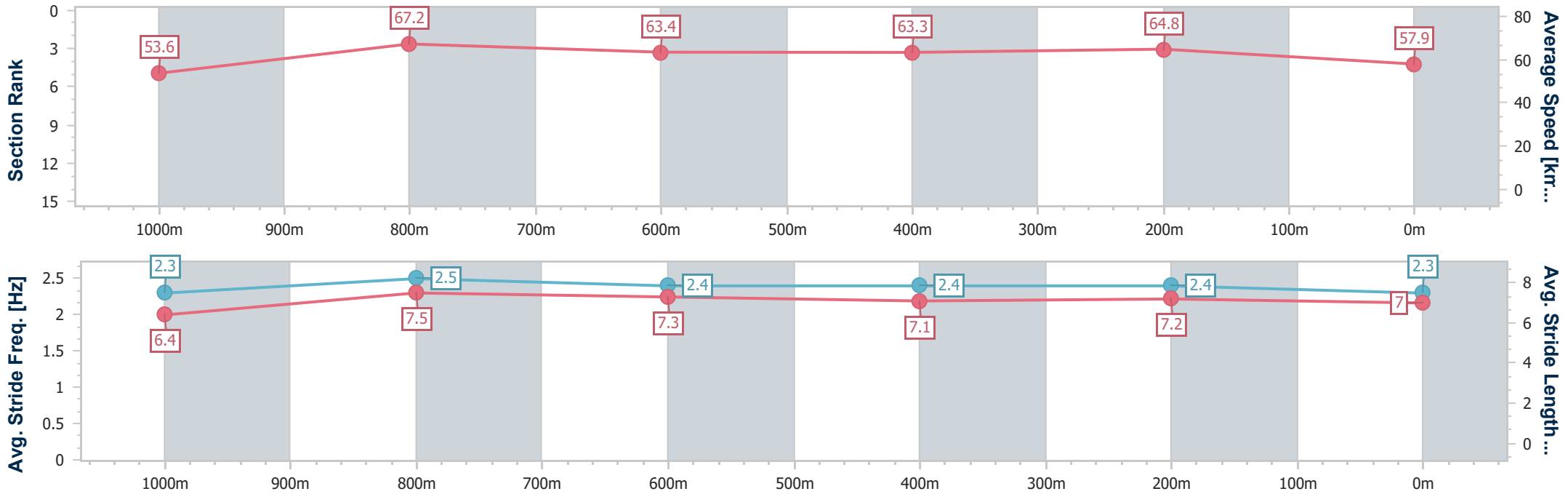


BRISBANE
RACING CLUB

31 July 2024 - 14:54

Track Rating: Soft 5, Weather: Fine, Rail Position: +10m Entire

Section	Overall	1000m	800m	600m	400m	200m
Section Times	1:11.04 [10] (0:13.45)	0:57.59 [7] (0:10.82)	0:46.77 [8] (0:11.60)	0:35.17 [9] (0:11.56)	0:23.61 [9] (0:11.15)	0:12.46 [11] (0:12.46)
Average Speed [km/h]	53.6	67.2	63.4	63.3	64.8	57.9
Top Speed [km/h]	68.2	69.5	66.1	66.4	67.6	62.4
Avg. Dist. to Rail [m]	6.7	2.4	3.9	3.5	2.2	3.7
Avg. Stride Freq. [Hz]	2.3	2.5	2.4	2.4	2.4	2.3
Avg. Stride Length [m]	6.4	7.5	7.3	7.1	7.2	7.0



- [] Ranking at each section and finish
- .-.- No data available at this section
- NA No data available



Horse/Jockey Name	Hoot 'N' Holler
Final Rank	11
Fastest Section Time (Section)	0:10.86 (1000m)
Top Speed [km/h] (Section)	69.2 (1000m)
Race State	Finished

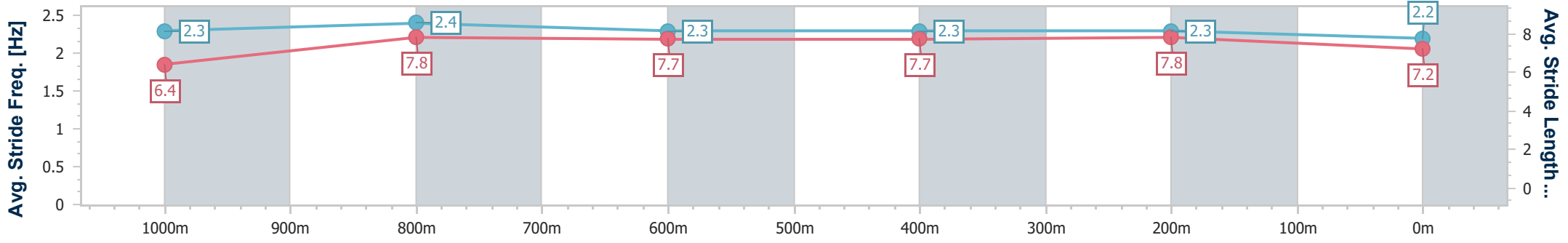
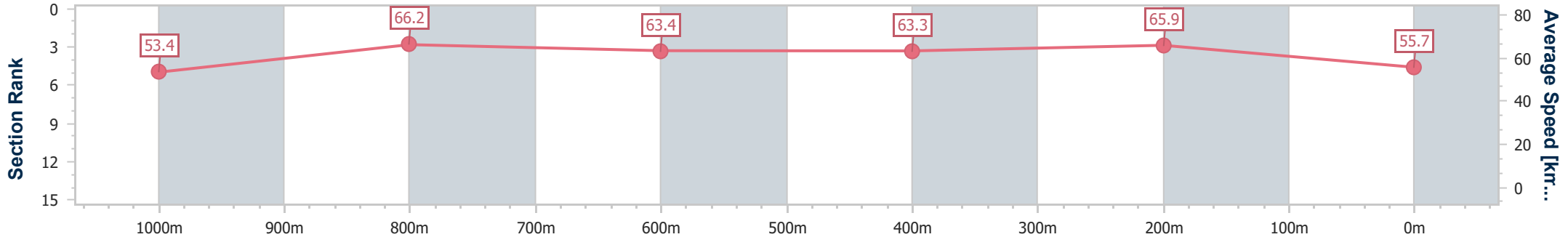


Doomben QLD Professional
Race 5: XXXX Fillies & Mares BENCHMARK 65 Handicap - 1200m
 31 July 2024 - 14:54
 Track Rating: Soft 5, Weather: Fine, Rail Position: +10m Entire



BRISBANE
RACING CLUB

Section	Overall	1000m	800m	600m	400m	200m
Section Times	1:11.15 [11] (0:13.55)	0:57.60 [9] (0:10.86)	0:46.74 [9] (0:11.41)	0:35.33 [8] (0:11.48)	0:23.85 [8] (0:10.94)	0:12.91 [7] (0:12.91)
Average Speed [km/h]	53.4	66.2	63.4	63.3	65.9	55.7
Top Speed [km/h]	69.0	69.2	65.1	64.5	67.6	62.7
Avg. Dist. to Rail [m]	3.7	0.3	1.2	1.5	0.6	0.7
Avg. Stride Freq. [Hz]	2.3	2.4	2.3	2.3	2.3	2.2
Avg. Stride Length [m]	6.4	7.8	7.7	7.7	7.8	7.2



- [] Ranking at each section and finish
- .-.- No data available at this section
- NA No data available



Horse/Jockey Name	Mixed Spice
Final Rank	4
Fastest Section Time (Section)	--:--
Top Speed [km/h] (Section)	--
Race State	DidNotTrack



Doomben QLD Professional
Race 5: XXXX Fillies & Mares BENCHMARK 65 Handicap - 1200m
 31 July 2024 - 14:54
 Track Rating: Soft 5, Weather: Fine, Rail Position: +10m Entire



BRISBANE
RACING CLUB

Section	Overall	1000m	800m	600m	400m	200m							
Section Times	--:--	--:--	--:--	--:--	--:--	--:--							
Average Speed [km/h]	--	--	--	--	--	--							
Top Speed [km/h]	--	--	--	--	--	--							
Avg. Dist. to Rail [m]	--	--	--	--	--	--							
Avg. Stride Freq. [Hz]	--	--	--	--	--	--							
Avg. Stride Length [m]	--	--	--	--	--	--							

- [] Ranking at each section and finish
- :-- No data available at this section
- NA No data available