



Doomben QLD Professional

Race 3: MEKKA RACEDAY 17 AUGUST Class 5 Handicap - 1660m

31 July 2024 - 13:43



BRISBANE
RACING CLUB

Track Rating: Soft 5, Weather: Fine, Rail Position: +10m Entire

Section		Overall	1400m	1200m	1000m	800m	600m	400m	Last 600m				
Field Times		1:38.73 (0:16.65)	1:22.08 (0:10.96)	1:11.12 (0:10.99)	1:00.13 (0:11.70)	0:48.43 (0:12.47)	0:35.96 (0:12.05)	0:23.91 (0:11.64)	0:35.96				
Rank	TAB Horse/Jockey	Barrier	Top Speed [km/h]	Fastest Section	Distance Travelled [m]								
1	1 BULLT Bailey Wheeler	4	67.6	0:11.05	1:38.73 [1] (0:17.23)	1:21.50 [8] (0:11.05)	1:10.45 [8] (0:11.41)	0:59.04 [8] (0:11.62)	0:47.42 [8] (0:12.11)	0:35.31 [8] (0:11.66)	0:23.65 [6] (0:11.54)	0:35.31	
2	5 BEDFORD SQUARE Angela Jones	3	69.6	0:10.85	1:38.84 [2] (0:17.16)	1:21.68 [7] (0:10.85)	1:10.83 [5] (0:11.32)	0:59.51 [6] (0:11.60)	0:47.91 [5] (0:12.24)	0:35.67 [5] (0:11.95)	0:23.72 [7] (0:11.53)	0:35.67	+2
3	9 GOOGAZ Emily Lang	2	67.1	0:11.16	1:38.90 [3] (0:16.92)	1:21.98 [4] (0:11.16)	1:10.82 [7] (0:11.23)	0:59.59 [5] (0:11.66)	0:47.93 [6] (0:12.35)	0:35.58 [7] (0:11.69)	0:23.89 [5] (0:11.45)	0:35.58	-2
4	4 KIPLING'S JOURNEY Adin Thompson	8	69.6	0:10.90	1:39.15 [4] (0:16.76)	1:22.39 [3] (0:10.90)	1:11.49 [2] (0:11.25)	1:00.24 [3] (0:11.70)	0:48.54 [3] (0:12.36)	0:36.18 [3] (0:11.85)	0:24.33 [1] (0:11.66)	0:36.18	+3
5	6 KNIFE'S EDGE Michael Cahill	7	68.7	0:10.85	1:39.25 [5] (0:17.71)	1:21.54 [9] (0:10.85)	1:10.69 [9] (0:11.40)	0:59.29 [9] (0:11.56)	0:47.73 [9] (0:12.10)	0:35.63 [9] (0:11.69)	0:23.94 [9] (0:11.55)	0:35.63	-4
6	7 DIACO Ron Stewart	6	68.3	0:10.94	1:39.50 [6] (0:17.11)	1:22.39 [6] (0:10.94)	1:11.45 [6] (0:11.39)	1:00.06 [7] (0:11.64)	0:48.42 [7] (0:12.18)	0:36.24 [6] (0:11.74)	0:24.50 [4] (0:11.70)	0:36.24	+4
7	8 ENTERPRISE LASSIE Nikita Beriman	1	68.3	0:11.03	1:39.59 [7] (0:16.72)	1:22.87 [2] (0:11.03)	1:11.84 [4] (0:11.28)	1:00.56 [4] (0:11.65)	0:48.91 [4] (0:12.30)	0:36.61 [4] (0:12.14)	0:24.47 [8] (0:11.86)	0:36.61	-3
8	3 GALIFIANAKIS James Orman	5	69.6	0:11.00	1:39.98 [8] (0:16.65)	1:23.33 [1] (0:11.04)	1:12.29 [3] (0:11.00)	1:01.29 [2] (0:11.72)	0:49.57 [2] (0:12.39)	0:37.18 [2] (0:12.10)	0:25.08 [2] (0:11.91)	0:37.18	-3
9	2 FLASHING STEEL Cejay Graham	9	68.6	0:10.66	1:40.06 [9] (0:16.95)	1:23.11 [5] (0:10.66)	1:12.45 [1] (0:10.99)	1:01.46 [1] (0:11.70)	0:49.76 [1] (0:12.47)	0:37.29 [1] (0:12.19)	0:25.10 [3] (0:12.03)	0:37.29	+1

[] Ranking at each section and finish
 -:-:- No data available at this section
 NA No data available

SCN Saddle cloth number
 DNF Did not finish
 DNT Did not track



Doomben QLD Professional

Race 3: MEKKA RACEDAY 17 AUGUST Class 5 Handicap - 1660m

31 July 2024 - 13:43



BRISBANE
RACING CLUB

Track Rating: Soft 5, Weather: Fine, Rail Position: +10m Entire

Section				200m				Last 600m	
Field Times				0:12.27 (0:12.27)				0:35.96	
Rank	TAB	Horse/Jockey	Barrier	Top Speed [km/h]	Fastest Section	Margin			Distance Travelled [m]
1	1	BULLT Bailey Wheeler	4	67.6 Overall	0:11.05 1400m	0:12.11 [3] (0:12.11)	1:38.73		0:35.31
2	5	BEDFORD SQUARE Angela Jones	3	69.6 Overall	0:10.85 1400m	0:12.19 [4] (0:12.19)	0.66L		0:35.67 +2
3	9	GOOGAZ Emily Lang	2	67.1 Overall	0:11.16 1400m	0:12.44 [1] (0:12.44)	0.98L		0:35.58 -2
4	4	KIPLING'S JOURNEY Adin Thompson	8	69.6 Overall	0:10.90 1400m	0:12.67 [2] (0:12.67)	2.45L		0:36.18 +3
5	6	KNIFE'S EDGE Michael Cahill	7	68.7 Overall	0:10.85 1400m	0:12.39 [7] (0:12.39)	3.07L		0:35.63 -4
6	7	DIACO Ron Stewart	6	68.3 Overall	0:10.94 1400m	0:12.80 [5] (0:12.80)	4.52L		0:36.24 +4
7	8	ENTERPRISE LASSIE Nikita Beriman	1	68.3 Overall	0:11.03 1400m	0:12.61 [8] (0:12.61)	5.07L		0:36.61 -3
8	3	GALIFIANAKIS James Orman	5	69.6 Overall	0:11.00 1200m	0:13.17 [6] (0:13.17)	7.35L		0:37.18 -3
9	2	FLASHING STEEL Cejay Graham	9	68.6 1400m	0:10.66 1400m	0:13.07 [9] (0:13.07)	7.8L		0:37.29 +1



Horse/Jockey Name	Built
Final Rank	1
Fastest Section Time (Section)	0:11.05 (1400m)
Top Speed [km/h] (Section)	67.6 (Overall)
Race State	Finished

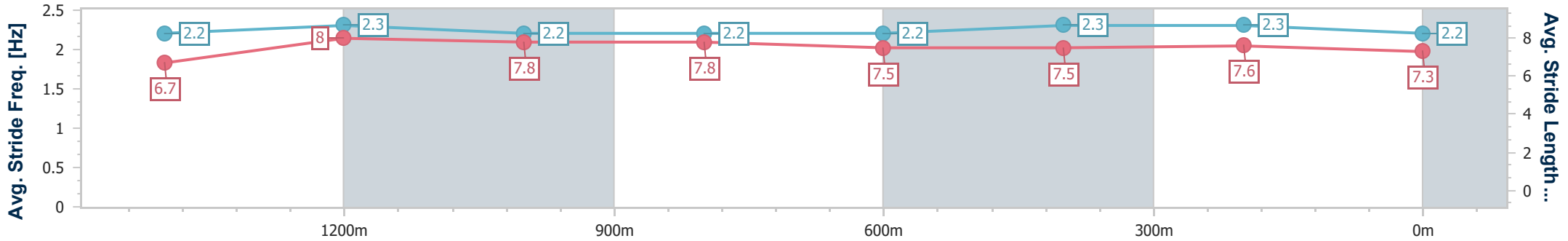
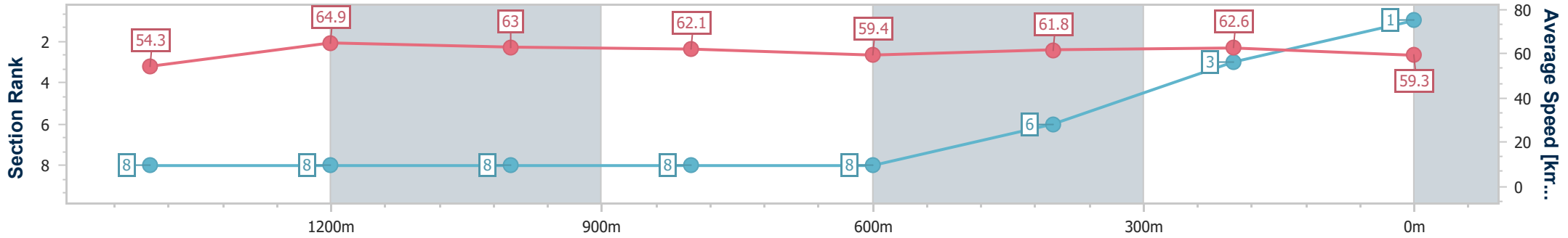


Doomben QLD Professional
Race 3: MEKKA RACEDAY 17 AUGUST Class 5 Handicap - 1660m
 31 July 2024 - 13:43
 Track Rating: Soft 5, Weather: Fine, Rail Position: +10m Entire



BRISBANE
RACING CLUB

Section	Overall	1400m	1200m	1000m	800m	600m	400m	200m
Section Times	1:38.73 [1] (0:17.23)	1:21.50 [8] (0:11.05)	1:10.45 [8] (0:11.41)	0:59.04 [8] (0:11.62)	0:47.42 [8] (0:12.11)	0:35.31 [8] (0:11.66)	0:23.65 [6] (0:11.54)	0:12.11 [3] (0:12.11)
Average Speed [km/h]	54.3	64.9	63.0	62.1	59.4	61.8	62.6	59.3
Top Speed [km/h]	67.6	67.2	64.5	64.7	60.9	63.0	63.2	62.6
Avg. Dist. to Rail [m]	0.6	0.6	0.4	0.4	0.3	0.7	1.3	2.7
Avg. Stride Freq. [Hz]	2.2	2.3	2.2	2.2	2.2	2.3	2.3	2.2
Avg. Stride Length [m]	6.7	8.0	7.8	7.8	7.5	7.5	7.6	7.3



- [] Ranking at each section and finish
- .-.- No data available at this section
- NA No data available



Horse/Jockey Name	Bedford Square
Final Rank	2
Fastest Section Time (Section)	0:10.85 (1400m)
Top Speed [km/h] (Section)	69.6 (Overall)
Race State	Finished

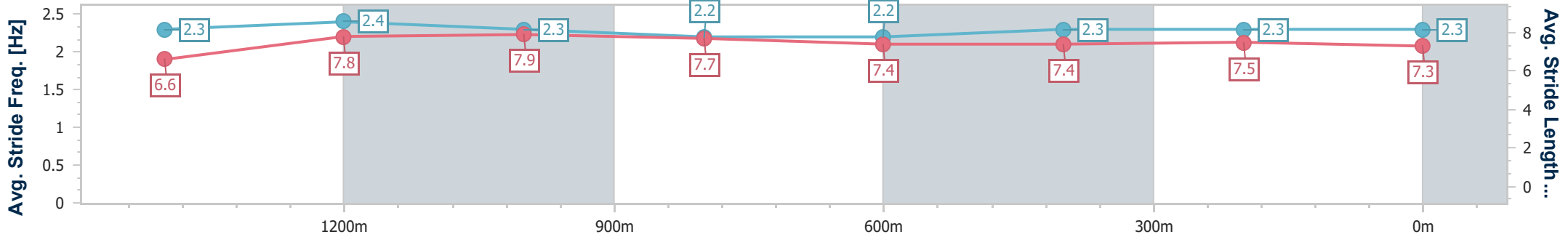
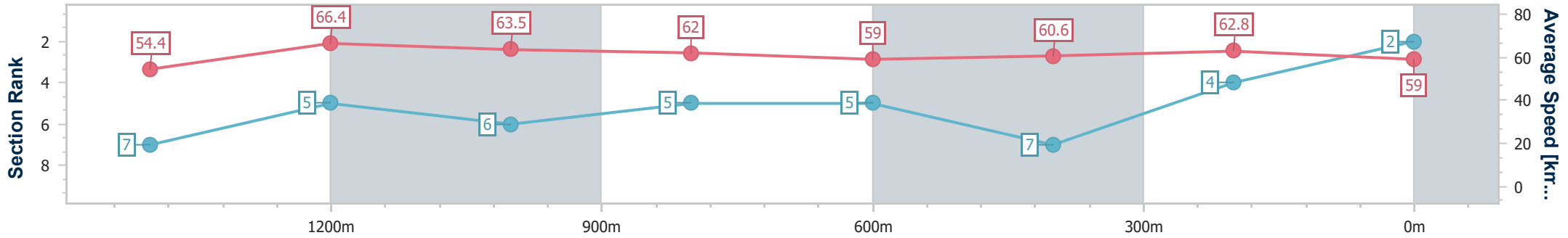


Doomben QLD Professional
Race 3: MEKKA RACEDAY 17 AUGUST Class 5 Handicap - 1660m
 31 July 2024 - 13:43
 Track Rating: Soft 5, Weather: Fine, Rail Position: +10m Entire



BRISBANE
RACING CLUB

Section	Overall	1400m	1200m	1000m	800m	600m	400m	200m
Section Times	1:38.84 [2] (0:17.16)	1:21.68 [7] (0:10.85)	1:10.83 [5] (0:11.32)	0:59.51 [6] (0:11.60)	0:47.91 [5] (0:12.24)	0:35.67 [5] (0:11.95)	0:23.72 [7] (0:11.53)	0:12.19 [4] (0:12.19)
Average Speed [km/h]	54.4	66.4	63.5	62.0	59.0	60.6	62.8	59.0
Top Speed [km/h]	69.6	68.3	64.0	64.1	61.4	62.4	63.7	61.2
Avg. Dist. to Rail [m]	1.9	0.3	0.1	0.2	0.6	1.0	2.3	4.1
Avg. Stride Freq. [Hz]	2.3	2.4	2.3	2.2	2.2	2.3	2.3	2.3
Avg. Stride Length [m]	6.6	7.8	7.9	7.7	7.4	7.4	7.5	7.3



- [] Ranking at each section and finish
- .-.- No data available at this section
- NA No data available



Horse/Jockey Name	Googaz
Final Rank	3
Fastest Section Time (Section)	0:11.16 (1400m)
Top Speed [km/h] (Section)	67.1 (Overall)
Race State	Finished

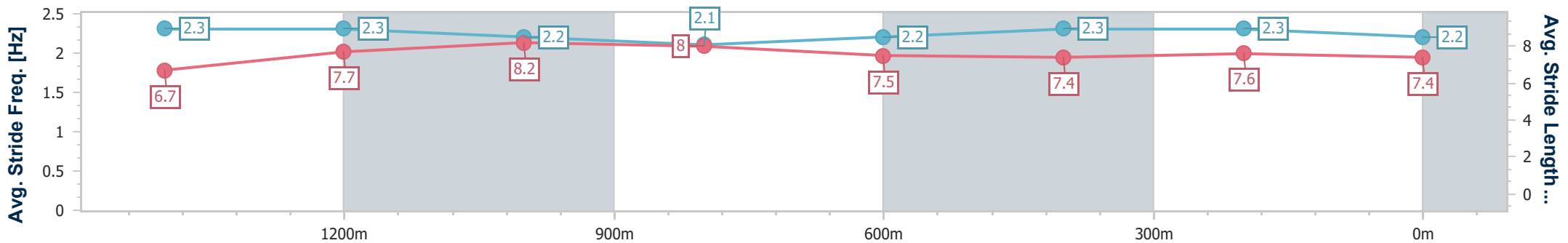
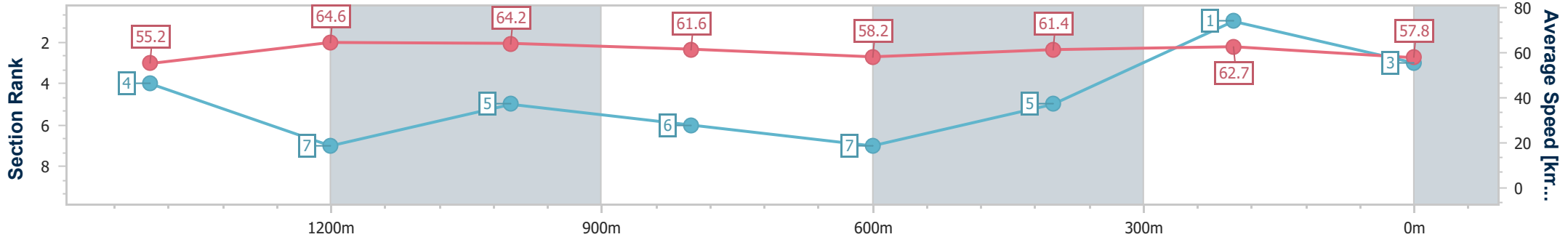


Doomben QLD Professional
Race 3: MEKKA RACEDAY 17 AUGUST Class 5 Handicap - 1660m
 31 July 2024 - 13:43
 Track Rating: Soft 5, Weather: Fine, Rail Position: +10m Entire



BRISBANE
RACING CLUB

Section	Overall	1400m	1200m	1000m	800m	600m	400m	200m
Section Times	1:38.90 [3] (0:16.92)	1:21.98 [4] (0:11.16)	1:10.82 [7] (0:11.23)	0:59.59 [5] (0:11.66)	0:47.93 [6] (0:12.35)	0:35.58 [7] (0:11.69)	0:23.89 [5] (0:11.45)	0:12.44 [1] (0:12.44)
Average Speed [km/h]	55.2	64.6	64.2	61.6	58.2	61.4	62.7	57.8
Top Speed [km/h]	67.1	66.6	64.8	63.8	60.0	62.9	63.7	61.2
Avg. Dist. to Rail [m]	1.1	0.3	0.6	0.7	0.4	0.6	1.0	1.2
Avg. Stride Freq. [Hz]	2.3	2.3	2.2	2.1	2.2	2.3	2.3	2.2
Avg. Stride Length [m]	6.7	7.7	8.2	8.0	7.5	7.4	7.6	7.4



- [] Ranking at each section and finish
- .-.- No data available at this section
- NA No data available



Horse/Jockey Name	Kipling's Journey
Final Rank	4
Fastest Section Time (Section)	0:10.90 (1400m)
Top Speed [km/h] (Section)	69.6 (Overall)
Race State	Finished



Doomben QLD Professional
Race 3: MEKKA RACEDAY 17 AUGUST Class 5 Handicap - 1660m

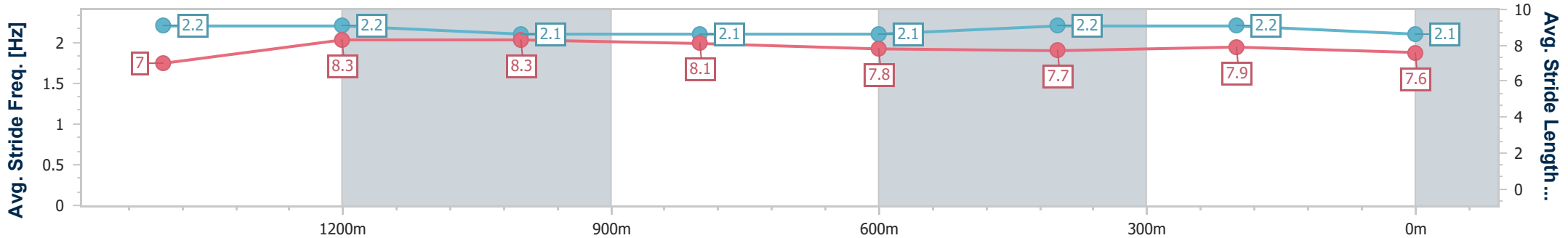
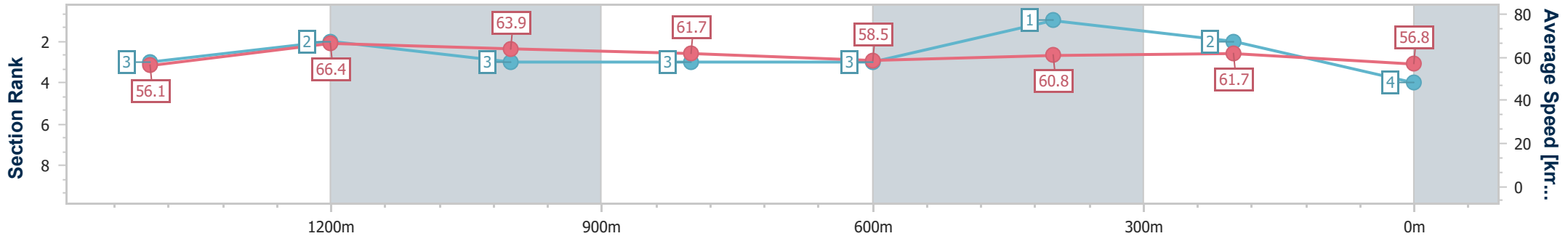


BRISBANE RACING CLUB

31 July 2024 - 13:43

Track Rating: Soft 5, Weather: Fine, Rail Position: +10m Entire

Section	Overall	1400m	1200m	1000m	800m	600m	400m	200m
Section Times	1:39.15 [4] (0:16.76)	1:22.39 [3] (0:10.90)	1:11.49 [2] (0:11.25)	1:00.24 [3] (0:11.70)	0:48.54 [3] (0:12.36)	0:36.18 [3] (0:11.85)	0:24.33 [1] (0:11.66)	0:12.67 [2] (0:12.67)
Average Speed [km/h]	56.1	66.4	63.9	61.7	58.5	60.8	61.7	56.8
Top Speed [km/h]	69.6	67.7	65.7	63.5	60.6	62.5	62.7	60.7
Avg. Dist. to Rail [m]	3.8	0.8	0.2	0.7	0.9	0.3	0.5	0.4
Avg. Stride Freq. [Hz]	2.2	2.2	2.1	2.1	2.1	2.2	2.2	2.1
Avg. Stride Length [m]	7.0	8.3	8.3	8.1	7.8	7.7	7.9	7.6



- [] Ranking at each section and finish
- .-.- No data available at this section
- NA No data available



Horse/Jockey Name	Knife's Edge
Final Rank	5
Fastest Section Time (Section)	0:10.85 (1400m)
Top Speed [km/h] (Section)	68.7 (Overall)
Race State	Finished

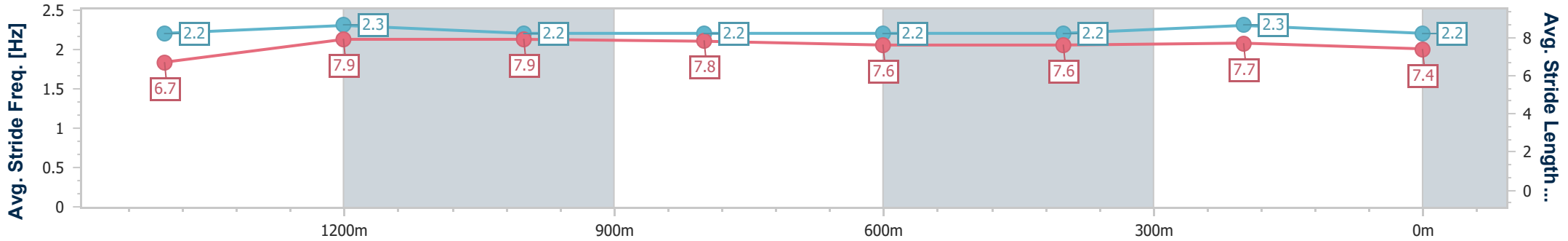
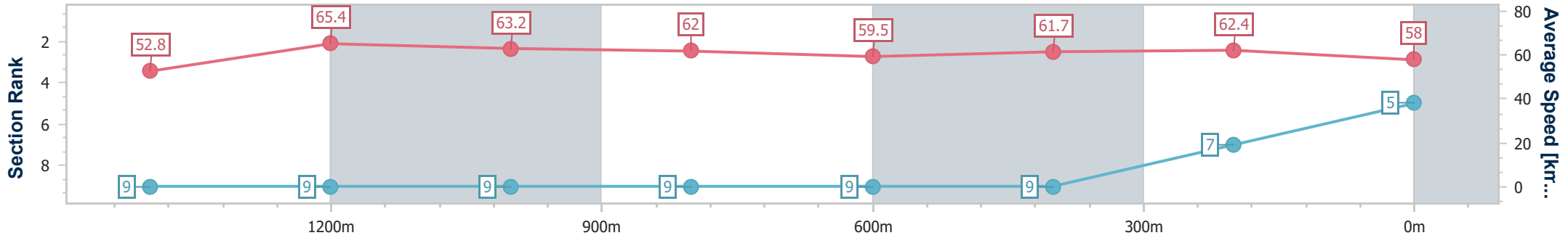


Doomben QLD Professional
Race 3: MEKKA RACEDAY 17 AUGUST Class 5 Handicap - 1660m
 31 July 2024 - 13:43
 Track Rating: Soft 5, Weather: Fine, Rail Position: +10m Entire



BRISBANE
RACING CLUB

Section	Overall	1400m	1200m	1000m	800m	600m	400m	200m
Section Times	1:39.25 [5] (0:17.71)	1:21.54 [9] (0:10.85)	1:10.69 [9] (0:11.40)	0:59.29 [9] (0:11.56)	0:47.73 [9] (0:12.10)	0:35.63 [9] (0:11.69)	0:23.94 [9] (0:11.55)	0:12.39 [7] (0:12.39)
Average Speed [km/h]	52.8	65.4	63.2	62.0	59.5	61.7	62.4	58.0
Top Speed [km/h]	68.7	68.1	64.3	64.2	61.8	62.8	63.0	62.2
Avg. Dist. to Rail [m]	1.6	2.3	1.6	1.1	0.2	0.4	1.9	5.6
Avg. Stride Freq. [Hz]	2.2	2.3	2.2	2.2	2.2	2.2	2.3	2.2
Avg. Stride Length [m]	6.7	7.9	7.9	7.8	7.6	7.6	7.7	7.4



- [] Ranking at each section and finish
- .-.- No data available at this section
- NA No data available



Horse/Jockey Name	Diaco
Final Rank	6
Fastest Section Time (Section)	0:10.94 (1400m)
Top Speed [km/h] (Section)	68.3 (Overall)
Race State	Finished



Doomben QLD Professional
Race 3: MEKKA RACEDAY 17 AUGUST Class 5 Handicap - 1660m

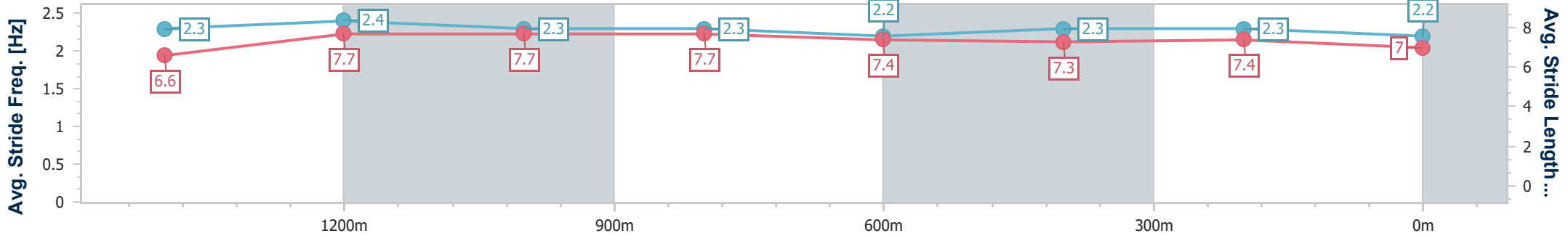
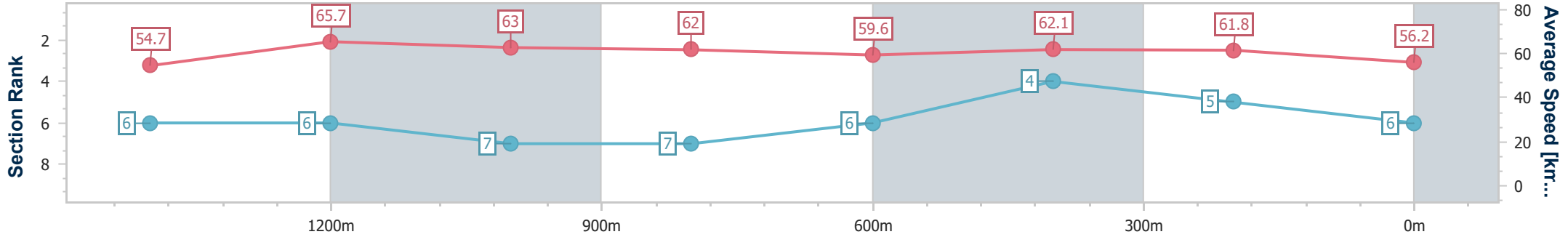


BRISBANE RACING CLUB

31 July 2024 - 13:43

Track Rating: Soft 5, Weather: Fine, Rail Position: +10m Entire

Section	Overall	1400m	1200m	1000m	800m	600m	400m	200m
Section Times	1:39.50 [6] (0:17.11)	1:22.39 [6] (0:10.94)	1:11.45 [6] (0:11.39)	1:00.06 [7] (0:11.64)	0:48.42 [7] (0:12.18)	0:36.24 [6] (0:11.74)	0:24.50 [4] (0:11.70)	0:12.80 [5] (0:12.80)
Average Speed [km/h]	54.7	65.7	63.0	62.0	59.6	62.1	61.8	56.2
Top Speed [km/h]	68.3	68.3	64.1	63.6	61.9	62.3	62.8	60.5
Avg. Dist. to Rail [m]	1.1	0.5	0.1	0.4	1.1	2.2	2.9	4.5
Avg. Stride Freq. [Hz]	2.3	2.4	2.3	2.3	2.2	2.3	2.3	2.2
Avg. Stride Length [m]	6.6	7.7	7.7	7.7	7.4	7.3	7.4	7.0



- [] Ranking at each section and finish
- .-.- No data available at this section
- NA No data available



Horse/Jockey Name	Enterprise Lassie
Final Rank	7
Fastest Section Time (Section)	0:11.03 (1400m)
Top Speed [km/h] (Section)	68.3 (Overall)
Race State	Finished

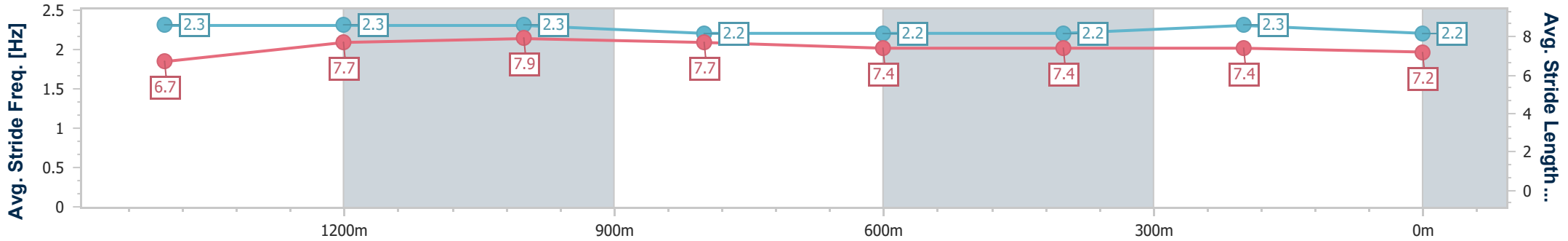
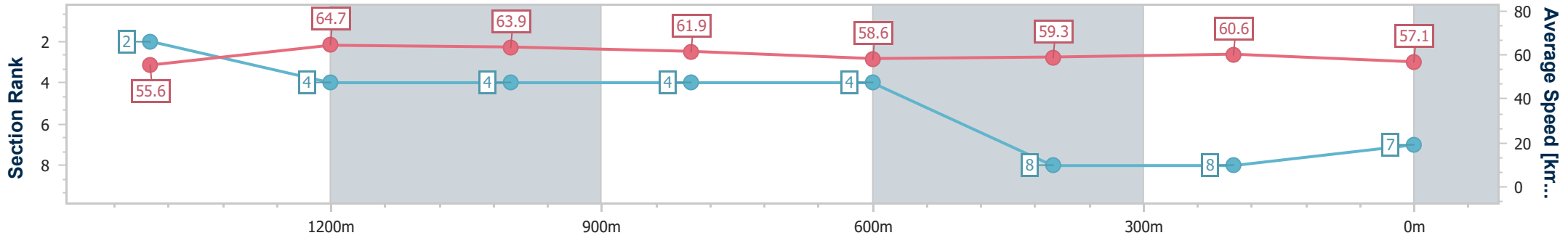


Doomben QLD Professional
Race 3: MEKKA RACEDAY 17 AUGUST Class 5 Handicap - 1660m
 31 July 2024 - 13:43
 Track Rating: Soft 5, Weather: Fine, Rail Position: +10m Entire



BRISBANE
RACING CLUB

Section	Overall	1400m	1200m	1000m	800m	600m	400m	200m
Section Times	1:39.59 [7] (0:16.72)	1:22.87 [2] (0:11.03)	1:11.84 [4] (0:11.28)	1:00.56 [4] (0:11.65)	0:48.91 [4] (0:12.30)	0:36.61 [4] (0:12.14)	0:24.47 [8] (0:11.86)	0:12.61 [8] (0:12.61)
Average Speed [km/h]	55.6	64.7	63.9	61.9	58.6	59.3	60.6	57.1
Top Speed [km/h]	68.3	66.5	64.4	63.8	60.8	60.4	61.7	60.9
Avg. Dist. to Rail [m]	2.3	1.1	0.3	0.2	0.4	0.5	0.7	1.0
Avg. Stride Freq. [Hz]	2.3	2.3	2.3	2.2	2.2	2.2	2.3	2.2
Avg. Stride Length [m]	6.7	7.7	7.9	7.7	7.4	7.4	7.4	7.2



- [] Ranking at each section and finish
- .-.- No data available at this section
- NA No data available



Horse/Jockey Name	Galifianakis
Final Rank	8
Fastest Section Time (Section)	0:11.00 (1200m)
Top Speed [km/h] (Section)	69.6 (Overall)
Race State	Finished



Doomben QLD Professional
Race 3: MEKKA RACEDAY 17 AUGUST Class 5 Handicap - 1660m

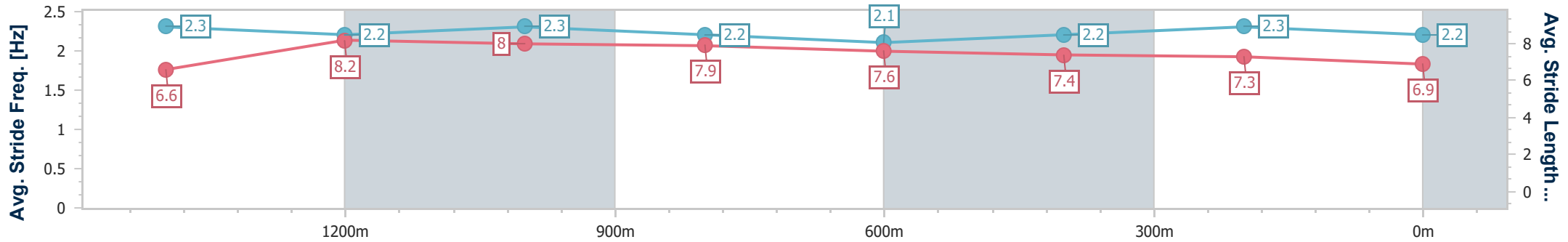
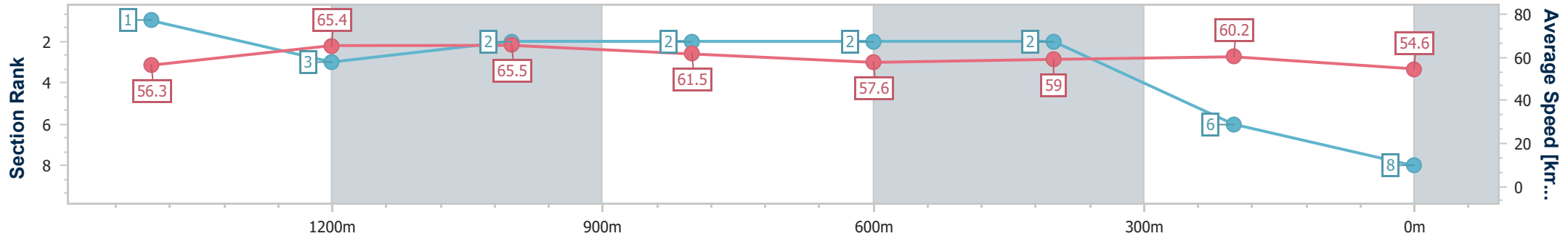


BRISBANE RACING CLUB

31 July 2024 - 13:43

Track Rating: Soft 5, Weather: Fine, Rail Position: +10m Entire

Section	Overall	1400m	1200m	1000m	800m	600m	400m	200m
Section Times	1:39.98 [8] (0:16.65)	1:23.33 [1] (0:11.04)	1:12.29 [3] (0:11.00)	1:01.29 [2] (0:11.72)	0:49.57 [2] (0:12.39)	0:37.18 [2] (0:12.10)	0:25.08 [2] (0:11.91)	0:13.17 [6] (0:13.17)
Average Speed [km/h]	56.3	65.4	65.5	61.5	57.6	59.0	60.2	54.6
Top Speed [km/h]	69.6	69.1	66.6	64.7	59.0	61.3	61.4	58.4
Avg. Dist. to Rail [m]	1.0	1.3	0.5	0.4	0.8	2.3	1.6	1.4
Avg. Stride Freq. [Hz]	2.3	2.2	2.3	2.2	2.1	2.2	2.3	2.2
Avg. Stride Length [m]	6.6	8.2	8.0	7.9	7.6	7.4	7.3	6.9



- [] Ranking at each section and finish
- .-.- No data available at this section
- NA No data available



Horse/Jockey Name	Flashing Steel
Final Rank	9
Fastest Section Time (Section)	0:10.66 (1400m)
Top Speed [km/h] (Section)	68.6 (1400m)
Race State	Finished

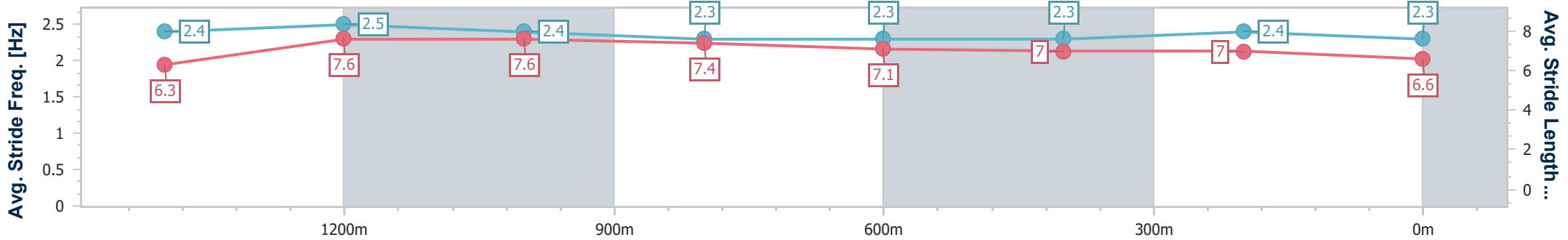
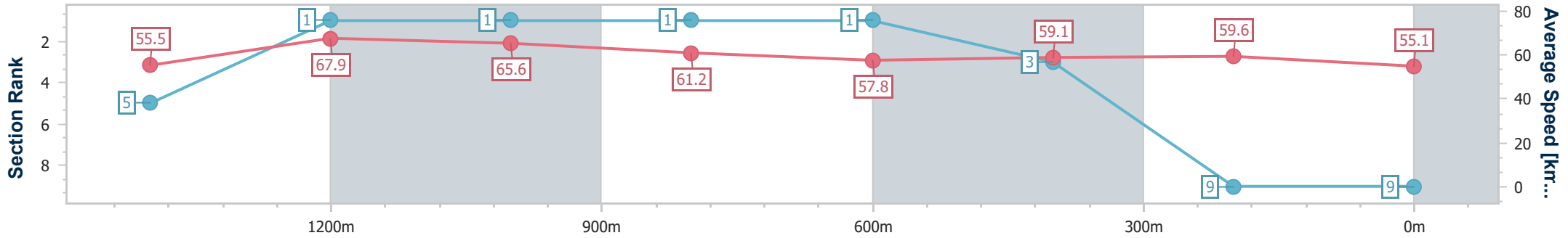


Doomben QLD Professional
Race 3: MEKKA RACEDAY 17 AUGUST Class 5 Handicap - 1660m
 31 July 2024 - 13:43
 Track Rating: Soft 5, Weather: Fine, Rail Position: +10m Entire



BRISBANE
RACING CLUB

Section	Overall	1400m	1200m	1000m	800m	600m	400m	200m
Section Times	1:40.06 [9] (0:16.95)	1:23.11 [5] (0:10.66)	1:12.45 [1] (0:10.99)	1:01.46 [1] (0:11.70)	0:49.76 [1] (0:12.47)	0:37.29 [1] (0:12.19)	0:25.10 [3] (0:12.03)	0:13.07 [9] (0:13.07)
Average Speed [km/h]	55.5	67.9	65.6	61.2	57.8	59.1	59.6	55.1
Top Speed [km/h]	68.3	68.6	68.2	63.8	59.7	59.8	60.5	58.6
Avg. Dist. to Rail [m]	4.0	1.2	0.5	0.4	0.2	0.4	0.8	3.6
Avg. Stride Freq. [Hz]	2.4	2.5	2.4	2.3	2.3	2.3	2.4	2.3
Avg. Stride Length [m]	6.3	7.6	7.6	7.4	7.1	7.0	7.0	6.6



- [] Ranking at each section and finish
- .-.- No data available at this section
- NA No data available