



Rockhampton QLD Professional

Race 5: Thomos Betta Home Living BM65 Handicap - 1500m

30 July 2024 - 15:47



Track Rating: Soft 5, Weather: Fine, Rail Position: +4.5m Entire

Section		Overall	1400m	1200m	1000m	800m	600m	400m	Last 600m				
Field Times		1:29.68 (0:07.70)	1:21.98 (0:11.50)	1:10.48 (0:11.61)	0:58.87 (0:11.70)	0:47.17 (0:11.97)	0:35.20 (0:11.40)	0:23.80 (0:11.55)	0:35.20				
Rank	TAB Horse/Jockey	Barrier	Top Speed [km/h]	Fastest Section									Distance Travelled [m]
1	4 PEPPERDINE Ashley Butler	3	65.0 600m	0:07.86 Overall	1:29.68 [1] (0:07.86)	1:21.82 [4] (0:11.60)	1:10.22 [3] (0:11.47)	0:58.75 [2] (0:11.73)	0:47.02 [2] (0:11.92)	0:35.10 [2] (0:11.30)	0:23.80 [1] (0:11.55)	0:35.10	
2	5 MURRAJONG ROAD Shania Willis	6	64.8 600m	0:07.71 Overall	1:30.14 [2] (0:07.71)	1:22.43 [2] (0:11.59)	1:10.84 [2] (0:11.68)	0:59.16 [3] (0:11.69)	0:47.47 [3] (0:11.98)	0:35.49 [3] (0:11.49)	0:24.00 [3] (0:11.47)	0:35.49	+2
3	8 STREET GLORY Tahlia Fenlon	8	64.2 600m	0:07.70 Overall	1:30.28 [3] (0:07.70)	1:22.58 [1] (0:11.50)	1:11.08 [1] (0:11.61)	0:59.47 [1] (0:11.70)	0:47.77 [1] (0:11.97)	0:35.80 [1] (0:11.51)	0:24.29 [2] (0:11.72)	0:35.80	-1
4	3 MOCAMBO Justin Stanley	9	65.1 600m	0:08.17 Overall	1:30.42 [4] (0:08.17)	1:22.25 [9] (0:11.83)	1:10.42 [9] (0:11.66)	0:58.76 [8] (0:11.76)	0:47.00 [8] (0:11.69)	0:35.31 [8] (0:11.24)	0:24.07 [5] (0:11.52)	0:35.31	+1
5	10 COCO CUBER Warwick Satherley	7	64.6 600m	0:08.12 Overall	1:30.49 [5] (0:08.12)	1:22.37 [8] (0:11.81)	1:10.56 [8] (0:11.78)	0:58.78 [9] (0:11.78)	0:47.00 [9] (0:11.82)	0:35.18 [9] (0:11.30)	0:23.88 [9] (0:11.60)	0:35.18	+4
6	6 ALEACO Chris Whiteley	10	66.1 600m	0:07.91 Overall	1:30.53 [6] (0:07.91)	1:22.62 [6] (0:11.83)	1:10.79 [6] (0:11.69)	0:59.10 [7] (0:11.75)	0:47.35 [7] (0:11.93)	0:35.42 [7] (0:11.15)	0:24.27 [4] (0:11.55)	0:35.42	+5
7	7 LEICA BITA FUN Melea Castle	4	64.4 600m	0:07.81 Overall	1:30.84 [7] (0:07.81)	1:23.03 [3] (0:11.68)	1:11.35 [5] (0:11.69)	0:59.66 [5] (0:11.73)	0:47.93 [4] (0:12.06)	0:35.87 [6] (0:11.41)	0:24.46 [7] (0:11.75)	0:35.87	+4
8	9 BOLD SPLENDOR Adrian Layt	1	63.9 600m	0:08.03 Overall	1:31.01 [8] (0:08.03)	1:22.98 [7] (0:11.74)	1:11.24 [7] (0:11.59)	0:59.65 [6] (0:11.71)	0:47.94 [6] (0:11.86)	0:36.08 [5] (0:11.45)	0:24.63 [6] (0:11.71)	0:36.08	-1
9	1 TRICKY BEANS Nikki Olzard	5	63.8 1400m	0:07.88 Overall	1:31.84 [9] (0:07.88)	1:23.96 [5] (0:11.59)	1:12.37 [4] (0:11.69)	1:00.68 [4] (0:11.86)	0:48.82 [5] (0:11.88)	0:36.94 [4] (0:11.68)	0:25.26 [8] (0:12.19)	0:36.94	+6

Scratched: Cusack (#2)

[] Ranking at each section and finish
 -:-:- No data available at this section
 NA No data available

SCN Saddle cloth number
 DNF Did not finish
 DNT Did not track



Rockhampton QLD Professional

Race 5: Thomos Betta Home Living BM65 Handicap - 1500m

30 July 2024 - 15:47



Track Rating: Soft 5, Weather: Fine, Rail Position: +4.5m Entire

Section							200m			Last 600m
Field Times							0:12.25			0:35.20
							(0:12.25)			
Rank	TAB	Horse/Jockey	Barrier	Top Speed [km/h]	Fastest Section	Margin				Distance Travelled [m]
1	4	PEPPERDINE Ashley Butler	3	65.0 600m	0:07.86 Overall	0:12.25 [1] (0:12.25)	1:29.68		0:35.10	
2	5	MURRAJONG ROAD Shania Willis	6	64.8 600m	0:07.71 Overall	0:12.53 [2] (0:12.53)	2.71L		0:35.49	+2
3	8	STREET GLORY Tahlia Fenlon	8	64.2 600m	0:07.70 Overall	0:12.57 [3] (0:12.57)	3.52L		0:35.80	-1
4	3	MOCAMBO Justin Stanley	9	65.1 600m	0:08.17 Overall	0:12.55 [5] (0:12.55)	4.31L		0:35.31	+1
5	10	COCO CUBER Warwick Satherley	7	64.6 600m	0:08.12 Overall	0:12.28 [8] (0:12.28)	4.75L		0:35.18	+4
6	6	ALEACO Chris Whiteley	10	66.1 600m	0:07.91 Overall	0:12.72 [4] (0:12.72)	4.98L		0:35.42	+5
7	7	LEICA BITA FUN Melea Castle	4	64.4 600m	0:07.81 Overall	0:12.71 [7] (0:12.71)	6.78L		0:35.87	+4
8	9	BOLD SPLENDOR Adrian Layt	1	63.9 600m	0:08.03 Overall	0:12.92 [6] (0:12.92)	7.8L		0:36.08	-1
9	1	TRICKY BEANS Nikki Olzard	5	63.8 1400m	0:07.88 Overall	0:13.07 [9] (0:13.07)	12.66L		0:36.94	+6

Scratched: Cusack (#2)

[] Ranking at each section and finish
 -:-:- No data available at this section
 NA No data available

SCN Saddle cloth number
 DNF Did not finish
 DNT Did not track



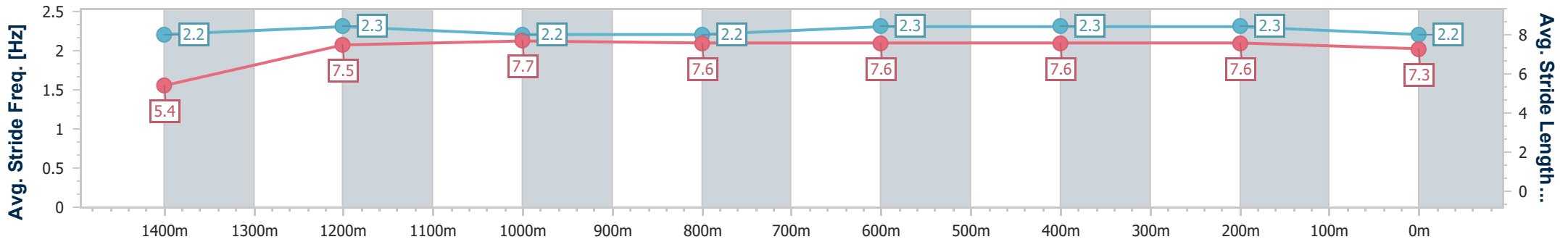
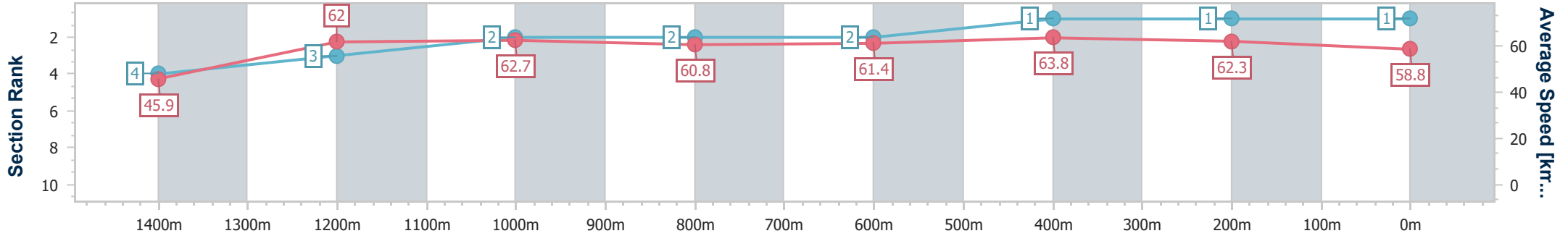
Horse/Jockey Name	Pepperdine
Final Rank	1
Fastest Section Time (Section)	0:07.86 (Overall)
Top Speed [km/h] (Section)	65.0 (600m)
Race State	Finished



Rockhampton QLD Professional
 Race 5: Thomos Betta Home Living BM65 Handicap - 1500m
 30 July 2024 - 15:47
 Track Rating: Soft 5, Weather: Fine, Rail Position: +4.5m Entire



Section	Overall	1400m	1200m	1000m	800m	600m	400m	200m
Section Times	1:29.68 [1] (0:07.86)	1:21.82 [4] (0:11.60)	1:10.22 [3] (0:11.47)	0:58.75 [2] (0:11.73)	0:47.02 [2] (0:11.92)	0:35.10 [2] (0:11.30)	0:23.80 [1] (0:11.55)	0:12.25 [1] (0:12.25)
Average Speed [km/h]	45.9	62.0	62.7	60.8	61.4	63.8	62.3	58.8
Top Speed [km/h]	59.6	62.7	63.7	61.7	62.8	65.0	65.0	60.9
Avg. Dist. to Rail [m]	0.7	0.2	1.1	1.5	2.0	3.9	3.8	4.0
Avg. Stride Freq. [Hz]	2.2	2.3	2.2	2.2	2.3	2.3	2.3	2.2
Avg. Stride Length [m]	5.4	7.5	7.7	7.6	7.6	7.6	7.6	7.3



- [] Ranking at each section and finish
- .-.- No data available at this section
- NA No data available



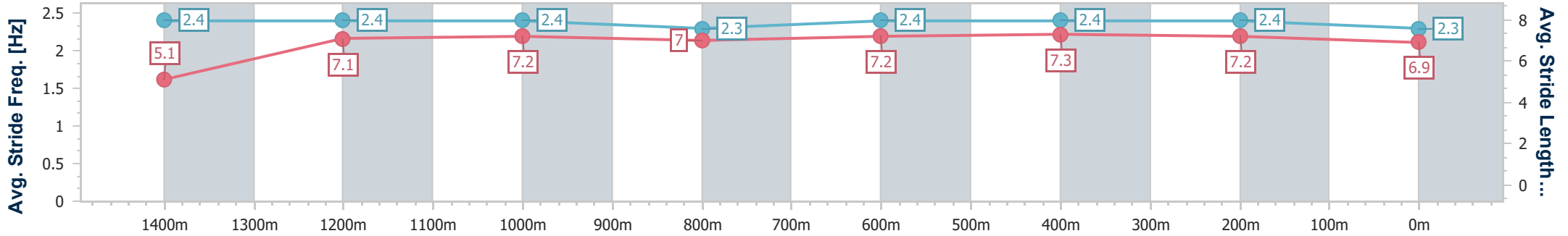
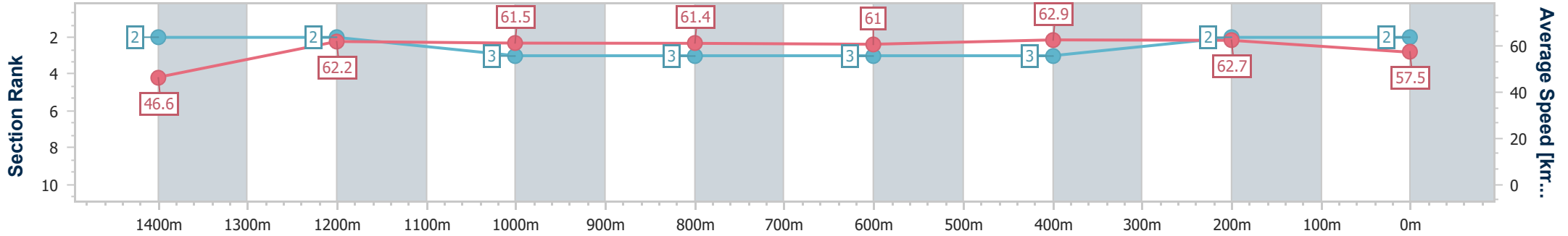
Horse/Jockey Name	Murrajong Road
Final Rank	2
Fastest Section Time (Section)	0:07.71 (Overall)
Top Speed [km/h] (Section)	64.8 (600m)
Race State	Finished



Rockhampton QLD Professional
 Race 5: Thomos Betta Home Living BM65 Handicap - 1500m
 30 July 2024 - 15:47
 Track Rating: Soft 5, Weather: Fine, Rail Position: +4.5m Entire



Section	Overall	1400m	1200m	1000m	800m	600m	400m	200m
Section Times	1:30.14 [2] (0:07.71)	1:22.43 [2] (0:11.59)	1:10.84 [2] (0:11.68)	0:59.16 [3] (0:11.69)	0:47.47 [3] (0:11.98)	0:35.49 [3] (0:11.49)	0:24.00 [3] (0:11.47)	0:12.53 [2] (0:12.53)
Average Speed [km/h]	46.6	62.2	61.5	61.4	61.0	62.9	62.7	57.5
Top Speed [km/h]	62.1	64.1	62.5	63.9	62.4	64.8	63.8	60.8
Avg. Dist. to Rail [m]	3.2	1.3	1.6	0.7	1.9	3.8	4.7	5.0
Avg. Stride Freq. [Hz]	2.4	2.4	2.4	2.3	2.4	2.4	2.4	2.3
Avg. Stride Length [m]	5.1	7.1	7.2	7.0	7.2	7.3	7.2	6.9



- [] Ranking at each section and finish
- .-.- No data available at this section
- NA No data available



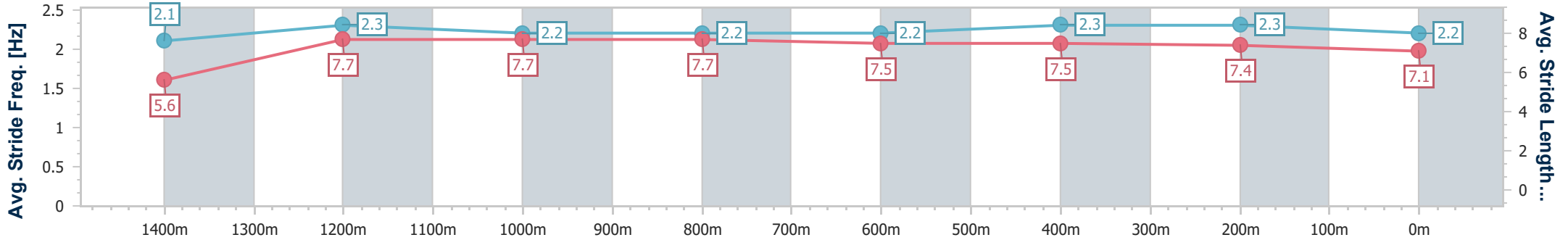
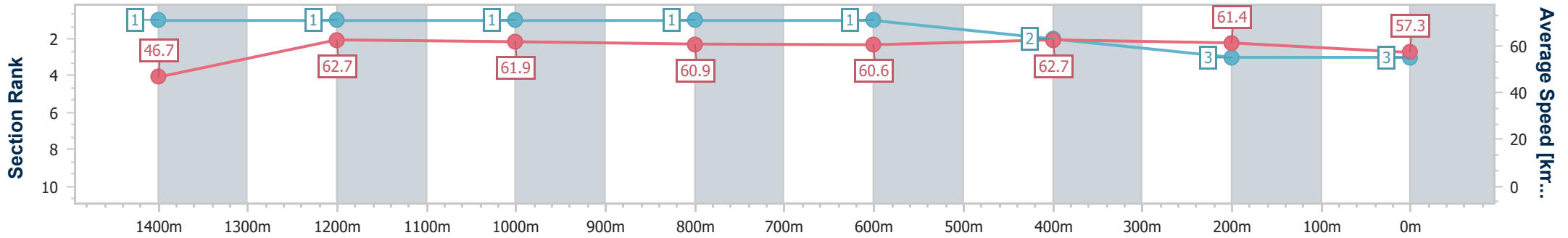
Horse/Jockey Name	Street Glory
Final Rank	3
Fastest Section Time (Section)	0:07.70 (Overall)
Top Speed [km/h] (Section)	64.2 (600m)
Race State	Finished



Rockhampton QLD Professional
 Race 5: Thomos Betta Home Living BM65 Handicap - 1500m
 30 July 2024 - 15:47
 Track Rating: Soft 5, Weather: Fine, Rail Position: +4.5m Entire



Section	Overall	1400m	1200m	1000m	800m	600m	400m	200m
Section Times	1:30.28 [3] (0:07.70)	1:22.58 [1] (0:11.50)	1:11.08 [1] (0:11.61)	0:59.47 [1] (0:11.70)	0:47.77 [1] (0:11.97)	0:35.80 [1] (0:11.51)	0:24.29 [2] (0:11.72)	0:12.57 [3] (0:12.57)
Average Speed [km/h]	46.7	62.7	61.9	60.9	60.6	62.7	61.4	57.3
Top Speed [km/h]	60.6	63.8	63.2	62.1	61.4	64.2	63.1	60.7
Avg. Dist. to Rail [m]	5.4	1.1	1.5	1.7	1.1	2.5	1.5	1.6
Avg. Stride Freq. [Hz]	2.1	2.3	2.2	2.2	2.2	2.3	2.3	2.2
Avg. Stride Length [m]	5.6	7.7	7.7	7.7	7.5	7.5	7.4	7.1



- [] Ranking at each section and finish
- .-.- No data available at this section
- NA No data available



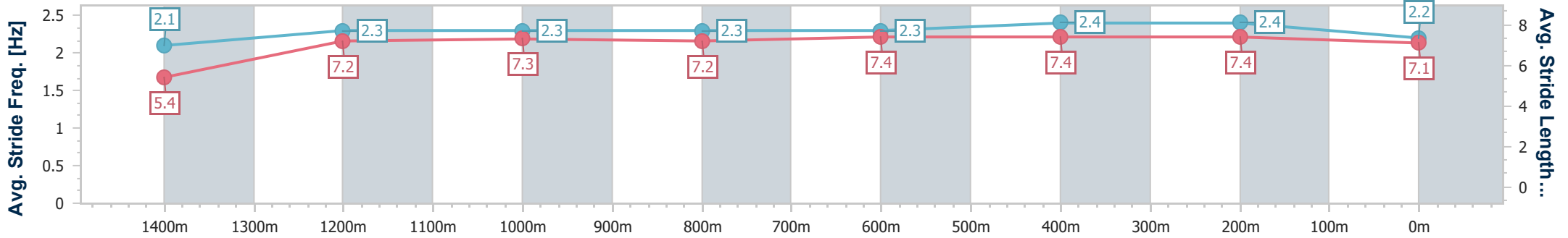
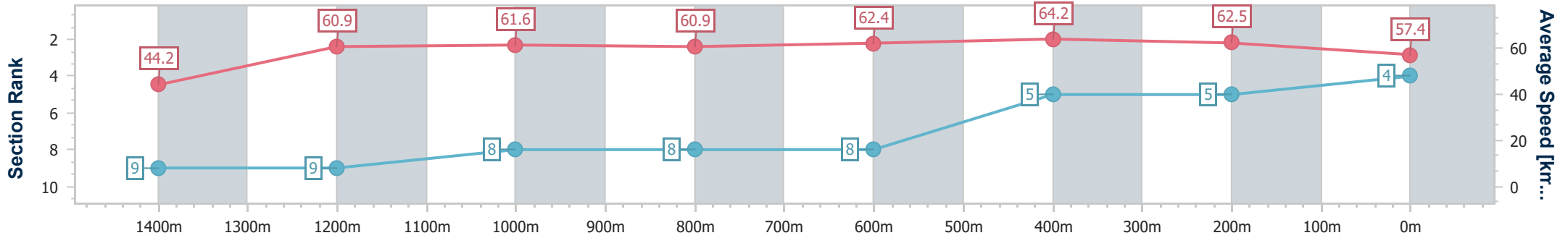
Horse/Jockey Name	Mocambo
Final Rank	4
Fastest Section Time (Section)	0:08.17 (Overall)
Top Speed [km/h] (Section)	65.1 (600m)
Race State	Finished



Rockhampton QLD Professional
 Race 5: Thomos Betta Home Living BM65 Handicap - 1500m
 30 July 2024 - 15:47
 Track Rating: Soft 5, Weather: Fine, Rail Position: +4.5m Entire



Section	Overall	1400m	1200m	1000m	800m	600m	400m	200m
Section Times	1:30.42 [4] (0:08.17)	1:22.25 [9] (0:11.83)	1:10.42 [9] (0:11.66)	0:58.76 [8] (0:11.76)	0:47.00 [8] (0:11.69)	0:35.31 [8] (0:11.24)	0:24.07 [5] (0:11.52)	0:12.55 [5] (0:12.55)
Average Speed [km/h]	44.2	60.9	61.6	60.9	62.4	64.2	62.5	57.4
Top Speed [km/h]	57.9	62.4	62.4	63.2	63.5	65.1	64.6	60.6
Avg. Dist. to Rail [m]	5.1	0.9	1.0	0.8	1.7	2.2	3.2	3.8
Avg. Stride Freq. [Hz]	2.1	2.3	2.3	2.3	2.3	2.4	2.4	2.2
Avg. Stride Length [m]	5.4	7.2	7.3	7.2	7.4	7.4	7.4	7.1



- [] Ranking at each section and finish
- .-.- No data available at this section
- NA No data available



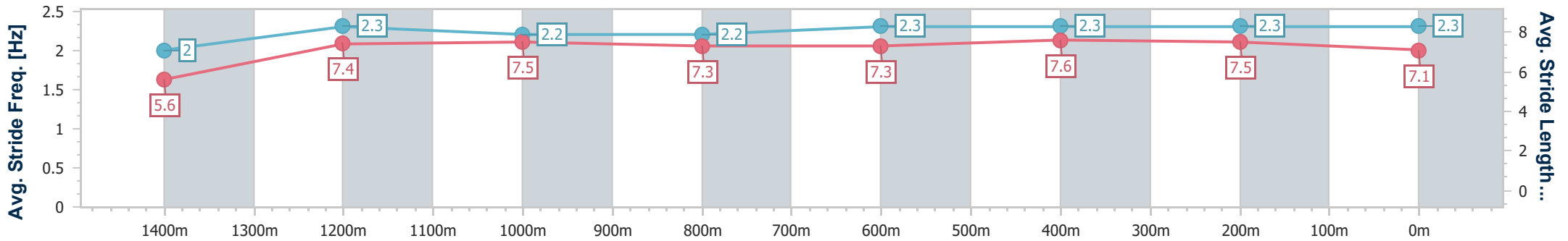
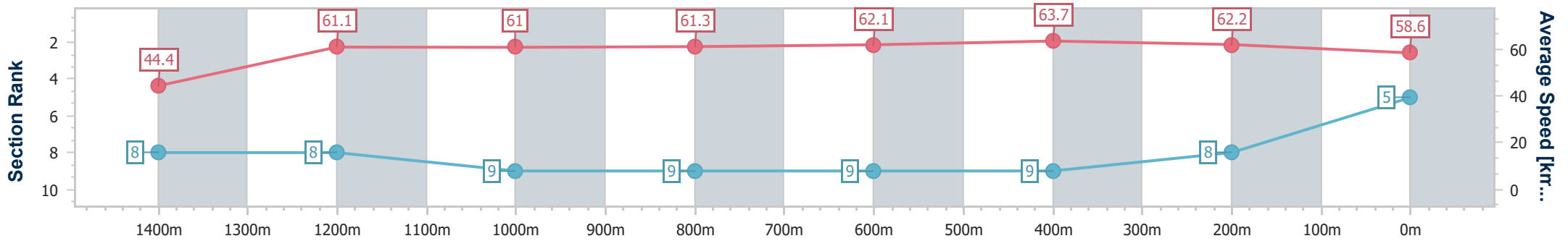
Horse/Jockey Name	Coco Cuber
Final Rank	5
Fastest Section Time (Section)	0:08.12 (Overall)
Top Speed [km/h] (Section)	64.6 (600m)
Race State	Finished



Rockhampton QLD Professional
 Race 5: Thomos Betta Home Living BM65 Handicap - 1500m
 30 July 2024 - 15:47
 Track Rating: Soft 5, Weather: Fine, Rail Position: +4.5m Entire



Section	Overall	1400m	1200m	1000m	800m	600m	400m	200m
Section Times	1:30.49 [5] (0:08.12)	1:22.37 [8] (0:11.81)	1:10.56 [8] (0:11.78)	0:58.78 [9] (0:11.78)	0:47.00 [9] (0:11.82)	0:35.18 [9] (0:11.30)	0:23.88 [9] (0:11.60)	0:12.28 [8] (0:12.28)
Average Speed [km/h]	44.4	61.1	61.0	61.3	62.1	63.7	62.2	58.6
Top Speed [km/h]	59.6	62.7	62.1	63.2	63.3	64.6	63.4	61.4
Avg. Dist. to Rail [m]	3.5	0.6	0.5	0.5	2.4	4.1	6.7	8.2
Avg. Stride Freq. [Hz]	2.0	2.3	2.2	2.2	2.3	2.3	2.3	2.3
Avg. Stride Length [m]	5.6	7.4	7.5	7.3	7.3	7.6	7.5	7.1



- [] Ranking at each section and finish
- .-.- No data available at this section
- NA No data available



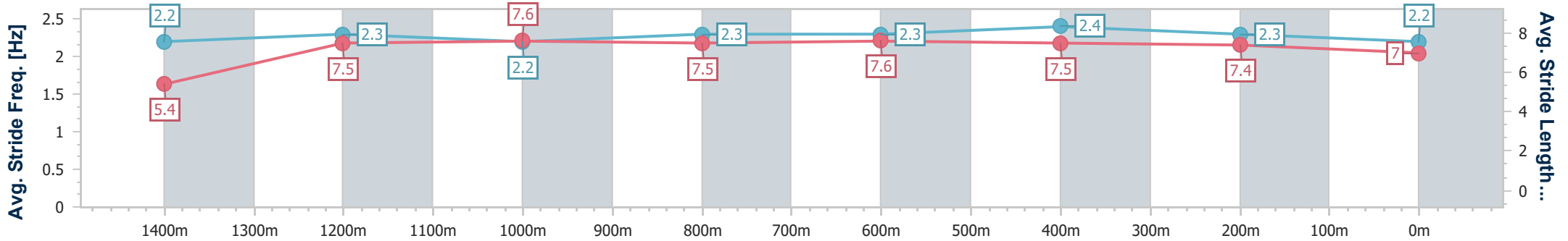
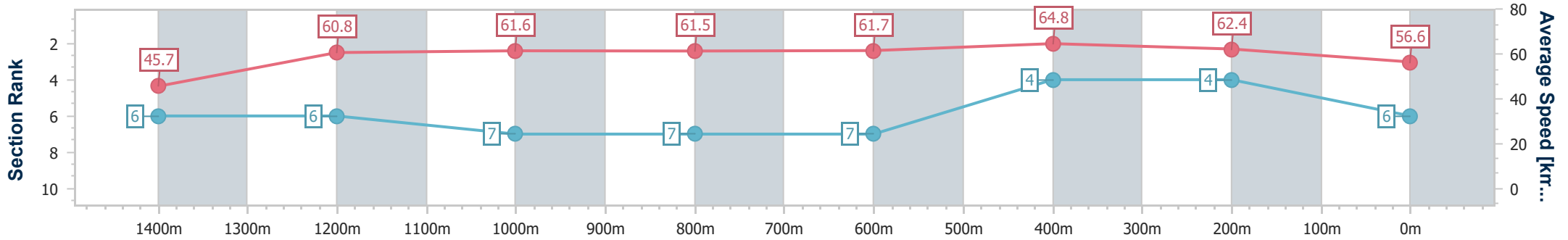
Horse/Jockey Name	Aleaco
Final Rank	6
Fastest Section Time (Section)	0:07.91 (Overall)
Top Speed [km/h] (Section)	66.1 (600m)
Race State	Finished



Rockhampton QLD Professional
 Race 5: Thomos Betta Home Living BM65 Handicap - 1500m
 30 July 2024 - 15:47
 Track Rating: Soft 5, Weather: Fine, Rail Position: +4.5m Entire



Section	Overall	1400m	1200m	1000m	800m	600m	400m	200m
Section Times	1:30.53 [6] (0:07.91)	1:22.62 [6] (0:11.83)	1:10.79 [6] (0:11.69)	0:59.10 [7] (0:11.75)	0:47.35 [7] (0:11.93)	0:35.42 [7] (0:11.15)	0:24.27 [4] (0:11.55)	0:12.72 [4] (0:12.72)
Average Speed [km/h]	45.7	60.8	61.6	61.5	61.7	64.8	62.4	56.6
Top Speed [km/h]	58.6	62.2	62.8	62.8	63.1	66.1	65.1	58.9
Avg. Dist. to Rail [m]	6.5	1.7	0.7	0.6	2.8	6.0	6.6	7.1
Avg. Stride Freq. [Hz]	2.2	2.3	2.2	2.3	2.3	2.4	2.3	2.2
Avg. Stride Length [m]	5.4	7.5	7.6	7.5	7.6	7.5	7.4	7.0



- [] Ranking at each section and finish
- .-.- No data available at this section
- NA No data available



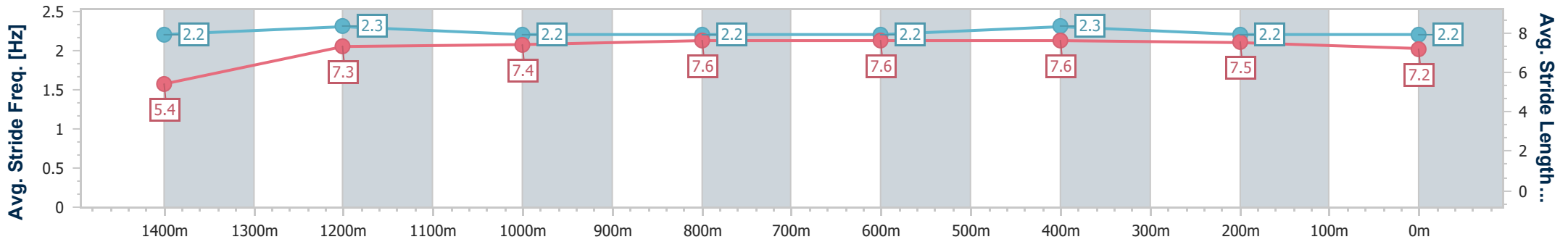
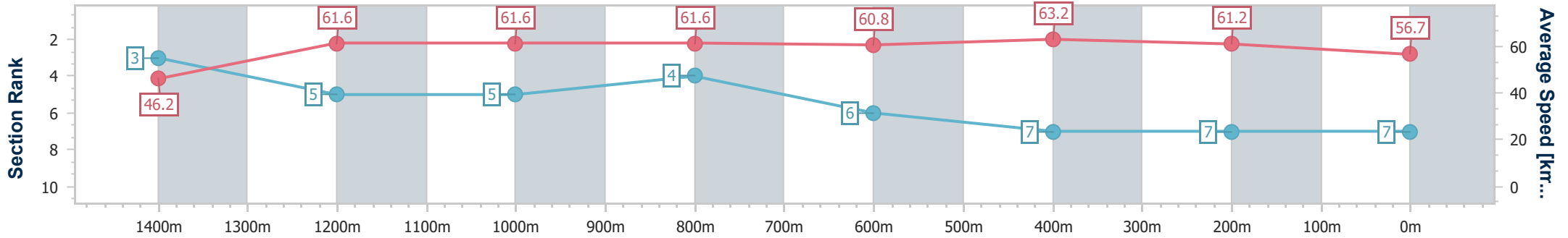
Horse/Jockey Name	Leica Bita Fun
Final Rank	7
Fastest Section Time (Section)	0:07.81 (Overall)
Top Speed [km/h] (Section)	64.4 (600m)
Race State	Finished



Rockhampton QLD Professional
 Race 5: Thomos Betta Home Living BM65 Handicap - 1500m
 30 July 2024 - 15:47
 Track Rating: Soft 5, Weather: Fine, Rail Position: +4.5m Entire



Section	Overall	1400m	1200m	1000m	800m	600m	400m	200m
Section Times	1:30.84 [7] (0:07.81)	1:23.03 [3] (0:11.68)	1:11.35 [5] (0:11.69)	0:59.66 [5] (0:11.73)	0:47.93 [4] (0:12.06)	0:35.87 [6] (0:11.41)	0:24.46 [7] (0:11.75)	0:12.71 [7] (0:12.71)
Average Speed [km/h]	46.2	61.6	61.6	61.6	60.8	63.2	61.2	56.7
Top Speed [km/h]	59.0	62.7	62.7	63.4	61.7	64.4	64.4	60.2
Avg. Dist. to Rail [m]	1.6	0.7	0.4	0.4	2.3	4.1	5.4	7.0
Avg. Stride Freq. [Hz]	2.2	2.3	2.2	2.2	2.2	2.3	2.2	2.2
Avg. Stride Length [m]	5.4	7.3	7.4	7.6	7.6	7.6	7.5	7.2



- [] Ranking at each section and finish
- .-.- No data available at this section
- NA No data available



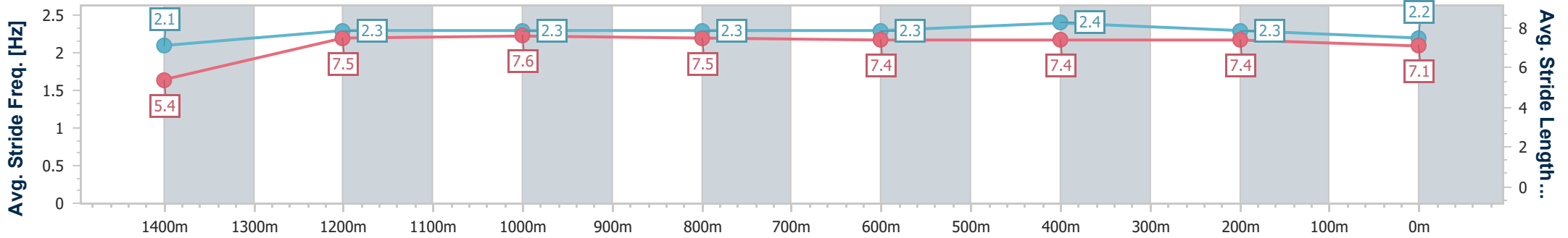
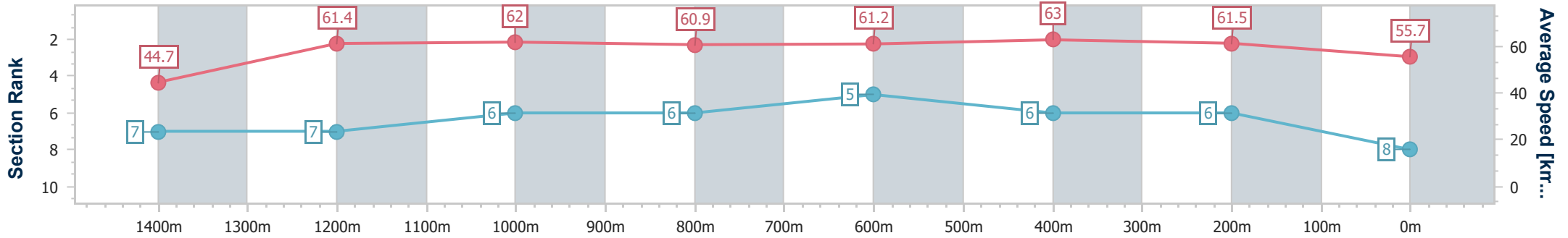
Horse/Jockey Name	Bold Splendor
Final Rank	8
Fastest Section Time (Section)	0:08.03 (Overall)
Top Speed [km/h] (Section)	63.9 (600m)
Race State	Finished



Rockhampton QLD Professional
 Race 5: Thomos Betta Home Living BM65 Handicap - 1500m
 30 July 2024 - 15:47
 Track Rating: Soft 5, Weather: Fine, Rail Position: +4.5m Entire



Section	Overall	1400m	1200m	1000m	800m	600m	400m	200m
Section Times	1:31.01 [8] (0:08.03)	1:22.98 [7] (0:11.74)	1:11.24 [7] (0:11.59)	0:59.65 [6] (0:11.71)	0:47.94 [6] (0:11.86)	0:36.08 [5] (0:11.45)	0:24.63 [6] (0:11.71)	0:12.92 [6] (0:12.92)
Average Speed [km/h]	44.7	61.4	62.0	60.9	61.2	63.0	61.5	55.7
Top Speed [km/h]	59.7	62.1	62.8	61.6	62.5	63.9	63.4	58.3
Avg. Dist. to Rail [m]	0.9	1.2	1.6	1.6	1.3	4.2	5.8	6.2
Avg. Stride Freq. [Hz]	2.1	2.3	2.3	2.3	2.3	2.4	2.3	2.2
Avg. Stride Length [m]	5.4	7.5	7.6	7.5	7.4	7.4	7.4	7.1



- [] Ranking at each section and finish
- .-.- No data available at this section
- NA No data available



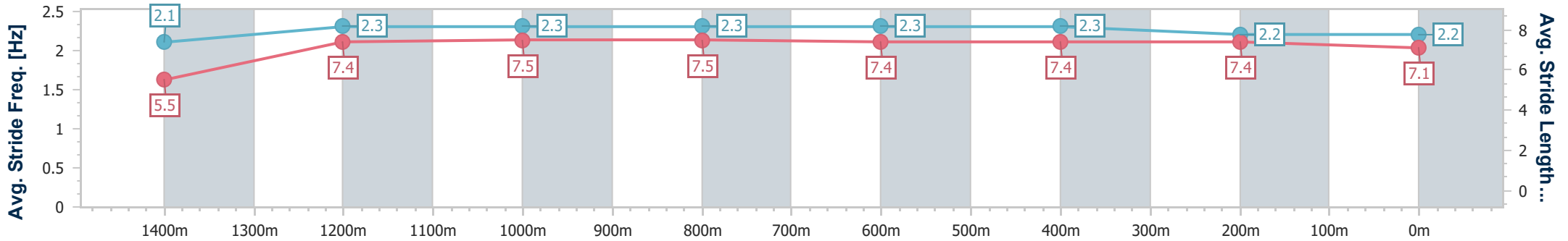
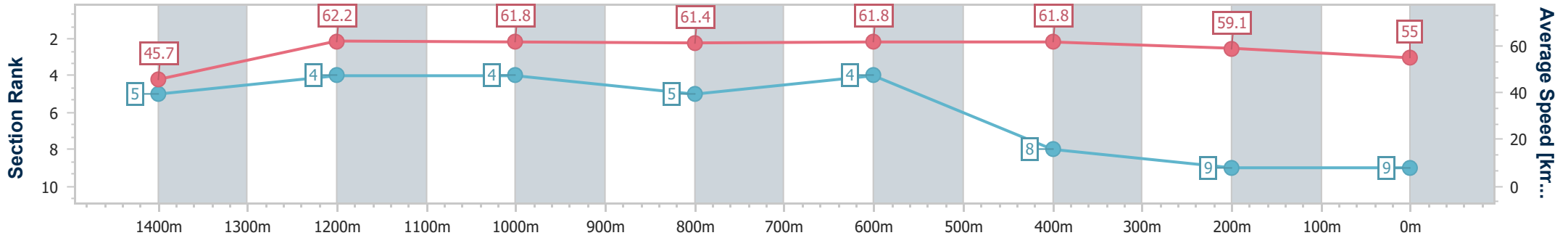
Horse/Jockey Name	Tricky Beans
Final Rank	9
Fastest Section Time (Section)	0:07.88 (Overall)
Top Speed [km/h] (Section)	63.8 (1400m)
Race State	Finished



Rockhampton QLD Professional
 Race 5: Thomos Betta Home Living BM65 Handicap - 1500m
 30 July 2024 - 15:47
 Track Rating: Soft 5, Weather: Fine, Rail Position: +4.5m Entire



Section	Overall	1400m	1200m	1000m	800m	600m	400m	200m
Section Times	1:31.84 [9] (0:07.88)	1:23.96 [5] (0:11.59)	1:12.37 [4] (0:11.69)	1:00.68 [4] (0:11.86)	0:48.82 [5] (0:11.88)	0:36.94 [4] (0:11.68)	0:25.26 [8] (0:12.19)	0:13.07 [9] (0:13.07)
Average Speed [km/h]	45.7	62.2	61.8	61.4	61.8	61.8	59.1	55.0
Top Speed [km/h]	59.5	63.8	63.7	62.1	62.4	62.3	61.0	57.2
Avg. Dist. to Rail [m]	2.9	1.7	2.2	2.2	2.4	5.2	6.9	6.4
Avg. Stride Freq. [Hz]	2.1	2.3	2.3	2.3	2.3	2.3	2.2	2.2
Avg. Stride Length [m]	5.5	7.4	7.5	7.5	7.4	7.4	7.4	7.1



- [] Ranking at each section and finish
- .-.- No data available at this section
- NA No data available