

Track Rating: Soft 5, Weather: Fine, Rail Position: +4.5m Entire

Section		Overall	1400m	1200m	1000m	800m	600m	400m	Last 600m				
Field Times		1:30.76 (0:07.72)	1:23.04 (0:10.77)	1:12.27 (0:11.51)	1:00.76 (0:12.10)	0:48.66 (0:12.52)	0:36.14 (0:11.64)	0:24.50 (0:11.84)	0:36.14				
Rank	TAB Horse/Jockey	Barrier	Top Speed [km/h]	Fastest Section									Distance Travelled [m]
1	4 TOUCHOFCLASS Melea Castle	7	68.7 1400m	0:07.72 Overall	1:30.76 [1] (0:07.72)	1:23.04 [1] (0:10.77)	1:12.27 [1] (0:11.51)	1:00.76 [1] (0:12.10)	0:48.66 [1] (0:12.52)	0:36.14 [1] (0:11.64)	0:24.50 [1] (0:11.84)	0:36.14	
2	6 SIRENE Tahlia Fenlon	2	65.7 1400m	0:07.74 Overall	1:30.90 [2] (0:07.74)	1:23.16 [2] (0:11.22)	1:11.94 [4] (0:11.61)	1:00.33 [4] (0:12.14)	0:48.19 [6] (0:12.41)	0:35.78 [6] (0:11.70)	0:24.08 [5] (0:11.73)	0:35.78	-3
3	5 MR GREY Warwick Satherley	9	65.7 1200m	0:07.86 Overall	1:30.93 [3] (0:07.86)	1:23.07 [5] (0:11.22)	1:11.85 [5] (0:11.51)	1:00.34 [5] (0:11.97)	0:48.37 [4] (0:12.31)	0:36.06 [4] (0:11.67)	0:24.39 [2] (0:11.80)	0:36.06	+4
4	1 BOLD ROUGE Adrian Layt	1	65.6 1400m	0:08.01 Overall	1:31.04 [4] (0:08.01)	1:23.03 [6] (0:11.27)	1:11.76 [7] (0:11.64)	1:00.12 [7] (0:12.01)	0:48.11 [7] (0:12.44)	0:35.67 [7] (0:11.67)	0:24.00 [7] (0:11.76)	0:35.67	-2
5	2 DAWSON DROVER Justin Stanley	6	66.4 1400m	0:08.08 Overall	1:31.09 [5] (0:08.08)	1:23.01 [7] (0:11.03)	1:11.98 [6] (0:11.49)	1:00.49 [6] (0:12.09)	0:48.40 [5] (0:12.42)	0:35.98 [5] (0:11.77)	0:24.21 [6] (0:11.83)	0:35.98	+3
6	9 HADMYTIME Landan Sykes	4	66.1 1400m	0:07.79 Overall	1:31.69 [6] (0:07.79)	1:23.90 [3] (0:11.11)	1:12.79 [3] (0:11.54)	1:01.25 [3] (0:11.93)	0:49.32 [2] (0:12.33)	0:36.99 [2] (0:11.88)	0:25.11 [3] (0:12.11)	0:36.99	-4
7	8 PORTOLA Tasha Chambers	5	65.1 1400m	0:08.24 Overall	1:31.92 [7] (0:08.24)	1:23.68 [8] (0:11.27)	1:12.41 [8] (0:11.48)	1:00.93 [8] (0:12.06)	0:48.87 [8] (0:12.37)	0:36.50 [8] (0:11.84)	0:24.66 [8] (0:11.99)	0:36.50	+3
8	3 HE'LL HAVACHAT Shania Willis	8	65.8 1400m	0:08.46 Overall	1:32.13 [8] (0:08.46)	1:23.67 [9] (0:11.35)	1:12.32 [9] (0:11.39)	1:00.93 [9] (0:11.98)	0:48.95 [9] (0:12.62)	0:36.33 [9] (0:11.56)	0:24.77 [9] (0:11.91)	0:36.33	+1
9	7 JUKE BOX JIMMY Chris Whiteley	3	67.2 1400m	0:07.85 Overall	1:32.32 [9] (0:07.85)	1:24.47 [4] (0:10.89)	1:13.58 [2] (0:11.57)	1:02.01 [2] (0:12.12)	0:49.89 [3] (0:12.42)	0:37.47 [3] (0:11.77)	0:25.70 [4] (0:12.19)	0:37.47	-1



Rockhampton QLD Professional

Race 3: Empire Apartment Hotel Maiden Handicap - 1500m

30 July 2024 - 14:34



Track Rating: Soft 5, Weather: Fine, Rail Position: +4.5m Entire

Section				200m				Last 600m	
Field Times				0:12.66 (0:12.66)				0:36.14	
Rank	TAB	Horse/Jockey	Barrier	Top Speed [km/h]	Fastest Section	Margin			Distance Travelled [m]
1	4	TOUCHOFCLASS Melea Castle	7	68.7 1400m	0:07.72 Overall	0:12.66 [1] (0:12.66)	1:30.76		0:36.14
2	6	SIRENE Tahlia Fenlon	2	65.7 1400m	0:07.74 Overall	0:12.35 [3] (0:12.35)	0.84L		0:35.78 -3
3	5	MR GREY Warwick Satherley	9	65.7 1200m	0:07.86 Overall	0:12.59 [2] (0:12.59)	1.03L		0:36.06 +4
4	1	BOLD ROUGE Adrian Layt	1	65.6 1400m	0:08.01 Overall	0:12.24 [6] (0:12.24)	1.65L		0:35.67 -2
5	2	DAWSON DROVER Justin Stanley	6	66.4 1400m	0:08.08 Overall	0:12.38 [5] (0:12.38)	1.97L		0:35.98 +3
6	9	HADMYTIME Landan Sykes	4	66.1 1400m	0:07.79 Overall	0:13.00 [4] (0:13.00)	5.45L		0:36.99 -4
7	8	PORTOLA Tasha Chambers	5	65.1 1400m	0:08.24 Overall	0:12.67 [8] (0:12.67)	6.85L		0:36.50 +3
8	3	HE'LL HAVACHAT Shania Willis	8	65.8 1400m	0:08.46 Overall	0:12.86 [9] (0:12.86)	8.05L		0:36.33 +1
9	7	JUKE BOX JIMMY Chris Whiteley	3	67.2 1400m	0:07.85 Overall	0:13.51 [7] (0:13.51)	9.2L		0:37.47 -1



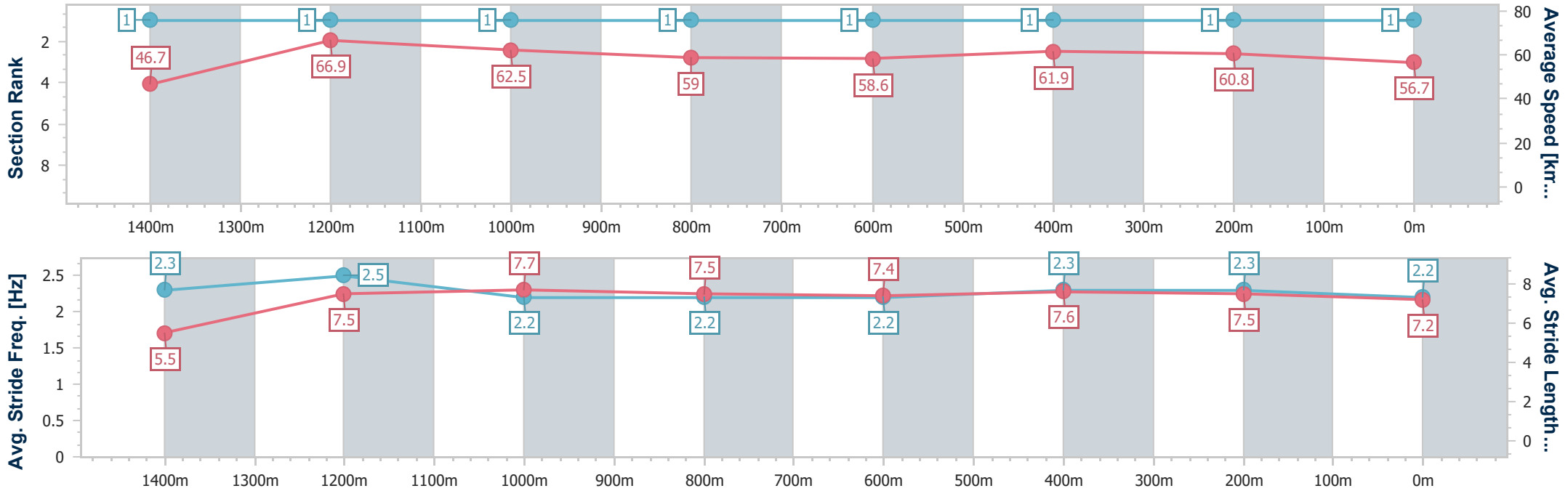
Horse/Jockey Name	Touchofclass
Final Rank	1
Fastest Section Time (Section)	0:07.72 (Overall)
Top Speed [km/h] (Section)	68.7 (1400m)
Race State	Finished



Rockhampton QLD Professional
 Race 3: Empire Apartment Hotel Maiden Handicap - 1500m
 30 July 2024 - 14:34
 Track Rating: Soft 5, Weather: Fine, Rail Position: +4.5m Entire



Section	Overall	1400m	1200m	1000m	800m	600m	400m	200m
Section Times	1:30.76 [1] (0:07.72)	1:23.04 [1] (0:10.77)	1:12.27 [1] (0:11.51)	1:00.76 [1] (0:12.10)	0:48.66 [1] (0:12.52)	0:36.14 [1] (0:11.64)	0:24.50 [1] (0:11.84)	0:12.66 [1] (0:12.66)
Average Speed [km/h]	46.7	66.9	62.5	59.0	58.6	61.9	60.8	56.7
Top Speed [km/h]	63.3	68.7	65.7	60.5	59.7	63.1	62.7	59.6
Avg. Dist. to Rail [m]	7.2	2.8	1.8	1.4	2.2	2.3	2.6	3.2
Avg. Stride Freq. [Hz]	2.3	2.5	2.2	2.2	2.2	2.3	2.3	2.2
Avg. Stride Length [m]	5.5	7.5	7.7	7.5	7.4	7.6	7.5	7.2



- [] Ranking at each section and finish
- .-.- No data available at this section
- NA No data available



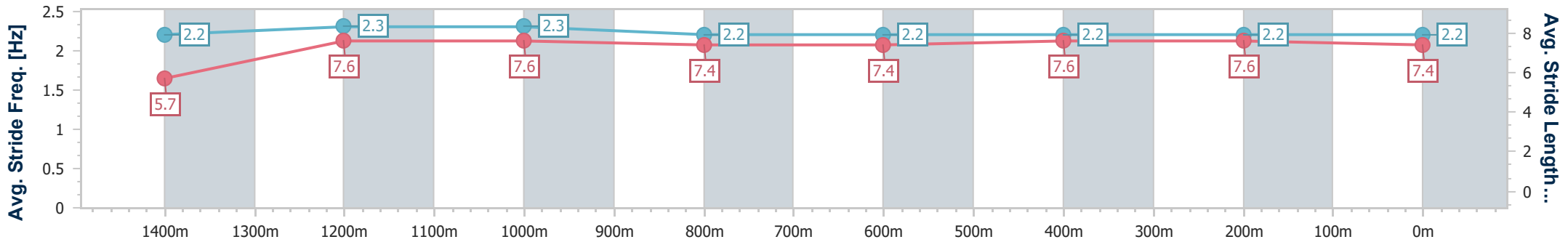
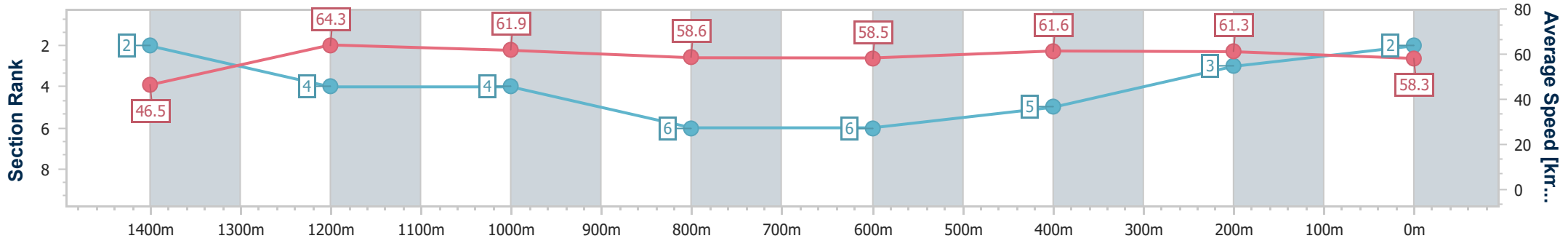
Horse/Jockey Name	Sirene
Final Rank	2
Fastest Section Time (Section)	0:07.74 (Overall)
Top Speed [km/h] (Section)	65.7 (1400m)
Race State	Finished



Rockhampton QLD Professional
 Race 3: Empire Apartment Hotel Maiden Handicap - 1500m
 30 July 2024 - 14:34
 Track Rating: Soft 5, Weather: Fine, Rail Position: +4.5m Entire



Section	Overall	1400m	1200m	1000m	800m	600m	400m	200m
Section Times	1:30.90 [2] (0:07.74)	1:23.16 [2] (0:11.22)	1:11.94 [4] (0:11.61)	1:00.33 [4] (0:12.14)	0:48.19 [6] (0:12.41)	0:35.78 [6] (0:11.70)	0:24.08 [5] (0:11.73)	0:12.35 [3] (0:12.35)
Average Speed [km/h]	46.5	64.3	61.9	58.6	58.5	61.6	61.3	58.3
Top Speed [km/h]	60.4	65.7	64.3	60.8	61.7	62.4	62.0	60.5
Avg. Dist. to Rail [m]	2.5	1.0	1.5	1.8	1.2	2.7	4.8	5.7
Avg. Stride Freq. [Hz]	2.2	2.3	2.3	2.2	2.2	2.2	2.2	2.2
Avg. Stride Length [m]	5.7	7.6	7.6	7.4	7.4	7.6	7.6	7.4



- [] Ranking at each section and finish
- .-.- No data available at this section
- NA No data available



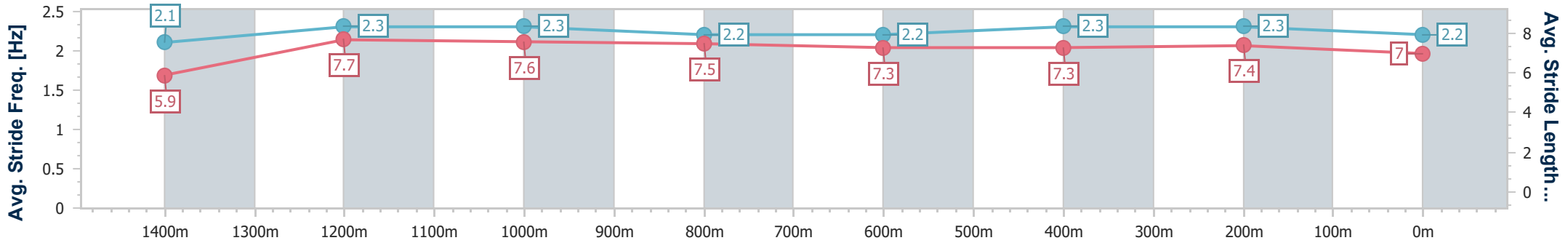
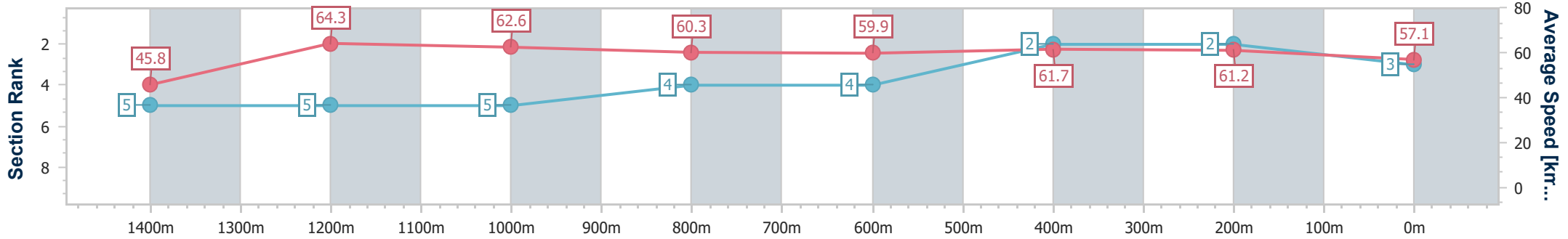
Horse/Jockey Name	Mr Grey
Final Rank	3
Fastest Section Time (Section)	0:07.86 (Overall)
Top Speed [km/h] (Section)	65.7 (1200m)
Race State	Finished



Rockhampton QLD Professional
 Race 3: Empire Apartment Hotel Maiden Handicap - 1500m
 30 July 2024 - 14:34
 Track Rating: Soft 5, Weather: Fine, Rail Position: +4.5m Entire



Section	Overall	1400m	1200m	1000m	800m	600m	400m	200m
Section Times	1:30.93 [3] (0:07.86)	1:23.07 [5] (0:11.22)	1:11.85 [5] (0:11.51)	1:00.34 [5] (0:11.97)	0:48.37 [4] (0:12.31)	0:36.06 [4] (0:11.67)	0:24.39 [2] (0:11.80)	0:12.59 [2] (0:12.59)
Average Speed [km/h]	45.8	64.3	62.6	60.3	59.9	61.7	61.2	57.1
Top Speed [km/h]	61.6	65.7	65.7	61.5	61.4	62.5	62.4	59.2
Avg. Dist. to Rail [m]	8.1	2.4	0.5	0.5	2.9	4.3	4.7	4.6
Avg. Stride Freq. [Hz]	2.1	2.3	2.3	2.2	2.2	2.3	2.3	2.2
Avg. Stride Length [m]	5.9	7.7	7.6	7.5	7.3	7.3	7.4	7.0



- [] Ranking at each section and finish
- .-.- No data available at this section
- NA No data available



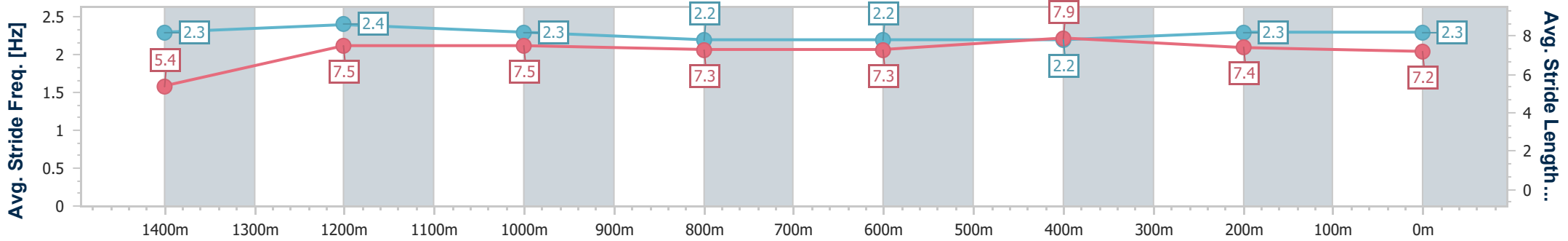
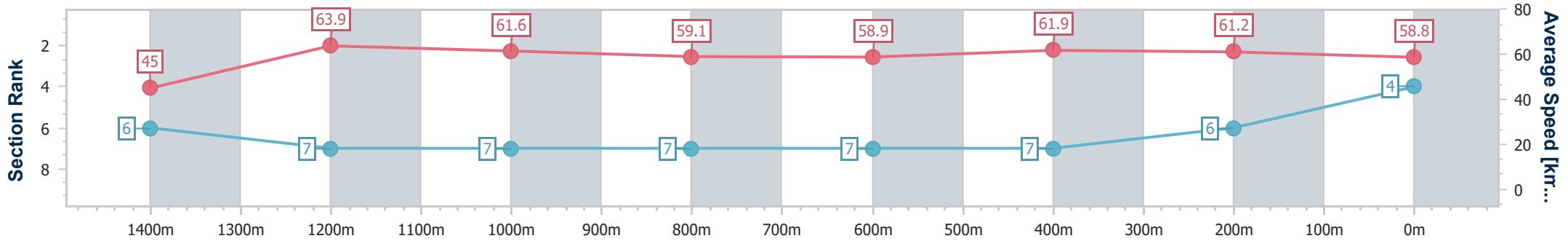
Horse/Jockey Name	Bold Rouge
Final Rank	4
Fastest Section Time (Section)	0:08.01 (Overall)
Top Speed [km/h] (Section)	65.6 (1400m)
Race State	Finished



Rockhampton QLD Professional
 Race 3: Empire Apartment Hotel Maiden Handicap - 1500m
 30 July 2024 - 14:34
 Track Rating: Soft 5, Weather: Fine, Rail Position: +4.5m Entire



Section	Overall	1400m	1200m	1000m	800m	600m	400m	200m
Section Times	1:31.04 [4] (0:08.01)	1:23.03 [6] (0:11.27)	1:11.76 [7] (0:11.64)	1:00.12 [7] (0:12.01)	0:48.11 [7] (0:12.44)	0:35.67 [7] (0:11.67)	0:24.00 [7] (0:11.76)	0:12.24 [6] (0:12.24)
Average Speed [km/h]	45.0	63.9	61.6	59.1	58.9	61.9	61.2	58.8
Top Speed [km/h]	60.9	65.6	63.8	61.9	60.5	63.0	62.6	60.3
Avg. Dist. to Rail [m]	1.2	1.6	2.7	2.5	2.2	4.4	4.6	6.0
Avg. Stride Freq. [Hz]	2.3	2.4	2.3	2.2	2.2	2.2	2.3	2.3
Avg. Stride Length [m]	5.4	7.5	7.5	7.3	7.3	7.9	7.4	7.2



- [] Ranking at each section and finish
- .-.- No data available at this section
- NA No data available



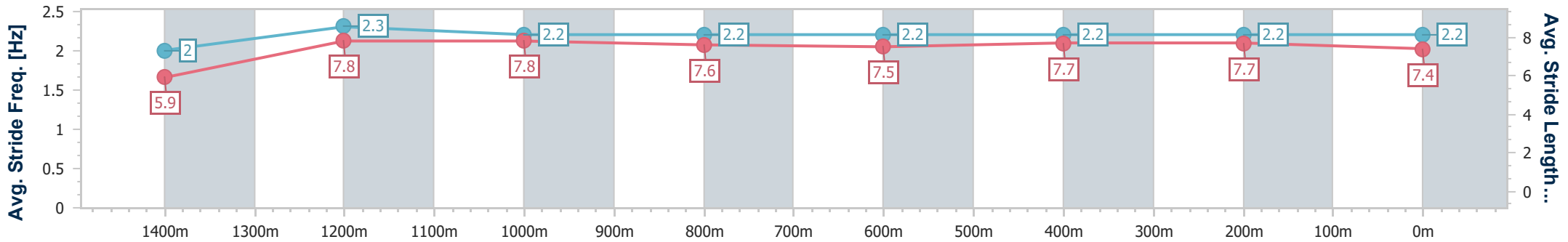
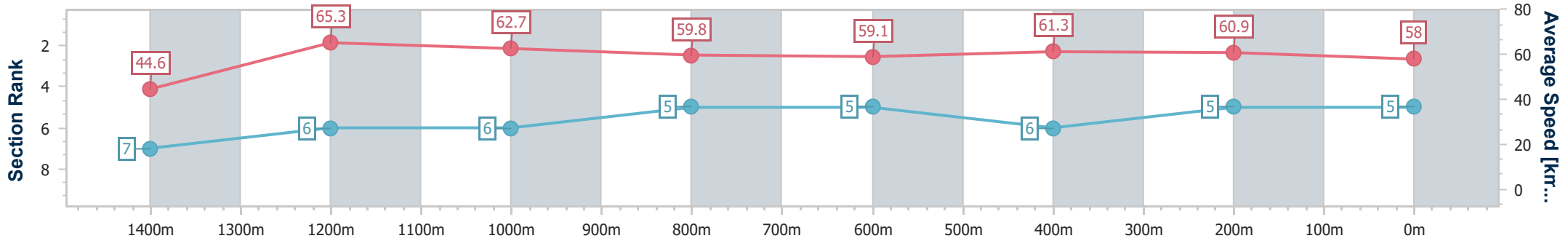
Horse/Jockey Name	Dawson Drover
Final Rank	5
Fastest Section Time (Section)	0:08.08 (Overall)
Top Speed [km/h] (Section)	66.4 (1400m)
Race State	Finished



Rockhampton QLD Professional
 Race 3: Empire Apartment Hotel Maiden Handicap - 1500m
 30 July 2024 - 14:34
 Track Rating: Soft 5, Weather: Fine, Rail Position: +4.5m Entire



Section	Overall	1400m	1200m	1000m	800m	600m	400m	200m
Section Times	1:31.09 [5] (0:08.08)	1:23.01 [7] (0:11.03)	1:11.98 [6] (0:11.49)	1:00.49 [6] (0:12.09)	0:48.40 [5] (0:12.42)	0:35.98 [5] (0:11.77)	0:24.21 [6] (0:11.83)	0:12.38 [5] (0:12.38)
Average Speed [km/h]	44.6	65.3	62.7	59.8	59.1	61.3	60.9	58.0
Top Speed [km/h]	61.1	66.4	65.3	61.9	60.2	62.5	62.1	60.5
Avg. Dist. to Rail [m]	6.0	0.6	0.2	0.7	2.3	3.1	5.6	6.8
Avg. Stride Freq. [Hz]	2.0	2.3	2.2	2.2	2.2	2.2	2.2	2.2
Avg. Stride Length [m]	5.9	7.8	7.8	7.6	7.5	7.7	7.7	7.4



- [] Ranking at each section and finish
- .-.- No data available at this section
- NA No data available



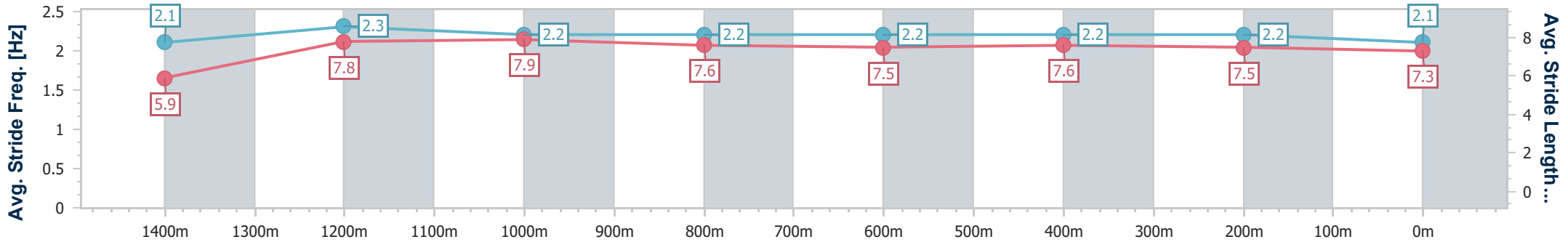
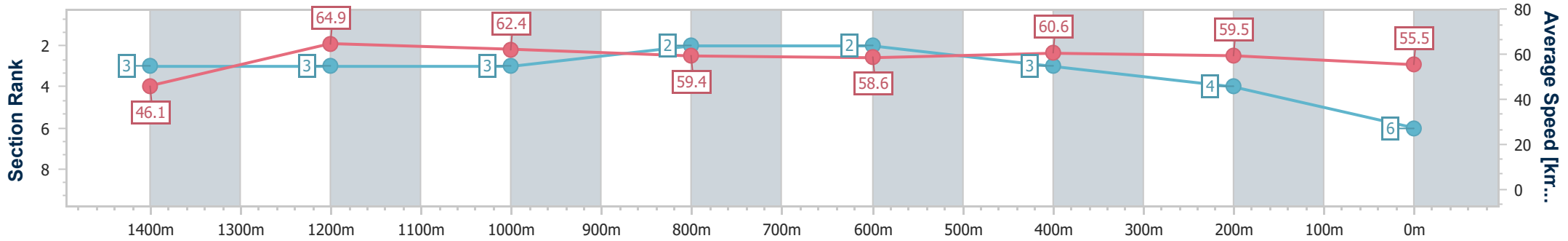
Horse/Jockey Name	Hadmytime
Final Rank	6
Fastest Section Time (Section)	0:07.79 (Overall)
Top Speed [km/h] (Section)	66.1 (1400m)
Race State	Finished



Rockhampton QLD Professional
 Race 3: Empire Apartment Hotel Maiden Handicap - 1500m
 30 July 2024 - 14:34
 Track Rating: Soft 5, Weather: Fine, Rail Position: +4.5m Entire



Section	Overall	1400m	1200m	1000m	800m	600m	400m	200m
Section Times	1:31.69 [6] (0:07.79)	1:23.90 [3] (0:11.11)	1:12.79 [3] (0:11.54)	1:01.25 [3] (0:11.93)	0:49.32 [2] (0:12.33)	0:36.99 [2] (0:11.88)	0:25.11 [3] (0:12.11)	0:13.00 [4] (0:13.00)
Average Speed [km/h]	46.1	64.9	62.4	59.4	58.6	60.6	59.5	55.5
Top Speed [km/h]	62.5	66.1	64.0	60.9	60.0	61.5	60.8	57.6
Avg. Dist. to Rail [m]	4.2	1.5	0.6	2.2	1.1	2.4	3.1	3.8
Avg. Stride Freq. [Hz]	2.1	2.3	2.2	2.2	2.2	2.2	2.2	2.1
Avg. Stride Length [m]	5.9	7.8	7.9	7.6	7.5	7.6	7.5	7.3



- [] Ranking at each section and finish
- .-.- No data available at this section
- NA No data available



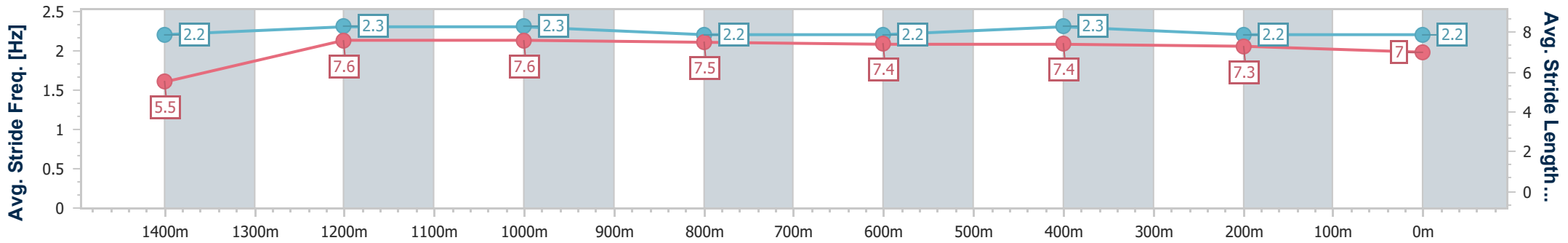
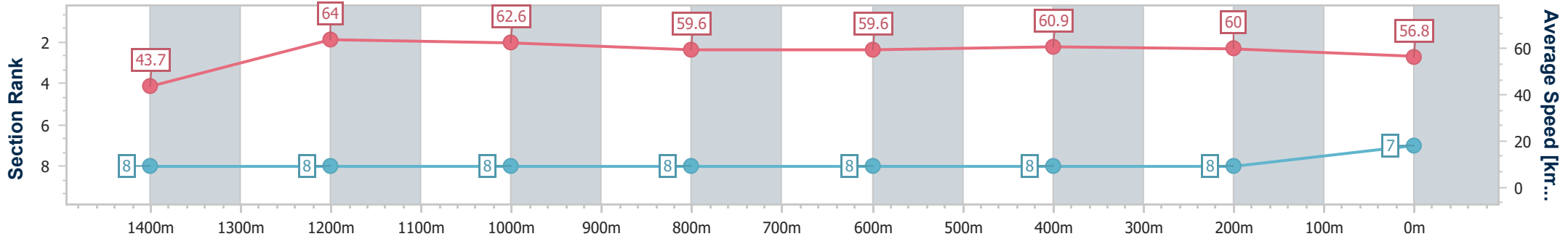
Horse/Jockey Name	Portola
Final Rank	7
Fastest Section Time (Section)	0:08.24 (Overall)
Top Speed [km/h] (Section)	65.1 (1400m)
Race State	Finished



Rockhampton QLD Professional
 Race 3: Empire Apartment Hotel Maiden Handicap - 1500m
 30 July 2024 - 14:34
 Track Rating: Soft 5, Weather: Fine, Rail Position: +4.5m Entire



Section	Overall	1400m	1200m	1000m	800m	600m	400m	200m
Section Times	1:31.92 [7] (0:08.24)	1:23.68 [8] (0:11.27)	1:12.41 [8] (0:11.48)	1:00.93 [8] (0:12.06)	0:48.87 [8] (0:12.37)	0:36.50 [8] (0:11.84)	0:24.66 [8] (0:11.99)	0:12.67 [8] (0:12.67)
Average Speed [km/h]	43.7	64.0	62.6	59.6	59.6	60.9	60.0	56.8
Top Speed [km/h]	60.0	65.1	64.1	62.1	60.6	61.4	61.4	58.8
Avg. Dist. to Rail [m]	4.6	1.1	0.9	0.6	2.7	5.2	6.1	6.4
Avg. Stride Freq. [Hz]	2.2	2.3	2.3	2.2	2.2	2.3	2.2	2.2
Avg. Stride Length [m]	5.5	7.6	7.6	7.5	7.4	7.4	7.3	7.0



- [] Ranking at each section and finish
- .-.- No data available at this section
- NA No data available



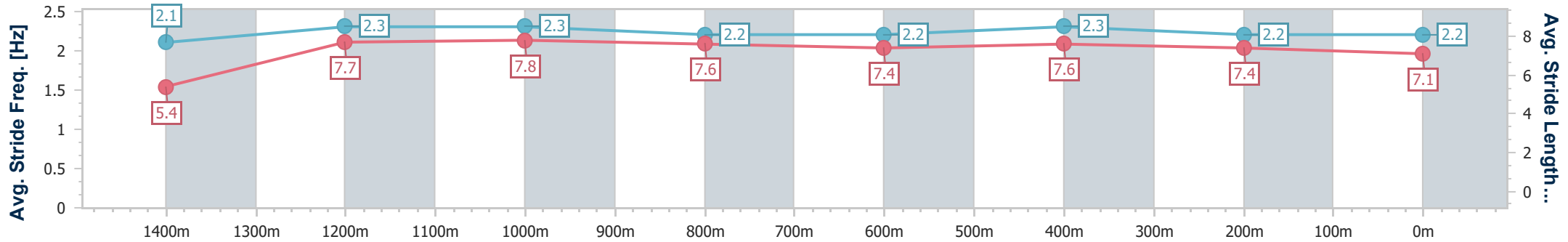
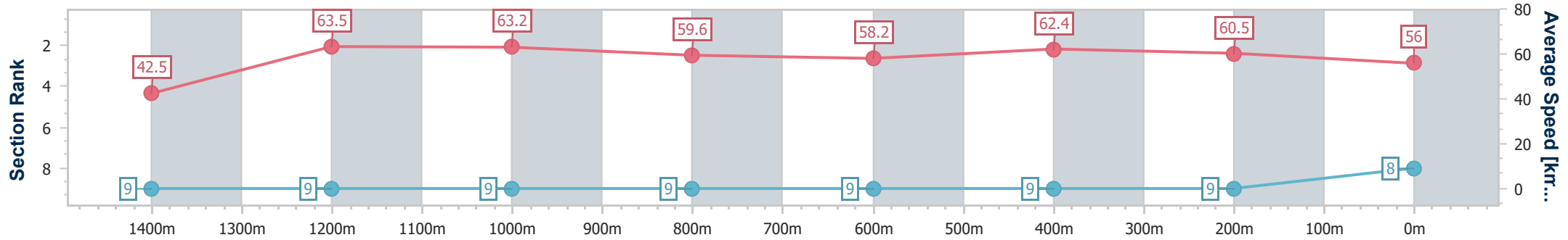
Horse/Jockey Name	He'll Havachat
Final Rank	8
Fastest Section Time (Section)	0:08.46 (Overall)
Top Speed [km/h] (Section)	65.8 (1400m)
Race State	Finished



Rockhampton QLD Professional
 Race 3: Empire Apartment Hotel Maiden Handicap - 1500m
 30 July 2024 - 14:34
 Track Rating: Soft 5, Weather: Fine, Rail Position: +4.5m Entire



Section	Overall	1400m	1200m	1000m	800m	600m	400m	200m
Section Times	1:32.13 [8] (0:08.46)	1:23.67 [9] (0:11.35)	1:12.32 [9] (0:11.39)	1:00.93 [9] (0:11.98)	0:48.95 [9] (0:12.62)	0:36.33 [9] (0:11.56)	0:24.77 [9] (0:11.91)	0:12.86 [9] (0:12.86)
Average Speed [km/h]	42.5	63.5	63.2	59.6	58.2	62.4	60.5	56.0
Top Speed [km/h]	59.2	65.8	64.6	62.5	60.7	63.0	62.8	58.3
Avg. Dist. to Rail [m]	7.5	2.2	1.0	1.4	2.8	2.5	3.9	5.1
Avg. Stride Freq. [Hz]	2.1	2.3	2.3	2.2	2.2	2.3	2.2	2.2
Avg. Stride Length [m]	5.4	7.7	7.8	7.6	7.4	7.6	7.4	7.1



- [] Ranking at each section and finish
- .-.- No data available at this section
- NA No data available



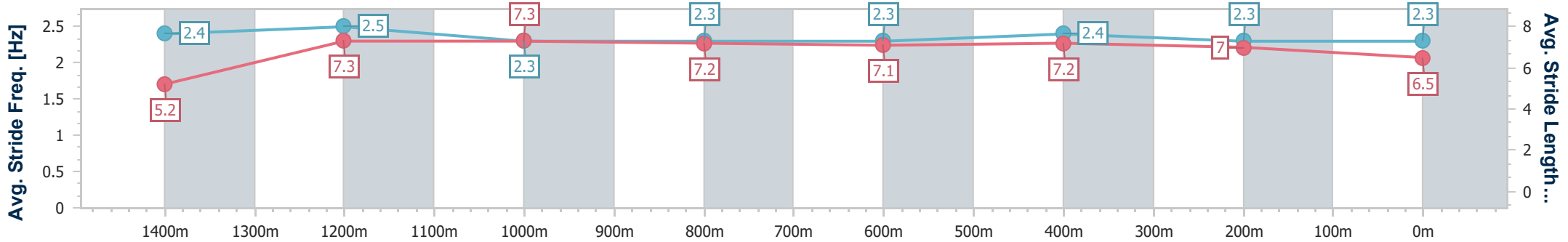
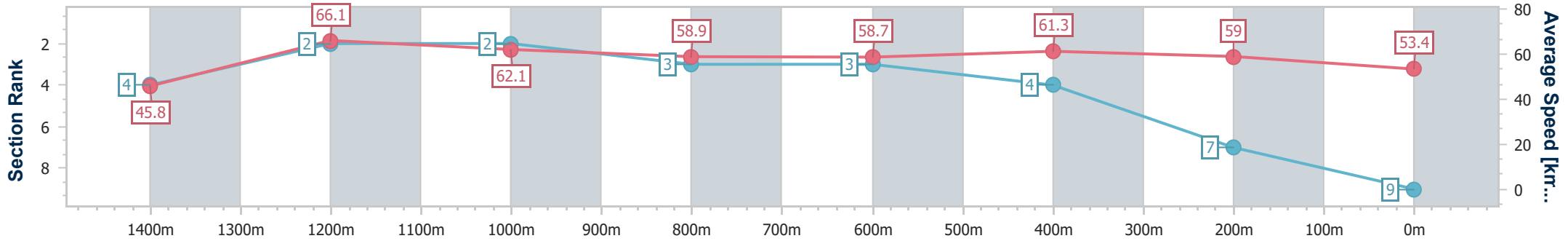
Horse/Jockey Name	Juke Box Jimmy
Final Rank	9
Fastest Section Time (Section)	0:07.85 (Overall)
Top Speed [km/h] (Section)	67.2 (1400m)
Race State	Finished



Rockhampton QLD Professional
 Race 3: Empire Apartment Hotel Maiden Handicap - 1500m
 30 July 2024 - 14:34
 Track Rating: Soft 5, Weather: Fine, Rail Position: +4.5m Entire



Section	Overall	1400m	1200m	1000m	800m	600m	400m	200m
Section Times	1:32.32 [9] (0:07.85)	1:24.47 [4] (0:10.89)	1:13.58 [2] (0:11.57)	1:02.01 [2] (0:12.12)	0:49.89 [3] (0:12.42)	0:37.47 [3] (0:11.77)	0:25.70 [4] (0:12.19)	0:13.51 [7]
Average Speed [km/h]	45.8	66.1	62.1	58.9	58.7	61.3	59.0	53.4
Top Speed [km/h]	62.1	67.2	65.8	61.2	60.5	62.6	61.1	57.2
Avg. Dist. to Rail [m]	3.0	1.3	1.5	1.7	1.7	3.0	2.5	3.0
Avg. Stride Freq. [Hz]	2.4	2.5	2.3	2.3	2.3	2.4	2.3	2.3
Avg. Stride Length [m]	5.2	7.3	7.3	7.2	7.1	7.2	7.0	6.5



- [] Ranking at each section and finish
- .-.- No data available at this section
- NA No data available