



Rockhampton QLD Professional

Race 2: TAB QTIS Three-Years-Old Maiden Handicap - 1300m

30 July 2024 - 13:57



Track Rating: Soft 5, Weather: Fine, Rail Position: +4.5m Entire

Section		Overall	1200m	1000m	800m	600m	400m	Last 600m				
Field Times		1:17.97 (0:07.59)	1:10.38 (0:11.30)	0:59.08 (0:12.16)	0:46.92 (0:11.80)	0:35.12 (0:11.14)	0:23.98 (0:11.54)	0:35.12				
Rank	TAB Horse/Jockey	Barrier	Top Speed [km/h]	Fastest Section	Distance Travelled [m]							
1	4 SILVERADO MISS Tahlia Fenlon	2	66.3 600m	0:07.68 Overall	1:17.97 [1] (0:07.68)	1:10.29 [2] (0:11.45)	0:58.84 [2] (0:11.92)	0:46.92 [1] (0:11.96)	0:34.96 [3] (0:11.10)	0:23.86 [2] (0:11.56)	0:34.96	
2	5 RIP UP RUBY Adrian Layt	5	66.4 600m	0:07.93 Overall	1:18.04 [2] (0:07.93)	1:10.11 [3] (0:11.35)	0:58.76 [3] (0:12.03)	0:46.73 [5] (0:11.86)	0:34.87 [5] (0:11.02)	0:23.85 [3] (0:11.34)	0:34.87	-2
3	6 BIKER Melea Castle	1	64.5 1200m	0:08.07 Overall	1:18.10 [3] (0:08.07)	1:10.03 [4] (0:11.29)	0:58.74 [4] (0:11.93)	0:46.81 [4] (0:11.81)	0:35.00 [4] (0:11.35)	0:23.65 [5] (0:11.53)	0:35.00	-6
4	2 DUKE OF LANCASTER Landan Sykes	4	65.6 600m	0:08.38 Overall	1:18.10 [4] (0:08.38)	1:09.72 [5] (0:11.20)	0:58.52 [5] (0:11.55)	0:46.97 [3] (0:11.72)	0:35.25 [1] (0:11.14)	0:24.11 [1] (0:11.59)	0:35.25	-1
5	7 OUR BERLINETTA Justin Stanley	6	65.1 600m	0:07.59 Overall	1:18.62 [5] (0:07.59)	1:11.03 [1] (0:11.30)	0:59.73 [1] (0:12.19)	0:47.54 [2] (0:11.82)	0:35.72 [2] (0:11.29)	0:24.43 [4] (0:11.70)	0:35.72	-8
6	1 BACK TO BLACK Ashley Butler	7	63.8 1000m	0:08.66 Overall	1:21.06 [6] (0:08.66)	1:12.40 [6] (0:11.76)	1:00.64 [6] (0:11.70)	0:48.94 [6] (0:12.34)	0:36.60 [6] (0:12.00)	0:24.60 [6] (0:11.93)	0:36.60	-2

Scratched: Russian Lad (#3)

[] Ranking at each section and finish
 -:-:- No data available at this section
 NA No data available

SCN Saddle cloth number
 DNF Did not finish
 DNT Did not track



Rockhampton QLD Professional

Race 2: TAB QTIS Three-Years-Old Maiden Handicap - 1300m

30 July 2024 - 13:57



Track Rating: Soft 5, Weather: Fine, Rail Position: +4.5m Entire

Section				200m				Last 600m		
Field Times				0:12.44 (0:12.44)				0:35.12		
Rank	TAB	Horse/Jockey	Barrier	Top Speed [km/h]	Fastest Section	Margin			Distance Travelled [m]	
1	4	SILVERADO MISS Tahlia Fenlon	2	66.3 600m	0:07.68 Overall	0:12.30 [3] (0:12.30)	1:17.97		0:34.96	
2	5	RIP UP RUBY Adrian Layt	5	66.4 600m	0:07.93 Overall	0:12.51 [1] (0:12.51)	0.37L		0:34.87	-2
3	6	BIKER Melea Castle	1	64.5 1200m	0:08.07 Overall	0:12.12 [5] (0:12.12)	0.74L		0:35.00	-6
4	2	DUKE OF LANCASTER Landan Sykes	4	65.6 600m	0:08.38 Overall	0:12.52 [2] (0:12.52)	0.76L		0:35.25	-1
5	7	OUR BERLINETTA Justin Stanley	6	65.1 600m	0:07.59 Overall	0:12.73 [4] (0:12.73)	3.81L		0:35.72	-8
6	1	BACK TO BLACK Ashley Butler	7	63.8 1000m	0:08.66 Overall	0:12.67 [6] (0:12.67)	18.14L		0:36.60	-2

Scratched: Russian Lad (#3)

[] Ranking at each section and finish
 -:-:-:- No data available at this section
 NA No data available

SCN Saddle cloth number
 DNF Did not finish
 DNT Did not track



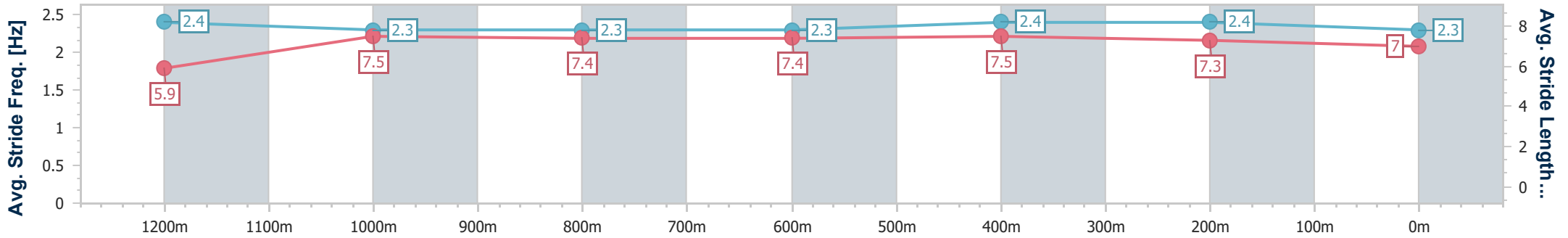
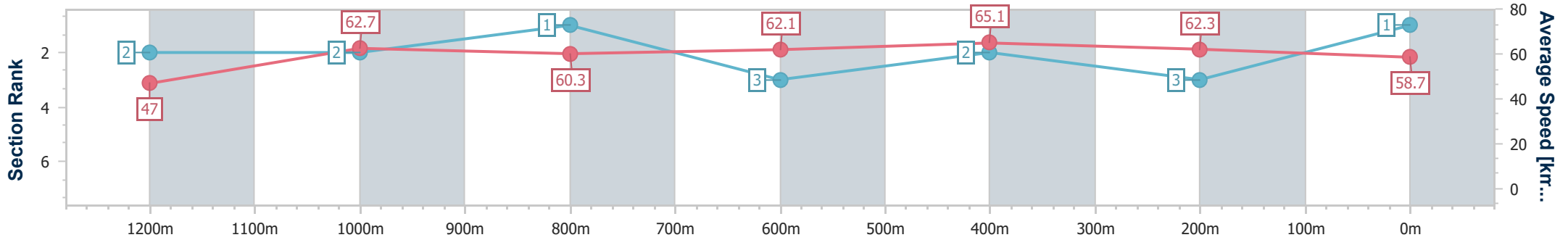
Horse/Jockey Name	Silverado Miss
Final Rank	1
Fastest Section Time (Section)	0:07.68 (Overall)
Top Speed [km/h] (Section)	66.3 (600m)
Race State	Finished



Rockhampton QLD Professional
 Race 2: TAB QTIS Three-Years-Old Maiden Handicap - 1300m
 30 July 2024 - 13:57
 Track Rating: Soft 5, Weather: Fine, Rail Position: +4.5m Entire



Section	Overall	1200m	1000m	800m	600m	400m	200m
Section Times	1:17.97 [1] (0:07.68)	1:10.29 [2] (0:11.45)	0:58.84 [2] (0:11.92)	0:46.92 [1] (0:11.96)	0:34.96 [3] (0:11.10)	0:23.86 [2] (0:11.56)	0:12.30 [3] (0:12.30)
Average Speed [km/h]	47.0	62.7	60.3	62.1	65.1	62.3	58.7
Top Speed [km/h]	61.3	63.8	62.3	63.9	66.3	65.3	60.4
Avg. Dist. to Rail [m]	1.8	1.1	0.7	4.0	4.9	3.8	2.9
Avg. Stride Freq. [Hz]	2.4	2.3	2.3	2.3	2.4	2.4	2.3
Avg. Stride Length [m]	5.9	7.5	7.4	7.4	7.5	7.3	7.0



- [] Ranking at each section and finish
- .-.- No data available at this section
- NA No data available



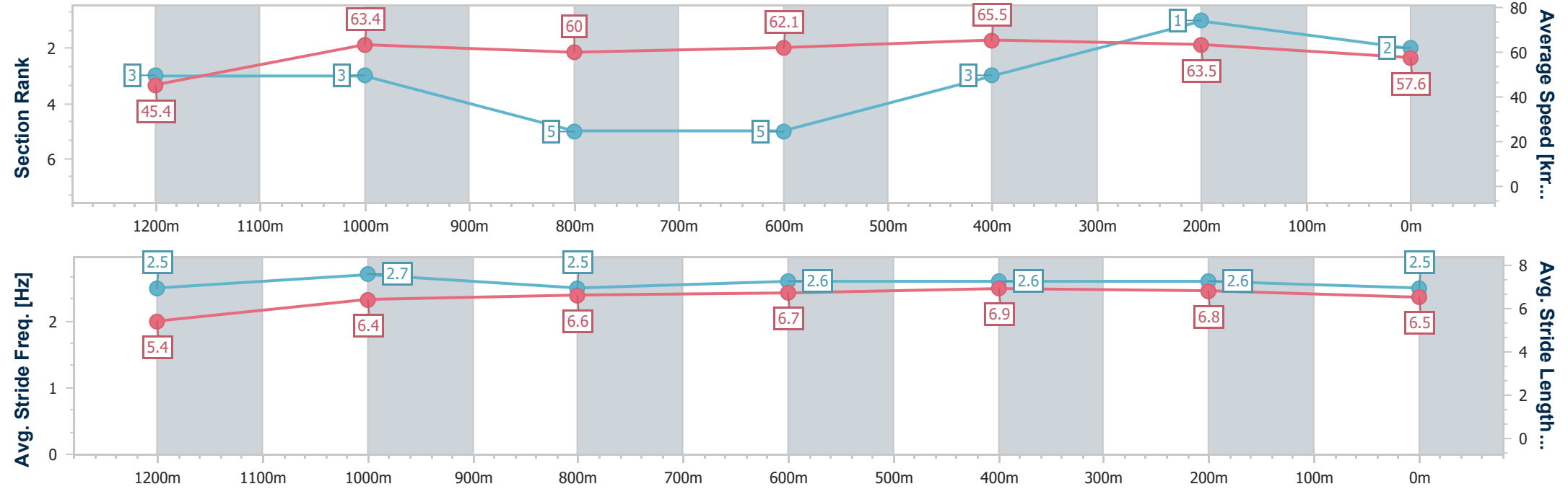
Horse/Jockey Name	Rip Up Ruby
Final Rank	2
Fastest Section Time (Section)	0:07.93 (Overall)
Top Speed [km/h] (Section)	66.4 (600m)
Race State	Finished



Rockhampton QLD Professional
 Race 2: TAB QTIS Three-Years-Old Maiden Handicap - 1300m
 30 July 2024 - 13:57
 Track Rating: Soft 5, Weather: Fine, Rail Position: +4.5m Entire



Section	Overall	1200m	1000m	800m	600m	400m	200m
Section Times	1:18.04 [2] (0:07.93)	1:10.11 [3] (0:11.35)	0:58.76 [3] (0:12.03)	0:46.73 [5] (0:11.86)	0:34.87 [5] (0:11.02)	0:23.85 [3] (0:11.34)	0:12.51 [1] (0:12.51)
Average Speed [km/h]	45.4	63.4	60.0	62.1	65.5	63.5	57.6
Top Speed [km/h]	60.7	65.5	62.8	63.8	66.4	66.2	61.6
Avg. Dist. to Rail [m]	2.7	0.7	0.5	2.8	4.5	4.8	4.5
Avg. Stride Freq. [Hz]	2.5	2.7	2.5	2.6	2.6	2.6	2.5
Avg. Stride Length [m]	5.4	6.4	6.6	6.7	6.9	6.8	6.5



- [] Ranking at each section and finish
- .-.- No data available at this section
- NA No data available



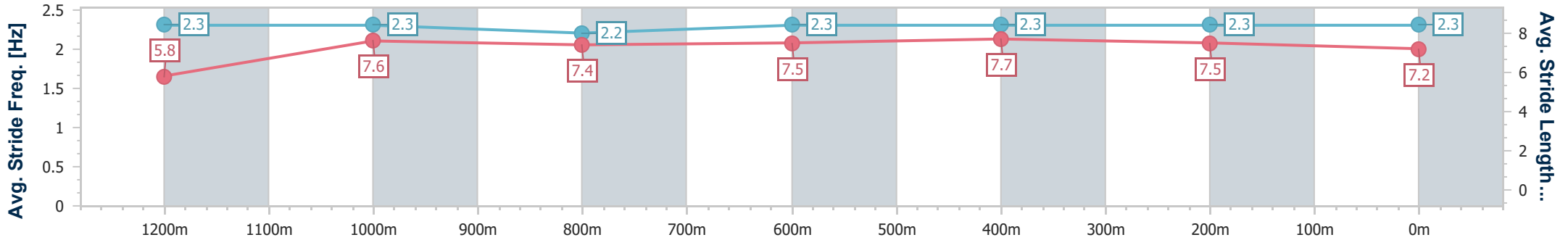
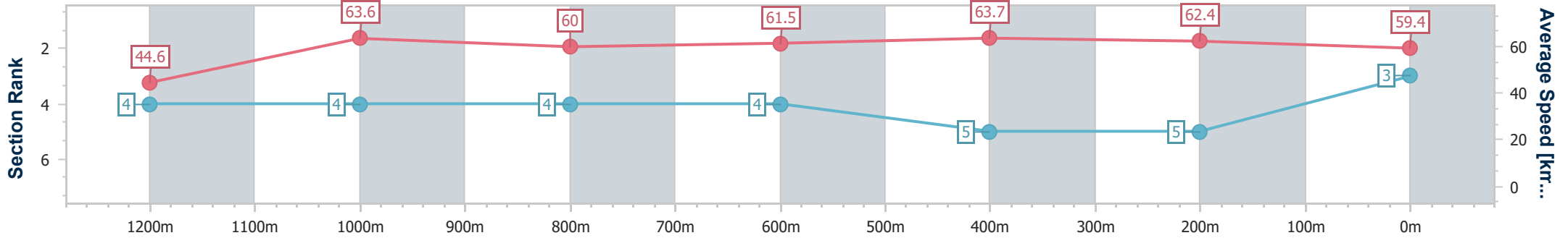
Horse/Jockey Name	Biker
Final Rank	3
Fastest Section Time (Section)	0:08.07 (Overall)
Top Speed [km/h] (Section)	64.5 (1200m)
Race State	Finished



Rockhampton QLD Professional
 Race 2: TAB QTIS Three-Years-Old Maiden Handicap - 1300m
 30 July 2024 - 13:57
 Track Rating: Soft 5, Weather: Fine, Rail Position: +4.5m Entire



Section	Overall	1200m	1000m	800m	600m	400m	200m
Section Times	1:18.10 [3] (0:08.07)	1:10.03 [4] (0:11.29)	0:58.74 [4] (0:11.93)	0:46.81 [4] (0:11.81)	0:35.00 [4] (0:11.35)	0:23.65 [5] (0:11.53)	0:12.12 [5] (0:12.12)
Average Speed [km/h]	44.6	63.6	60.0	61.5	63.7	62.4	59.4
Top Speed [km/h]	60.9	64.5	63.8	63.0	64.4	64.3	61.1
Avg. Dist. to Rail [m]	1.3	1.2	1.1	1.3	3.1	5.6	8.0
Avg. Stride Freq. [Hz]	2.3	2.3	2.2	2.3	2.3	2.3	2.3
Avg. Stride Length [m]	5.8	7.6	7.4	7.5	7.7	7.5	7.2



- [] Ranking at each section and finish
- .-.- No data available at this section
- NA No data available



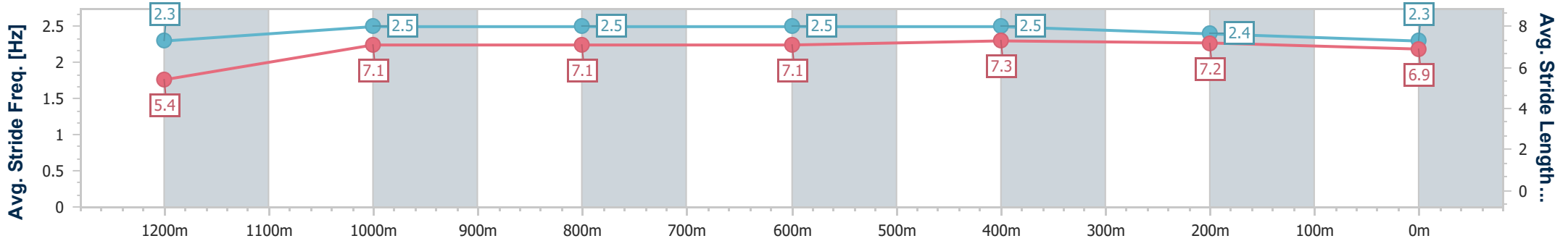
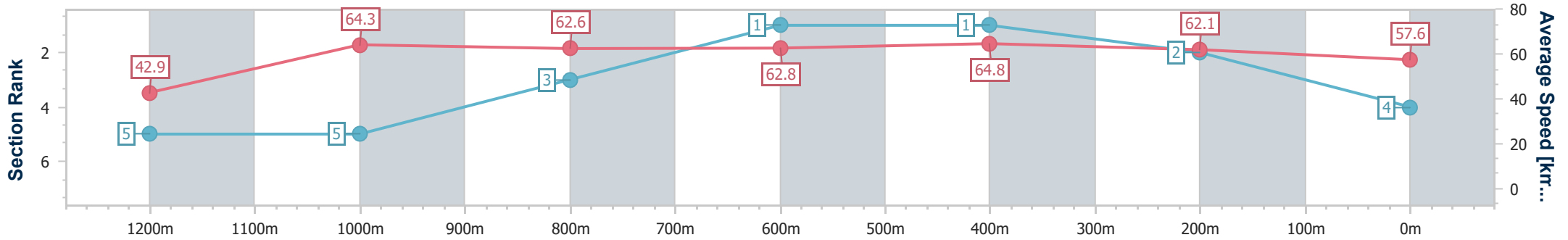
Horse/Jockey Name	Duke Of Lancaster
Final Rank	4
Fastest Section Time (Section)	0:08.38 (Overall)
Top Speed [km/h] (Section)	65.6 (600m)
Race State	Finished



Rockhampton QLD Professional
 Race 2: TAB QTIS Three-Years-Old Maiden Handicap - 1300m
 30 July 2024 - 13:57
 Track Rating: Soft 5, Weather: Fine, Rail Position: +4.5m Entire



Section	Overall	1200m	1000m	800m	600m	400m	200m
Section Times	1:18.10 [4] (0:08.38)	1:09.72 [5] (0:11.20)	0:58.52 [5] (0:11.55)	0:46.97 [3] (0:11.72)	0:35.25 [1] (0:11.14)	0:24.11 [1] (0:11.59)	0:12.52 [2]
Average Speed [km/h]	42.9	64.3	62.6	62.8	64.8	62.1	57.6
Top Speed [km/h]	61.2	65.2	64.7	63.6	65.6	65.2	59.6
Avg. Dist. to Rail [m]	2.4	0.3	0.7	2.8	5.2	6.3	5.5
Avg. Stride Freq. [Hz]	2.3	2.5	2.5	2.5	2.5	2.4	2.3
Avg. Stride Length [m]	5.4	7.1	7.1	7.1	7.3	7.2	6.9



- [] Ranking at each section and finish
- .-.- No data available at this section
- NA No data available



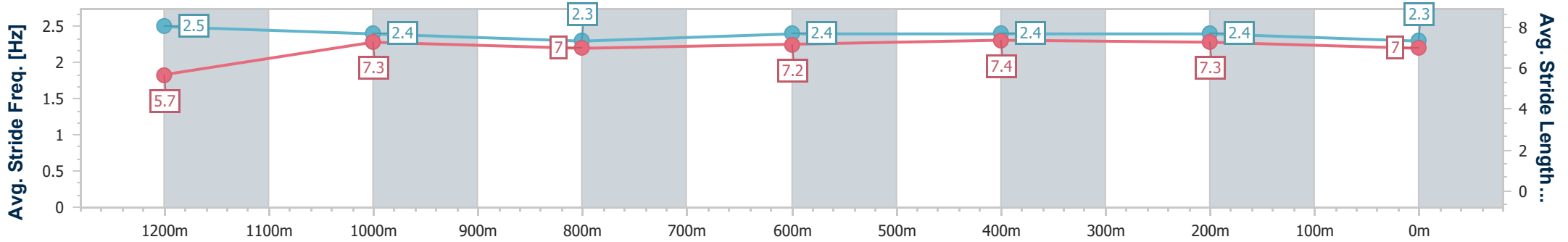
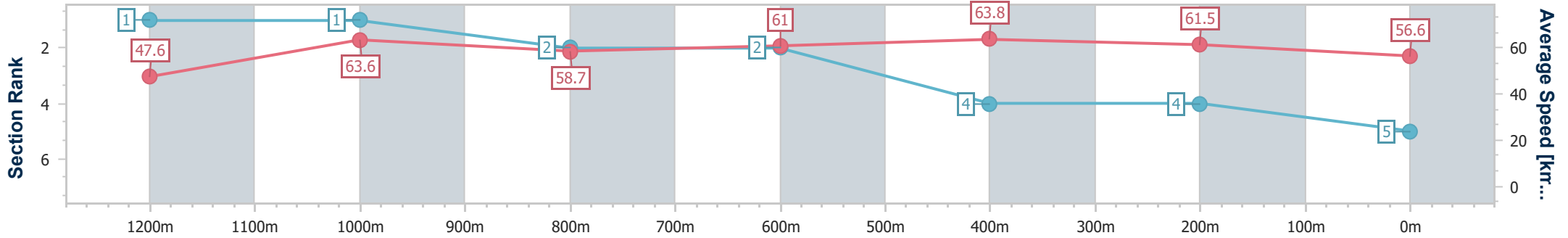
Horse/Jockey Name	Our Berlinetta
Final Rank	5
Fastest Section Time (Section)	0:07.59 (Overall)
Top Speed [km/h] (Section)	65.1 (600m)
Race State	Finished



Rockhampton QLD Professional
 Race 2: TAB QTIS Three-Years-Old Maiden Handicap - 1300m
 30 July 2024 - 13:57
 Track Rating: Soft 5, Weather: Fine, Rail Position: +4.5m Entire



Section	Overall	1200m	1000m	800m	600m	400m	200m
Section Times	1:18.62 [5] (0:07.59)	1:11.03 [1] (0:11.30)	0:59.73 [1] (0:12.19)	0:47.54 [2] (0:11.82)	0:35.72 [2] (0:11.29)	0:24.43 [4] (0:11.70)	0:12.73 [4] (0:12.73)
Average Speed [km/h]	47.6	63.6	58.7	61.0	63.8	61.5	56.6
Top Speed [km/h]	64.0	64.8	61.0	62.3	65.1	64.2	60.2
Avg. Dist. to Rail [m]	4.8	0.6	0.8	0.2	0.5	1.0	1.5
Avg. Stride Freq. [Hz]	2.5	2.4	2.3	2.4	2.4	2.4	2.3
Avg. Stride Length [m]	5.7	7.3	7.0	7.2	7.4	7.3	7.0



- [] Ranking at each section and finish
- .-.- No data available at this section
- NA No data available



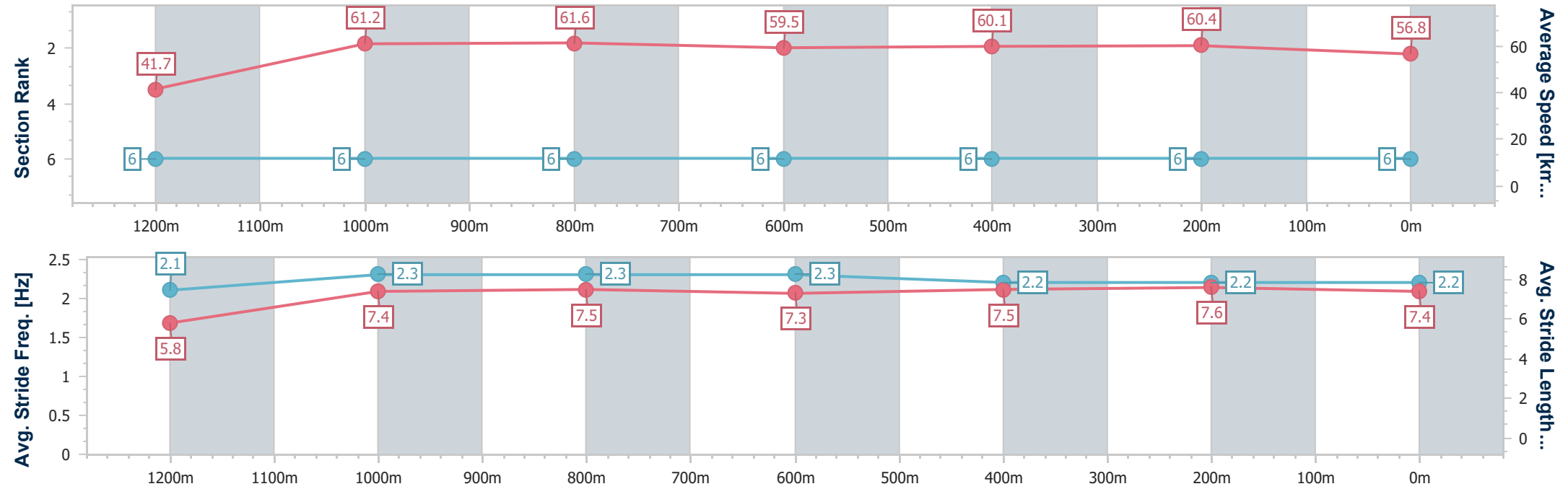
Horse/Jockey Name	Back To Black
Final Rank	6
Fastest Section Time (Section)	0:08.66 (Overall)
Top Speed [km/h] (Section)	63.8 (1000m)
Race State	Finished



Rockhampton QLD Professional
 Race 2: TAB QTIS Three-Years-Old Maiden Handicap - 1300m
 30 July 2024 - 13:57
 Track Rating: Soft 5, Weather: Fine, Rail Position: +4.5m Entire



Section	Overall	1200m	1000m	800m	600m	400m	200m
Section Times	1:21.06 [6] (0:08.66)	1:12.40 [6] (0:11.76)	1:00.64 [6] (0:11.70)	0:48.94 [6] (0:12.34)	0:36.60 [6] (0:12.00)	0:24.60 [6] (0:11.93)	0:12.67 [6] (0:12.67)
Average Speed [km/h]	41.7	61.2	61.6	59.5	60.1	60.4	56.8
Top Speed [km/h]	56.7	63.5	63.8	61.2	61.0	61.3	60.1
Avg. Dist. to Rail [m]	4.9	0.3	0.6	2.7	2.9	3.0	3.7
Avg. Stride Freq. [Hz]	2.1	2.3	2.3	2.3	2.2	2.2	2.2
Avg. Stride Length [m]	5.8	7.4	7.5	7.3	7.5	7.6	7.4



- [] Ranking at each section and finish
- .-.- No data available at this section
- NA No data available