



Rockhampton QLD Professional

Race 1: Gala Industry Awards 7th September QTIS Two-Year-Old and Three-Year-Old Maiden Plate - 1050m

30 July 2024 - 13:22



Track Rating: Soft 5, Weather: Fine, Rail Position: +4.5m Entire

Section		Overall	1000m	800m	600m	400m	200m	Last 600m					
Field Times		1:00.99 (0:04.24)	0:56.75 (0:11.21)	0:45.54 (0:11.48)	0:34.06 (0:10.83)	0:23.23 (0:11.16)	0:12.07 (0:12.07)	0:34.06					
Rank	TAB Horse/Jockey	Barrier	Top Speed [km/h]	Fastest Section	Margin							Distance Travelled [m]	
1	8 POWER OF KATIE Warwick Satherley	2	69.3 600m	0:04.49 Overall	1:00.99 [1] (0:04.49)	0:56.50 [4] (0:11.29)	0:45.21 [3] (0:11.50)	0:33.71 [3] (0:10.76)	0:22.95 [3] (0:10.88)	0:12.07 [2] (0:12.07)	1:00.99	0:33.71	
2	6 CATMISS Justin Stanley	8	67.1 400m	0:04.30 Overall	1:01.04 [2] (0:04.30)	0:56.74 [2] (0:11.40)	0:45.34 [2] (0:11.35)	0:33.99 [2] (0:10.89)	0:23.10 [2] (0:11.08)	0:12.02 [3] (0:12.02)	0.32L	0:33.99	+3
3	5 BETTER THAN WORDS Tahlia Fenlon	7	69.0 600m	0:04.44 Overall	1:01.04 [3] (0:04.44)	0:56.60 [3] (0:11.38)	0:45.22 [4] (0:11.50)	0:33.72 [4] (0:10.90)	0:22.82 [4] (0:11.09)	0:11.73 [4] (0:11.73)	0.33L	0:33.72	+5
4	2 MOSCOW CITY Adrian Layt	3	67.2 600m	0:04.24 Overall	1:01.32 [4] (0:04.24)	0:57.08 [1] (0:11.21)	0:45.87 [1] (0:11.48)	0:34.39 [1] (0:10.83)	0:23.56 [1] (0:11.16)	0:12.40 [1] (0:12.40)	1.95L	0:34.39	+1
5	7 FASHIONS GALORE Melea Castle	5	64.6 800m	0:04.76 Overall	1:03.38 [5] (0:04.76)	0:58.62 [5] (0:11.56)	0:47.06 [5] (0:11.50)	0:35.56 [5] (0:11.39)	0:24.17 [5] (0:11.76)	0:12.41 [5] (0:12.41)	14.11L	0:35.56	-1

Scratched: Superonic (#3), Lonhy's Fabre (#1), Alive Alive Oh (#4)

[] Ranking at each section and finish
 -:-:-:- No data available at this section
 NA No data available

SCN Saddle cloth number
 DNF Did not finish
 DNT Did not track



Horse/Jockey Name	Power Of Katie
Final Rank	1
Fastest Section Time (Section)	0:04.49 (Overall)
Top Speed [km/h] (Section)	69.3 (600m)
Race State	Finished



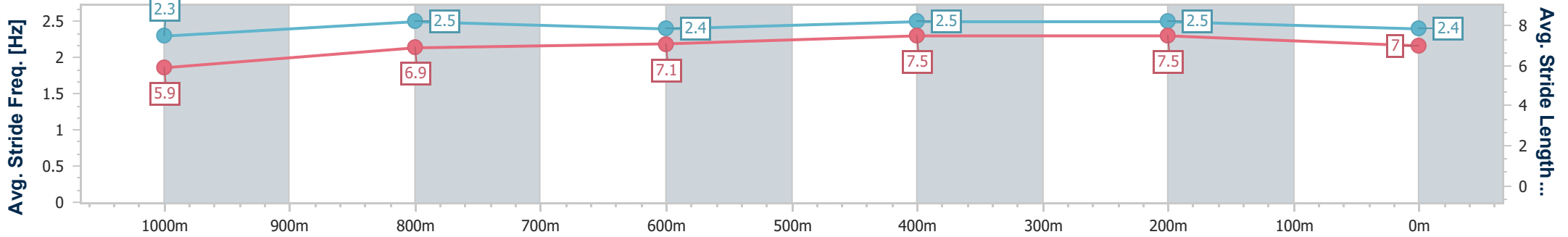
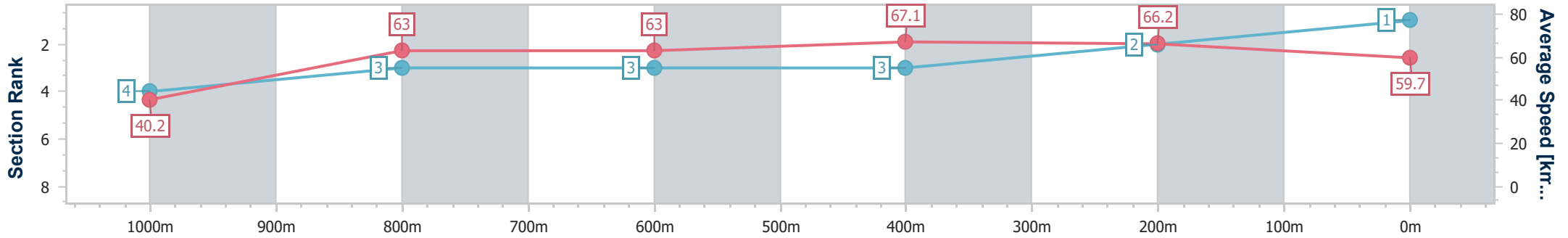
Rockhampton QLD Professional
 Race 1: Gala Industry Awards 7th September QTIS Two-Year-Old and Three-Year-Old Maiden Plate - 1050m



30 July 2024 - 13:22

Track Rating: Soft 5, Weather: Fine, Rail Position: +4.5m Entire

Section	Overall	1000m	800m	600m	400m	200m
Section Times	1:00.99 [1] (0:04.49)	0:56.50 [4] (0:11.29)	0:45.21 [3] (0:11.50)	0:33.71 [3] (0:10.76)	0:22.95 [3] (0:10.88)	0:12.07 [2] (0:12.07)
Average Speed [km/h]	40.2	63.0	63.0	67.1	66.2	59.7
Top Speed [km/h]	58.1	65.8	65.8	69.3	69.2	63.6
Avg. Dist. to Rail [m]	1.6	1.4	1.6	2.7	3.4	4.0
Avg. Stride Freq. [Hz]	2.3	2.5	2.4	2.5	2.5	2.4
Avg. Stride Length [m]	5.9	6.9	7.1	7.5	7.5	7.0



- [] Ranking at each section and finish
- .-.- No data available at this section
- NA No data available



Horse/Jockey Name	Catmiss
Final Rank	2
Fastest Section Time (Section)	0:04.30 (Overall)
Top Speed [km/h] (Section)	67.1 (400m)
Race State	Finished



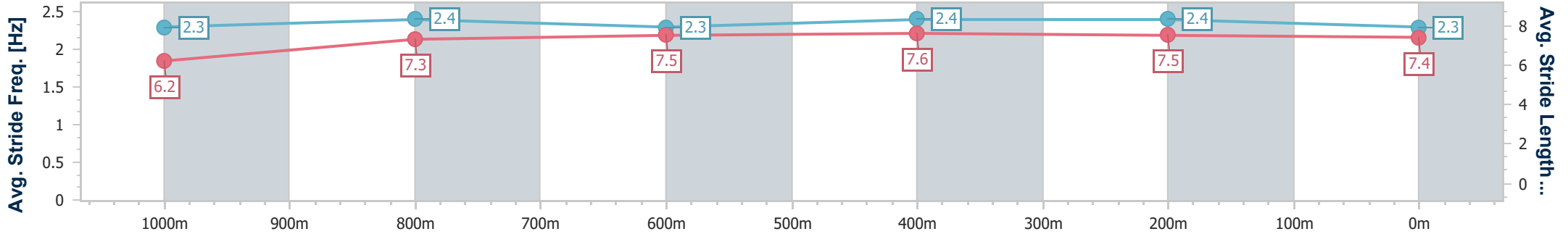
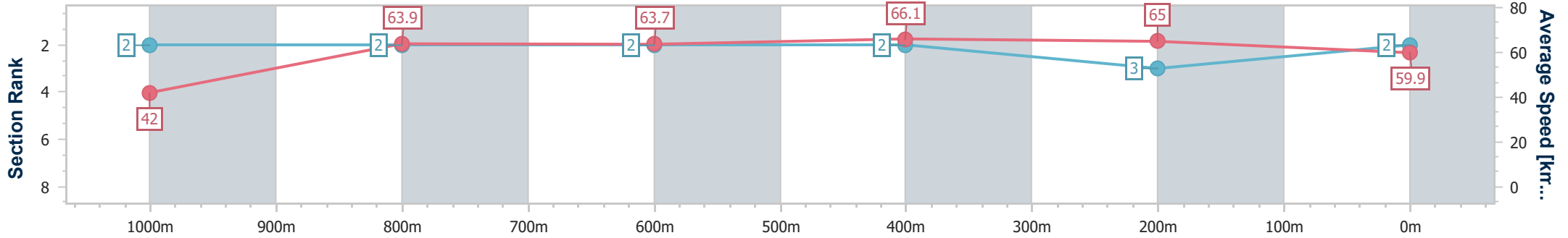
Rockhampton QLD Professional
 Race 1: Gala Industry Awards 7th September QTIS Two-Year-Old and Three-Year-Old Maiden Plate - 1050m



30 July 2024 - 13:22

Track Rating: Soft 5, Weather: Fine, Rail Position: +4.5m Entire

Section	Overall	1000m	800m	600m	400m	200m
Section Times	1:01.04 [2] (0:04.30)	0:56.74 [2] (0:11.40)	0:45.34 [2] (0:11.35)	0:33.99 [2] (0:10.89)	0:23.10 [2] (0:11.08)	0:12.02 [3] (0:12.02)
Average Speed [km/h]	42.0	63.9	63.7	66.1	65.0	59.9
Top Speed [km/h]	57.7	66.7	64.5	66.7	67.1	62.2
Avg. Dist. to Rail [m]	6.0	1.9	0.8	0.7	3.2	3.9
Avg. Stride Freq. [Hz]	2.3	2.4	2.3	2.4	2.4	2.3
Avg. Stride Length [m]	6.2	7.3	7.5	7.6	7.5	7.4



- [] Ranking at each section and finish
- .-.- No data available at this section
- NA No data available



Horse/Jockey Name	Better Than Words
Final Rank	3
Fastest Section Time (Section)	0:04.44 (Overall)
Top Speed [km/h] (Section)	69.0 (600m)
Race State	Finished



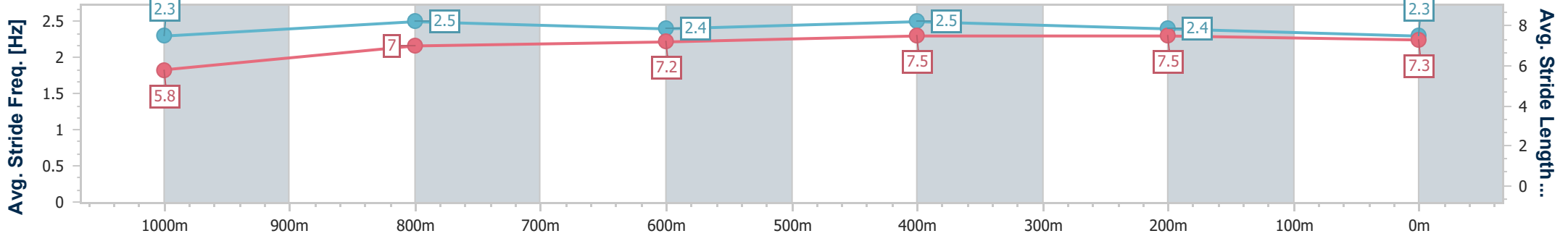
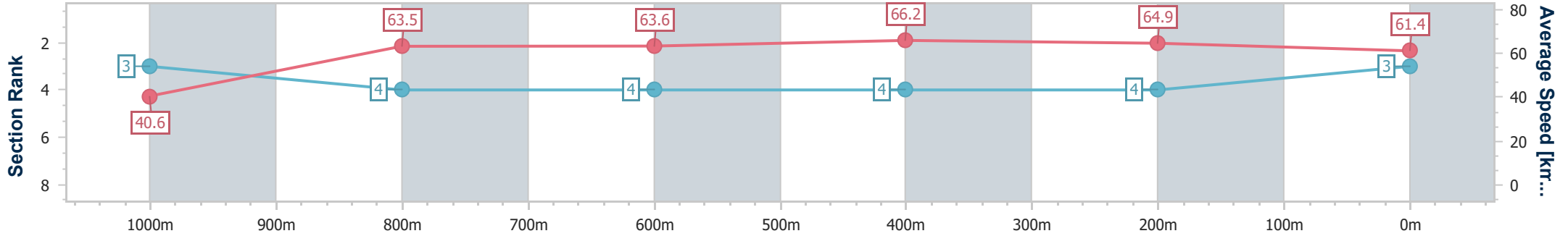
Rockhampton QLD Professional
 Race 1: Gala Industry Awards 7th September QTIS Two-Year-Old and Three-Year-Old Maiden Plate - 1050m



30 July 2024 - 13:22

Track Rating: Soft 5, Weather: Fine, Rail Position: +4.5m Entire

Section	Overall	1000m	800m	600m	400m	200m
Section Times	1:01.04 [3] (0:04.44)	0:56.60 [3] (0:11.38)	0:45.22 [4] (0:11.50)	0:33.72 [4] (0:10.90)	0:22.82 [4] (0:11.09)	0:11.73 [4] (0:11.73)
Average Speed [km/h]	40.6	63.5	63.6	66.2	64.9	61.4
Top Speed [km/h]	56.9	65.2	65.4	69.0	68.8	64.5
Avg. Dist. to Rail [m]	4.5	0.6	2.2	3.2	3.7	4.0
Avg. Stride Freq. [Hz]	2.3	2.5	2.4	2.5	2.4	2.3
Avg. Stride Length [m]	5.8	7.0	7.2	7.5	7.5	7.3



- [] Ranking at each section and finish
- .-.- No data available at this section
- NA No data available



Horse/Jockey Name	Moscow City
Final Rank	4
Fastest Section Time (Section)	0:04.24 (Overall)
Top Speed [km/h] (Section)	67.2 (600m)
Race State	Finished



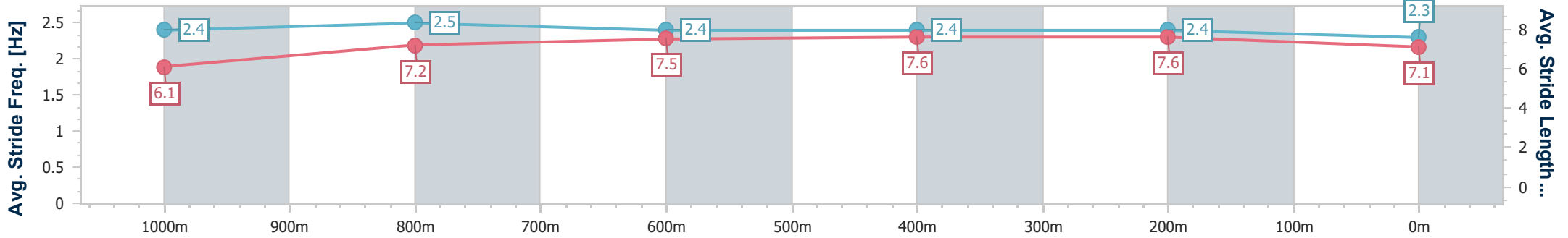
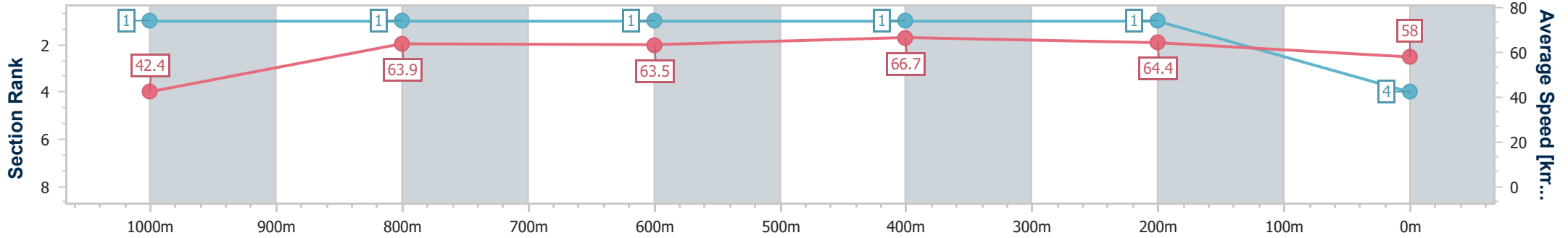
Rockhampton QLD Professional
 Race 1: Gala Industry Awards 7th September QTIS Two-Year-Old and Three-Year-Old Maiden Plate - 1050m



30 July 2024 - 13:22

Track Rating: Soft 5, Weather: Fine, Rail Position: +4.5m Entire

Section	Overall	1000m	800m	600m	400m	200m
Section Times	1:01.32 [4] (0:04.24)	0:57.08 [1] (0:11.21)	0:45.87 [1] (0:11.48)	0:34.39 [1] (0:10.83)	0:23.56 [1] (0:11.16)	0:12.40 [1] (0:12.40)
Average Speed [km/h]	42.4	63.9	63.5	66.7	64.4	58.0
Top Speed [km/h]	58.9	65.4	65.0	67.2	66.7	62.4
Avg. Dist. to Rail [m]	2.5	1.0	1.7	2.7	2.2	2.0
Avg. Stride Freq. [Hz]	2.4	2.5	2.4	2.4	2.4	2.3
Avg. Stride Length [m]	6.1	7.2	7.5	7.6	7.6	7.1



- [] Ranking at each section and finish
- .-.- No data available at this section
- NA No data available



Horse/Jockey Name	Fashions Galore
Final Rank	5
Fastest Section Time (Section)	0:04.76 (Overall)
Top Speed [km/h] (Section)	64.6 (800m)
Race State	Finished



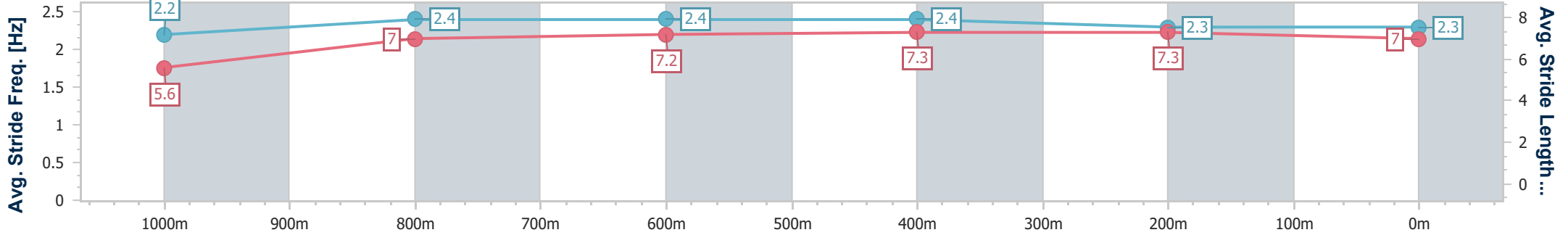
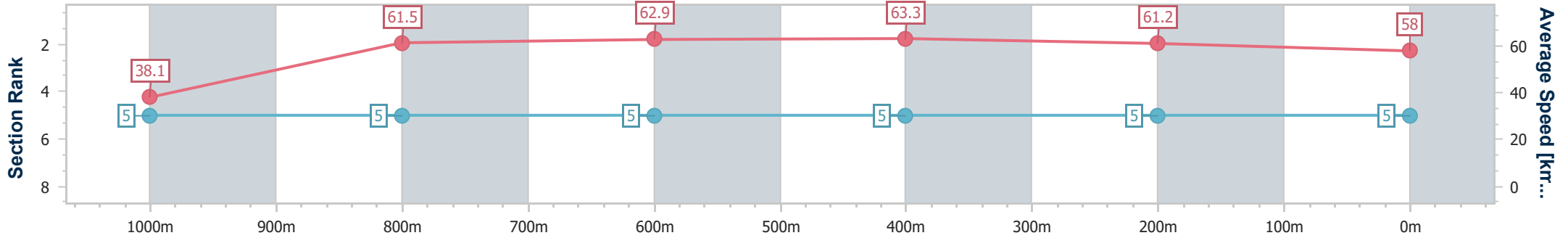
Rockhampton QLD Professional
 Race 1: Gala Industry Awards 7th September QTIS Two-Year-Old and Three-Year-Old Maiden Plate - 1050m



30 July 2024 - 13:22

Track Rating: Soft 5, Weather: Fine, Rail Position: +4.5m Entire

Section	Overall	1000m	800m	600m	400m	200m
Section Times	1:03.38 [5] (0:04.76)	0:58.62 [5] (0:11.56)	0:47.06 [5] (0:11.50)	0:35.56 [5] (0:11.39)	0:24.17 [5] (0:11.76)	0:12.41 [5] (0:12.41)
Average Speed [km/h]	38.1	61.5	62.9	63.3	61.2	58.0
Top Speed [km/h]	52.6	64.5	64.6	64.3	63.8	60.5
Avg. Dist. to Rail [m]	2.1	1.8	0.8	0.9	1.4	1.3
Avg. Stride Freq. [Hz]	2.2	2.4	2.4	2.4	2.3	2.3
Avg. Stride Length [m]	5.6	7.0	7.2	7.3	7.3	7.0



- [] Ranking at each section and finish
- .-.- No data available at this section
- NA No data available



Rockhampton QLD Professional

Race 2: TAB QTIS Three-Years-Old Maiden Handicap - 1300m

30 July 2024 - 13:57



Track Rating: Soft 5, Weather: Fine, Rail Position: +4.5m Entire

Section		Overall	1200m	1000m	800m	600m	400m	Last 600m				
Field Times		1:17.97 (0:07.59)	1:10.38 (0:11.30)	0:59.08 (0:12.16)	0:46.92 (0:11.80)	0:35.12 (0:11.14)	0:23.98 (0:11.54)	0:35.12				
Rank	TAB Horse/Jockey	Barrier	Top Speed [km/h]	Fastest Section	Distance Travelled [m]							
1	4 SILVERADO MISS Tahlia Fenlon	2	66.3 600m	0:07.68 Overall	1:17.97 [1] (0:07.68)	1:10.29 [2] (0:11.45)	0:58.84 [2] (0:11.92)	0:46.92 [1] (0:11.96)	0:34.96 [3] (0:11.10)	0:23.86 [2] (0:11.56)	0:34.96	
2	5 RIP UP RUBY Adrian Layt	5	66.4 600m	0:07.93 Overall	1:18.04 [2] (0:07.93)	1:10.11 [3] (0:11.35)	0:58.76 [3] (0:12.03)	0:46.73 [5] (0:11.86)	0:34.87 [5] (0:11.02)	0:23.85 [3] (0:11.34)	0:34.87	-2
3	6 BIKER Melea Castle	1	64.5 1200m	0:08.07 Overall	1:18.10 [3] (0:08.07)	1:10.03 [4] (0:11.29)	0:58.74 [4] (0:11.93)	0:46.81 [4] (0:11.81)	0:35.00 [4] (0:11.35)	0:23.65 [5] (0:11.53)	0:35.00	-6
4	2 DUKE OF LANCASTER Landan Sykes	4	65.6 600m	0:08.38 Overall	1:18.10 [4] (0:08.38)	1:09.72 [5] (0:11.20)	0:58.52 [5] (0:11.55)	0:46.97 [3] (0:11.72)	0:35.25 [1] (0:11.14)	0:24.11 [1] (0:11.59)	0:35.25	-1
5	7 OUR BERLINETTA Justin Stanley	6	65.1 600m	0:07.59 Overall	1:18.62 [5] (0:07.59)	1:11.03 [1] (0:11.30)	0:59.73 [1] (0:12.19)	0:47.54 [2] (0:11.82)	0:35.72 [2] (0:11.29)	0:24.43 [4] (0:11.70)	0:35.72	-8
6	1 BACK TO BLACK Ashley Butler	7	63.8 1000m	0:08.66 Overall	1:21.06 [6] (0:08.66)	1:12.40 [6] (0:11.76)	1:00.64 [6] (0:11.70)	0:48.94 [6] (0:12.34)	0:36.60 [6] (0:12.00)	0:24.60 [6] (0:11.93)	0:36.60	-2

Scratched: Russian Lad (#3)

[] Ranking at each section and finish
 -:-:- No data available at this section
 NA No data available

SCN Saddle cloth number
 DNF Did not finish
 DNT Did not track



Rockhampton QLD Professional

Race 2: TAB QTIS Three-Years-Old Maiden Handicap - 1300m

30 July 2024 - 13:57



Track Rating: Soft 5, Weather: Fine, Rail Position: +4.5m Entire

Section							200m			Last 600m
Field Times							0:12.44			0:35.12
Rank	TAB	Horse/Jockey	Barrier	Top Speed [km/h]	Fastest Section	Margin				Distance Travelled [m]
1	4	SILVERADO MISS Tahlia Fenlon	2	66.3 600m	0:07.68 Overall	0:12.30 [3] (0:12.30)	1:17.97		0:34.96	
2	5	RIP UP RUBY Adrian Layt	5	66.4 600m	0:07.93 Overall	0:12.51 [1] (0:12.51)	0.37L		0:34.87	-2
3	6	BIKER Melea Castle	1	64.5 1200m	0:08.07 Overall	0:12.12 [5] (0:12.12)	0.74L		0:35.00	-6
4	2	DUKE OF LANCASTER Landan Sykes	4	65.6 600m	0:08.38 Overall	0:12.52 [2] (0:12.52)	0.76L		0:35.25	-1
5	7	OUR BERLINETTA Justin Stanley	6	65.1 600m	0:07.59 Overall	0:12.73 [4] (0:12.73)	3.81L		0:35.72	-8
6	1	BACK TO BLACK Ashley Butler	7	63.8 1000m	0:08.66 Overall	0:12.67 [6] (0:12.67)	18.14L		0:36.60	-2

Scratched: Russian Lad (#3)

[] Ranking at each section and finish
 -:-:-:- No data available at this section
 NA No data available

SCN Saddle cloth number
 DNF Did not finish
 DNT Did not track



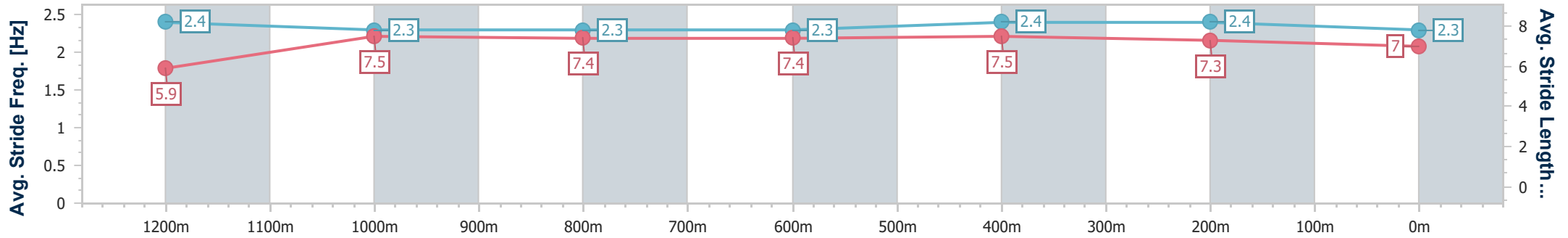
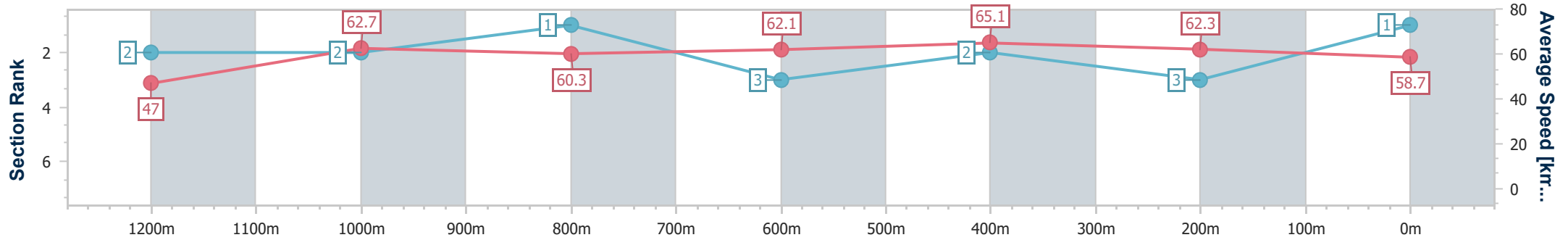
Horse/Jockey Name	Silverado Miss
Final Rank	1
Fastest Section Time (Section)	0:07.68 (Overall)
Top Speed [km/h] (Section)	66.3 (600m)
Race State	Finished



Rockhampton QLD Professional
 Race 2: TAB QTIS Three-Years-Old Maiden Handicap - 1300m
 30 July 2024 - 13:57
 Track Rating: Soft 5, Weather: Fine, Rail Position: +4.5m Entire



Section	Overall	1200m	1000m	800m	600m	400m	200m
Section Times	1:17.97 [1] (0:07.68)	1:10.29 [2] (0:11.45)	0:58.84 [2] (0:11.92)	0:46.92 [1] (0:11.96)	0:34.96 [3] (0:11.10)	0:23.86 [2] (0:11.56)	0:12.30 [3] (0:12.30)
Average Speed [km/h]	47.0	62.7	60.3	62.1	65.1	62.3	58.7
Top Speed [km/h]	61.3	63.8	62.3	63.9	66.3	65.3	60.4
Avg. Dist. to Rail [m]	1.8	1.1	0.7	4.0	4.9	3.8	2.9
Avg. Stride Freq. [Hz]	2.4	2.3	2.3	2.3	2.4	2.4	2.3
Avg. Stride Length [m]	5.9	7.5	7.4	7.4	7.5	7.3	7.0



- [] Ranking at each section and finish
- .-.- No data available at this section
- NA No data available



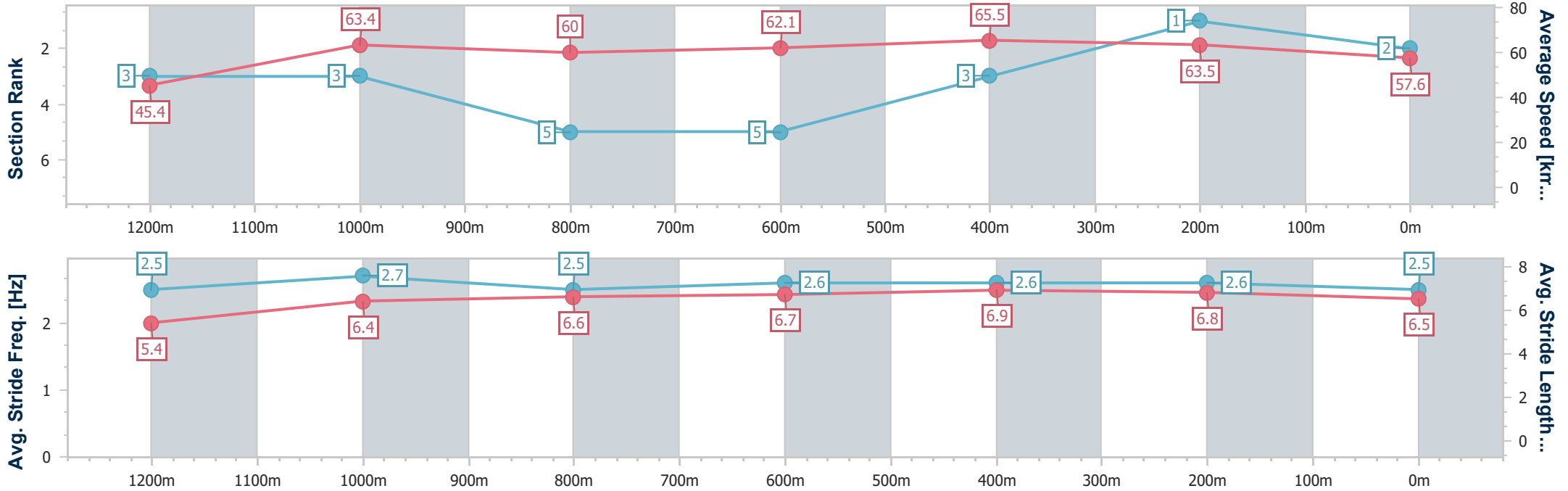
Horse/Jockey Name	Rip Up Ruby
Final Rank	2
Fastest Section Time (Section)	0:07.93 (Overall)
Top Speed [km/h] (Section)	66.4 (600m)
Race State	Finished



Rockhampton QLD Professional
 Race 2: TAB QTIS Three-Years-Old Maiden Handicap - 1300m
 30 July 2024 - 13:57
 Track Rating: Soft 5, Weather: Fine, Rail Position: +4.5m Entire



Section	Overall	1200m	1000m	800m	600m	400m	200m
Section Times	1:18.04 [2] (0:07.93)	1:10.11 [3] (0:11.35)	0:58.76 [3] (0:12.03)	0:46.73 [5] (0:11.86)	0:34.87 [5] (0:11.02)	0:23.85 [3] (0:11.34)	0:12.51 [1] (0:12.51)
Average Speed [km/h]	45.4	63.4	60.0	62.1	65.5	63.5	57.6
Top Speed [km/h]	60.7	65.5	62.8	63.8	66.4	66.2	61.6
Avg. Dist. to Rail [m]	2.7	0.7	0.5	2.8	4.5	4.8	4.5
Avg. Stride Freq. [Hz]	2.5	2.7	2.5	2.6	2.6	2.6	2.5
Avg. Stride Length [m]	5.4	6.4	6.6	6.7	6.9	6.8	6.5



- [] Ranking at each section and finish
- .-.- No data available at this section
- NA No data available



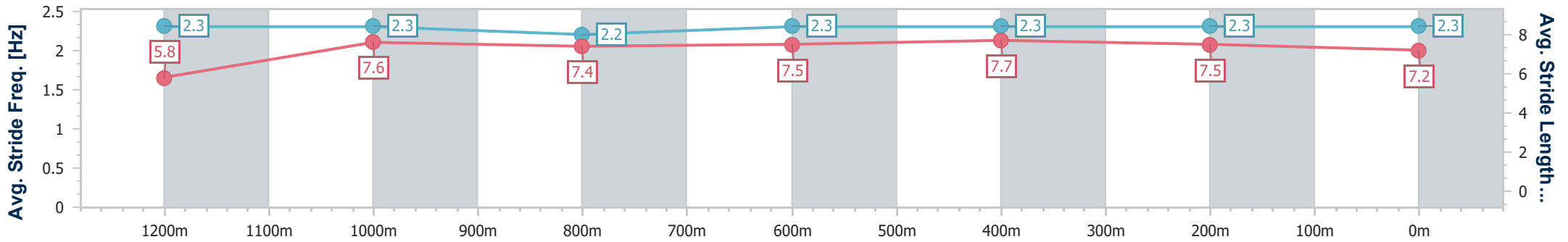
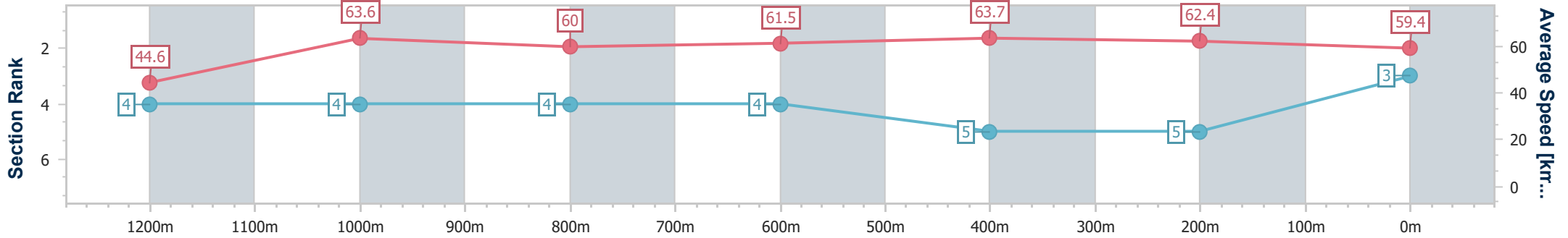
Horse/Jockey Name	Biker
Final Rank	3
Fastest Section Time (Section)	0:08.07 (Overall)
Top Speed [km/h] (Section)	64.5 (1200m)
Race State	Finished



Rockhampton QLD Professional
 Race 2: TAB QTIS Three-Years-Old Maiden Handicap - 1300m
 30 July 2024 - 13:57
 Track Rating: Soft 5, Weather: Fine, Rail Position: +4.5m Entire



Section	Overall	1200m	1000m	800m	600m	400m	200m
Section Times	1:18.10 [3] (0:08.07)	1:10.03 [4] (0:11.29)	0:58.74 [4] (0:11.93)	0:46.81 [4] (0:11.81)	0:35.00 [4] (0:11.35)	0:23.65 [5] (0:11.53)	0:12.12 [5] (0:12.12)
Average Speed [km/h]	44.6	63.6	60.0	61.5	63.7	62.4	59.4
Top Speed [km/h]	60.9	64.5	63.8	63.0	64.4	64.3	61.1
Avg. Dist. to Rail [m]	1.3	1.2	1.1	1.3	3.1	5.6	8.0
Avg. Stride Freq. [Hz]	2.3	2.3	2.2	2.3	2.3	2.3	2.3
Avg. Stride Length [m]	5.8	7.6	7.4	7.5	7.7	7.5	7.2



- [] Ranking at each section and finish
- .-.- No data available at this section
- NA No data available



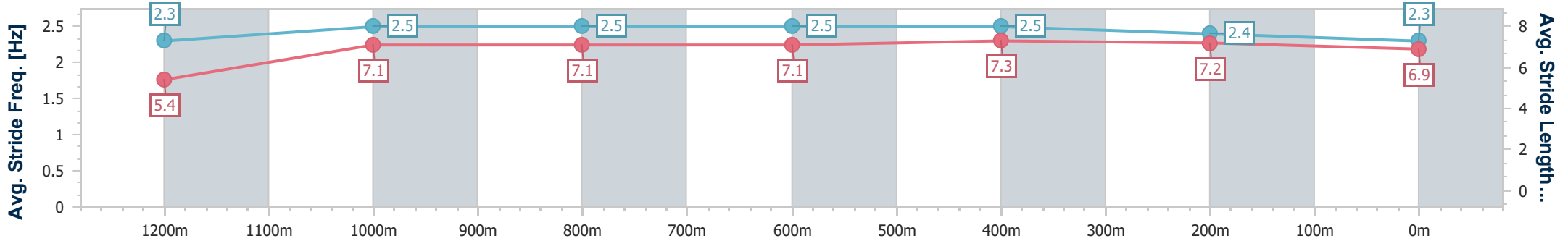
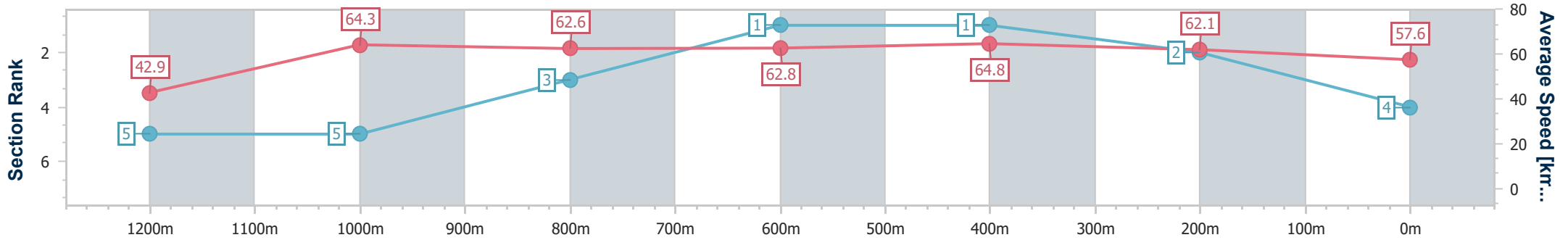
Horse/Jockey Name	Duke Of Lancaster
Final Rank	4
Fastest Section Time (Section)	0:08.38 (Overall)
Top Speed [km/h] (Section)	65.6 (600m)
Race State	Finished



Rockhampton QLD Professional
 Race 2: TAB QTIS Three-Years-Old Maiden Handicap - 1300m
 30 July 2024 - 13:57
 Track Rating: Soft 5, Weather: Fine, Rail Position: +4.5m Entire



Section	Overall	1200m	1000m	800m	600m	400m	200m
Section Times	1:18.10 [4] (0:08.38)	1:09.72 [5] (0:11.20)	0:58.52 [5] (0:11.55)	0:46.97 [3] (0:11.72)	0:35.25 [1] (0:11.14)	0:24.11 [1] (0:11.59)	0:12.52 [2]
Average Speed [km/h]	42.9	64.3	62.6	62.8	64.8	62.1	57.6
Top Speed [km/h]	61.2	65.2	64.7	63.6	65.6	65.2	59.6
Avg. Dist. to Rail [m]	2.4	0.3	0.7	2.8	5.2	6.3	5.5
Avg. Stride Freq. [Hz]	2.3	2.5	2.5	2.5	2.5	2.4	2.3
Avg. Stride Length [m]	5.4	7.1	7.1	7.1	7.3	7.2	6.9



- [] Ranking at each section and finish
- .-.- No data available at this section
- NA No data available



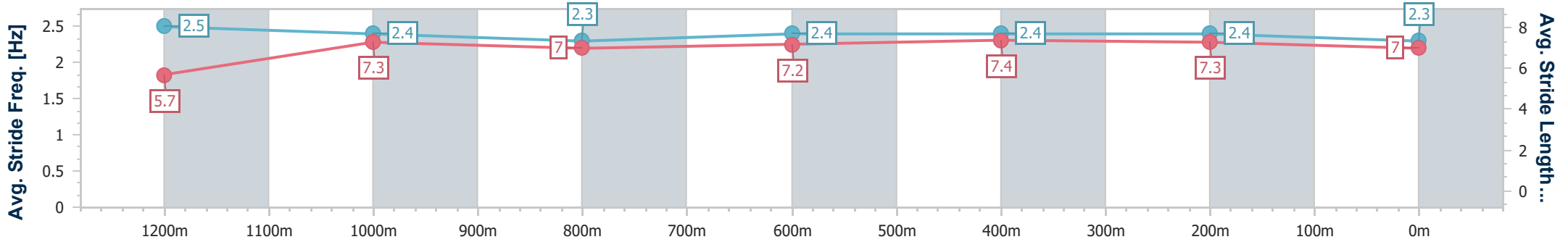
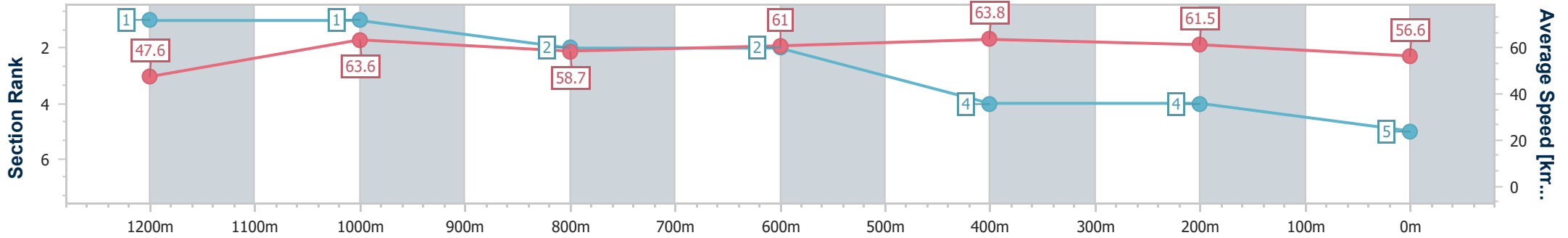
Horse/Jockey Name	Our Berlinetta
Final Rank	5
Fastest Section Time (Section)	0:07.59 (Overall)
Top Speed [km/h] (Section)	65.1 (600m)
Race State	Finished



Rockhampton QLD Professional
 Race 2: TAB QTIS Three-Years-Old Maiden Handicap - 1300m
 30 July 2024 - 13:57
 Track Rating: Soft 5, Weather: Fine, Rail Position: +4.5m Entire



Section	Overall	1200m	1000m	800m	600m	400m	200m
Section Times	1:18.62 [5] (0:07.59)	1:11.03 [1] (0:11.30)	0:59.73 [1] (0:12.19)	0:47.54 [2] (0:11.82)	0:35.72 [2] (0:11.29)	0:24.43 [4] (0:11.70)	0:12.73 [4] (0:12.73)
Average Speed [km/h]	47.6	63.6	58.7	61.0	63.8	61.5	56.6
Top Speed [km/h]	64.0	64.8	61.0	62.3	65.1	64.2	60.2
Avg. Dist. to Rail [m]	4.8	0.6	0.8	0.2	0.5	1.0	1.5
Avg. Stride Freq. [Hz]	2.5	2.4	2.3	2.4	2.4	2.4	2.3
Avg. Stride Length [m]	5.7	7.3	7.0	7.2	7.4	7.3	7.0





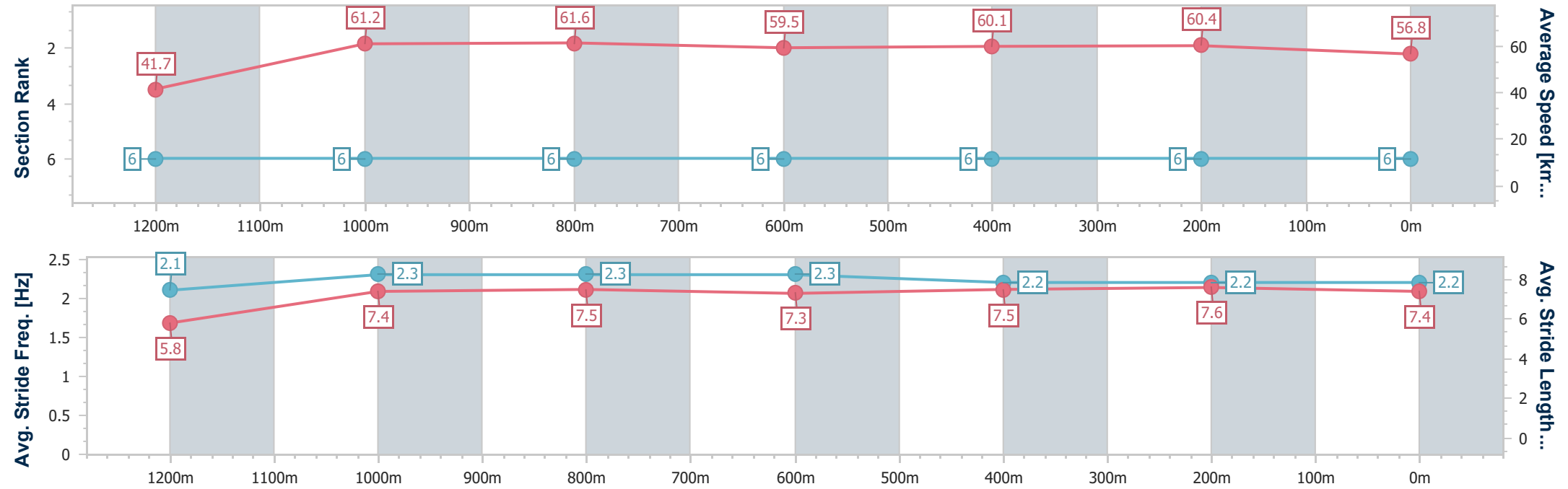
Horse/Jockey Name	Back To Black
Final Rank	6
Fastest Section Time (Section)	0:08.66 (Overall)
Top Speed [km/h] (Section)	63.8 (1000m)
Race State	Finished



Rockhampton QLD Professional
 Race 2: TAB QTIS Three-Years-Old Maiden Handicap - 1300m
 30 July 2024 - 13:57
 Track Rating: Soft 5, Weather: Fine, Rail Position: +4.5m Entire



Section	Overall	1200m	1000m	800m	600m	400m	200m
Section Times	1:21.06 [6] (0:08.66)	1:12.40 [6] (0:11.76)	1:00.64 [6] (0:11.70)	0:48.94 [6] (0:12.34)	0:36.60 [6] (0:12.00)	0:24.60 [6] (0:11.93)	0:12.67 [6] (0:12.67)
Average Speed [km/h]	41.7	61.2	61.6	59.5	60.1	60.4	56.8
Top Speed [km/h]	56.7	63.5	63.8	61.2	61.0	61.3	60.1
Avg. Dist. to Rail [m]	4.9	0.3	0.6	2.7	2.9	3.0	3.7
Avg. Stride Freq. [Hz]	2.1	2.3	2.3	2.3	2.2	2.2	2.2
Avg. Stride Length [m]	5.8	7.4	7.5	7.3	7.5	7.6	7.4



- [] Ranking at each section and finish
- .-.- No data available at this section
- NA No data available



Rockhampton QLD Professional

Race 3: Empire Apartment Hotel Maiden Handicap - 1500m

30 July 2024 - 14:34



Track Rating: Soft 5, Weather: Fine, Rail Position: +4.5m Entire

Section		Overall	1400m	1200m	1000m	800m	600m	400m	Last 600m				
Field Times		1:30.76 (0:07.72)	1:23.04 (0:10.77)	1:12.27 (0:11.51)	1:00.76 (0:12.10)	0:48.66 (0:12.52)	0:36.14 (0:11.64)	0:24.50 (0:11.84)	0:36.14				
Rank	TAB Horse/Jockey	Barrier	Top Speed [km/h]	Fastest Section									Distance Travelled [m]
1	4 TOUCHOFCLASS Melea Castle	7	68.7 1400m	0:07.72 Overall	1:30.76 [1] (0:07.72)	1:23.04 [1] (0:10.77)	1:12.27 [1] (0:11.51)	1:00.76 [1] (0:12.10)	0:48.66 [1] (0:12.52)	0:36.14 [1] (0:11.64)	0:24.50 [1] (0:11.84)	0:36.14	
2	6 SIRENE Tahlia Fenlon	2	65.7 1400m	0:07.74 Overall	1:30.90 [2] (0:07.74)	1:23.16 [2] (0:11.22)	1:11.94 [4] (0:11.61)	1:00.33 [4] (0:12.14)	0:48.19 [6] (0:12.41)	0:35.78 [6] (0:11.70)	0:24.08 [5] (0:11.73)	0:35.78	-3
3	5 MR GREY Warwick Satherley	9	65.7 1200m	0:07.86 Overall	1:30.93 [3] (0:07.86)	1:23.07 [5] (0:11.22)	1:11.85 [5] (0:11.51)	1:00.34 [5] (0:11.97)	0:48.37 [4] (0:12.31)	0:36.06 [4] (0:11.67)	0:24.39 [2] (0:11.80)	0:36.06	+4
4	1 BOLD ROUGE Adrian Layt	1	65.6 1400m	0:08.01 Overall	1:31.04 [4] (0:08.01)	1:23.03 [6] (0:11.27)	1:11.76 [7] (0:11.64)	1:00.12 [7] (0:12.01)	0:48.11 [7] (0:12.44)	0:35.67 [7] (0:11.67)	0:24.00 [7] (0:11.76)	0:35.67	-2
5	2 DAWSON DROVER Justin Stanley	6	66.4 1400m	0:08.08 Overall	1:31.09 [5] (0:08.08)	1:23.01 [7] (0:11.03)	1:11.98 [6] (0:11.49)	1:00.49 [6] (0:12.09)	0:48.40 [5] (0:12.42)	0:35.98 [5] (0:11.77)	0:24.21 [6] (0:11.83)	0:35.98	+3
6	9 HADMYTIME Landan Sykes	4	66.1 1400m	0:07.79 Overall	1:31.69 [6] (0:07.79)	1:23.90 [3] (0:11.11)	1:12.79 [3] (0:11.54)	1:01.25 [3] (0:11.93)	0:49.32 [2] (0:12.33)	0:36.99 [2] (0:11.88)	0:25.11 [3] (0:12.11)	0:36.99	-4
7	8 PORTOLA Tasha Chambers	5	65.1 1400m	0:08.24 Overall	1:31.92 [7] (0:08.24)	1:23.68 [8] (0:11.27)	1:12.41 [8] (0:11.48)	1:00.93 [8] (0:12.06)	0:48.87 [8] (0:12.37)	0:36.50 [8] (0:11.84)	0:24.66 [8] (0:11.99)	0:36.50	+3
8	3 HE'LL HAVACHAT Shania Willis	8	65.8 1400m	0:08.46 Overall	1:32.13 [8] (0:08.46)	1:23.67 [9] (0:11.35)	1:12.32 [9] (0:11.39)	1:00.93 [9] (0:11.98)	0:48.95 [9] (0:12.62)	0:36.33 [9] (0:11.56)	0:24.77 [9] (0:11.91)	0:36.33	+1
9	7 JUKE BOX JIMMY Chris Whiteley	3	67.2 1400m	0:07.85 Overall	1:32.32 [9] (0:07.85)	1:24.47 [4] (0:10.89)	1:13.58 [2] (0:11.57)	1:02.01 [2] (0:12.12)	0:49.89 [3] (0:12.42)	0:37.47 [3] (0:11.77)	0:25.70 [4] (0:12.19)	0:37.47	-1

[] Ranking at each section and finish
 -:-:- No data available at this section
 NA No data available

SCN Saddle cloth number
 DNF Did not finish
 DNT Did not track



Rockhampton QLD Professional

Race 3: Empire Apartment Hotel Maiden Handicap - 1500m

30 July 2024 - 14:34



Track Rating: Soft 5, Weather: Fine, Rail Position: +4.5m Entire

Section				200m				Last 600m	
Field Times				0:12.66 (0:12.66)				0:36.14	
Rank	TAB	Horse/Jockey	Barrier	Top Speed [km/h]	Fastest Section	Margin			Distance Travelled [m]
1	4	TOUCHOFCLASS Melea Castle	7	68.7 1400m	0:07.72 Overall	0:12.66 [1] (0:12.66)	1:30.76		0:36.14
2	6	SIRENE Tahlia Fenlon	2	65.7 1400m	0:07.74 Overall	0:12.35 [3] (0:12.35)	0.84L		0:35.78 -3
3	5	MR GREY Warwick Satherley	9	65.7 1200m	0:07.86 Overall	0:12.59 [2] (0:12.59)	1.03L		0:36.06 +4
4	1	BOLD ROUGE Adrian Layt	1	65.6 1400m	0:08.01 Overall	0:12.24 [6] (0:12.24)	1.65L		0:35.67 -2
5	2	DAWSON DROVER Justin Stanley	6	66.4 1400m	0:08.08 Overall	0:12.38 [5] (0:12.38)	1.97L		0:35.98 +3
6	9	HADMYTIME Landan Sykes	4	66.1 1400m	0:07.79 Overall	0:13.00 [4] (0:13.00)	5.45L		0:36.99 -4
7	8	PORTOLA Tasha Chambers	5	65.1 1400m	0:08.24 Overall	0:12.67 [8] (0:12.67)	6.85L		0:36.50 +3
8	3	HE'LL HAVACHAT Shania Willis	8	65.8 1400m	0:08.46 Overall	0:12.86 [9] (0:12.86)	8.05L		0:36.33 +1
9	7	JUKE BOX JIMMY Chris Whiteley	3	67.2 1400m	0:07.85 Overall	0:13.51 [7] (0:13.51)	9.2L		0:37.47 -1



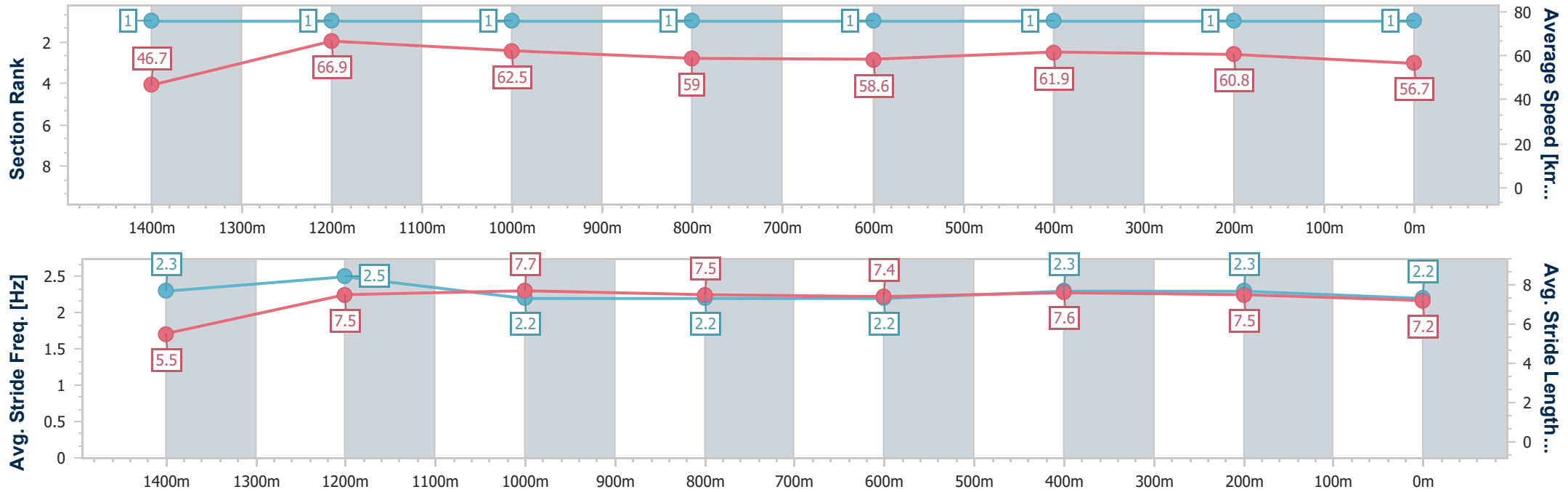
Horse/Jockey Name	Touchofclass
Final Rank	1
Fastest Section Time (Section)	0:07.72 (Overall)
Top Speed [km/h] (Section)	68.7 (1400m)
Race State	Finished



Rockhampton QLD Professional
 Race 3: Empire Apartment Hotel Maiden Handicap - 1500m
 30 July 2024 - 14:34
 Track Rating: Soft 5, Weather: Fine, Rail Position: +4.5m Entire



Section	Overall	1400m	1200m	1000m	800m	600m	400m	200m
Section Times	1:30.76 [1] (0:07.72)	1:23.04 [1] (0:10.77)	1:12.27 [1] (0:11.51)	1:00.76 [1] (0:12.10)	0:48.66 [1] (0:12.52)	0:36.14 [1] (0:11.64)	0:24.50 [1] (0:11.84)	0:12.66 [1] (0:12.66)
Average Speed [km/h]	46.7	66.9	62.5	59.0	58.6	61.9	60.8	56.7
Top Speed [km/h]	63.3	68.7	65.7	60.5	59.7	63.1	62.7	59.6
Avg. Dist. to Rail [m]	7.2	2.8	1.8	1.4	2.2	2.3	2.6	3.2
Avg. Stride Freq. [Hz]	2.3	2.5	2.2	2.2	2.2	2.3	2.3	2.2
Avg. Stride Length [m]	5.5	7.5	7.7	7.5	7.4	7.6	7.5	7.2



- [] Ranking at each section and finish
- .-.- No data available at this section
- NA No data available



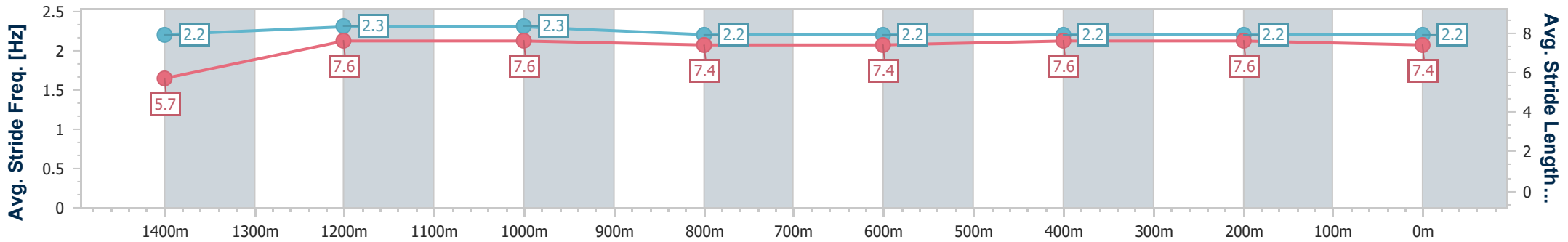
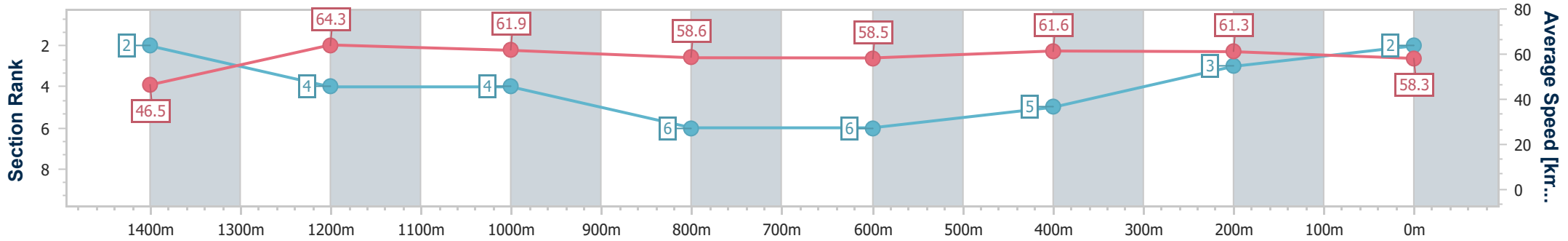
Horse/Jockey Name	Sirene
Final Rank	2
Fastest Section Time (Section)	0:07.74 (Overall)
Top Speed [km/h] (Section)	65.7 (1400m)
Race State	Finished



Rockhampton QLD Professional
 Race 3: Empire Apartment Hotel Maiden Handicap - 1500m
 30 July 2024 - 14:34
 Track Rating: Soft 5, Weather: Fine, Rail Position: +4.5m Entire



Section	Overall	1400m	1200m	1000m	800m	600m	400m	200m
Section Times	1:30.90 [2] (0:07.74)	1:23.16 [2] (0:11.22)	1:11.94 [4] (0:11.61)	1:00.33 [4] (0:12.14)	0:48.19 [6] (0:12.41)	0:35.78 [6] (0:11.70)	0:24.08 [5] (0:11.73)	0:12.35 [3] (0:12.35)
Average Speed [km/h]	46.5	64.3	61.9	58.6	58.5	61.6	61.3	58.3
Top Speed [km/h]	60.4	65.7	64.3	60.8	61.7	62.4	62.0	60.5
Avg. Dist. to Rail [m]	2.5	1.0	1.5	1.8	1.2	2.7	4.8	5.7
Avg. Stride Freq. [Hz]	2.2	2.3	2.3	2.2	2.2	2.2	2.2	2.2
Avg. Stride Length [m]	5.7	7.6	7.6	7.4	7.4	7.6	7.6	7.4



- [] Ranking at each section and finish
- .-.- No data available at this section
- NA No data available



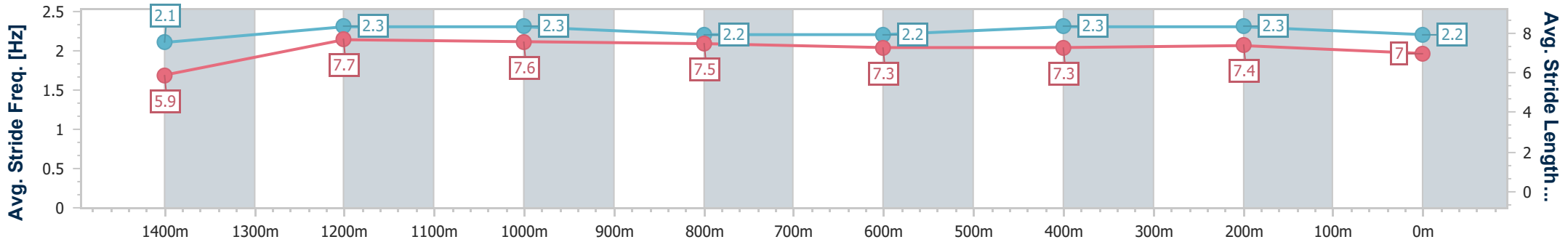
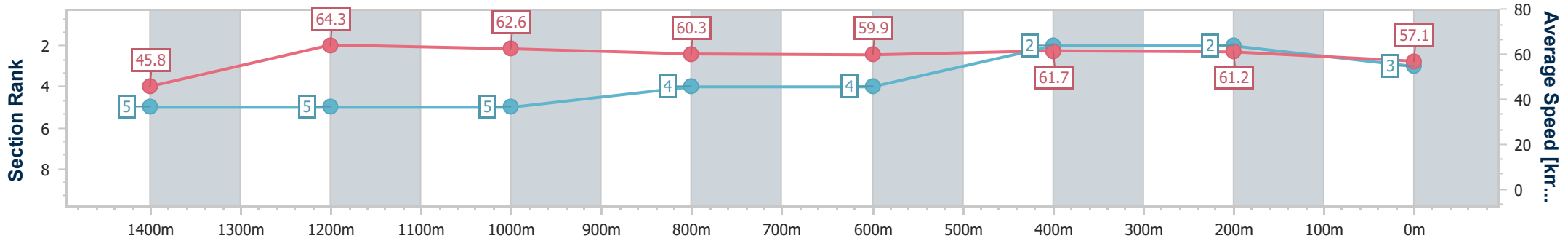
Horse/Jockey Name	Mr Grey
Final Rank	3
Fastest Section Time (Section)	0:07.86 (Overall)
Top Speed [km/h] (Section)	65.7 (1200m)
Race State	Finished



Rockhampton QLD Professional
 Race 3: Empire Apartment Hotel Maiden Handicap - 1500m
 30 July 2024 - 14:34
 Track Rating: Soft 5, Weather: Fine, Rail Position: +4.5m Entire



Section	Overall	1400m	1200m	1000m	800m	600m	400m	200m
Section Times	1:30.93 [3] (0:07.86)	1:23.07 [5] (0:11.22)	1:11.85 [5] (0:11.51)	1:00.34 [5] (0:11.97)	0:48.37 [4] (0:12.31)	0:36.06 [4] (0:11.67)	0:24.39 [2] (0:11.80)	0:12.59 [2] (0:12.59)
Average Speed [km/h]	45.8	64.3	62.6	60.3	59.9	61.7	61.2	57.1
Top Speed [km/h]	61.6	65.7	65.7	61.5	61.4	62.5	62.4	59.2
Avg. Dist. to Rail [m]	8.1	2.4	0.5	0.5	2.9	4.3	4.7	4.6
Avg. Stride Freq. [Hz]	2.1	2.3	2.3	2.2	2.2	2.3	2.3	2.2
Avg. Stride Length [m]	5.9	7.7	7.6	7.5	7.3	7.3	7.4	7.0



- [] Ranking at each section and finish
- .-.- No data available at this section
- NA No data available



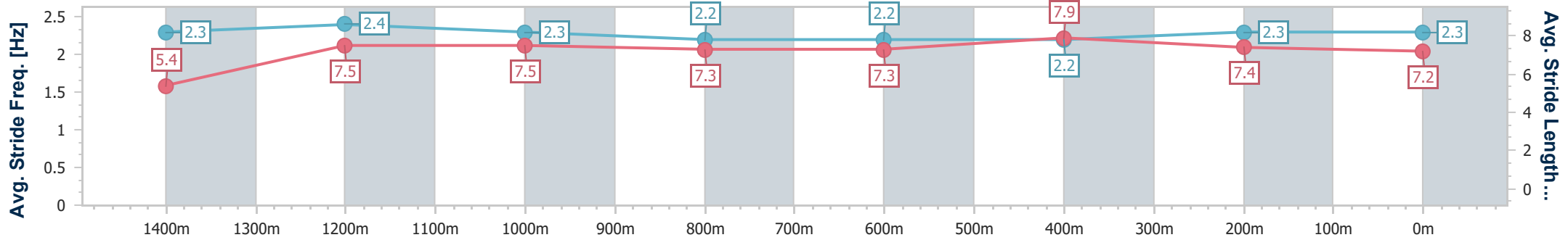
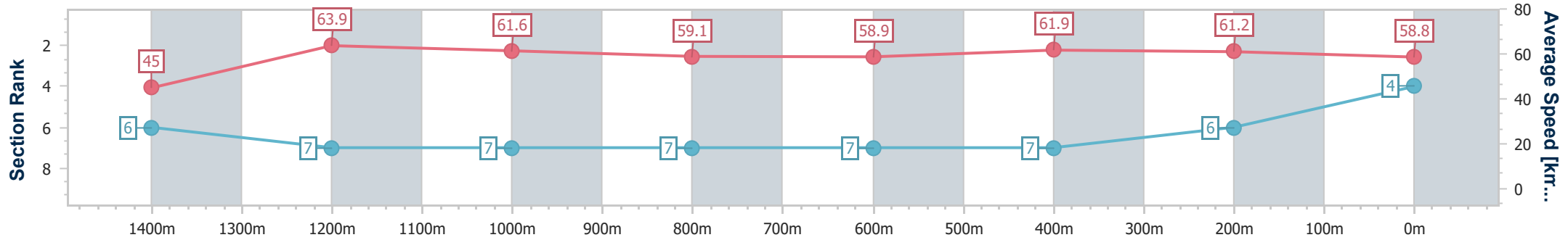
Horse/Jockey Name	Bold Rouge
Final Rank	4
Fastest Section Time (Section)	0:08.01 (Overall)
Top Speed [km/h] (Section)	65.6 (1400m)
Race State	Finished



Rockhampton QLD Professional
 Race 3: Empire Apartment Hotel Maiden Handicap - 1500m
 30 July 2024 - 14:34
 Track Rating: Soft 5, Weather: Fine, Rail Position: +4.5m Entire



Section	Overall	1400m	1200m	1000m	800m	600m	400m	200m
Section Times	1:31.04 [4] (0:08.01)	1:23.03 [6] (0:11.27)	1:11.76 [7] (0:11.64)	1:00.12 [7] (0:12.01)	0:48.11 [7] (0:12.44)	0:35.67 [7] (0:11.67)	0:24.00 [7] (0:11.76)	0:12.24 [6] (0:12.24)
Average Speed [km/h]	45.0	63.9	61.6	59.1	58.9	61.9	61.2	58.8
Top Speed [km/h]	60.9	65.6	63.8	61.9	60.5	63.0	62.6	60.3
Avg. Dist. to Rail [m]	1.2	1.6	2.7	2.5	2.2	4.4	4.6	6.0
Avg. Stride Freq. [Hz]	2.3	2.4	2.3	2.2	2.2	2.2	2.3	2.3
Avg. Stride Length [m]	5.4	7.5	7.5	7.3	7.3	7.9	7.4	7.2



- [] Ranking at each section and finish
- .-.- No data available at this section
- NA No data available



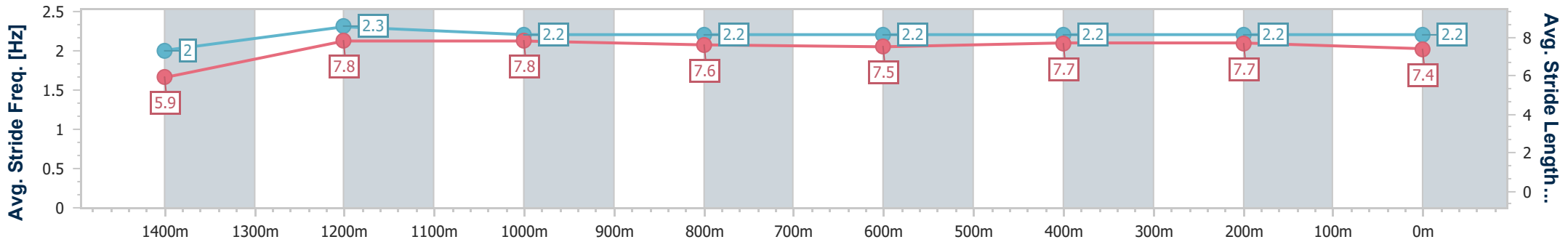
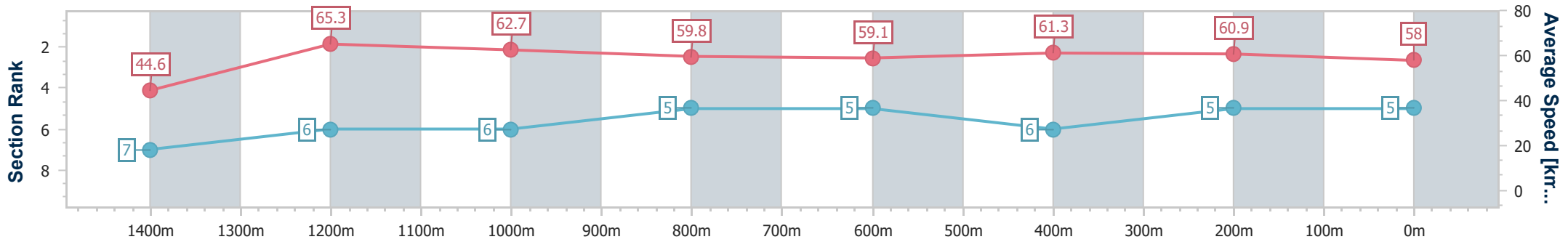
Horse/Jockey Name	Dawson Drover
Final Rank	5
Fastest Section Time (Section)	0:08.08 (Overall)
Top Speed [km/h] (Section)	66.4 (1400m)
Race State	Finished



Rockhampton QLD Professional
 Race 3: Empire Apartment Hotel Maiden Handicap - 1500m
 30 July 2024 - 14:34
 Track Rating: Soft 5, Weather: Fine, Rail Position: +4.5m Entire



Section	Overall	1400m	1200m	1000m	800m	600m	400m	200m
Section Times	1:31.09 [5] (0:08.08)	1:23.01 [7] (0:11.03)	1:11.98 [6] (0:11.49)	1:00.49 [6] (0:12.09)	0:48.40 [5] (0:12.42)	0:35.98 [5] (0:11.77)	0:24.21 [6] (0:11.83)	0:12.38 [5] (0:12.38)
Average Speed [km/h]	44.6	65.3	62.7	59.8	59.1	61.3	60.9	58.0
Top Speed [km/h]	61.1	66.4	65.3	61.9	60.2	62.5	62.1	60.5
Avg. Dist. to Rail [m]	6.0	0.6	0.2	0.7	2.3	3.1	5.6	6.8
Avg. Stride Freq. [Hz]	2.0	2.3	2.2	2.2	2.2	2.2	2.2	2.2
Avg. Stride Length [m]	5.9	7.8	7.8	7.6	7.5	7.7	7.7	7.4



- [] Ranking at each section and finish
- .-.- No data available at this section
- NA No data available



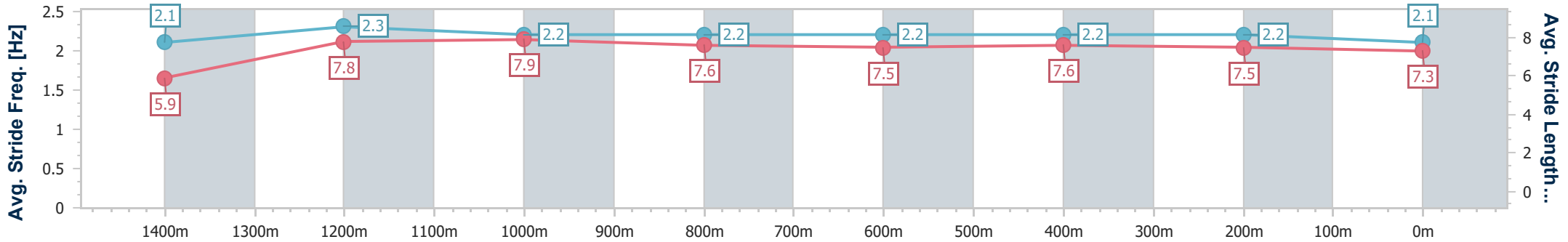
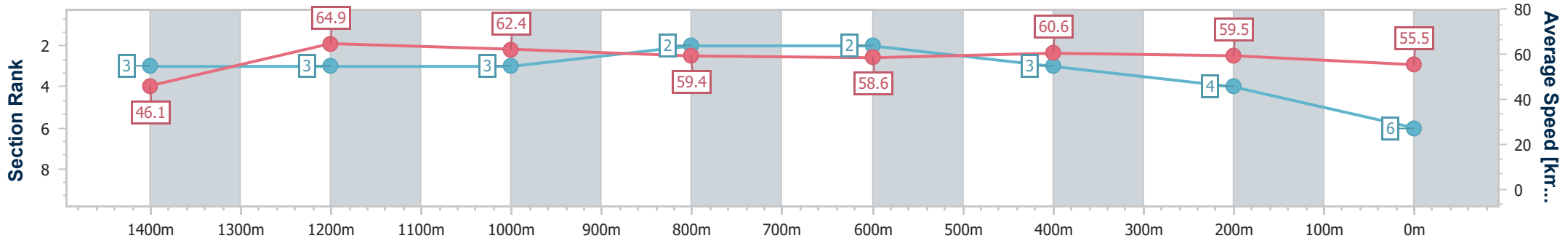
Horse/Jockey Name	Hadmytime
Final Rank	6
Fastest Section Time (Section)	0:07.79 (Overall)
Top Speed [km/h] (Section)	66.1 (1400m)
Race State	Finished



Rockhampton QLD Professional
 Race 3: Empire Apartment Hotel Maiden Handicap - 1500m
 30 July 2024 - 14:34
 Track Rating: Soft 5, Weather: Fine, Rail Position: +4.5m Entire



Section	Overall	1400m	1200m	1000m	800m	600m	400m	200m
Section Times	1:31.69 [6] (0:07.79)	1:23.90 [3] (0:11.11)	1:12.79 [3] (0:11.54)	1:01.25 [3] (0:11.93)	0:49.32 [2] (0:12.33)	0:36.99 [2] (0:11.88)	0:25.11 [3] (0:12.11)	0:13.00 [4] (0:13.00)
Average Speed [km/h]	46.1	64.9	62.4	59.4	58.6	60.6	59.5	55.5
Top Speed [km/h]	62.5	66.1	64.0	60.9	60.0	61.5	60.8	57.6
Avg. Dist. to Rail [m]	4.2	1.5	0.6	2.2	1.1	2.4	3.1	3.8
Avg. Stride Freq. [Hz]	2.1	2.3	2.2	2.2	2.2	2.2	2.2	2.1
Avg. Stride Length [m]	5.9	7.8	7.9	7.6	7.5	7.6	7.5	7.3



- [] Ranking at each section and finish
- .-.- No data available at this section
- NA No data available



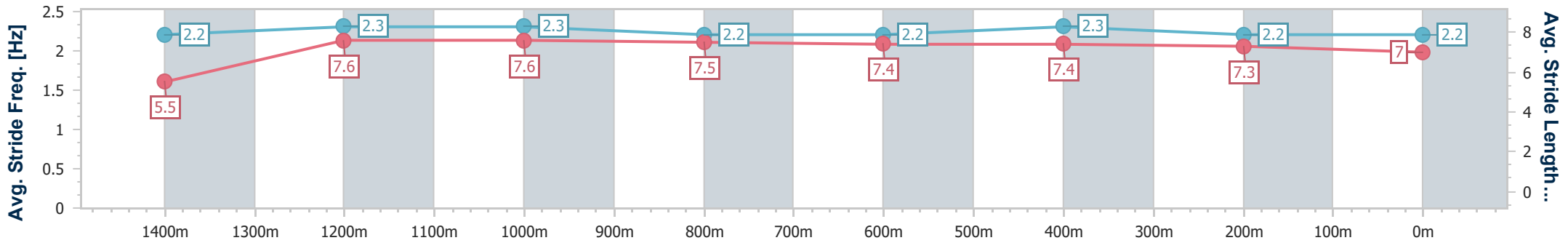
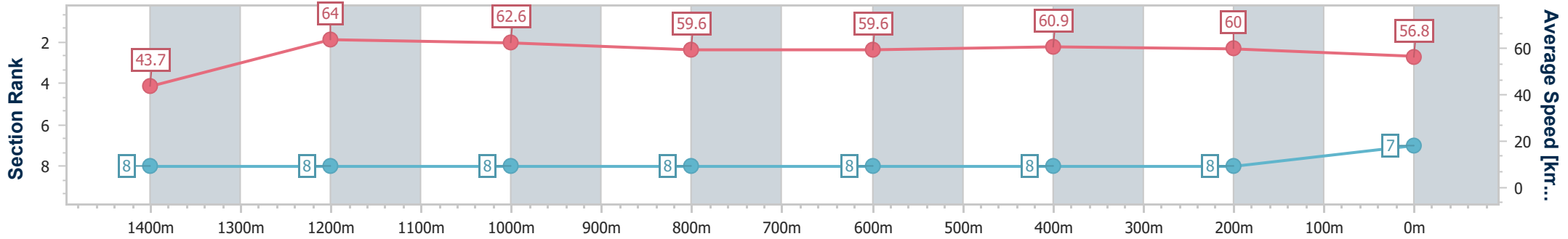
Horse/Jockey Name	Portola
Final Rank	7
Fastest Section Time (Section)	0:08.24 (Overall)
Top Speed [km/h] (Section)	65.1 (1400m)
Race State	Finished



Rockhampton QLD Professional
 Race 3: Empire Apartment Hotel Maiden Handicap - 1500m
 30 July 2024 - 14:34
 Track Rating: Soft 5, Weather: Fine, Rail Position: +4.5m Entire



Section	Overall	1400m	1200m	1000m	800m	600m	400m	200m
Section Times	1:31.92 [7] (0:08.24)	1:23.68 [8] (0:11.27)	1:12.41 [8] (0:11.48)	1:00.93 [8] (0:12.06)	0:48.87 [8] (0:12.37)	0:36.50 [8] (0:11.84)	0:24.66 [8] (0:11.99)	0:12.67 [8] (0:12.67)
Average Speed [km/h]	43.7	64.0	62.6	59.6	59.6	60.9	60.0	56.8
Top Speed [km/h]	60.0	65.1	64.1	62.1	60.6	61.4	61.4	58.8
Avg. Dist. to Rail [m]	4.6	1.1	0.9	0.6	2.7	5.2	6.1	6.4
Avg. Stride Freq. [Hz]	2.2	2.3	2.3	2.2	2.2	2.3	2.2	2.2
Avg. Stride Length [m]	5.5	7.6	7.6	7.5	7.4	7.4	7.3	7.0



- [] Ranking at each section and finish
- .-.- No data available at this section
- NA No data available



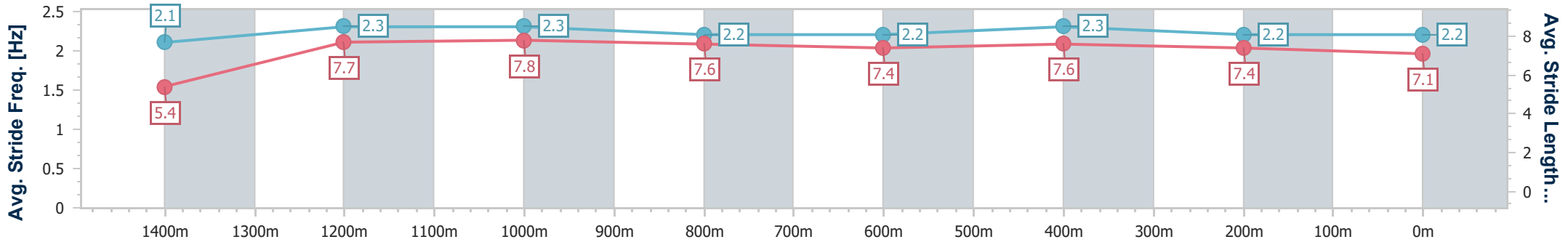
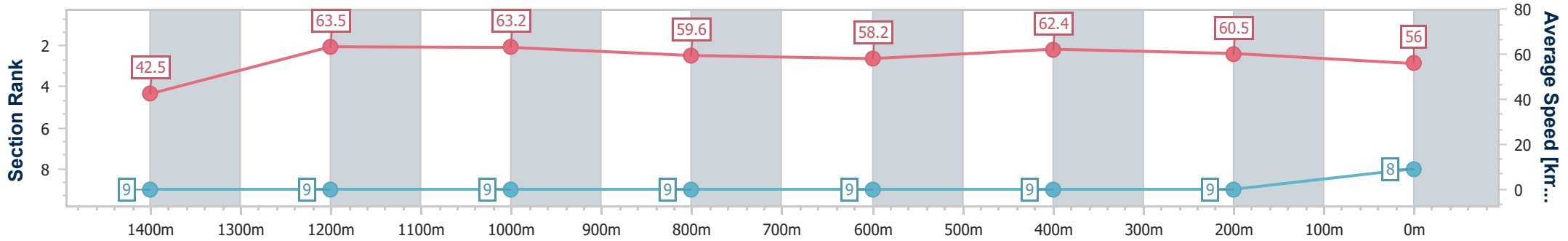
Horse/Jockey Name	He'll Havachat
Final Rank	8
Fastest Section Time (Section)	0:08.46 (Overall)
Top Speed [km/h] (Section)	65.8 (1400m)
Race State	Finished



Rockhampton QLD Professional
 Race 3: Empire Apartment Hotel Maiden Handicap - 1500m
 30 July 2024 - 14:34
 Track Rating: Soft 5, Weather: Fine, Rail Position: +4.5m Entire



Section	Overall	1400m	1200m	1000m	800m	600m	400m	200m
Section Times	1:32.13 [8] (0:08.46)	1:23.67 [9] (0:11.35)	1:12.32 [9] (0:11.39)	1:00.93 [9] (0:11.98)	0:48.95 [9] (0:12.62)	0:36.33 [9] (0:11.56)	0:24.77 [9] (0:11.91)	0:12.86 [9] (0:12.86)
Average Speed [km/h]	42.5	63.5	63.2	59.6	58.2	62.4	60.5	56.0
Top Speed [km/h]	59.2	65.8	64.6	62.5	60.7	63.0	62.8	58.3
Avg. Dist. to Rail [m]	7.5	2.2	1.0	1.4	2.8	2.5	3.9	5.1
Avg. Stride Freq. [Hz]	2.1	2.3	2.3	2.2	2.2	2.3	2.2	2.2
Avg. Stride Length [m]	5.4	7.7	7.8	7.6	7.4	7.6	7.4	7.1



- [] Ranking at each section and finish
- .-.- No data available at this section
- NA No data available



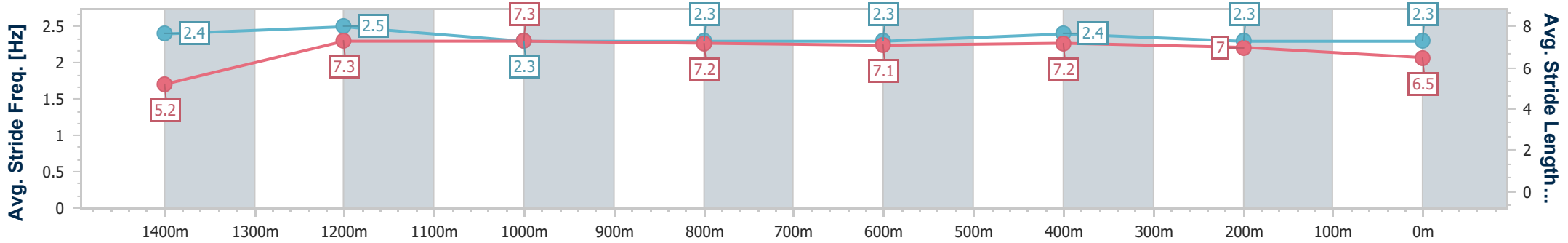
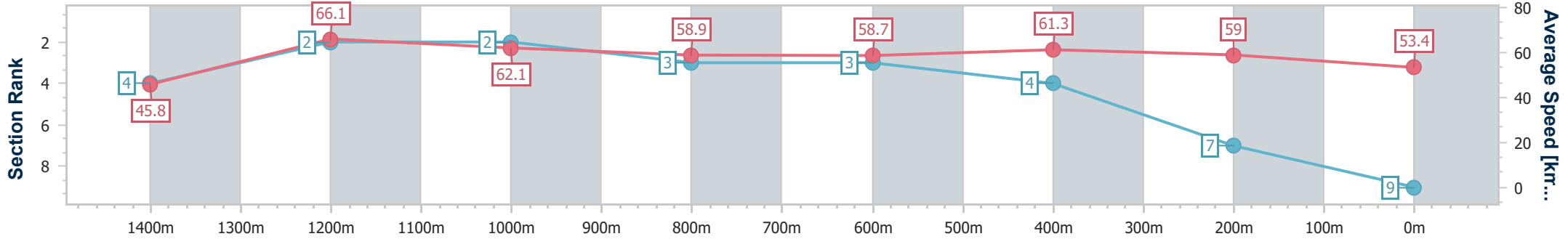
Horse/Jockey Name	Juke Box Jimmy
Final Rank	9
Fastest Section Time (Section)	0:07.85 (Overall)
Top Speed [km/h] (Section)	67.2 (1400m)
Race State	Finished



Rockhampton QLD Professional
 Race 3: Empire Apartment Hotel Maiden Handicap - 1500m
 30 July 2024 - 14:34
 Track Rating: Soft 5, Weather: Fine, Rail Position: +4.5m Entire



Section	Overall	1400m	1200m	1000m	800m	600m	400m	200m
Section Times	1:32.32 [9] (0:07.85)	1:24.47 [4] (0:10.89)	1:13.58 [2] (0:11.57)	1:02.01 [2] (0:12.12)	0:49.89 [3] (0:12.42)	0:37.47 [3] (0:11.77)	0:25.70 [4] (0:12.19)	0:13.51 [7]
Average Speed [km/h]	45.8	66.1	62.1	58.9	58.7	61.3	59.0	53.4
Top Speed [km/h]	62.1	67.2	65.8	61.2	60.5	62.6	61.1	57.2
Avg. Dist. to Rail [m]	3.0	1.3	1.5	1.7	1.7	3.0	2.5	3.0
Avg. Stride Freq. [Hz]	2.4	2.5	2.3	2.3	2.3	2.4	2.3	2.3
Avg. Stride Length [m]	5.2	7.3	7.3	7.2	7.1	7.2	7.0	6.5



- [] Ranking at each section and finish
- .-.- No data available at this section
- NA No data available



Rockhampton QLD Professional

Race 4: Great Northern BM60 Handicap - 1050m

30 July 2024 - 15:12



Track Rating: Soft 5, Weather: Fine, Rail Position: +4.5m Entire

Section													Last 600m	
Field Times		Overall	1000m	800m	600m	400m	200m						0:33.44	
		1:00.78 (0:04.42)	0:56.36 (0:11.50)	0:44.86 (0:11.42)	0:33.44 (0:10.72)	0:22.72 (0:11.02)	0:11.70 (0:11.70)							
Rank	TAB	Horse/Jockey	Barrier	Top Speed [km/h]	Fastest Section								Margin	Distance Travelled [m]
1	1	BENCOOLEN Ashley Butler	1	68.9 400m	0:04.63 Overall	1:00.78 [1] (0:04.63)	0:56.15 [4] (0:11.55)	0:44.60 [3] (0:11.50)	0:33.10 [3] (0:10.74)	0:22.36 [3] (0:10.68)	0:11.68 [2] (0:11.68)	1:00.78	0:33.10	
2	5	BUSH DIAMOND Justin Stanley	9	68.0 600m	0:04.54 Overall	1:01.22 [2] (0:04.54)	0:56.68 [3] (0:11.72)	0:44.96 [4] (0:11.55)	0:33.41 [4] (0:10.80)	0:22.61 [4] (0:10.81)	0:11.80 [4] (0:11.80)	2.61L	0:33.41	+6
3	6	THE LAST SAGA Warwick Satherley	6	67.4 600m	0:04.77 Overall	1:01.27 [3] (0:04.77)	0:56.50 [6] (0:11.85)	0:44.65 [6] (0:11.38)	0:33.27 [5] (0:10.82)	0:22.45 [5] (0:10.92)	0:11.53 [5] (0:11.53)	2.9L	0:33.27	+6
4	7	WHOSHOTTHEMAGICIAN Justin Huxtable	2	69.0 600m	0:04.42 Overall	1:01.55 [4] (0:04.42)	0:57.13 [1] (0:11.50)	0:45.63 [1] (0:11.42)	0:34.21 [1] (0:10.72)	0:23.49 [1] (0:11.02)	0:12.47 [1] (0:12.47)	4.56L	0:34.21	+0
5	3	RUBUNKAR Adrian Layt	3	68.2 600m	0:04.53 Overall	1:01.72 [5] (0:04.53)	0:57.19 [2] (0:11.40)	0:45.79 [2] (0:11.46)	0:34.33 [2] (0:10.84)	0:23.49 [2] (0:11.05)	0:12.44 [3] (0:12.44)	5.53L	0:34.33	+3
6	2	BUNDYANDCOKE Landan Sykes	8	67.7 600m	0:04.93 Overall	1:01.82 [6] (0:04.93)	0:56.89 [7] (0:12.03)	0:44.86 [7] (0:11.42)	0:33.44 [7] (0:10.97)	0:22.47 [7] (0:10.88)	0:11.59 [7] (0:11.59)	6.17L	0:33.44	+7
7	8	RAGMAN Chris Whiteley	4	66.7 600m	0:04.67 Overall	1:01.85 [7] (0:04.67)	0:57.18 [5] (0:11.91)	0:45.27 [5] (0:11.51)	0:33.76 [6] (0:10.98)	0:22.78 [6] (0:11.02)	0:11.76 [6] (0:11.76)	6.31L	0:33.76	+2

Scratched: Flaming Homer (#9), Harvesta (#4)

[] Ranking at each section and finish
 -:-:- No data available at this section
 NA No data available

SCN Saddle cloth number
 DNF Did not finish
 DNT Did not track



Horse/Jockey Name	Bencoolen
Final Rank	1
Fastest Section Time (Section)	0:04.63 (Overall)
Top Speed [km/h] (Section)	68.9 (400m)
Race State	Finished



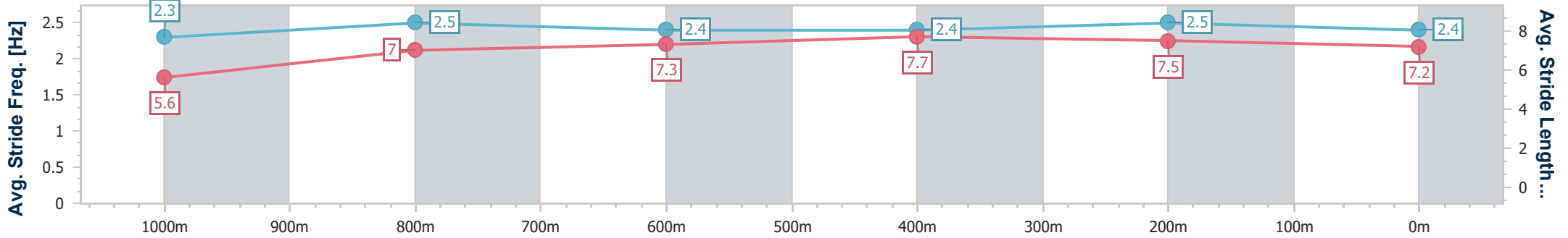
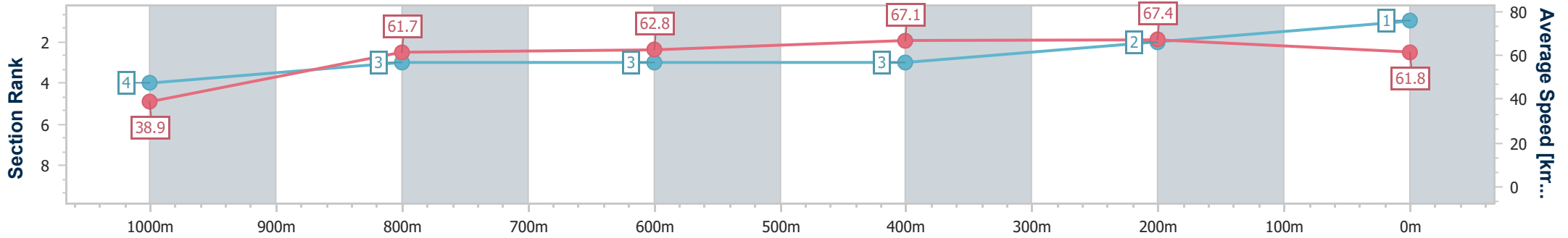
Rockhampton QLD Professional
Race 4: Great Northern BM60 Handicap - 1050m



30 July 2024 - 15:12

Track Rating: Soft 5, Weather: Fine, Rail Position: +4.5m Entire

Section	Overall	1000m	800m	600m	400m	200m
Section Times	1:00.78 [1] (0:04.63)	0:56.15 [4] (0:11.55)	0:44.60 [3] (0:11.50)	0:33.10 [3] (0:10.74)	0:22.36 [3] (0:10.68)	0:11.68 [2] (0:11.68)
Average Speed [km/h]	38.9	61.7	62.8	67.1	67.4	61.8
Top Speed [km/h]	55.4	63.8	64.4	68.8	68.9	66.1
Avg. Dist. to Rail [m]	1.2	1.5	0.5	3.2	4.5	3.5
Avg. Stride Freq. [Hz]	2.3	2.5	2.4	2.4	2.5	2.4
Avg. Stride Length [m]	5.6	7.0	7.3	7.7	7.5	7.2



- [] Ranking at each section and finish
- .-.- No data available at this section
- NA No data available



Horse/Jockey Name	Bush Diamond
Final Rank	2
Fastest Section Time (Section)	0:04.54 (Overall)
Top Speed [km/h] (Section)	68.0 (600m)
Race State	Finished



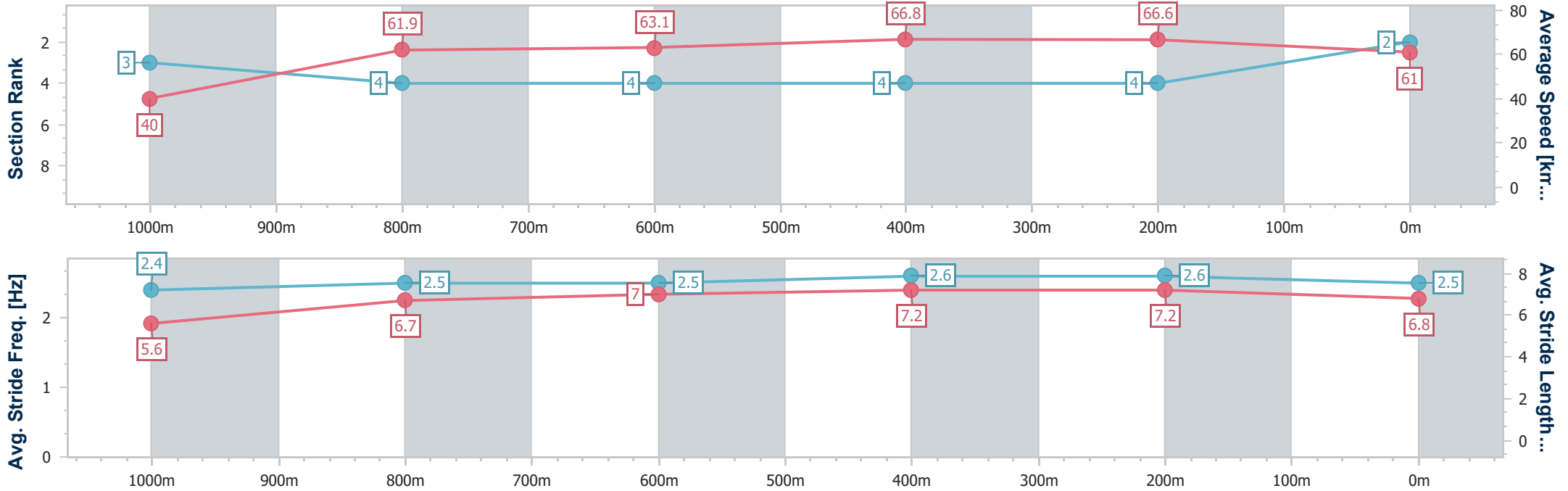
Rockhampton QLD Professional
Race 4: Great Northern BM60 Handicap - 1050m



30 July 2024 - 15:12

Track Rating: Soft 5, Weather: Fine, Rail Position: +4.5m Entire

Section	Overall	1000m	800m	600m	400m	200m
Section Times	1:01.22 [2] (0:04.54)	0:56.68 [3] (0:11.72)	0:44.96 [4] (0:11.55)	0:33.41 [4] (0:10.80)	0:22.61 [4] (0:10.81)	0:11.80 [4] (0:11.80)
Average Speed [km/h]	40.0	61.9	63.1	66.8	66.6	61.0
Top Speed [km/h]	54.2	64.2	65.1	68.0	67.9	64.6
Avg. Dist. to Rail [m]	8.1	1.5	1.7	2.7	4.4	5.4
Avg. Stride Freq. [Hz]	2.4	2.5	2.5	2.6	2.6	2.5
Avg. Stride Length [m]	5.6	6.7	7.0	7.2	7.2	6.8



- [] Ranking at each section and finish
- .-.- No data available at this section
- NA No data available



Horse/Jockey Name	The Last Saga
Final Rank	3
Fastest Section Time (Section)	0:04.77 (Overall)
Top Speed [km/h] (Section)	67.4 (600m)
Race State	Finished



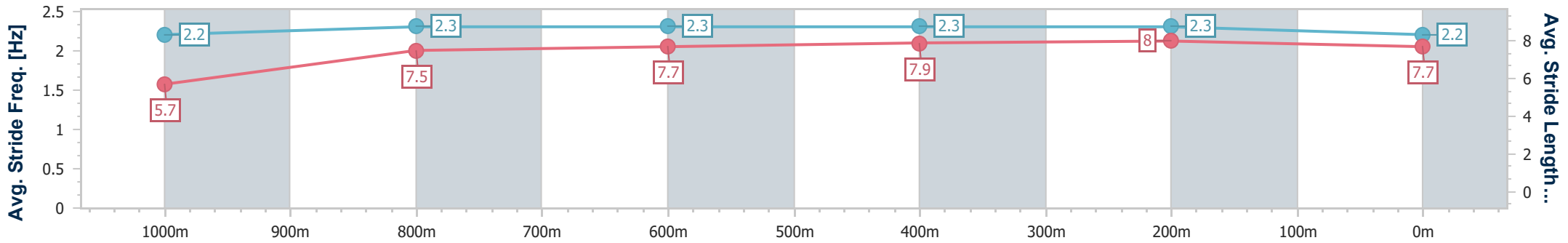
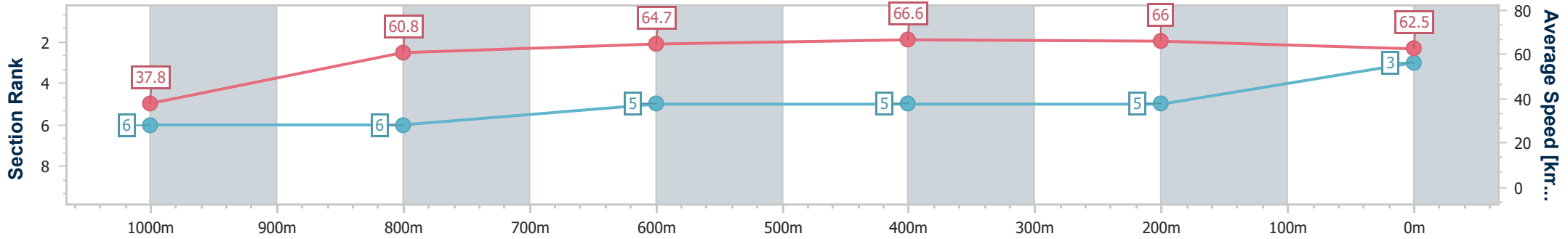
Rockhampton QLD Professional
Race 4: Great Northern BM60 Handicap - 1050m

30 July 2024 - 15:12

Track Rating: Soft 5, Weather: Fine, Rail Position: +4.5m Entire



Section	Overall	1000m	800m	600m	400m	200m
Section Times	1:01.27 [3] (0:04.77)	0:56.50 [6] (0:11.85)	0:44.65 [6] (0:11.38)	0:33.27 [5] (0:10.82)	0:22.45 [5] (0:10.92)	0:11.53 [5] (0:11.53)
Average Speed [km/h]	37.8	60.8	64.7	66.6	66.0	62.5
Top Speed [km/h]	52.6	66.4	66.4	67.4	67.1	64.7
Avg. Dist. to Rail [m]	6.5	0.8	2.5	4.7	5.4	6.2
Avg. Stride Freq. [Hz]	2.2	2.3	2.3	2.3	2.3	2.2
Avg. Stride Length [m]	5.7	7.5	7.7	7.9	8.0	7.7



- [] Ranking at each section and finish
- .-.- No data available at this section
- NA No data available



Horse/Jockey Name	Whoshotthemagician
Final Rank	4
Fastest Section Time (Section)	0:04.42 (Overall)
Top Speed [km/h] (Section)	69.0 (600m)
Race State	Finished

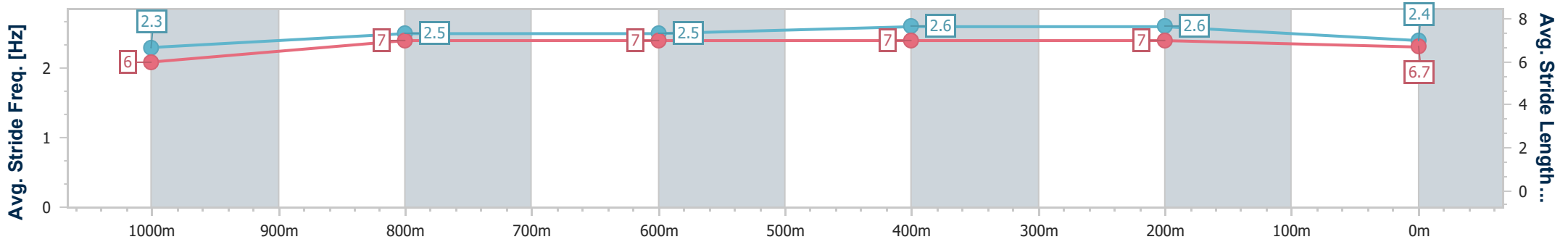
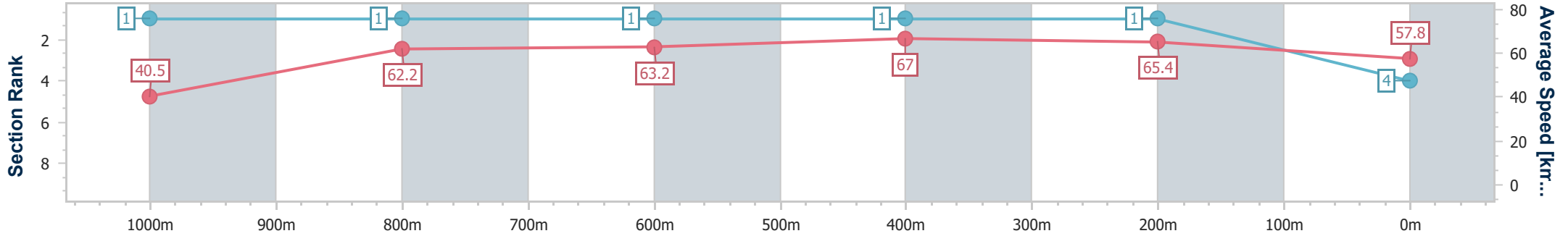


Rockhampton QLD Professional
 Race 4: Great Northern BM60 Handicap - 1050m
 30 July 2024 - 15:12



Track Rating: Soft 5, Weather: Fine, Rail Position: +4.5m Entire

Section	Overall	1000m	800m	600m	400m	200m
Section Times	1:01.55 [4] (0:04.42)	0:57.13 [1] (0:11.50)	0:45.63 [1] (0:11.42)	0:34.21 [1] (0:10.72)	0:23.49 [1] (0:11.02)	0:12.47 [1] (0:12.47)
Average Speed [km/h]	40.5	62.2	63.2	67.0	65.4	57.8
Top Speed [km/h]	55.5	63.7	63.7	69.0	68.4	62.7
Avg. Dist. to Rail [m]	3.1	1.0	0.4	0.7	1.3	0.5
Avg. Stride Freq. [Hz]	2.3	2.5	2.5	2.6	2.6	2.4
Avg. Stride Length [m]	6.0	7.0	7.0	7.0	7.0	6.7



- [] Ranking at each section and finish
- .-.- No data available at this section
- NA No data available



Horse/Jockey Name	Rubunkar
Final Rank	5
Fastest Section Time (Section)	0:04.53 (Overall)
Top Speed [km/h] (Section)	68.2 (600m)
Race State	Finished



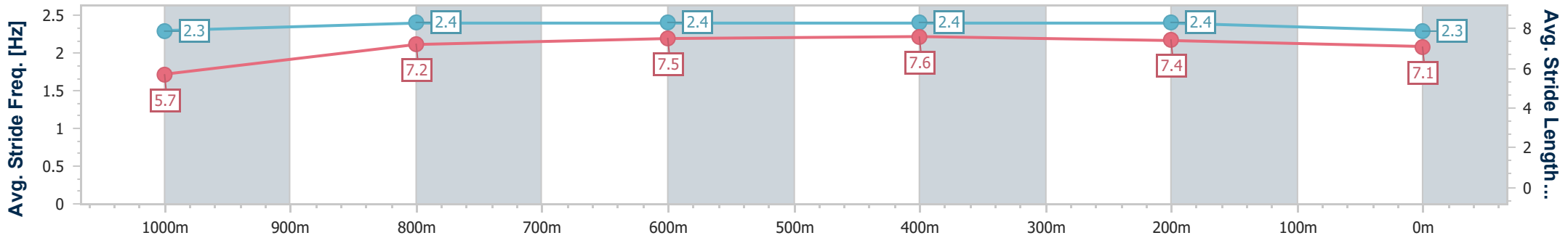
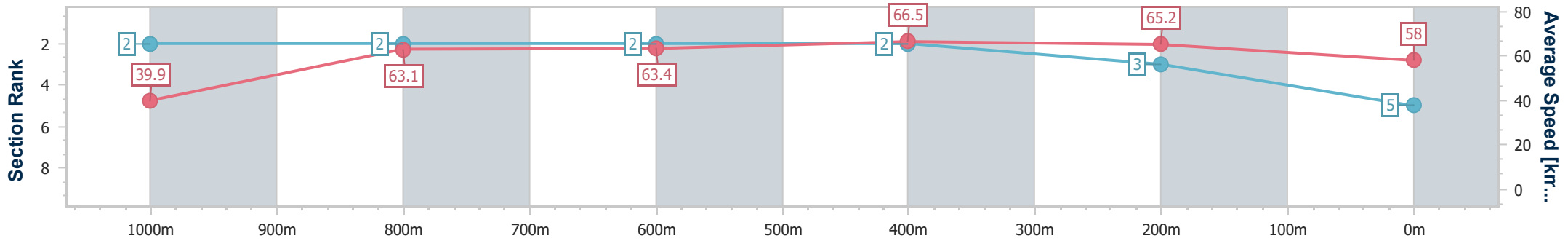
Rockhampton QLD Professional
Race 4: Great Northern BM60 Handicap - 1050m



30 July 2024 - 15:12

Track Rating: Soft 5, Weather: Fine, Rail Position: +4.5m Entire

Section	Overall	1000m	800m	600m	400m	200m
Section Times	1:01.72 [5] (0:04.53)	0:57.19 [2] (0:11.40)	0:45.79 [2] (0:11.46)	0:34.33 [2] (0:10.84)	0:23.49 [2] (0:11.05)	0:12.44 [3] (0:12.44)
Average Speed [km/h]	39.9	63.1	63.4	66.5	65.2	58.0
Top Speed [km/h]	57.4	65.5	65.6	68.2	67.6	61.8
Avg. Dist. to Rail [m]	3.7	0.6	1.3	3.3	3.8	3.9
Avg. Stride Freq. [Hz]	2.3	2.4	2.4	2.4	2.4	2.3
Avg. Stride Length [m]	5.7	7.2	7.5	7.6	7.4	7.1



- [] Ranking at each section and finish
- .-.- No data available at this section
- NA No data available



Horse/Jockey Name	Bundyandcoke
Final Rank	6
Fastest Section Time (Section)	0:04.93 (Overall)
Top Speed [km/h] (Section)	67.7 (600m)
Race State	Finished



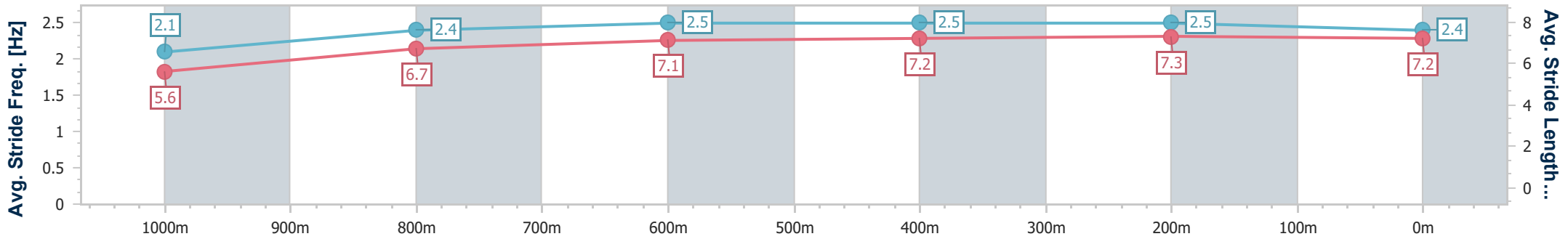
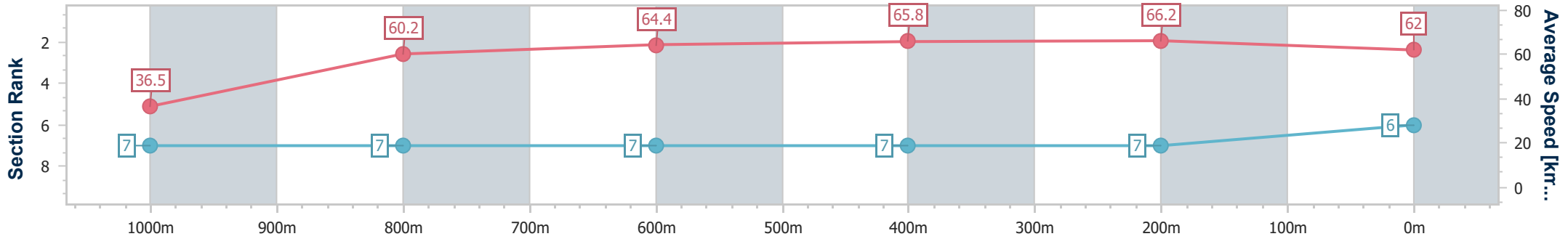
Rockhampton QLD Professional
Race 4: Great Northern BM60 Handicap - 1050m

30 July 2024 - 15:12

Track Rating: Soft 5, Weather: Fine, Rail Position: +4.5m Entire



Section	Overall	1000m	800m	600m	400m	200m
Section Times	1:01.82 [6] (0:04.93)	0:56.89 [7] (0:12.03)	0:44.86 [7] (0:11.42)	0:33.44 [7] (0:10.97)	0:22.47 [7] (0:10.88)	0:11.59 [7] (0:11.59)
Average Speed [km/h]	36.5	60.2	64.4	65.8	66.2	62.0
Top Speed [km/h]	49.5	64.7	65.0	67.7	66.8	65.0
Avg. Dist. to Rail [m]	7.6	1.5	2.6	6.6	8.4	7.4
Avg. Stride Freq. [Hz]	2.1	2.4	2.5	2.5	2.5	2.4
Avg. Stride Length [m]	5.6	6.7	7.1	7.2	7.3	7.2



- [] Ranking at each section and finish
- .-.- No data available at this section
- NA No data available



Horse/Jockey Name	Ragman
Final Rank	7
Fastest Section Time (Section)	0:04.67 (Overall)
Top Speed [km/h] (Section)	66.7 (600m)
Race State	Finished



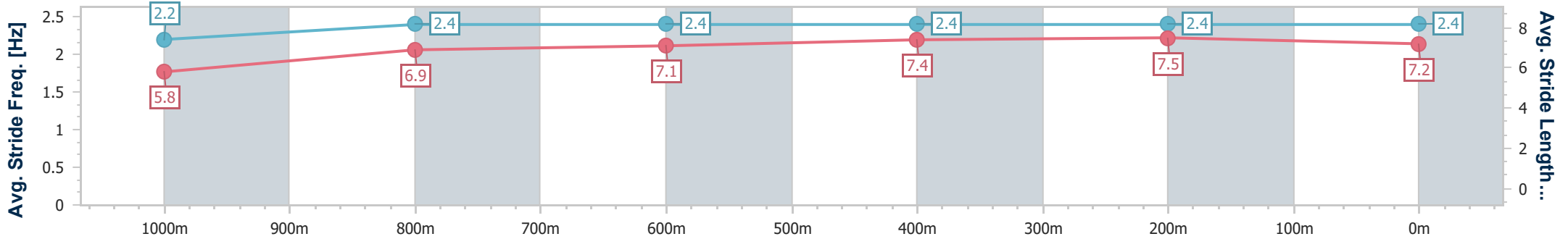
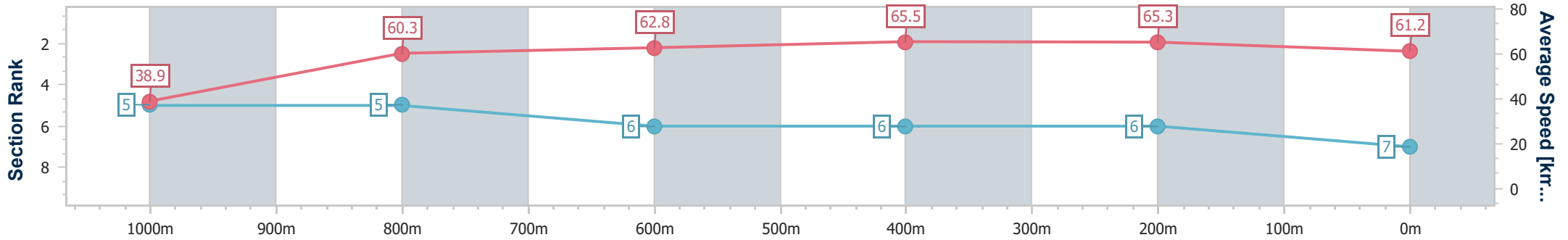
Rockhampton QLD Professional
Race 4: Great Northern BM60 Handicap - 1050m



30 July 2024 - 15:12

Track Rating: Soft 5, Weather: Fine, Rail Position: +4.5m Entire

Section	Overall	1000m	800m	600m	400m	200m
Section Times	1:01.85 [7] (0:04.67)	0:57.18 [5] (0:11.91)	0:45.27 [5] (0:11.51)	0:33.76 [6] (0:10.98)	0:22.78 [6] (0:11.02)	0:11.76 [6] (0:11.76)
Average Speed [km/h]	38.9	60.3	62.8	65.5	65.3	61.2
Top Speed [km/h]	53.9	63.3	65.1	66.7	66.7	64.9
Avg. Dist. to Rail [m]	5.9	1.0	0.8	0.6	1.9	2.1
Avg. Stride Freq. [Hz]	2.2	2.4	2.4	2.4	2.4	2.4
Avg. Stride Length [m]	5.8	6.9	7.1	7.4	7.5	7.2



- [] Ranking at each section and finish
- .-.- No data available at this section
- NA No data available



Rockhampton QLD Professional

Race 5: Thomos Betta Home Living BM65 Handicap - 1500m

30 July 2024 - 15:47



Track Rating: Soft 5, Weather: Fine, Rail Position: +4.5m Entire

Section														
Field Times	Overall	1400m	1200m	1000m	800m	600m	400m	Last 600m						
	1:29.68 (0:07.70)	1:21.98 (0:11.50)	1:10.48 (0:11.61)	0:58.87 (0:11.70)	0:47.17 (0:11.97)	0:35.20 (0:11.40)	0:23.80 (0:11.55)	0:35.20						
Rank	TAB	Horse/Jockey	Barrier	Top Speed [km/h]	Fastest Section									Distance Travelled [m]
1	4	PEPPERDINE Ashley Butler	3	65.0 600m	0:07.86 Overall	1:29.68 [1] (0:07.86)	1:21.82 [4] (0:11.60)	1:10.22 [3] (0:11.47)	0:58.75 [2] (0:11.73)	0:47.02 [2] (0:11.92)	0:35.10 [2] (0:11.30)	0:23.80 [1] (0:11.55)	0:35.10	
2	5	MURRAJONG ROAD Shania Willis	6	64.8 600m	0:07.71 Overall	1:30.14 [2] (0:07.71)	1:22.43 [2] (0:11.59)	1:10.84 [2] (0:11.68)	0:59.16 [3] (0:11.69)	0:47.47 [3] (0:11.98)	0:35.49 [3] (0:11.49)	0:24.00 [3] (0:11.47)	0:35.49	+2
3	8	STREET GLORY Tahlia Fenlon	8	64.2 600m	0:07.70 Overall	1:30.28 [3] (0:07.70)	1:22.58 [1] (0:11.50)	1:11.08 [1] (0:11.61)	0:59.47 [1] (0:11.70)	0:47.77 [1] (0:11.97)	0:35.80 [1] (0:11.51)	0:24.29 [2] (0:11.72)	0:35.80	-1
4	3	MOCAMBO Justin Stanley	9	65.1 600m	0:08.17 Overall	1:30.42 [4] (0:08.17)	1:22.25 [9] (0:11.83)	1:10.42 [9] (0:11.66)	0:58.76 [8] (0:11.76)	0:47.00 [8] (0:11.69)	0:35.31 [8] (0:11.24)	0:24.07 [5] (0:11.52)	0:35.31	+1
5	10	COCO CUBER Warwick Satherley	7	64.6 600m	0:08.12 Overall	1:30.49 [5] (0:08.12)	1:22.37 [8] (0:11.81)	1:10.56 [8] (0:11.78)	0:58.78 [9] (0:11.78)	0:47.00 [9] (0:11.82)	0:35.18 [9] (0:11.30)	0:23.88 [9] (0:11.60)	0:35.18	+4
6	6	ALEACO Chris Whiteley	10	66.1 600m	0:07.91 Overall	1:30.53 [6] (0:07.91)	1:22.62 [6] (0:11.83)	1:10.79 [6] (0:11.69)	0:59.10 [7] (0:11.75)	0:47.35 [7] (0:11.93)	0:35.42 [7] (0:11.15)	0:24.27 [4] (0:11.55)	0:35.42	+5
7	7	LEICA BITA FUN Melea Castle	4	64.4 600m	0:07.81 Overall	1:30.84 [7] (0:07.81)	1:23.03 [3] (0:11.68)	1:11.35 [5] (0:11.69)	0:59.66 [5] (0:11.73)	0:47.93 [4] (0:12.06)	0:35.87 [6] (0:11.41)	0:24.46 [7] (0:11.75)	0:35.87	+4
8	9	BOLD SPLENDOR Adrian Layt	1	63.9 600m	0:08.03 Overall	1:31.01 [8] (0:08.03)	1:22.98 [7] (0:11.74)	1:11.24 [7] (0:11.59)	0:59.65 [6] (0:11.71)	0:47.94 [6] (0:11.86)	0:36.08 [5] (0:11.45)	0:24.63 [6] (0:11.71)	0:36.08	-1
9	1	TRICKY BEANS Nikki Olzard	5	63.8 1400m	0:07.88 Overall	1:31.84 [9] (0:07.88)	1:23.96 [5] (0:11.59)	1:12.37 [4] (0:11.69)	1:00.68 [4] (0:11.86)	0:48.82 [5] (0:11.88)	0:36.94 [4] (0:11.68)	0:25.26 [8] (0:12.19)	0:36.94	+6

Scratched: Cusack (#2)

[] Ranking at each section and finish
 -:-:- No data available at this section
 NA No data available

SCN Saddle cloth number
 DNF Did not finish
 DNT Did not track



Rockhampton QLD Professional

Race 5: Thomos Betta Home Living BM65 Handicap - 1500m

30 July 2024 - 15:47



Track Rating: Soft 5, Weather: Fine, Rail Position: +4.5m Entire

Section							200m			Last 600m
Field Times							0:12.25			0:35.20
						(0:12.25)				
Rank	TAB	Horse/Jockey	Barrier	Top Speed [km/h]	Fastest Section	Margin				Distance Travelled [m]
1	4	PEPPERDINE Ashley Butler	3	65.0 600m	0:07.86 Overall	0:12.25 [1] (0:12.25)	1:29.68		0:35.10	
2	5	MURRAJONG ROAD Shania Willis	6	64.8 600m	0:07.71 Overall	0:12.53 [2] (0:12.53)	2.71L		0:35.49	+2
3	8	STREET GLORY Tahlia Fenlon	8	64.2 600m	0:07.70 Overall	0:12.57 [3] (0:12.57)	3.52L		0:35.80	-1
4	3	MOCAMBO Justin Stanley	9	65.1 600m	0:08.17 Overall	0:12.55 [5] (0:12.55)	4.31L		0:35.31	+1
5	10	COCO CUBER Warwick Satherley	7	64.6 600m	0:08.12 Overall	0:12.28 [8] (0:12.28)	4.75L		0:35.18	+4
6	6	ALEACO Chris Whiteley	10	66.1 600m	0:07.91 Overall	0:12.72 [4] (0:12.72)	4.98L		0:35.42	+5
7	7	LEICA BITA FUN Melea Castle	4	64.4 600m	0:07.81 Overall	0:12.71 [7] (0:12.71)	6.78L		0:35.87	+4
8	9	BOLD SPLENDOR Adrian Layt	1	63.9 600m	0:08.03 Overall	0:12.92 [6] (0:12.92)	7.8L		0:36.08	-1
9	1	TRICKY BEANS Nikki Olzard	5	63.8 1400m	0:07.88 Overall	0:13.07 [9] (0:13.07)	12.66L		0:36.94	+6

Scratched: Cusack (#2)

[] Ranking at each section and finish
 -:-:- No data available at this section
 NA No data available

SCN Saddle cloth number
 DNF Did not finish
 DNT Did not track



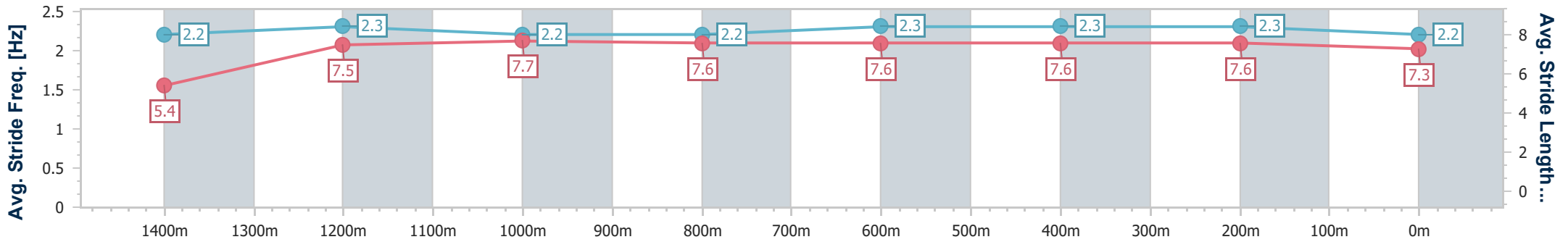
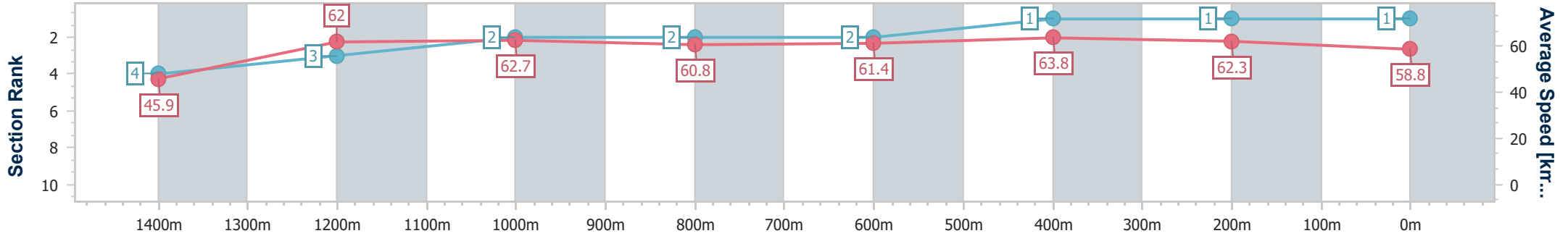
Horse/Jockey Name	Pepperdine
Final Rank	1
Fastest Section Time (Section)	0:07.86 (Overall)
Top Speed [km/h] (Section)	65.0 (600m)
Race State	Finished



Rockhampton QLD Professional
 Race 5: Thomos Betta Home Living BM65 Handicap - 1500m
 30 July 2024 - 15:47
 Track Rating: Soft 5, Weather: Fine, Rail Position: +4.5m Entire



Section	Overall	1400m	1200m	1000m	800m	600m	400m	200m
Section Times	1:29.68 [1] (0:07.86)	1:21.82 [4] (0:11.60)	1:10.22 [3] (0:11.47)	0:58.75 [2] (0:11.73)	0:47.02 [2] (0:11.92)	0:35.10 [2] (0:11.30)	0:23.80 [1] (0:11.55)	0:12.25 [1] (0:12.25)
Average Speed [km/h]	45.9	62.0	62.7	60.8	61.4	63.8	62.3	58.8
Top Speed [km/h]	59.6	62.7	63.7	61.7	62.8	65.0	65.0	60.9
Avg. Dist. to Rail [m]	0.7	0.2	1.1	1.5	2.0	3.9	3.8	4.0
Avg. Stride Freq. [Hz]	2.2	2.3	2.2	2.2	2.3	2.3	2.3	2.2
Avg. Stride Length [m]	5.4	7.5	7.7	7.6	7.6	7.6	7.6	7.3



- [] Ranking at each section and finish
- .-.- No data available at this section
- NA No data available



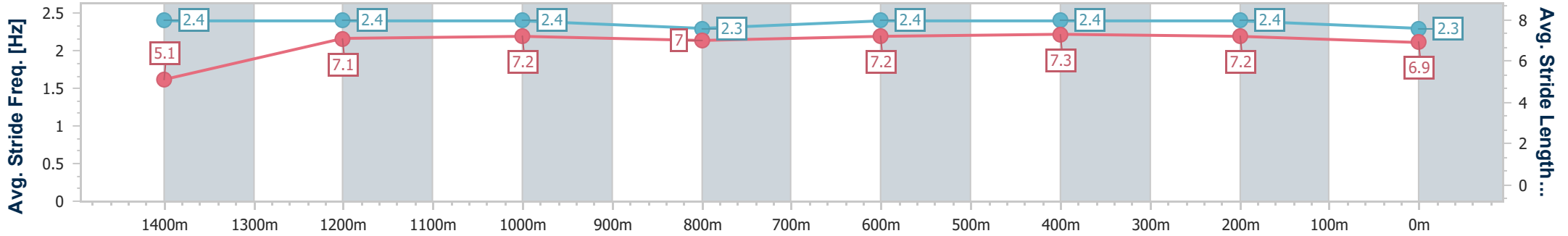
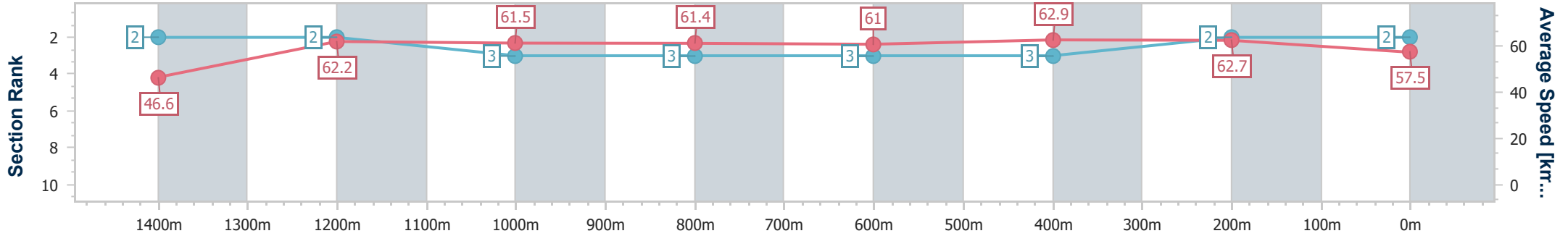
Horse/Jockey Name	Murrajong Road
Final Rank	2
Fastest Section Time (Section)	0:07.71 (Overall)
Top Speed [km/h] (Section)	64.8 (600m)
Race State	Finished



Rockhampton QLD Professional
 Race 5: Thomos Betta Home Living BM65 Handicap - 1500m
 30 July 2024 - 15:47
 Track Rating: Soft 5, Weather: Fine, Rail Position: +4.5m Entire



Section	Overall	1400m	1200m	1000m	800m	600m	400m	200m
Section Times	1:30.14 [2] (0:07.71)	1:22.43 [2] (0:11.59)	1:10.84 [2] (0:11.68)	0:59.16 [3] (0:11.69)	0:47.47 [3] (0:11.98)	0:35.49 [3] (0:11.49)	0:24.00 [3] (0:11.47)	0:12.53 [2] (0:12.53)
Average Speed [km/h]	46.6	62.2	61.5	61.4	61.0	62.9	62.7	57.5
Top Speed [km/h]	62.1	64.1	62.5	63.9	62.4	64.8	63.8	60.8
Avg. Dist. to Rail [m]	3.2	1.3	1.6	0.7	1.9	3.8	4.7	5.0
Avg. Stride Freq. [Hz]	2.4	2.4	2.4	2.3	2.4	2.4	2.4	2.3
Avg. Stride Length [m]	5.1	7.1	7.2	7.0	7.2	7.3	7.2	6.9



- [] Ranking at each section and finish
- .-.- No data available at this section
- NA No data available



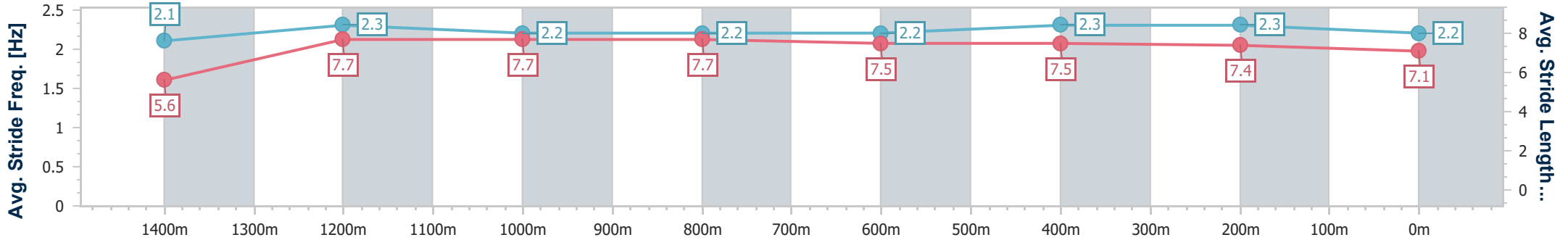
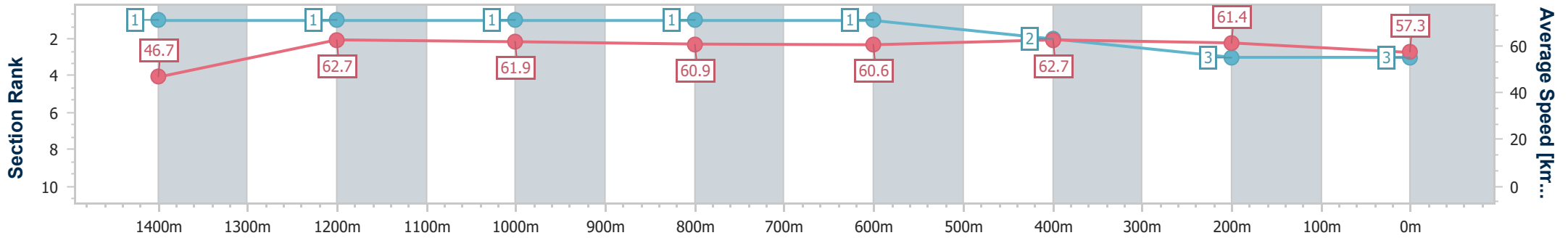
Horse/Jockey Name	Street Glory
Final Rank	3
Fastest Section Time (Section)	0:07.70 (Overall)
Top Speed [km/h] (Section)	64.2 (600m)
Race State	Finished



Rockhampton QLD Professional
 Race 5: Thomos Betta Home Living BM65 Handicap - 1500m
 30 July 2024 - 15:47
 Track Rating: Soft 5, Weather: Fine, Rail Position: +4.5m Entire



Section	Overall	1400m	1200m	1000m	800m	600m	400m	200m
Section Times	1:30.28 [3] (0:07.70)	1:22.58 [1] (0:11.50)	1:11.08 [1] (0:11.61)	0:59.47 [1] (0:11.70)	0:47.77 [1] (0:11.97)	0:35.80 [1] (0:11.51)	0:24.29 [2] (0:11.72)	0:12.57 [3] (0:12.57)
Average Speed [km/h]	46.7	62.7	61.9	60.9	60.6	62.7	61.4	57.3
Top Speed [km/h]	60.6	63.8	63.2	62.1	61.4	64.2	63.1	60.7
Avg. Dist. to Rail [m]	5.4	1.1	1.5	1.7	1.1	2.5	1.5	1.6
Avg. Stride Freq. [Hz]	2.1	2.3	2.2	2.2	2.2	2.3	2.3	2.2
Avg. Stride Length [m]	5.6	7.7	7.7	7.7	7.5	7.5	7.4	7.1



- [] Ranking at each section and finish
- .-.- No data available at this section
- NA No data available



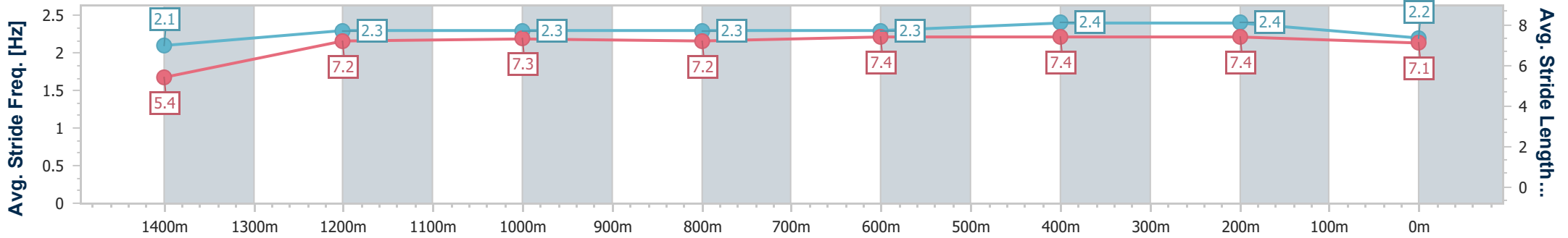
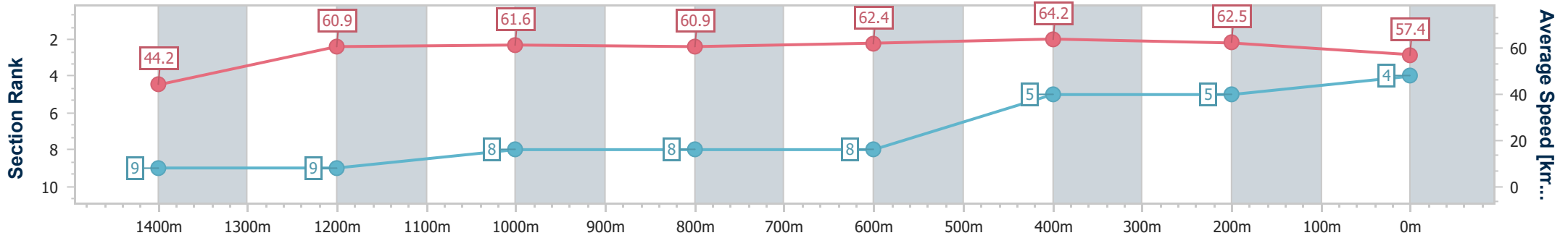
Horse/Jockey Name	Mocambo
Final Rank	4
Fastest Section Time (Section)	0:08.17 (Overall)
Top Speed [km/h] (Section)	65.1 (600m)
Race State	Finished



Rockhampton QLD Professional
 Race 5: Thomos Betta Home Living BM65 Handicap - 1500m
 30 July 2024 - 15:47
 Track Rating: Soft 5, Weather: Fine, Rail Position: +4.5m Entire



Section	Overall	1400m	1200m	1000m	800m	600m	400m	200m
Section Times	1:30.42 [4] (0:08.17)	1:22.25 [9] (0:11.83)	1:10.42 [9] (0:11.66)	0:58.76 [8] (0:11.76)	0:47.00 [8] (0:11.69)	0:35.31 [8] (0:11.24)	0:24.07 [5] (0:11.52)	0:12.55 [5] (0:12.55)
Average Speed [km/h]	44.2	60.9	61.6	60.9	62.4	64.2	62.5	57.4
Top Speed [km/h]	57.9	62.4	62.4	63.2	63.5	65.1	64.6	60.6
Avg. Dist. to Rail [m]	5.1	0.9	1.0	0.8	1.7	2.2	3.2	3.8
Avg. Stride Freq. [Hz]	2.1	2.3	2.3	2.3	2.3	2.4	2.4	2.2
Avg. Stride Length [m]	5.4	7.2	7.3	7.2	7.4	7.4	7.4	7.1



- [] Ranking at each section and finish
- .-.- No data available at this section
- NA No data available



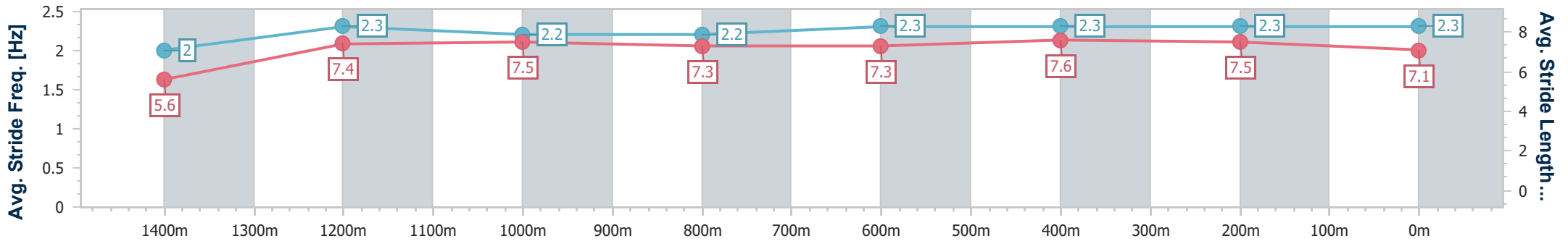
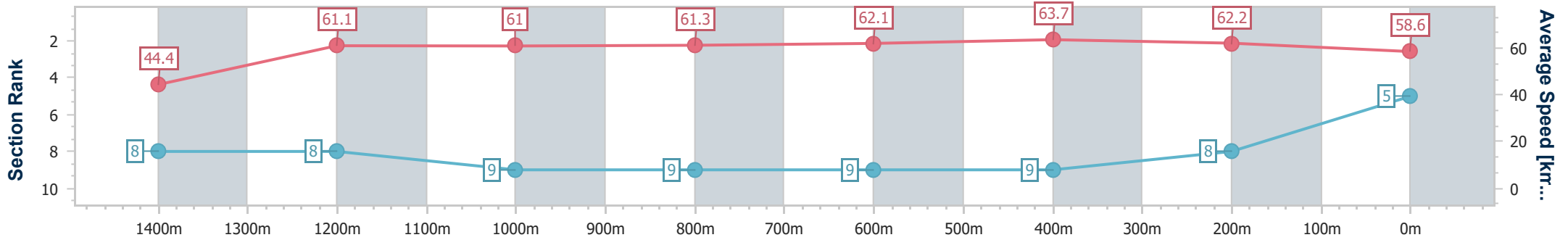
Horse/Jockey Name	Coco Cuber
Final Rank	5
Fastest Section Time (Section)	0:08.12 (Overall)
Top Speed [km/h] (Section)	64.6 (600m)
Race State	Finished



Rockhampton QLD Professional
 Race 5: Thomos Betta Home Living BM65 Handicap - 1500m
 30 July 2024 - 15:47
 Track Rating: Soft 5, Weather: Fine, Rail Position: +4.5m Entire



Section	Overall	1400m	1200m	1000m	800m	600m	400m	200m
Section Times	1:30.49 [5] (0:08.12)	1:22.37 [8] (0:11.81)	1:10.56 [8] (0:11.78)	0:58.78 [9] (0:11.78)	0:47.00 [9] (0:11.82)	0:35.18 [9] (0:11.30)	0:23.88 [9] (0:11.60)	0:12.28 [8] (0:12.28)
Average Speed [km/h]	44.4	61.1	61.0	61.3	62.1	63.7	62.2	58.6
Top Speed [km/h]	59.6	62.7	62.1	63.2	63.3	64.6	63.4	61.4
Avg. Dist. to Rail [m]	3.5	0.6	0.5	0.5	2.4	4.1	6.7	8.2
Avg. Stride Freq. [Hz]	2.0	2.3	2.2	2.2	2.3	2.3	2.3	2.3
Avg. Stride Length [m]	5.6	7.4	7.5	7.3	7.3	7.6	7.5	7.1



- [] Ranking at each section and finish
- .-.- No data available at this section
- NA No data available



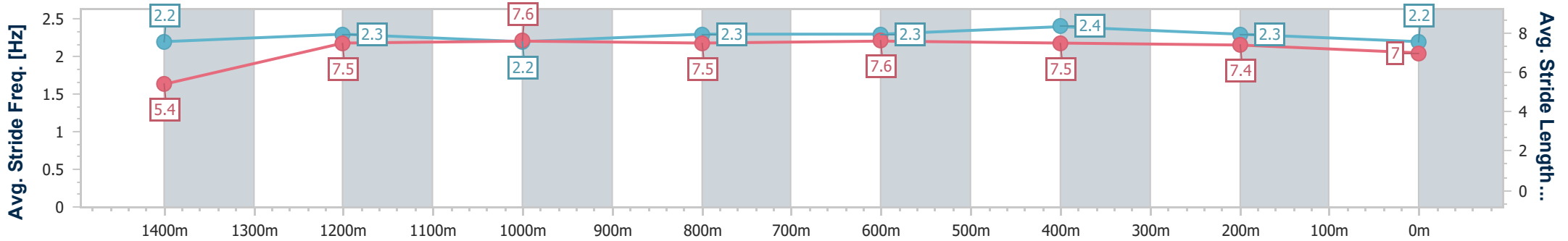
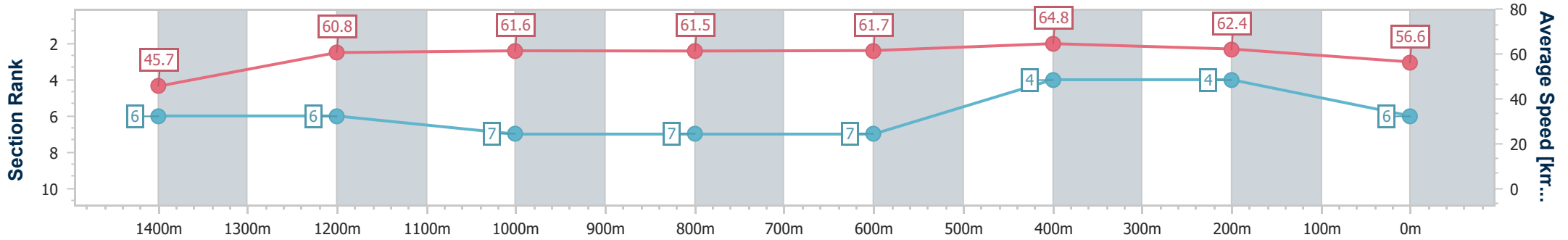
Horse/Jockey Name	Aleaco
Final Rank	6
Fastest Section Time (Section)	0:07.91 (Overall)
Top Speed [km/h] (Section)	66.1 (600m)
Race State	Finished



Rockhampton QLD Professional
 Race 5: Thomos Betta Home Living BM65 Handicap - 1500m
 30 July 2024 - 15:47
 Track Rating: Soft 5, Weather: Fine, Rail Position: +4.5m Entire



Section	Overall	1400m	1200m	1000m	800m	600m	400m	200m
Section Times	1:30.53 [6] (0:07.91)	1:22.62 [6] (0:11.83)	1:10.79 [6] (0:11.69)	0:59.10 [7] (0:11.75)	0:47.35 [7] (0:11.93)	0:35.42 [7] (0:11.15)	0:24.27 [4] (0:11.55)	0:12.72 [4]
Average Speed [km/h]	45.7	60.8	61.6	61.5	61.7	64.8	62.4	56.6
Top Speed [km/h]	58.6	62.2	62.8	62.8	63.1	66.1	65.1	58.9
Avg. Dist. to Rail [m]	6.5	1.7	0.7	0.6	2.8	6.0	6.6	7.1
Avg. Stride Freq. [Hz]	2.2	2.3	2.2	2.3	2.3	2.4	2.3	2.2
Avg. Stride Length [m]	5.4	7.5	7.6	7.5	7.6	7.5	7.4	7.0



- [] Ranking at each section and finish
- .-.- No data available at this section
- NA No data available



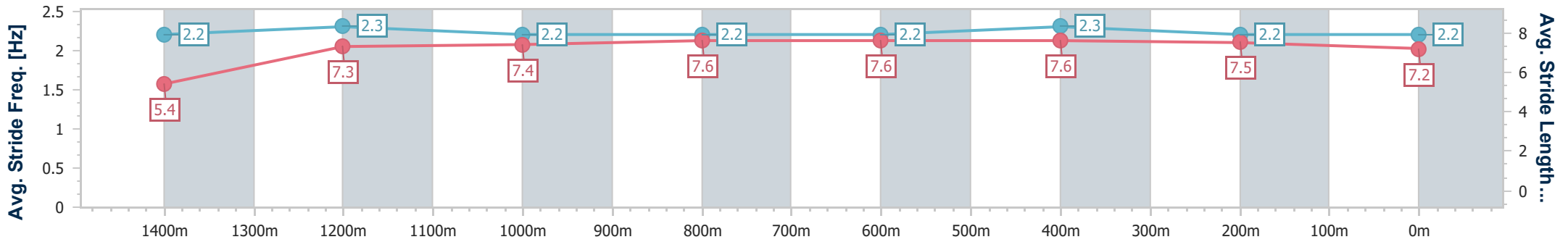
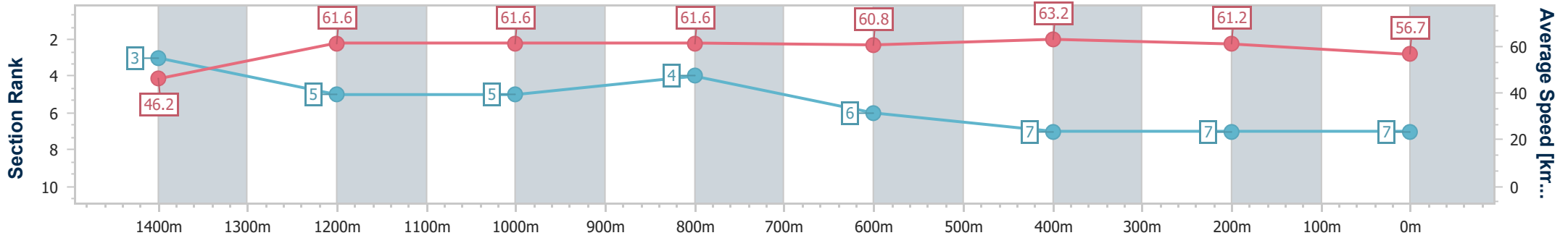
Horse/Jockey Name	Leica Bita Fun
Final Rank	7
Fastest Section Time (Section)	0:07.81 (Overall)
Top Speed [km/h] (Section)	64.4 (600m)
Race State	Finished



Rockhampton QLD Professional
 Race 5: Thomos Betta Home Living BM65 Handicap - 1500m
 30 July 2024 - 15:47
 Track Rating: Soft 5, Weather: Fine, Rail Position: +4.5m Entire



Section	Overall	1400m	1200m	1000m	800m	600m	400m	200m
Section Times	1:30.84 [7] (0:07.81)	1:23.03 [3] (0:11.68)	1:11.35 [5] (0:11.69)	0:59.66 [5] (0:11.73)	0:47.93 [4] (0:12.06)	0:35.87 [6] (0:11.41)	0:24.46 [7] (0:11.75)	0:12.71 [7] (0:12.71)
Average Speed [km/h]	46.2	61.6	61.6	61.6	60.8	63.2	61.2	56.7
Top Speed [km/h]	59.0	62.7	62.7	63.4	61.7	64.4	64.4	60.2
Avg. Dist. to Rail [m]	1.6	0.7	0.4	0.4	2.3	4.1	5.4	7.0
Avg. Stride Freq. [Hz]	2.2	2.3	2.2	2.2	2.2	2.3	2.2	2.2
Avg. Stride Length [m]	5.4	7.3	7.4	7.6	7.6	7.6	7.5	7.2



- [] Ranking at each section and finish
- .-.- No data available at this section
- NA No data available



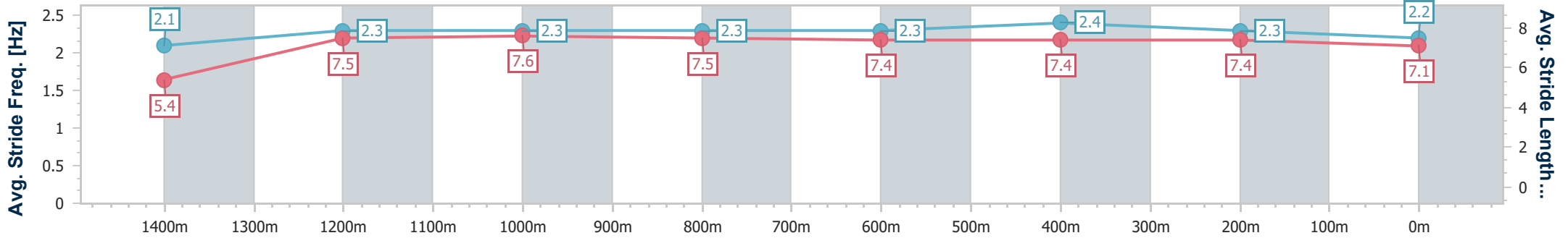
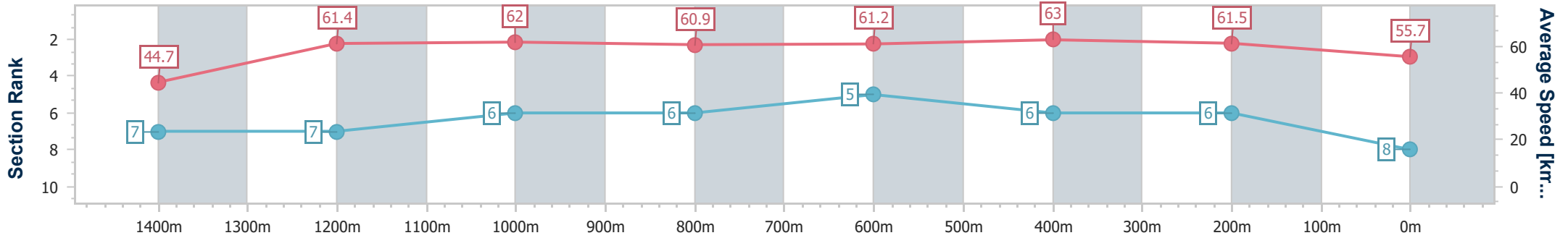
Horse/Jockey Name	Bold Splendor
Final Rank	8
Fastest Section Time (Section)	0:08.03 (Overall)
Top Speed [km/h] (Section)	63.9 (600m)
Race State	Finished



Rockhampton QLD Professional
 Race 5: Thomos Betta Home Living BM65 Handicap - 1500m
 30 July 2024 - 15:47
 Track Rating: Soft 5, Weather: Fine, Rail Position: +4.5m Entire



Section	Overall	1400m	1200m	1000m	800m	600m	400m	200m
Section Times	1:31.01 [8] (0:08.03)	1:22.98 [7] (0:11.74)	1:11.24 [7] (0:11.59)	0:59.65 [6] (0:11.71)	0:47.94 [6] (0:11.86)	0:36.08 [5] (0:11.45)	0:24.63 [6] (0:11.71)	0:12.92 [6] (0:12.92)
Average Speed [km/h]	44.7	61.4	62.0	60.9	61.2	63.0	61.5	55.7
Top Speed [km/h]	59.7	62.1	62.8	61.6	62.5	63.9	63.4	58.3
Avg. Dist. to Rail [m]	0.9	1.2	1.6	1.6	1.3	4.2	5.8	6.2
Avg. Stride Freq. [Hz]	2.1	2.3	2.3	2.3	2.3	2.4	2.3	2.2
Avg. Stride Length [m]	5.4	7.5	7.6	7.5	7.4	7.4	7.4	7.1



- [] Ranking at each section and finish
- .-.- No data available at this section
- NA No data available



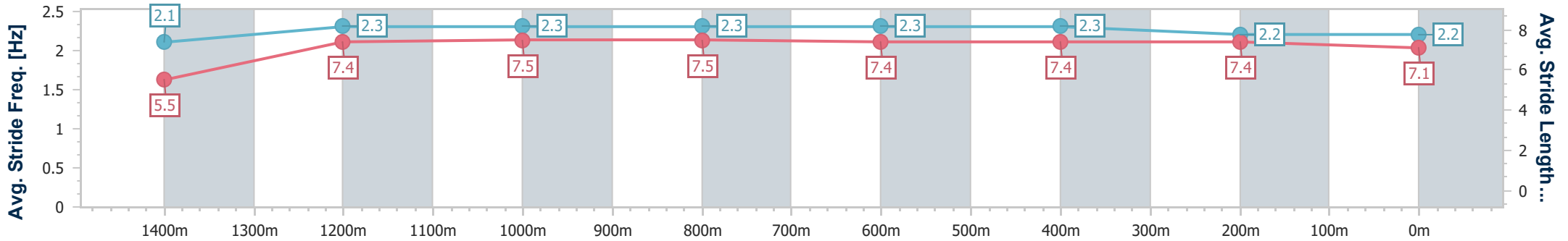
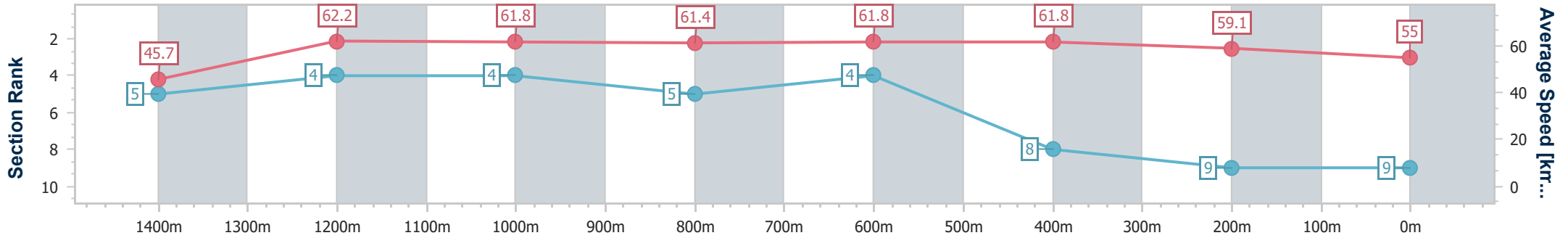
Horse/Jockey Name	Tricky Beans
Final Rank	9
Fastest Section Time (Section)	0:07.88 (Overall)
Top Speed [km/h] (Section)	63.8 (1400m)
Race State	Finished



Rockhampton QLD Professional
 Race 5: Thomos Betta Home Living BM65 Handicap - 1500m
 30 July 2024 - 15:47
 Track Rating: Soft 5, Weather: Fine, Rail Position: +4.5m Entire



Section	Overall	1400m	1200m	1000m	800m	600m	400m	200m
Section Times	1:31.84 [9] (0:07.88)	1:23.96 [5] (0:11.59)	1:12.37 [4] (0:11.69)	1:00.68 [4] (0:11.86)	0:48.82 [5] (0:11.88)	0:36.94 [4] (0:11.68)	0:25.26 [8] (0:12.19)	0:13.07 [9] (0:13.07)
Average Speed [km/h]	45.7	62.2	61.8	61.4	61.8	61.8	59.1	55.0
Top Speed [km/h]	59.5	63.8	63.7	62.1	62.4	62.3	61.0	57.2
Avg. Dist. to Rail [m]	2.9	1.7	2.2	2.2	2.4	5.2	6.9	6.4
Avg. Stride Freq. [Hz]	2.1	2.3	2.3	2.3	2.3	2.3	2.2	2.2
Avg. Stride Length [m]	5.5	7.4	7.5	7.5	7.4	7.4	7.4	7.1



- [] Ranking at each section and finish
- .-.- No data available at this section
- NA No data available



Rockhampton QLD Professional

Race 6: Rockhampton Business Machines 0 - 55 Handicap - 1200m

30 July 2024 - 16:27



Track Rating: Soft 5, Weather: Fine, Rail Position: +4.5m Entire

Section		Overall											Last 600m	
Field Times		1:10.38											0:34.60	
		(0:12.82)												
		1000m												
		0:57.56												
		(0:10.97)												
		800m												
		0:46.59												
		(0:11.99)												
		600m												
		0:34.60												
		(0:11.33)												
		400m												
		0:23.27												
		(0:11.21)												
		200m												
		0:12.06												
		(0:12.06)												
Rank	TAB	Horse/Jockey	Barrier	Top Speed [km/h]	Fastest Section	Overall	1000m	800m	600m	400m	200m	Margin	Distance Travelled [m]	
1	2	VICTORY'S GHOST	6	67.8	0:10.92	1:10.38 [1]	0:56.90 [8]	0:45.98 [7]	0:34.15 [7]	0:23.00 [4]	0:12.02 [2]	1:10.38	0:34.15	
		Adrian Layt		600m	1000m	(0:13.48)	(0:10.92)	(0:11.83)	(0:11.15)	(0:10.98)	(0:12.02)			
2	6	TAKERU	12	67.5	0:11.02	1:10.47 [2]	0:57.59 [2]	0:46.57 [2]	0:34.69 [1]	0:23.36 [1]	0:12.15 [1]	0.51L	0:34.69 -1	
		Warwick Satherley		1000m	1000m	(0:12.88)	(0:11.02)	(0:11.88)	(0:11.33)	(0:11.21)	(0:12.15)			
3	7	ANOTHER DIMENSION	3	66.4	0:11.01	1:10.49 [3]	0:57.02 [7]	0:45.93 [8]	0:33.98 [8]	0:22.82 [8]	0:11.81 [4]	0.62L	0:33.98 -1	
		Melea Castle		400m	400m	(0:13.47)	(0:11.09)	(0:11.95)	(0:11.16)	(0:11.01)	(0:11.81)			
4	1	MIL CIENTO	5	68.4	0:11.08	1:10.67 [4]	0:57.39 [6]	0:46.31 [6]	0:34.45 [6]	0:23.24 [5]	0:12.14 [3]	1.7L	0:34.45 +0	
		Justin Huxtable		1000m	1000m	(0:13.28)	(0:11.08)	(0:11.86)	(0:11.21)	(0:11.10)	(0:12.14)			
5	3	OOVII	4	69.1	0:11.14	1:11.11 [5]	0:58.03 [5]	0:46.89 [4]	0:35.02 [4]	0:23.68 [6]	0:12.31 [5]	4.3L	0:35.02 +0	
		Landan Sykes		1000m	1000m	(0:13.08)	(0:11.14)	(0:11.87)	(0:11.34)	(0:11.37)	(0:12.31)			
6	4	TAKHIAN BUBBLES	9	66.6	0:11.11	1:11.45 [6]	0:57.89 [9]	0:46.71 [9]	0:34.78 [10]	0:23.67 [9]	0:12.42 [8]	6.28L	0:34.78 +6	
		Chris Whiteley		400m	600m	(0:13.56)	(0:11.18)	(0:11.93)	(0:11.11)	(0:11.25)	(0:12.42)			
7	5	D'ESPRIT	8	66.6	0:11.23	1:11.46 [7]	0:58.51 [3]	0:47.18 [5]	0:35.36 [5]	0:24.13 [3]	0:12.57 [7]	6.34L	0:35.36 +8	
		Shania Willis		1000m	600m	(0:12.95)	(0:11.33)	(0:11.82)	(0:11.23)	(0:11.56)	(0:12.57)			
8	8	PLAYFUL KISS	1	67.6	0:11.09	1:11.55 [8]	0:58.59 [4]	0:47.50 [3]	0:35.55 [3]	0:24.05 [7]	0:12.48 [9]	6.87L	0:35.55 +0	
		Tahlia Fenlon		1000m	1000m	(0:12.96)	(0:11.09)	(0:11.95)	(0:11.50)	(0:11.57)	(0:12.48)			
9	10	DEFROSTED	2	68.2	0:10.97	1:11.65 [9]	0:58.83 [1]	0:47.86 [1]	0:35.80 [2]	0:24.42 [2]	0:12.80 [6]	7.48L	0:35.80 +4	
		Tasha Chambers		1000m	1000m	(0:12.82)	(0:10.97)	(0:12.06)	(0:11.38)	(0:11.62)	(0:12.80)			
10	12	MISS RINEHART	7	65.3	0:11.13	1:12.25 [10]	0:58.47 [10]	0:47.34 [10]	0:35.64 [9]	0:24.26 [10]	0:12.67 [10]	10.98L	0:35.64 -7	
		Justin Stanley		1000m	1000m	(0:13.78)	(0:11.13)	(0:11.70)	(0:11.38)	(0:11.59)	(0:12.67)			

Scratched: Chucka Dummy (#9), Miss Shalaa (#11)



Horse/Jockey Name	Victory's Ghost
Final Rank	1
Fastest Section Time (Section)	0:10.92 (1000m)
Top Speed [km/h] (Section)	67.8 (600m)
Race State	Finished



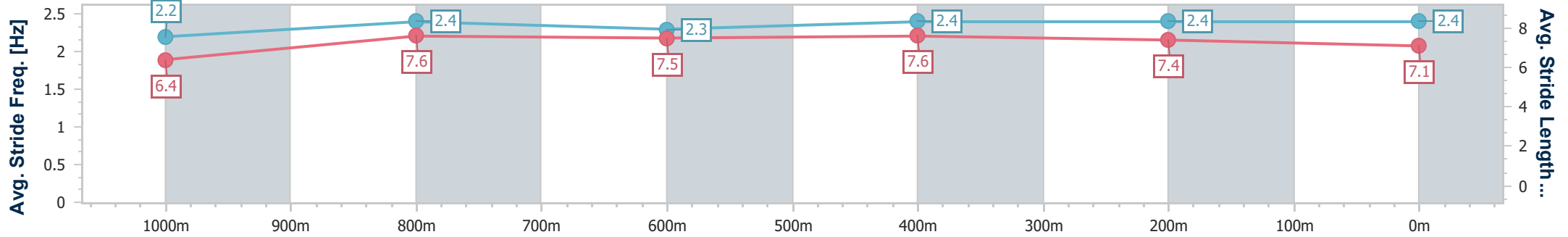
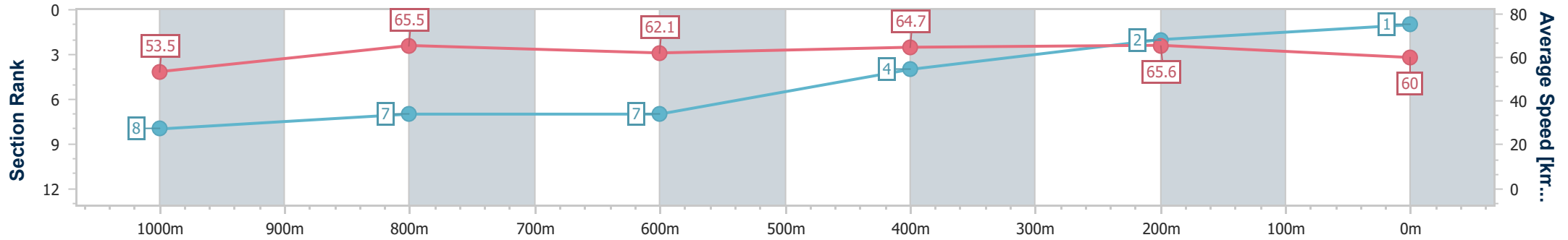
Rockhampton QLD Professional
Race 6: Rockhampton Business Machines 0 - 55 Handicap - 1200m



30 July 2024 - 16:27

Track Rating: Soft 5, Weather: Fine, Rail Position: +4.5m Entire

Section	Overall	1000m	800m	600m	400m	200m
Section Times	1:10.38 [1] (0:13.48)	0:56.90 [8] (0:10.92)	0:45.98 [7] (0:11.83)	0:34.15 [7] (0:11.15)	0:23.00 [4] (0:10.98)	0:12.02 [2] (0:12.02)
Average Speed [km/h]	53.5	65.5	62.1	64.7	65.6	60.0
Top Speed [km/h]	65.9	67.4	64.0	67.8	67.7	63.4
Avg. Dist. to Rail [m]	3.0	1.4	2.6	6.7	8.5	9.2
Avg. Stride Freq. [Hz]	2.2	2.4	2.3	2.4	2.4	2.4
Avg. Stride Length [m]	6.4	7.6	7.5	7.6	7.4	7.1



- [] Ranking at each section and finish
- .-.- No data available at this section
- NA No data available



Horse/Jockey Name	Takeru
Final Rank	2
Fastest Section Time (Section)	0:11.02 (1000m)
Top Speed [km/h] (Section)	67.5 (1000m)
Race State	Finished



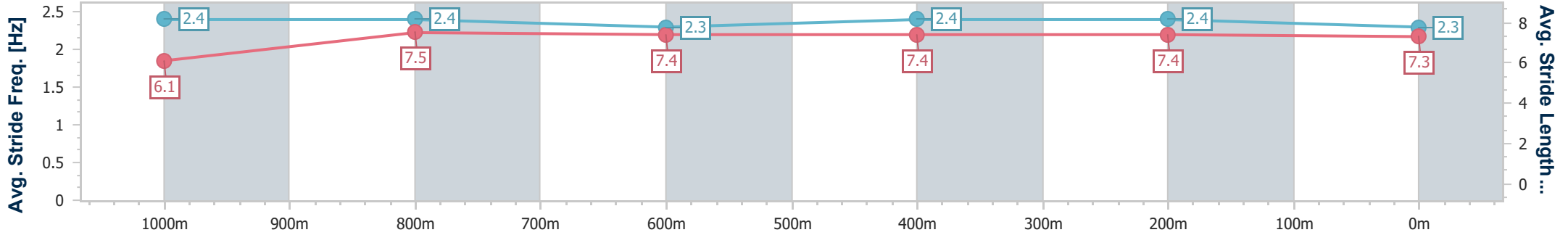
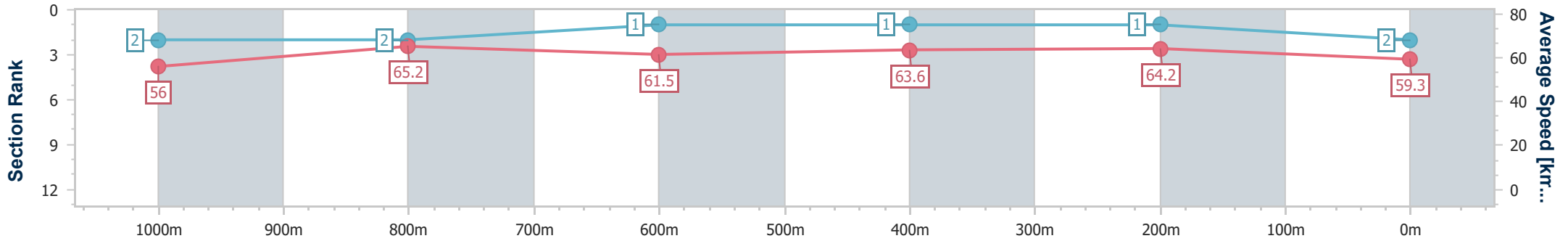
Rockhampton QLD Professional
Race 6: Rockhampton Business Machines 0 - 55 Handicap - 1200m



30 July 2024 - 16:27

Track Rating: Soft 5, Weather: Fine, Rail Position: +4.5m Entire

Section	Overall	1000m	800m	600m	400m	200m
Section Times	1:10.47 [2] (0:12.88)	0:57.59 [2] (0:11.02)	0:46.57 [2] (0:11.88)	0:34.69 [1] (0:11.33)	0:23.36 [1] (0:11.21)	0:12.15 [1] (0:12.15)
Average Speed [km/h]	56.0	65.2	61.5	63.6	64.2	59.3
Top Speed [km/h]	66.4	67.5	63.0	66.8	66.4	62.4
Avg. Dist. to Rail [m]	6.1	0.4	1.7	3.4	3.2	3.3
Avg. Stride Freq. [Hz]	2.4	2.4	2.3	2.4	2.4	2.3
Avg. Stride Length [m]	6.1	7.5	7.4	7.4	7.4	7.3



- [] Ranking at each section and finish
- .-.- No data available at this section
- NA No data available



Horse/Jockey Name	Another Dimension
Final Rank	3
Fastest Section Time (Section)	0:11.01 (400m)
Top Speed [km/h] (Section)	66.4 (400m)
Race State	Finished



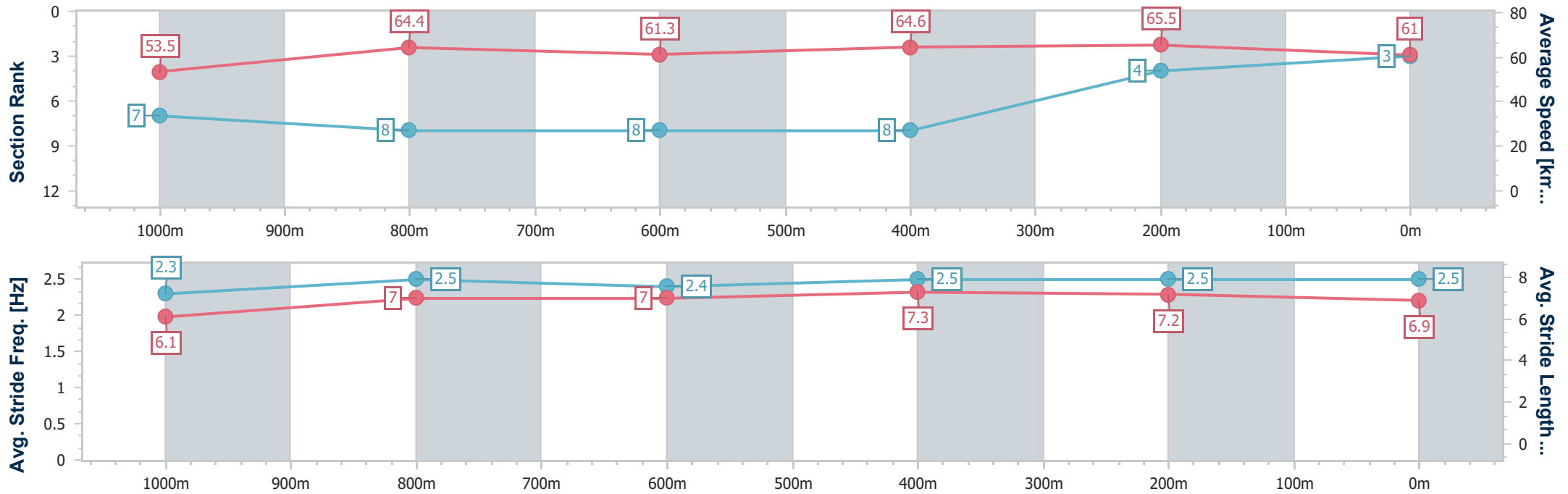
Rockhampton QLD Professional
Race 6: Rockhampton Business Machines 0 - 55 Handicap - 1200m



30 July 2024 - 16:27

Track Rating: Soft 5, Weather: Fine, Rail Position: +4.5m Entire

Section	Overall	1000m	800m	600m	400m	200m
Section Times	1:10.49 [3] (0:13.47)	0:57.02 [7] (0:11.09)	0:45.93 [8] (0:11.95)	0:33.98 [8] (0:11.16)	0:22.82 [8] (0:11.01)	0:11.81 [4] (0:11.81)
Average Speed [km/h]	53.5	64.4	61.3	64.6	65.5	61.0
Top Speed [km/h]	66.3	65.8	62.6	65.7	66.4	64.0
Avg. Dist. to Rail [m]	2.2	1.5	2.4	2.9	2.6	2.4
Avg. Stride Freq. [Hz]	2.3	2.5	2.4	2.5	2.5	2.5
Avg. Stride Length [m]	6.1	7.0	7.0	7.3	7.2	6.9



- [] Ranking at each section and finish
- .-.- No data available at this section
- NA No data available



Horse/Jockey Name	Mil Ciento
Final Rank	4
Fastest Section Time (Section)	0:11.08 (1000m)
Top Speed [km/h] (Section)	68.4 (1000m)
Race State	Finished



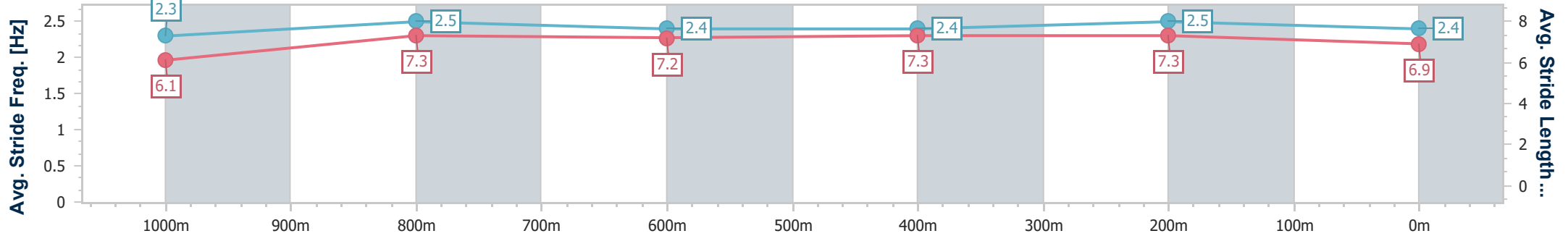
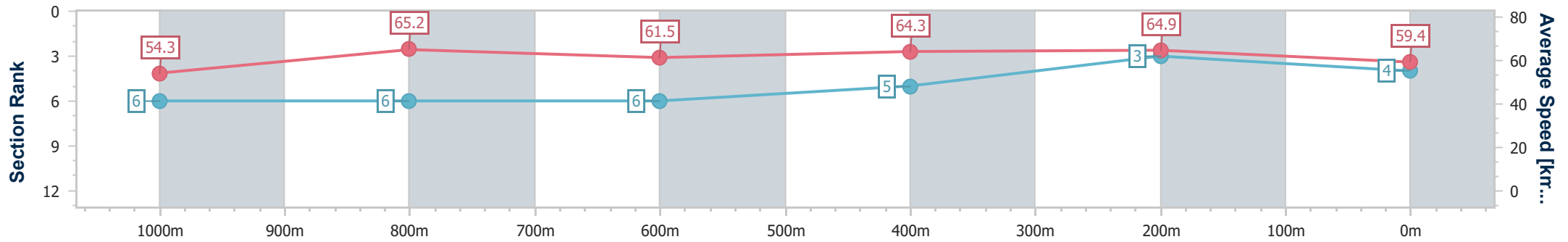
Rockhampton QLD Professional
Race 6: Rockhampton Business Machines 0 - 55 Handicap - 1200m



30 July 2024 - 16:27

Track Rating: Soft 5, Weather: Fine, Rail Position: +4.5m Entire

Section	Overall	1000m	800m	600m	400m	200m
Section Times	1:10.67 [4] (0:13.28)	0:57.39 [6] (0:11.08)	0:46.31 [6] (0:11.86)	0:34.45 [6] (0:11.21)	0:23.24 [5] (0:11.10)	0:12.14 [3] (0:12.14)
Average Speed [km/h]	54.3	65.2	61.5	64.3	64.9	59.4
Top Speed [km/h]	66.9	68.4	63.7	66.8	67.4	62.5
Avg. Dist. to Rail [m]	4.1	0.6	1.7	2.8	3.3	4.6
Avg. Stride Freq. [Hz]	2.3	2.5	2.4	2.4	2.5	2.4
Avg. Stride Length [m]	6.1	7.3	7.2	7.3	7.3	6.9



- [] Ranking at each section and finish
- .-.- No data available at this section
- NA No data available



Horse/Jockey Name	Oovii
Final Rank	5
Fastest Section Time (Section)	0:11.14 (1000m)
Top Speed [km/h] (Section)	69.1 (1000m)
Race State	Finished



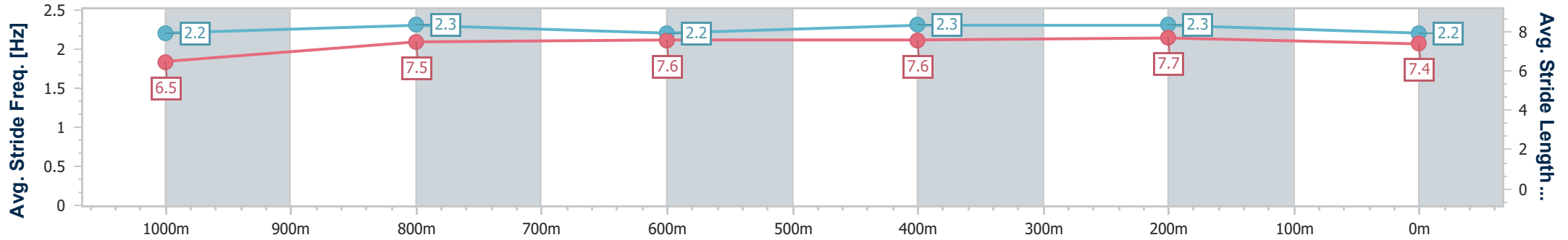
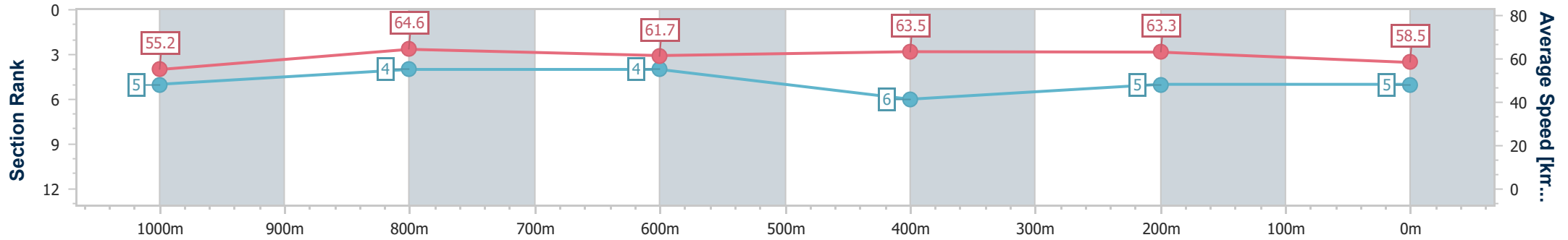
Rockhampton QLD Professional
Race 6: Rockhampton Business Machines 0 - 55 Handicap - 1200m



30 July 2024 - 16:27

Track Rating: Soft 5, Weather: Fine, Rail Position: +4.5m Entire

Section	Overall	1000m	800m	600m	400m	200m
Section Times	1:11.11 [5] (0:13.08)	0:58.03 [5] (0:11.14)	0:46.89 [4] (0:11.87)	0:35.02 [4] (0:11.34)	0:23.68 [6] (0:11.37)	0:12.31 [5] (0:12.31)
Average Speed [km/h]	55.2	64.6	61.7	63.5	63.3	58.5
Top Speed [km/h]	67.7	69.1	63.1	65.5	65.9	61.1
Avg. Dist. to Rail [m]	2.9	0.8	2.1	4.6	5.7	5.4
Avg. Stride Freq. [Hz]	2.2	2.3	2.2	2.3	2.3	2.2
Avg. Stride Length [m]	6.5	7.5	7.6	7.6	7.7	7.4



- [] Ranking at each section and finish
- .-.- No data available at this section
- NA No data available



Horse/Jockey Name	Tahkian Bubbles
Final Rank	6
Fastest Section Time (Section)	0:11.11 (600m)
Top Speed [km/h] (Section)	66.6 (400m)
Race State	Finished



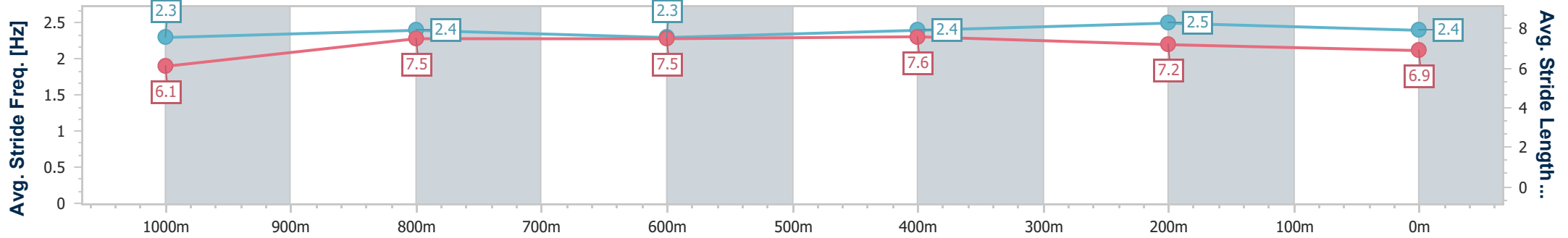
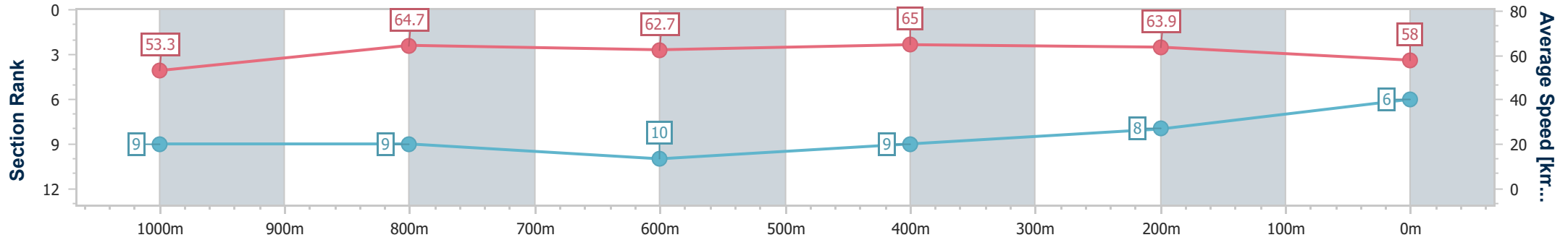
Rockhampton QLD Professional
Race 6: Rockhampton Business Machines 0 - 55 Handicap - 1200m



30 July 2024 - 16:27

Track Rating: Soft 5, Weather: Fine, Rail Position: +4.5m Entire

Section	Overall	1000m	800m	600m	400m	200m
Section Times	1:11.45 [6] (0:13.56)	0:57.89 [9] (0:11.18)	0:46.71 [9] (0:11.93)	0:34.78 [10] (0:11.11)	0:23.67 [9] (0:11.25)	0:12.42 [8] (0:12.42)
Average Speed [km/h]	53.3	64.7	62.7	65.0	63.9	58.0
Top Speed [km/h]	64.0	65.7	63.8	66.6	66.6	61.9
Avg. Dist. to Rail [m]	5.5	0.9	4.8	7.2	10.0	8.4
Avg. Stride Freq. [Hz]	2.3	2.4	2.3	2.4	2.5	2.4
Avg. Stride Length [m]	6.1	7.5	7.5	7.6	7.2	6.9



- [] Ranking at each section and finish
- .-.- No data available at this section
- NA No data available



Horse/Jockey Name	D'esprit
Final Rank	7
Fastest Section Time (Section)	0:11.23 (600m)
Top Speed [km/h] (Section)	66.6 (1000m)
Race State	Finished



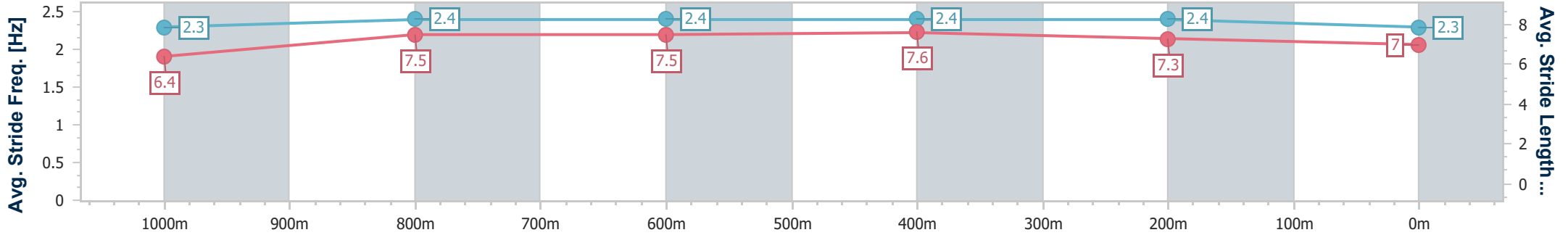
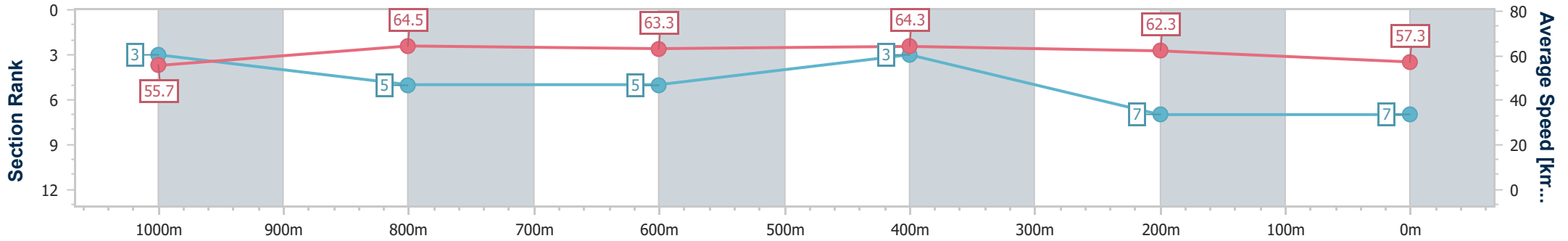
Rockhampton QLD Professional
Race 6: Rockhampton Business Machines 0 - 55 Handicap - 1200m



30 July 2024 - 16:27

Track Rating: Soft 5, Weather: Fine, Rail Position: +4.5m Entire

Section	Overall	1000m	800m	600m	400m	200m
Section Times	1:11.46 [7] (0:12.95)	0:58.51 [3] (0:11.33)	0:47.18 [5] (0:11.82)	0:35.36 [5] (0:11.23)	0:24.13 [3] (0:11.56)	0:12.57 [7] (0:12.57)
Average Speed [km/h]	55.7	64.5	63.3	64.3	62.3	57.3
Top Speed [km/h]	66.2	66.6	64.9	65.0	64.8	59.9
Avg. Dist. to Rail [m]	4.9	2.0	4.9	6.4	7.8	7.9
Avg. Stride Freq. [Hz]	2.3	2.4	2.4	2.4	2.4	2.3
Avg. Stride Length [m]	6.4	7.5	7.5	7.6	7.3	7.0



- [] Ranking at each section and finish
- .-.- No data available at this section
- NA No data available



Horse/Jockey Name	Playful Kiss
Final Rank	8
Fastest Section Time (Section)	0:11.09 (1000m)
Top Speed [km/h] (Section)	67.6 (1000m)
Race State	Finished



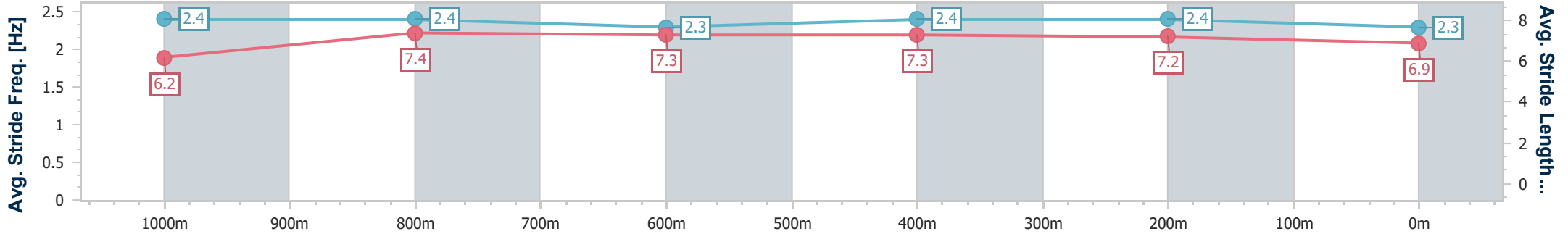
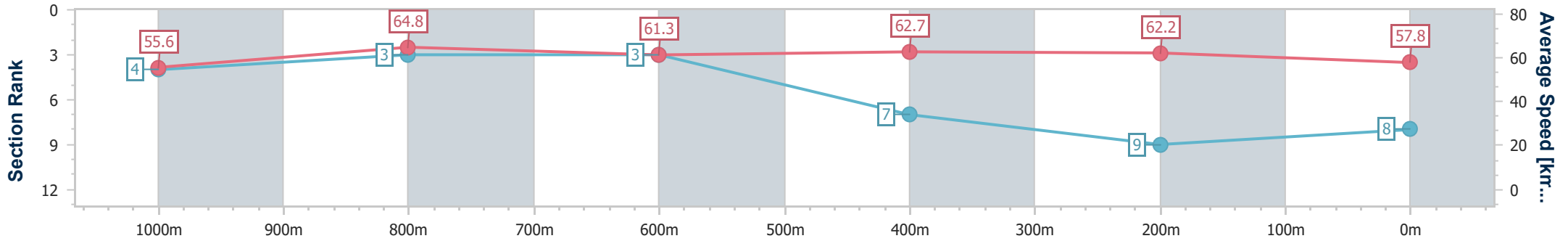
Rockhampton QLD Professional
Race 6: Rockhampton Business Machines 0 - 55 Handicap - 1200m



30 July 2024 - 16:27

Track Rating: Soft 5, Weather: Fine, Rail Position: +4.5m Entire

Section	Overall	1000m	800m	600m	400m	200m
Section Times	1:11.55 [8] (0:12.96)	0:58.59 [4] (0:11.09)	0:47.50 [3] (0:11.95)	0:35.55 [3] (0:11.50)	0:24.05 [7] (0:11.57)	0:12.48 [9] (0:12.48)
Average Speed [km/h]	55.6	64.8	61.3	62.7	62.2	57.8
Top Speed [km/h]	66.3	67.6	62.8	64.5	64.5	60.3
Avg. Dist. to Rail [m]	1.4	1.1	2.3	2.5	2.6	3.8
Avg. Stride Freq. [Hz]	2.4	2.4	2.3	2.4	2.4	2.3
Avg. Stride Length [m]	6.2	7.4	7.3	7.3	7.2	6.9



- [] Ranking at each section and finish
- .-.- No data available at this section
- NA No data available



Horse/Jockey Name	Defrosted
Final Rank	9
Fastest Section Time (Section)	0:10.97 (1000m)
Top Speed [km/h] (Section)	68.2 (1000m)
Race State	Finished



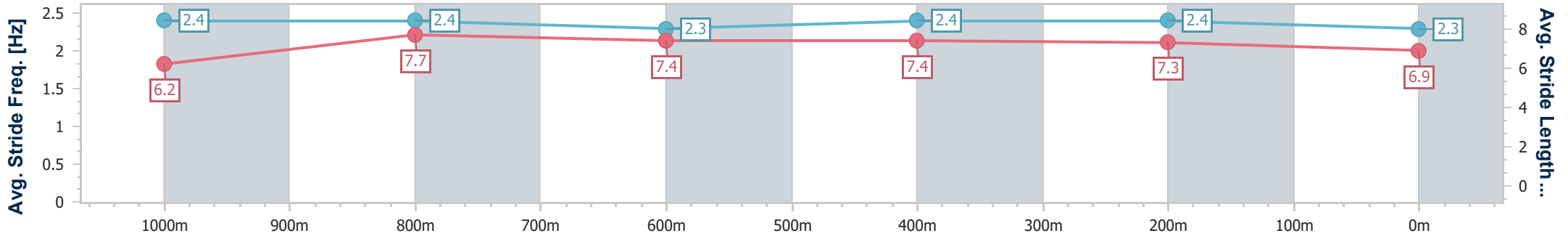
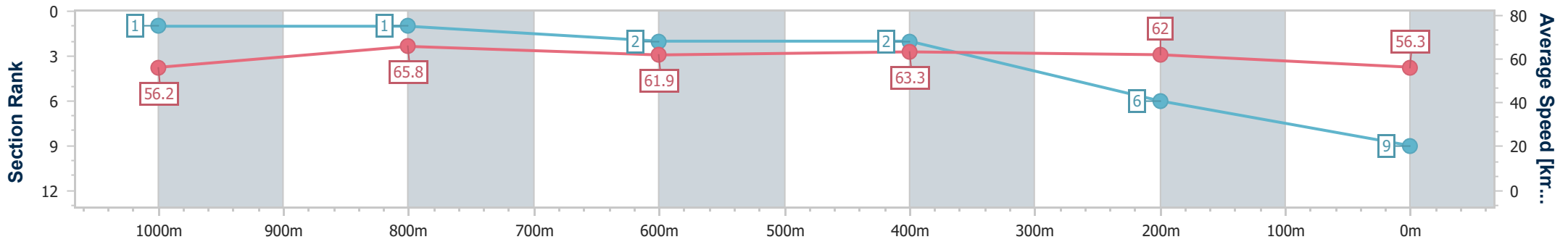
Rockhampton QLD Professional
Race 6: Rockhampton Business Machines 0 - 55 Handicap - 1200m



30 July 2024 - 16:27

Track Rating: Soft 5, Weather: Fine, Rail Position: +4.5m Entire

Section	Overall	1000m	800m	600m	400m	200m
Section Times	1:11.65 [9] (0:12.82)	0:58.83 [1] (0:10.97)	0:47.86 [1] (0:12.06)	0:35.80 [2] (0:11.38)	0:24.42 [2] (0:11.62)	0:12.80 [6] (0:12.80)
Average Speed [km/h]	56.2	65.8	61.9	63.3	62.0	56.3
Top Speed [km/h]	68.1	68.2	63.7	64.9	64.9	59.7
Avg. Dist. to Rail [m]	1.1	1.0	4.5	4.4	3.3	3.0
Avg. Stride Freq. [Hz]	2.4	2.4	2.3	2.4	2.4	2.3
Avg. Stride Length [m]	6.2	7.7	7.4	7.4	7.3	6.9



- [] Ranking at each section and finish
- .-.- No data available at this section
- NA No data available



Horse/Jockey Name	Miss Rinehart
Final Rank	10
Fastest Section Time (Section)	0:11.13 (1000m)
Top Speed [km/h] (Section)	65.3 (1000m)
Race State	Finished



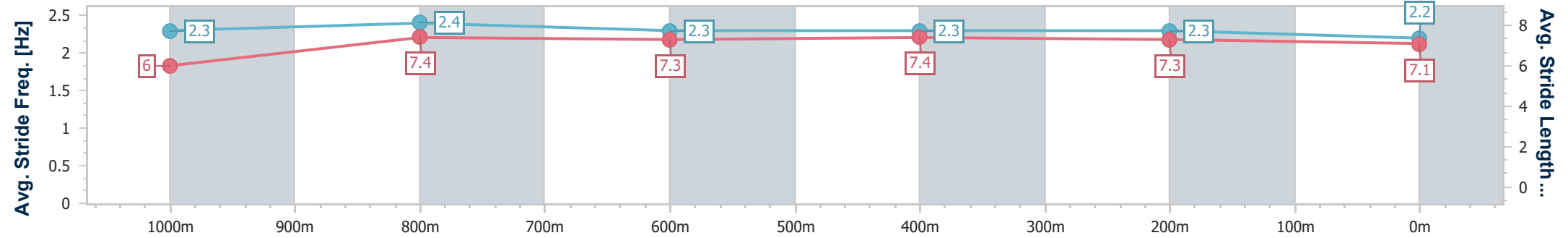
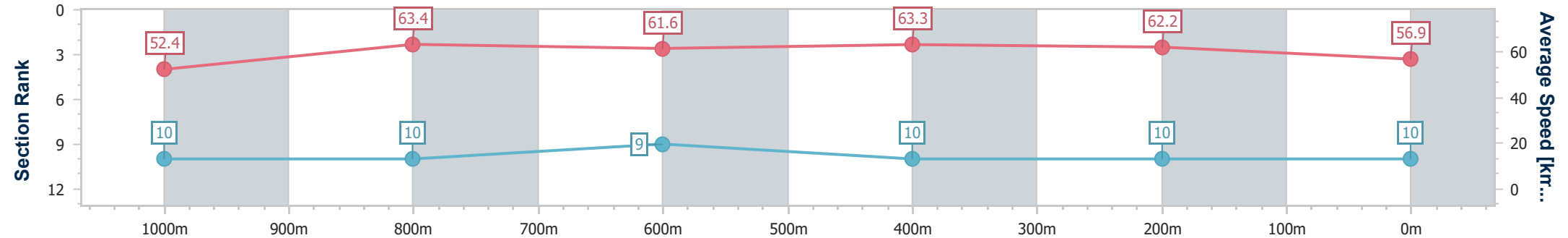
Rockhampton QLD Professional
Race 6: Rockhampton Business Machines 0 - 55 Handicap - 1200m



30 July 2024 - 16:27

Track Rating: Soft 5, Weather: Fine, Rail Position: +4.5m Entire

Section	Overall	1000m	800m	600m	400m	200m
Section Times	1:12.25 [10] (0:13.78)	0:58.47 [10] (0:11.13)	0:47.34 [10] (0:11.70)	0:35.64 [9] (0:11.38)	0:24.26 [10] (0:11.59)	0:12.67 [10] (0:12.67)
Average Speed [km/h]	52.4	63.4	61.6	63.3	62.2	56.9
Top Speed [km/h]	63.2	65.3	62.6	64.7	64.4	59.4
Avg. Dist. to Rail [m]	3.7	3.5	1.1	3.5	7.4	8.9
Avg. Stride Freq. [Hz]	2.3	2.4	2.3	2.3	2.3	2.2
Avg. Stride Length [m]	6.0	7.4	7.3	7.4	7.3	7.1



- [] Ranking at each section and finish
- .-.-.- No data available at this section
- NA No data available