



Townsville QLD Professional

Race 8: COWBOYS LEAGUES CLUB BENCHMARK 60 Handicap - 1200m

28 July 2024 - 17:13



Track Rating: Soft 5, Weather: Fine, Rail Position: True

Section		Overall	1000m	800m	600m	400m	200m	Last 600m					
Field Times		1:08.50 (0:13.15)	0:55.35 (0:10.54)	0:44.81 (0:11.01)	0:33.80 (0:11.20)	0:22.60 (0:10.97)	0:11.63 (0:11.63)	0:33.80					
Rank	TAB Horse/Jockey	Barrier	Top Speed [km/h]	Fastest Section							Margin	Distance Travelled [m]	
1	15 HELL Justin Huxtable	10	71.1 Overall	0:10.54 1000m	1:08.50 [1] (0:13.15)	0:55.35 [1] (0:10.54)	0:44.81 [1] (0:11.01)	0:33.80 [1] (0:11.20)	0:22.60 [1] (0:10.97)	0:11.63 [1] (0:11.63)	1:08.50	0:33.80	
2	18 SUPER TWENTY THREE Ryan Wiggins	11	69.1 1000m	0:10.67 1000m	1:09.45 [2] (0:14.06)	0:55.39 [14] (0:10.67)	0:44.72 [9] (0:10.95)	0:33.77 [11] (0:10.90)	0:22.87 [7] (0:11.07)	0:11.80 [3] (0:11.80)	5.59L	0:33.77	-5
3	5 LOBURN LASS Jackson Murphy	1	68.9 1000m	0:10.79 1000m	1:09.82 [3] (0:13.24)	0:56.58 [2] (0:10.79)	0:45.79 [2] (0:11.16)	0:34.63 [3] (0:11.14)	0:23.49 [3] (0:11.36)	0:12.13 [5] (0:12.13)	7.76L	0:34.63	-5
4	8 ELLEVES Chris Whiteley	8	67.5 1000m	0:10.72 1000m	1:09.86 [4] (0:14.02)	0:55.84 [13] (0:10.72)	0:45.12 [11] (0:10.99)	0:34.13 [13] (0:11.18)	0:22.95 [13] (0:11.20)	0:11.75 [10] (0:11.75)	8L	0:34.13	-4
5	17 SHIPS AHOY Justin Stanley	2	67.4 1000m	0:10.83 1000m	1:09.89 [5] (0:13.46)	0:56.43 [4] (0:10.83)	0:45.60 [4] (0:10.92)	0:34.68 [4] (0:11.20)	0:23.48 [4] (0:11.37)	0:12.11 [6] (0:12.11)	8.21L	0:34.68	-5
6	6 DELUXE LEGEND Ashley Butler	6	68.6 1000m	0:10.88 1000m	1:09.99 [6] (0:13.33)	0:56.66 [3] (0:10.88)	0:45.78 [3] (0:11.10)	0:34.68 [5] (0:11.12)	0:23.56 [5] (0:11.23)	0:12.33 [4] (0:12.33)	8.75L	0:34.68	+4
7	16 ZORAYDAH Graham Kliese	13	67.5 1000m	0:10.85 1000m	1:10.05 [7] (0:14.20)	0:55.85 [15] (0:10.85)	0:45.00 [15] (0:10.94)	0:34.06 [15] (0:11.08)	0:22.98 [15] (0:11.05)	0:11.93 [11] (0:11.93)	9.1L	0:34.06	-1
8	13 INDICATIVE Isabella Teh	20	69.6 800m	0:10.75 1000m	1:10.05 [8] (0:13.57)	0:56.48 [5] (0:10.75)	0:45.73 [5] (0:10.84)	0:34.89 [2] (0:11.04)	0:23.85 [2] (0:11.41)	0:12.44 [2] (0:12.44)	9.13L	0:34.89	+5
9	11 CAVENTE Chelsea Jokic	3	68.7 1000m	0:10.65 1000m	1:10.13 [9] (0:13.74)	0:56.39 [7] (0:10.65)	0:45.74 [6] (0:10.99)	0:34.75 [6] (0:11.24)	0:23.51 [9] (0:11.29)	0:12.22 [7] (0:12.22)	9.62L	0:34.75	-4
10	21 DICKIN MEDAL Warwick Satherley	9	67.5 Overall	0:10.98 800m	1:10.28 [10] (0:13.82)	0:56.46 [9] (0:11.07)	0:45.39 [13] (0:10.98)	0:34.41 [14] (0:11.08)	0:23.33 [14] (0:11.24)	0:12.09 [14] (0:12.09)	10.45L	0:34.41	+0

Scratched: Kahaylaan (#9), Harvesta (#12), Viburnum (#14), Saturday Vibes (#10), Sennaprost (#20), Dawn Strike (#22)

[] Ranking at each section and finish
 -:-:- No data available at this section
 NA No data available
 SCN Saddle cloth number
 DNF Did not finish
 DNT Did not track



Townsville QLD Professional

Race 8: COWBOYS LEAGUES CLUB BENCHMARK 60 Handicap - 1200m

28 July 2024 - 17:13



Track Rating: Soft 5, Weather: Fine, Rail Position: True

Section		Overall	1000m	800m	600m	400m	200m	Last 600m					
Field Times		1:08.50 (0:13.15)	0:55.35 (0:10.54)	0:44.81 (0:11.01)	0:33.80 (0:11.20)	0:22.60 (0:10.97)	0:11.63 (0:11.63)	0:33.80					
Rank	TAB Horse/Jockey	Barrier	Top Speed [km/h]	Fastest Section	Margin								Distance Travelled [m]
11	3 SPIRIT MEISTER Nathan Day	7	67.4 800m	0:10.75 800m	1:10.33 [11] (0:13.82)	0:56.51 [10] (0:11.09)	0:45.42 [14] (0:10.75)	0:34.67 [10] (0:10.88)	0:23.79 [6] (0:11.38)	0:12.41 [8] (0:12.41)	10.79L	0:34.67	-9
12	1 TEMPO Melea Castle	21	70.1 1000m	0:10.85 1000m	1:10.33 [12] (0:13.88)	0:56.45 [12] (0:10.85)	0:45.60 [10] (0:10.90)	0:34.70 [8] (0:11.18)	0:23.52 [12] (0:11.35)	0:12.17 [13] (0:12.17)	10.79L	0:34.70	+2
13	2 LIDDER VALLEY Tyler Leslight	12	68.3 Overall	0:10.91 800m	1:10.34 [13] (0:13.86)	0:56.48 [11] (0:10.94)	0:45.54 [12] (0:10.91)	0:34.63 [12] (0:11.07)	0:23.56 [11] (0:11.37)	0:12.19 [12] (0:12.19)	10.8L	0:34.63	+4
14	4 DARK ARCHER Pietro Romeo	17	68.0 1000m	0:10.89 1000m	1:10.55 [14] (0:14.21)	0:56.34 [16] (0:10.89)	0:45.45 [16] (0:10.92)	0:34.53 [16] (0:11.10)	0:23.43 [16] (0:11.25)	0:12.18 [16] (0:12.18)	12.05L	0:34.53	+0
15	7 SET THE SAILS Gabrielle Semmens	22	68.7 800m	0:10.82 1000m	1:10.56 [15] (0:13.72)	0:56.84 [6] (0:10.82)	0:46.02 [8] (0:11.10)	0:34.92 [9] (0:10.96)	0:23.96 [8] (0:11.45)	0:12.51 [9] (0:12.51)	12.15L	0:34.92	+6
16	19 SO ODELIA Corey Bayliss	4	68.9 1000m	0:10.69 1000m	1:10.94 [16] (0:13.75)	0:57.19 [8] (0:10.69)	0:46.50 [7] (0:11.06)	0:35.44 [7] (0:11.27)	0:24.17 [10] (0:11.53)	0:12.64 [15] (0:12.64)	14.35L	0:35.44	+5

Scratched: Kahaylaan (#9), Harvesta (#12), Viburnum (#14), Saturday Vibes (#10), Sennaprost (#20), Dawn Strike (#22)

[] Ranking at each section and finish
 -:-:- No data available at this section
 NA No data available

SCN Saddle cloth number
 DNF Did not finish
 DNT Did not track



Horse/Jockey Name	Hell
Final Rank	1
Fastest Section Time (Section)	0:10.54 (1000m)
Top Speed [km/h] (Section)	71.1 (Overall)
Race State	Finished

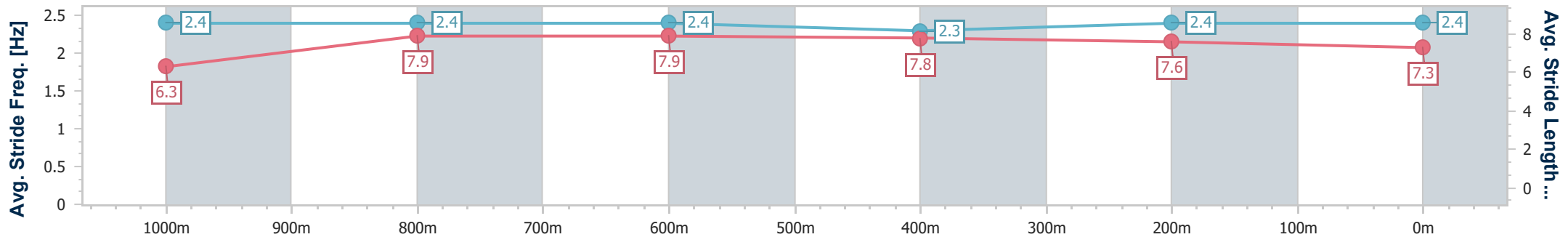
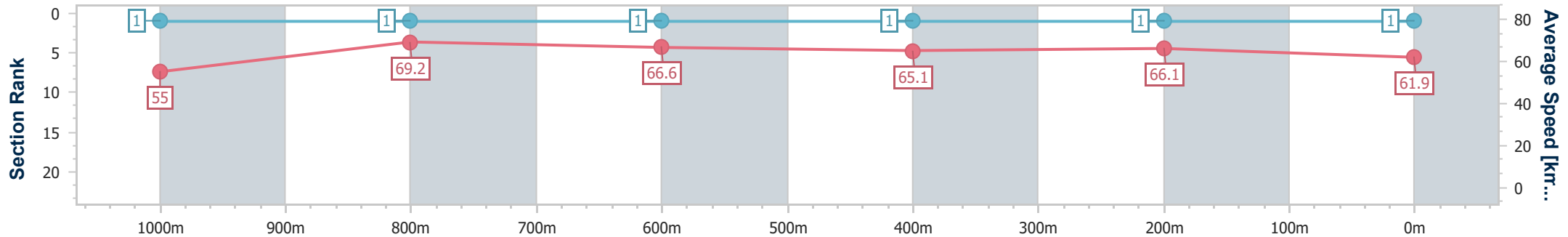


Townsville QLD Professional
 Race 8: COWBOYS LEAGUES CLUB BENCHMARK 60
 Handicap - 1200m
 28 July 2024 - 17:13



Track Rating: Soft 5, Weather: Fine, Rail Position: True

Section	Overall	1000m	800m	600m	400m	200m
Section Times	1:08.50 [1] (0:13.15)	0:55.35 [1] (0:10.54)	0:44.81 [1] (0:11.01)	0:33.80 [1] (0:11.20)	0:22.60 [1] (0:10.97)	0:11.63 [1] (0:11.63)
Average Speed [km/h]	55.0	69.2	66.6	65.1	66.1	61.9
Top Speed [km/h]	71.1	70.5	67.5	66.6	67.1	66.0
Avg. Dist. to Rail [m]	9.0	2.7	3.6	2.8	3.8	5.6
Avg. Stride Freq. [Hz]	2.4	2.4	2.4	2.3	2.4	2.4
Avg. Stride Length [m]	6.3	7.9	7.9	7.8	7.6	7.3



- [] Ranking at each section and finish
- .-.- No data available at this section
- NA No data available



Horse/Jockey Name	Super Twenty Three
Final Rank	2
Fastest Section Time (Section)	0:10.67 (1000m)
Top Speed [km/h] (Section)	69.1 (1000m)
Race State	Finished

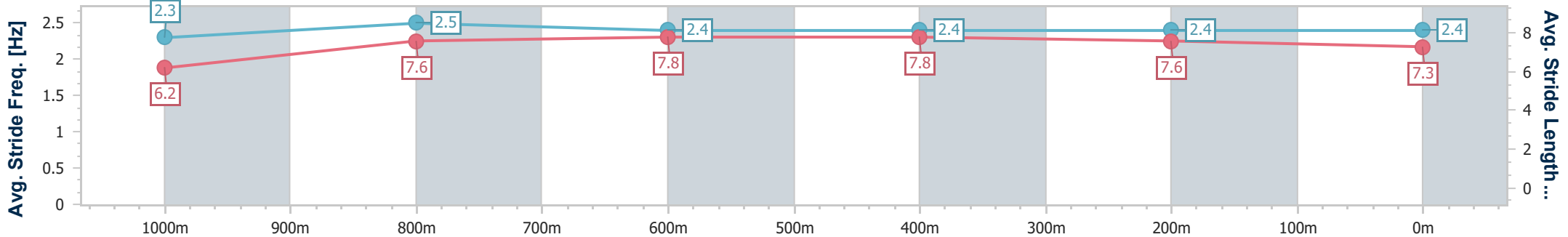
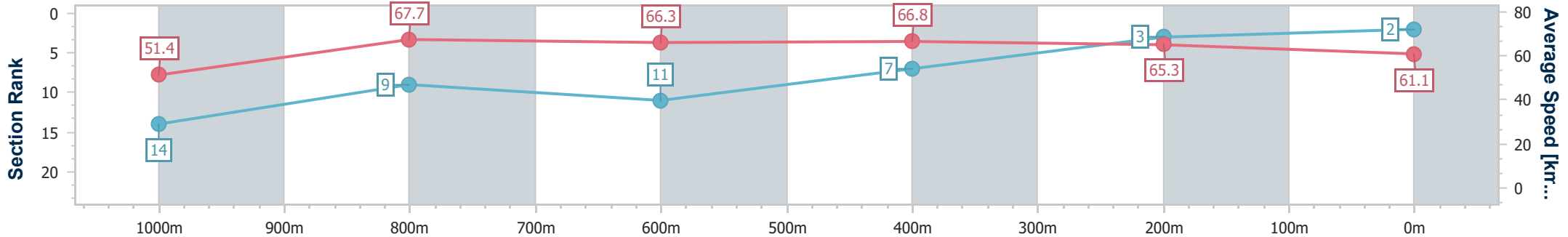


Townsville QLD Professional
 Race 8: COWBOYS LEAGUES CLUB BENCHMARK 60
 Handicap - 1200m
 28 July 2024 - 17:13



Track Rating: Soft 5, Weather: Fine, Rail Position: True

Section	Overall	1000m	800m	600m	400m	200m
Section Times	1:09.45 [2] (0:14.06)	0:55.39 [14] (0:10.67)	0:44.72 [9] (0:10.95)	0:33.77 [11] (0:10.90)	0:22.87 [7] (0:11.07)	0:11.80 [3] (0:11.80)
Average Speed [km/h]	51.4	67.7	66.3	66.8	65.3	61.1
Top Speed [km/h]	65.2	69.1	67.6	67.4	66.4	63.5
Avg. Dist. to Rail [m]	8.4	0.7	1.8	2.1	4.4	6.3
Avg. Stride Freq. [Hz]	2.3	2.5	2.4	2.4	2.4	2.4
Avg. Stride Length [m]	6.2	7.6	7.8	7.8	7.6	7.3



- [] Ranking at each section and finish
- .-.- No data available at this section
- NA No data available



Horse/Jockey Name	Loburn Lass
Final Rank	3
Fastest Section Time (Section)	0:10.79 (1000m)
Top Speed [km/h] (Section)	68.9 (1000m)
Race State	Finished

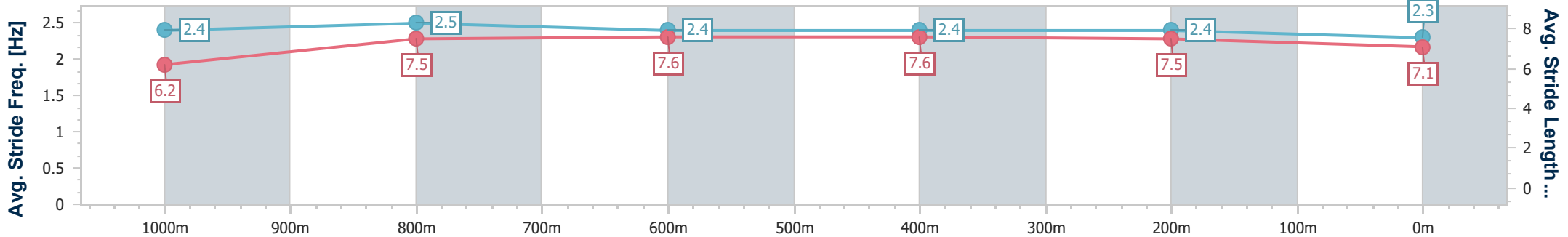
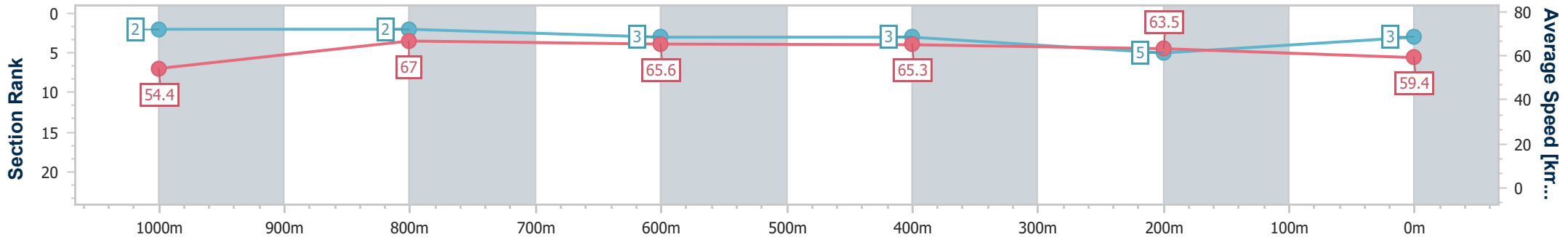


Townsville QLD Professional
 Race 8: COWBOYS LEAGUES CLUB BENCHMARK 60
 Handicap - 1200m
 28 July 2024 - 17:13



Track Rating: Soft 5, Weather: Fine, Rail Position: True

Section	Overall	1000m	800m	600m	400m	200m
Section Times	1:09.82 [3] (0:13.24)	0:56.58 [2] (0:10.79)	0:45.79 [2] (0:11.16)	0:34.63 [3] (0:11.14)	0:23.49 [3] (0:11.36)	0:12.13 [5] (0:12.13)
Average Speed [km/h]	54.4	67.0	65.6	65.3	63.5	59.4
Top Speed [km/h]	68.1	68.9	66.9	66.7	65.5	63.1
Avg. Dist. to Rail [m]	1.8	1.0	3.1	2.1	2.2	4.1
Avg. Stride Freq. [Hz]	2.4	2.5	2.4	2.4	2.4	2.3
Avg. Stride Length [m]	6.2	7.5	7.6	7.6	7.5	7.1



- [] Ranking at each section and finish
- .-.- No data available at this section
- NA No data available



Horse/Jockey Name	Elleves
Final Rank	4
Fastest Section Time (Section)	0:10.72 (1000m)
Top Speed [km/h] (Section)	67.5 (1000m)
Race State	Finished

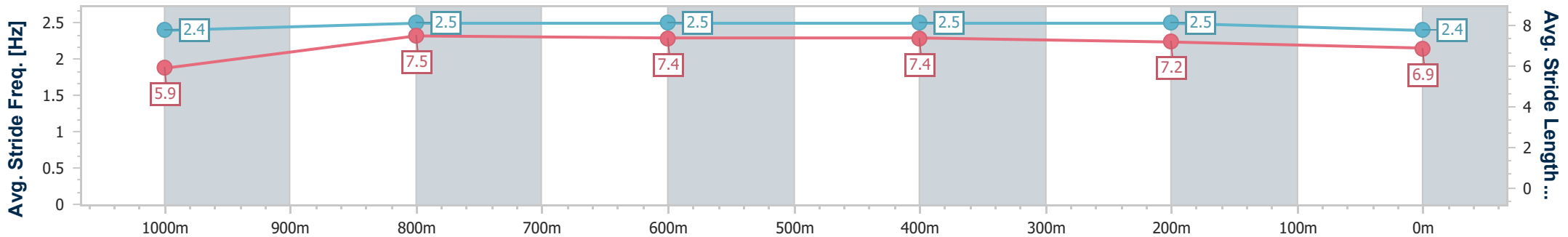
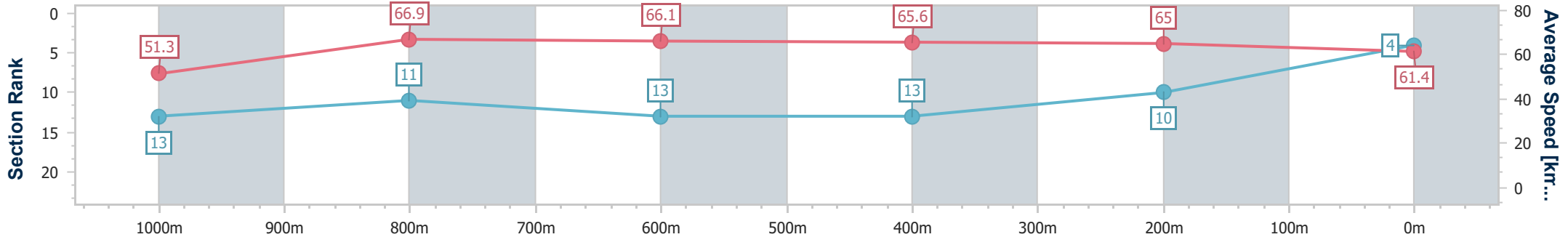


Townsville QLD Professional
 Race 8: COWBOYS LEAGUES CLUB BENCHMARK 60
 Handicap - 1200m
 28 July 2024 - 17:13



Track Rating: Soft 5, Weather: Fine, Rail Position: True

Section	Overall	1000m	800m	600m	400m	200m
Section Times	1:09.86 [4] (0:14.02)	0:55.84 [13] (0:10.72)	0:45.12 [11] (0:10.99)	0:34.13 [13] (0:11.18)	0:22.95 [13] (0:11.20)	0:11.75 [10] (0:11.75)
Average Speed [km/h]	51.3	66.9	66.1	65.6	65.0	61.4
Top Speed [km/h]	67.5	67.5	67.1	67.2	66.0	67.1
Avg. Dist. to Rail [m]	5.4	1.1	1.8	4.0	6.8	9.7
Avg. Stride Freq. [Hz]	2.4	2.5	2.5	2.5	2.5	2.4
Avg. Stride Length [m]	5.9	7.5	7.4	7.4	7.2	6.9



- [] Ranking at each section and finish
- .-.- No data available at this section
- NA No data available



Horse/Jockey Name	Ships Ahoy
Final Rank	5
Fastest Section Time (Section)	0:10.83 (1000m)
Top Speed [km/h] (Section)	67.4 (1000m)
Race State	Finished

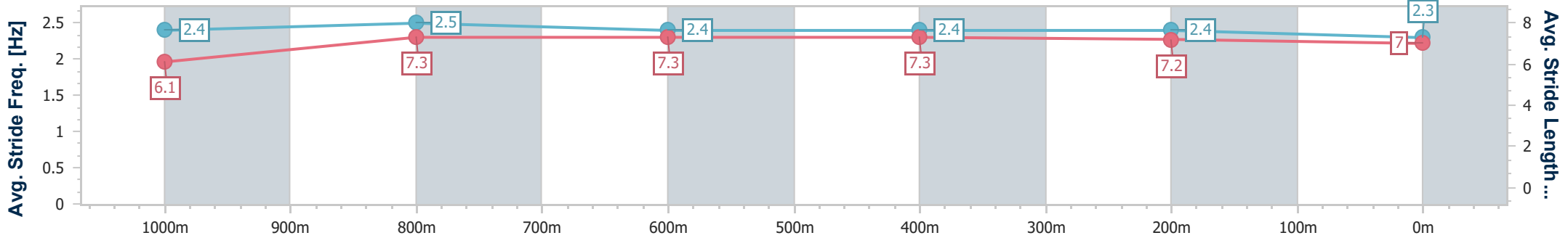
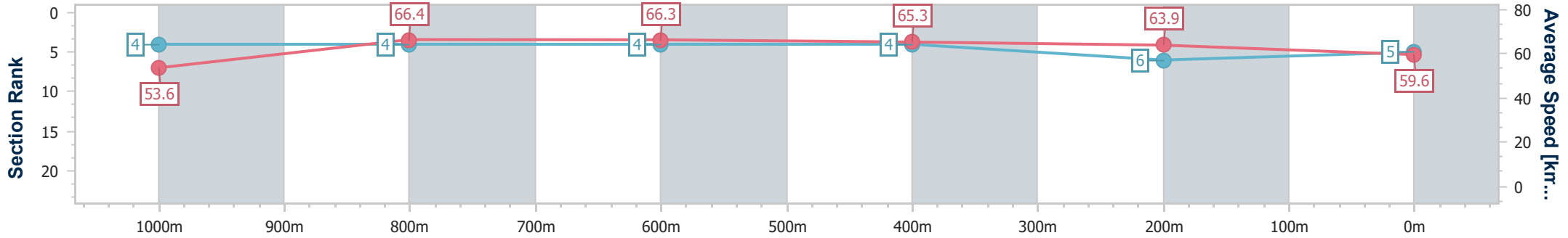


Townsville QLD Professional
 Race 8: COWBOYS LEAGUES CLUB BENCHMARK 60
 Handicap - 1200m
 28 July 2024 - 17:13



Track Rating: Soft 5, Weather: Fine, Rail Position: True

Section	Overall	1000m	800m	600m	400m	200m
Section Times	1:09.89 [5] (0:13.46)	0:56.43 [4] (0:10.83)	0:45.60 [4] (0:10.92)	0:34.68 [4] (0:11.20)	0:23.48 [4] (0:11.37)	0:12.11 [6] (0:12.11)
Average Speed [km/h]	53.6	66.4	66.3	65.3	63.9	59.6
Top Speed [km/h]	65.8	67.4	66.9	66.9	66.1	63.1
Avg. Dist. to Rail [m]	3.4	0.2	0.8	3.4	6.9	9.9
Avg. Stride Freq. [Hz]	2.4	2.5	2.4	2.4	2.4	2.3
Avg. Stride Length [m]	6.1	7.3	7.3	7.3	7.2	7.0



- [] Ranking at each section and finish
- .-.- No data available at this section
- NA No data available



Horse/Jockey Name	Deluxe Legend
Final Rank	6
Fastest Section Time (Section)	0:10.88 (1000m)
Top Speed [km/h] (Section)	68.6 (1000m)
Race State	Finished

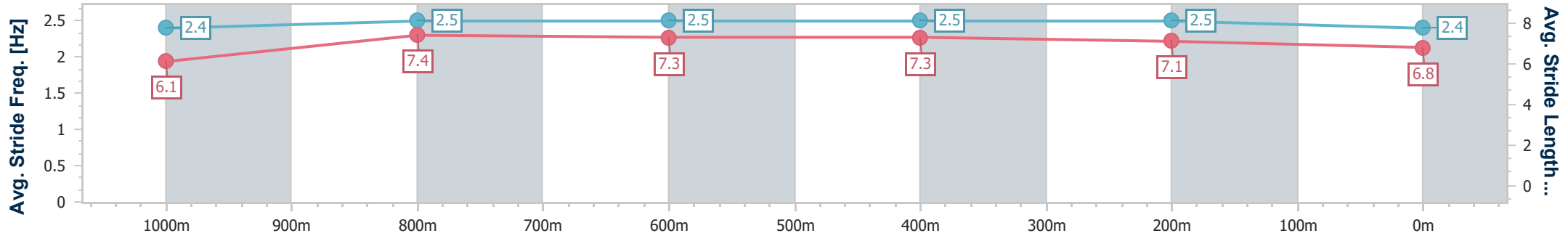
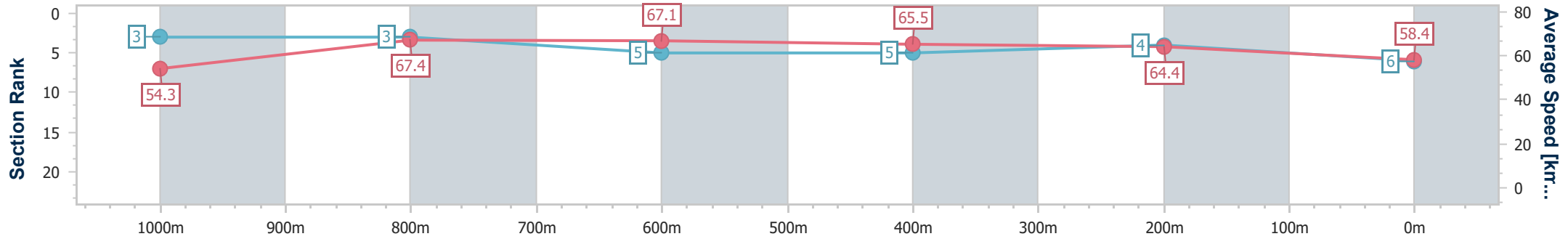


Townsville QLD Professional
 Race 8: COWBOYS LEAGUES CLUB BENCHMARK 60
 Handicap - 1200m
 28 July 2024 - 17:13



Track Rating: Soft 5, Weather: Fine, Rail Position: True

Section	Overall	1000m	800m	600m	400m	200m
Section Times	1:09.99 [6] (0:13.33)	0:56.66 [3] (0:10.88)	0:45.78 [3] (0:11.10)	0:34.68 [5] (0:11.12)	0:23.56 [5] (0:11.23)	0:12.33 [4] (0:12.33)
Average Speed [km/h]	54.3	67.4	67.1	65.5	64.4	58.4
Top Speed [km/h]	67.8	68.6	68.1	67.0	66.1	63.4
Avg. Dist. to Rail [m]	5.7	4.0	6.6	2.5	4.5	7.9
Avg. Stride Freq. [Hz]	2.4	2.5	2.5	2.5	2.5	2.4
Avg. Stride Length [m]	6.1	7.4	7.3	7.3	7.1	6.8



- [] Ranking at each section and finish
- .-.- No data available at this section
- NA No data available



Horse/Jockey Name	Zoraydah
Final Rank	7
Fastest Section Time (Section)	0:10.85 (1000m)
Top Speed [km/h] (Section)	67.5 (1000m)
Race State	Finished

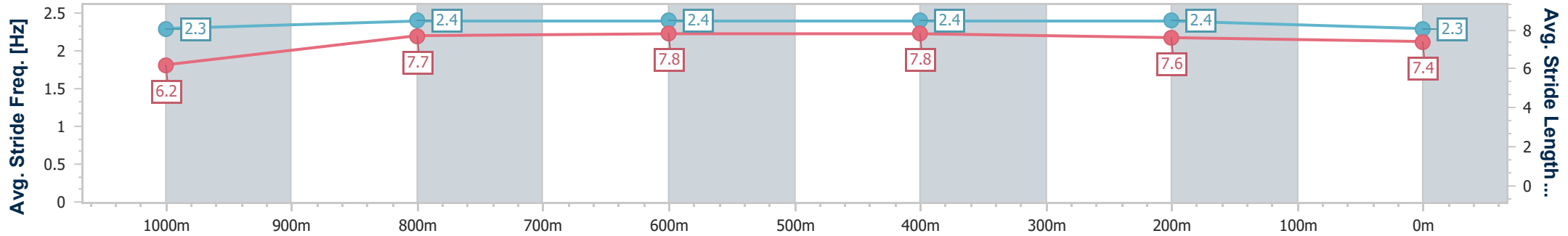
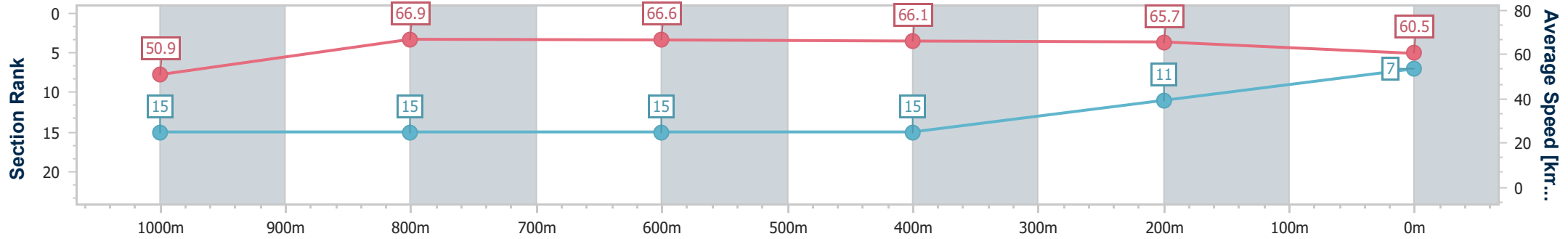


Townsville QLD Professional
 Race 8: COWBOYS LEAGUES CLUB BENCHMARK 60
 Handicap - 1200m
 28 July 2024 - 17:13



Track Rating: Soft 5, Weather: Fine, Rail Position: True

Section	Overall	1000m	800m	600m	400m	200m
Section Times	1:10.05 [7] (0:14.20)	0:55.85 [15] (0:10.85)	0:45.00 [15] (0:10.94)	0:34.06 [15] (0:11.08)	0:22.98 [15] (0:11.05)	0:11.93 [11] (0:11.93)
Average Speed [km/h]	50.9	66.9	66.6	66.1	65.7	60.5
Top Speed [km/h]	65.8	67.5	67.4	67.4	67.0	63.6
Avg. Dist. to Rail [m]	10.5	1.3	2.5	3.4	4.0	3.3
Avg. Stride Freq. [Hz]	2.3	2.4	2.4	2.4	2.4	2.3
Avg. Stride Length [m]	6.2	7.7	7.8	7.8	7.6	7.4



- [] Ranking at each section and finish
- .-.- No data available at this section
- NA No data available



Horse/Jockey Name	Indicative
Final Rank	8
Fastest Section Time (Section)	0:10.75 (1000m)
Top Speed [km/h] (Section)	69.6 (800m)
Race State	Finished

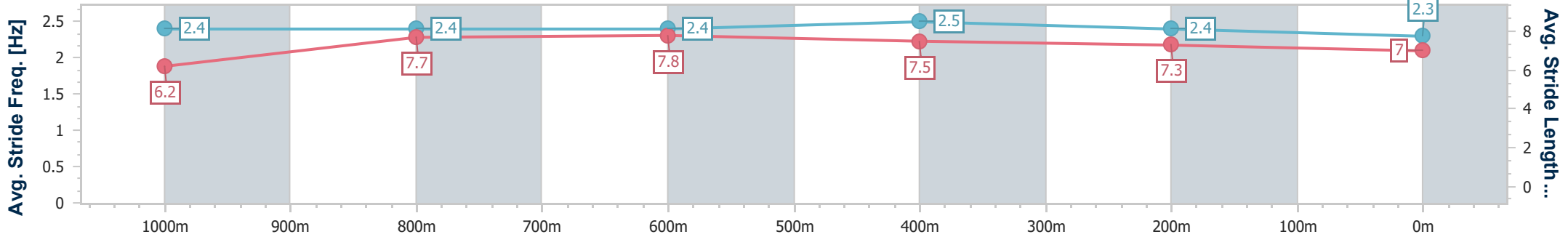
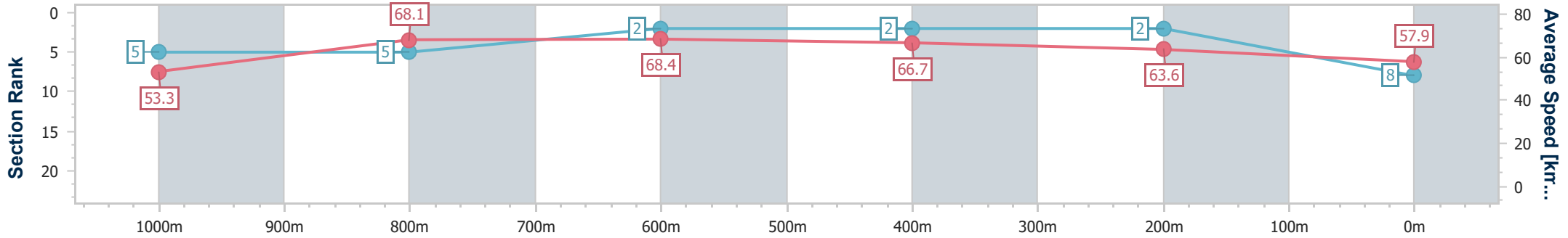


Townsville QLD Professional
 Race 8: COWBOYS LEAGUES CLUB BENCHMARK 60
 Handicap - 1200m
 28 July 2024 - 17:13



Track Rating: Soft 5, Weather: Fine, Rail Position: True

Section	Overall	1000m	800m	600m	400m	200m
Section Times	1:10.05 [8] (0:13.57)	0:56.48 [5] (0:10.75)	0:45.73 [5] (0:10.84)	0:34.89 [2] (0:11.04)	0:23.85 [2] (0:11.41)	0:12.44 [2] (0:12.44)
Average Speed [km/h]	53.3	68.1	68.4	66.7	63.6	57.9
Top Speed [km/h]	68.3	69.1	69.6	68.1	65.1	61.9
Avg. Dist. to Rail [m]	11.6	3.5	5.8	4.8	4.2	5.3
Avg. Stride Freq. [Hz]	2.4	2.4	2.4	2.5	2.4	2.3
Avg. Stride Length [m]	6.2	7.7	7.8	7.5	7.3	7.0



- [] Ranking at each section and finish
- .-.- No data available at this section
- NA No data available



Horse/Jockey Name	Cavente
Final Rank	9
Fastest Section Time (Section)	0:10.65 (1000m)
Top Speed [km/h] (Section)	68.7 (1000m)
Race State	Finished

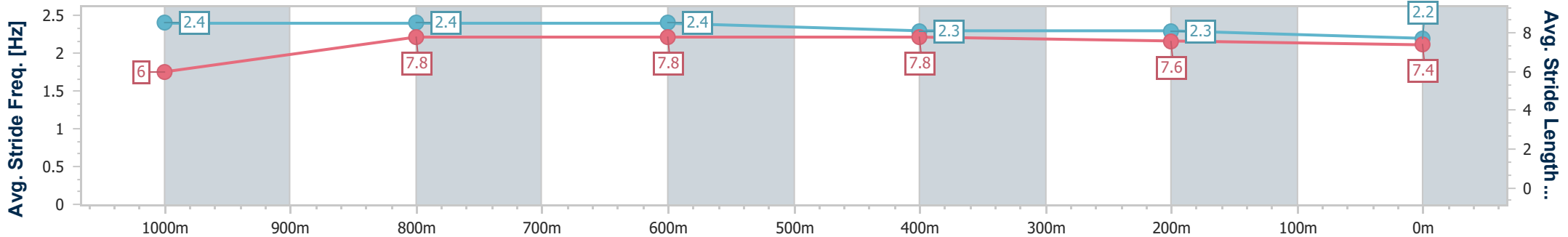
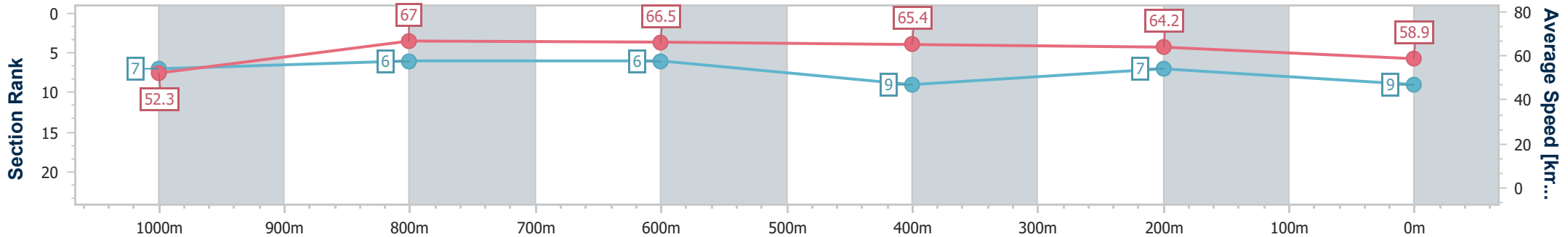


Townsville QLD Professional
 Race 8: COWBOYS LEAGUES CLUB BENCHMARK 60
 Handicap - 1200m
 28 July 2024 - 17:13



Track Rating: Soft 5, Weather: Fine, Rail Position: True

Section	Overall	1000m	800m	600m	400m	200m
Section Times	1:10.13 [9] (0:13.74)	0:56.39 [7] (0:10.65)	0:45.74 [6] (0:10.99)	0:34.75 [6] (0:11.24)	0:23.51 [9] (0:11.29)	0:12.22 [7] (0:12.22)
Average Speed [km/h]	52.3	67.0	66.5	65.4	64.2	58.9
Top Speed [km/h]	68.6	68.7	67.4	66.9	66.1	62.2
Avg. Dist. to Rail [m]	3.0	1.9	3.2	4.3	3.9	4.8
Avg. Stride Freq. [Hz]	2.4	2.4	2.4	2.3	2.3	2.2
Avg. Stride Length [m]	6.0	7.8	7.8	7.8	7.6	7.4



- [] Ranking at each section and finish
- .-.- No data available at this section
- NA No data available



Horse/Jockey Name	Dickin Medal
Final Rank	10
Fastest Section Time (Section)	0:10.98 (800m)
Top Speed [km/h] (Section)	67.5 (Overall)
Race State	Finished

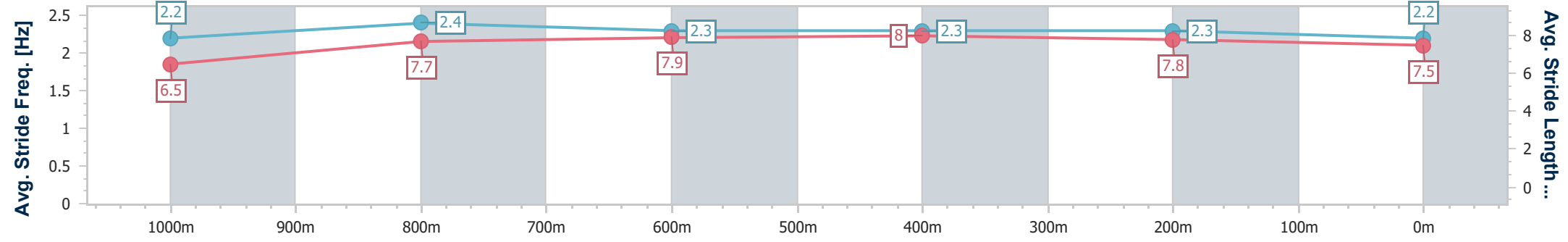
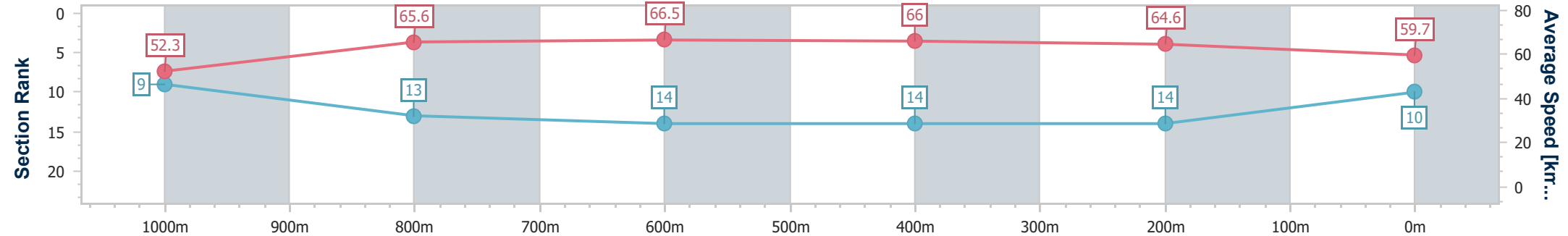


Townsville QLD Professional
 Race 8: COWBOYS LEAGUES CLUB BENCHMARK 60
 Handicap - 1200m
 28 July 2024 - 17:13



Track Rating: Soft 5, Weather: Fine, Rail Position: True

Section	Overall	1000m	800m	600m	400m	200m
Section Times	1:10.28 [10] (0:13.82)	0:56.46 [9] (0:11.07)	0:45.39 [13] (0:10.98)	0:34.41 [14] (0:11.08)	0:23.33 [14] (0:11.24)	0:12.09 [14] (0:12.09)
Average Speed [km/h]	52.3	65.6	66.5	66.0	64.6	59.7
Top Speed [km/h]	67.5	67.0	67.0	66.9	66.4	62.9
Avg. Dist. to Rail [m]	7.3	1.9	2.9	3.2	6.2	6.8
Avg. Stride Freq. [Hz]	2.2	2.4	2.3	2.3	2.3	2.2
Avg. Stride Length [m]	6.5	7.7	7.9	8.0	7.8	7.5



- [] Ranking at each section and finish
- .-.- No data available at this section
- NA No data available



Horse/Jockey Name	Spirit Meister
Final Rank	11
Fastest Section Time (Section)	0:10.75 (800m)
Top Speed [km/h] (Section)	67.4 (800m)
Race State	Finished

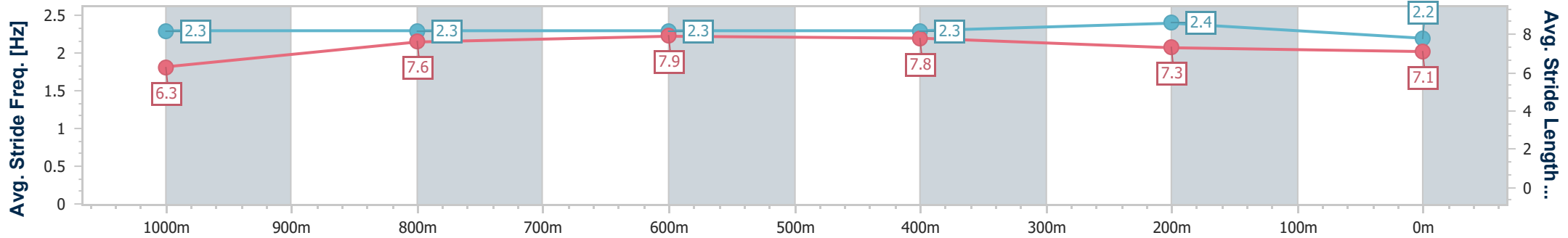
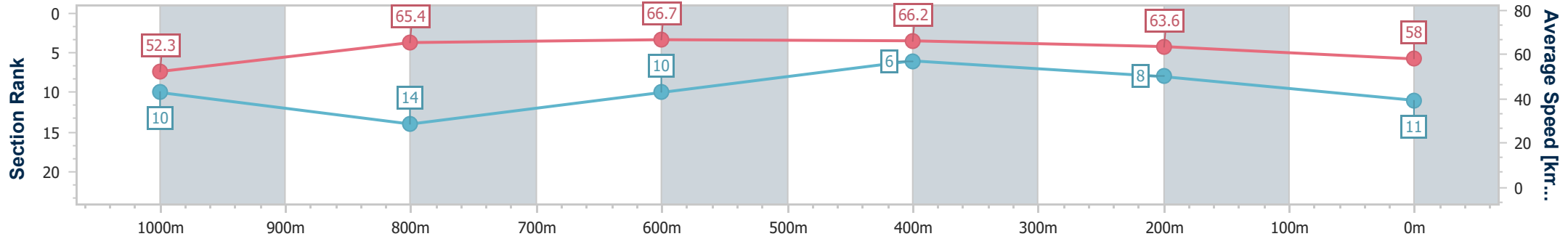


Townsville QLD Professional
 Race 8: COWBOYS LEAGUES CLUB BENCHMARK 60
 Handicap - 1200m
 28 July 2024 - 17:13



Track Rating: Soft 5, Weather: Fine, Rail Position: True

Section	Overall	1000m	800m	600m	400m	200m
Section Times	1:10.33 [11] (0:13.82)	0:56.51 [10] (0:11.09)	0:45.42 [14] (0:10.75)	0:34.67 [10] (0:10.88)	0:23.79 [6] (0:11.38)	0:12.41 [8] (0:12.41)
Average Speed [km/h]	52.3	65.4	66.7	66.2	63.6	58.0
Top Speed [km/h]	67.2	66.5	67.4	67.2	66.1	61.5
Avg. Dist. to Rail [m]	6.8	1.6	0.7	0.7	4.7	8.1
Avg. Stride Freq. [Hz]	2.3	2.3	2.3	2.3	2.4	2.2
Avg. Stride Length [m]	6.3	7.6	7.9	7.8	7.3	7.1



- [] Ranking at each section and finish
- .-.- No data available at this section
- NA No data available



Horse/Jockey Name	Tempo
Final Rank	12
Fastest Section Time (Section)	0:10.85 (1000m)
Top Speed [km/h] (Section)	70.1 (1000m)
Race State	Finished

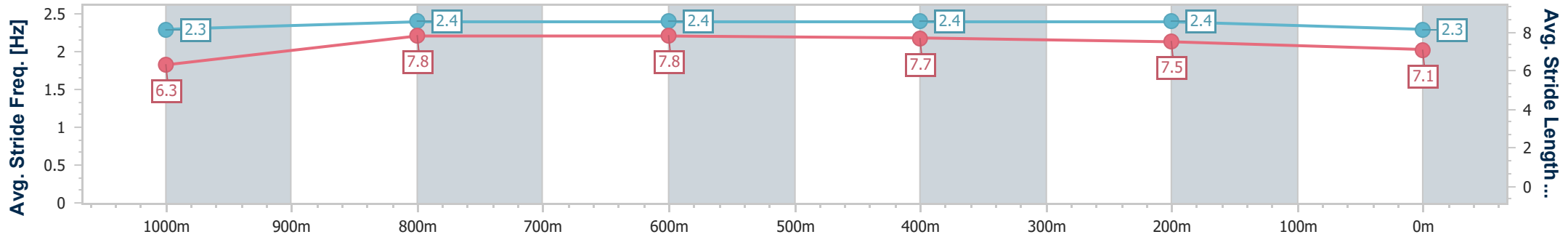
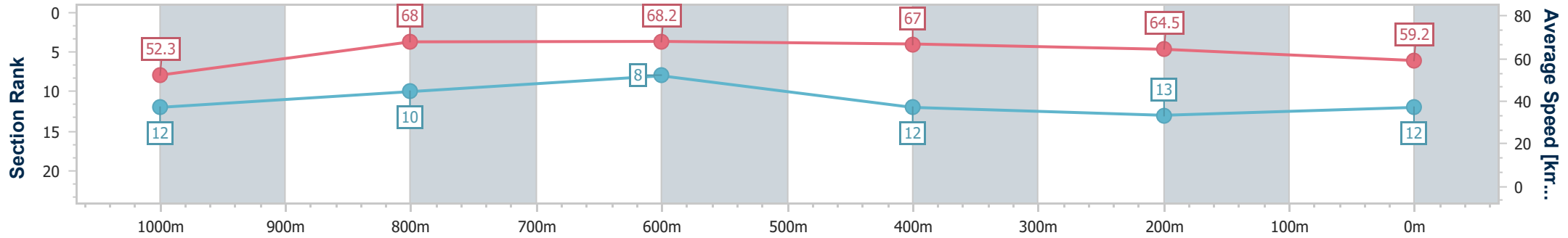


Townsville QLD Professional
 Race 8: COWBOYS LEAGUES CLUB BENCHMARK 60
 Handicap - 1200m
 28 July 2024 - 17:13



Track Rating: Soft 5, Weather: Fine, Rail Position: True

Section	Overall	1000m	800m	600m	400m	200m
Section Times	1:10.33 [12] (0:13.88)	0:56.45 [12] (0:10.85)	0:45.60 [10] (0:10.90)	0:34.70 [8] (0:11.18)	0:23.52 [12] (0:11.35)	0:12.17 [13] (0:12.17)
Average Speed [km/h]	52.3	68.0	68.2	67.0	64.5	59.2
Top Speed [km/h]	68.5	70.1	69.6	69.3	66.1	62.0
Avg. Dist. to Rail [m]	13.3	5.0	6.7	8.0	10.8	14.3
Avg. Stride Freq. [Hz]	2.3	2.4	2.4	2.4	2.4	2.3
Avg. Stride Length [m]	6.3	7.8	7.8	7.7	7.5	7.1



- [] Ranking at each section and finish
- .-.- No data available at this section
- NA No data available



Horse/Jockey Name	Lidder Valley
Final Rank	13
Fastest Section Time (Section)	0:10.91 (800m)
Top Speed [km/h] (Section)	68.3 (Overall)
Race State	Finished

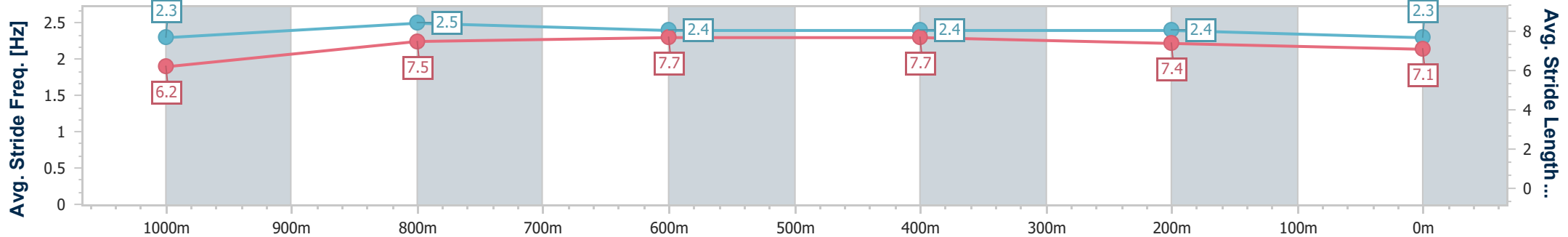
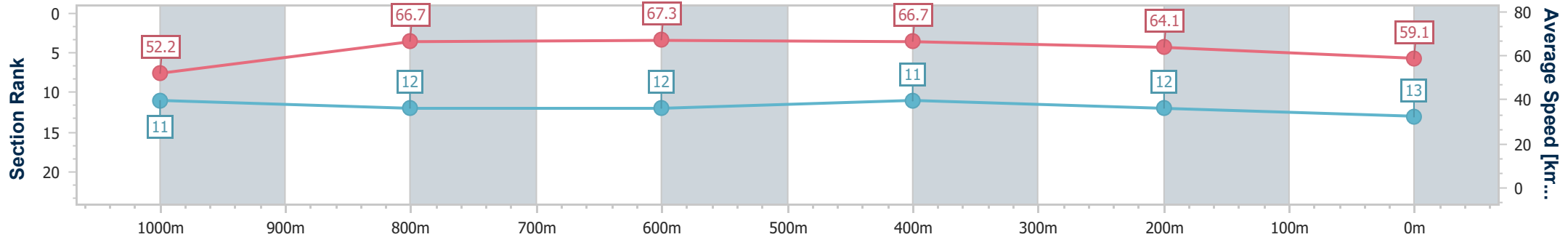


Townsville QLD Professional
 Race 8: COWBOYS LEAGUES CLUB BENCHMARK 60
 Handicap - 1200m
 28 July 2024 - 17:13



Track Rating: Soft 5, Weather: Fine, Rail Position: True

Section	Overall	1000m	800m	600m	400m	200m
Section Times	1:10.34 [13] (0:13.86)	0:56.48 [11] (0:10.94)	0:45.54 [12] (0:10.91)	0:34.63 [12] (0:11.07)	0:23.56 [11] (0:11.37)	0:12.19 [12] (0:12.19)
Average Speed [km/h]	52.2	66.7	67.3	66.7	64.1	59.1
Top Speed [km/h]	68.3	68.1	68.2	68.0	65.8	61.6
Avg. Dist. to Rail [m]	10.0	2.9	4.0	5.0	8.2	12.7
Avg. Stride Freq. [Hz]	2.3	2.5	2.4	2.4	2.4	2.3
Avg. Stride Length [m]	6.2	7.5	7.7	7.7	7.4	7.1



- [] Ranking at each section and finish
- .-.- No data available at this section
- NA No data available



Horse/Jockey Name	Dark Archer
Final Rank	14
Fastest Section Time (Section)	0:10.89 (1000m)
Top Speed [km/h] (Section)	68.0 (1000m)
Race State	Finished

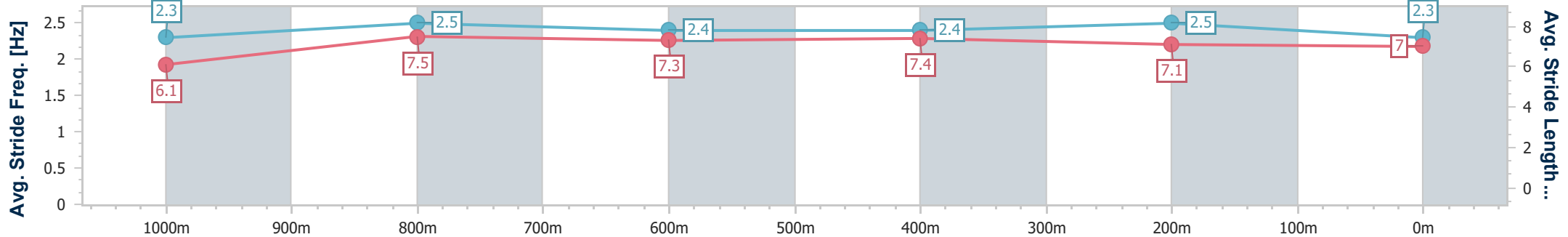
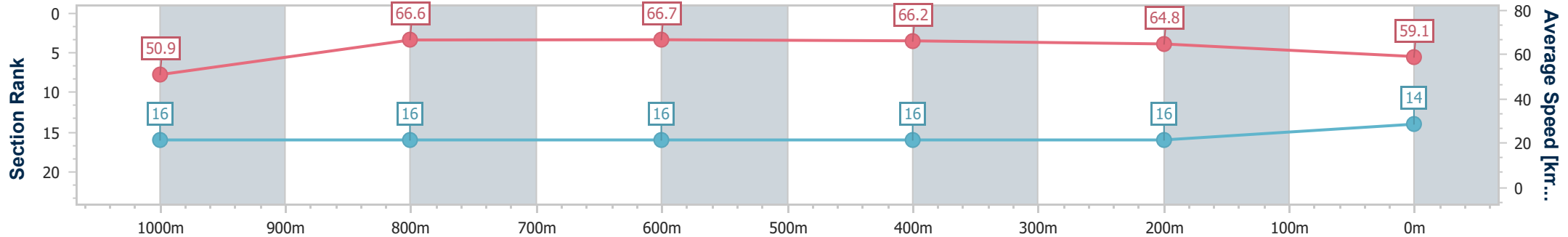


Townsville QLD Professional
 Race 8: COWBOYS LEAGUES CLUB BENCHMARK 60
 Handicap - 1200m
 28 July 2024 - 17:13



Track Rating: Soft 5, Weather: Fine, Rail Position: True

Section	Overall	1000m	800m	600m	400m	200m
Section Times	1:10.55 [14] (0:14.21)	0:56.34 [16] (0:10.89)	0:45.45 [16] (0:10.92)	0:34.53 [16] (0:11.10)	0:23.43 [16] (0:11.25)	0:12.18 [16] (0:12.18)
Average Speed [km/h]	50.9	66.6	66.7	66.2	64.8	59.1
Top Speed [km/h]	64.6	68.0	67.5	67.0	65.4	63.1
Avg. Dist. to Rail [m]	11.6	1.5	2.1	4.0	6.7	5.8
Avg. Stride Freq. [Hz]	2.3	2.5	2.4	2.4	2.5	2.3
Avg. Stride Length [m]	6.1	7.5	7.3	7.4	7.1	7.0



- [] Ranking at each section and finish
- .-.- No data available at this section
- NA No data available



Horse/Jockey Name	Set The Sails
Final Rank	15
Fastest Section Time (Section)	0:10.82 (1000m)
Top Speed [km/h] (Section)	68.7 (800m)
Race State	Finished

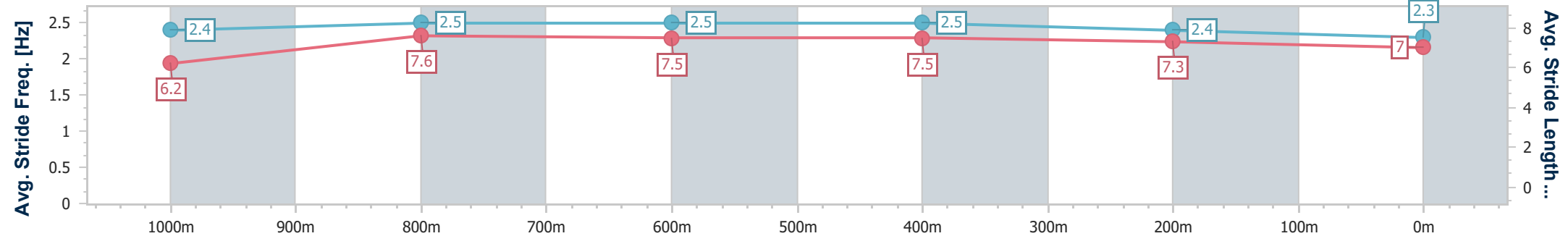
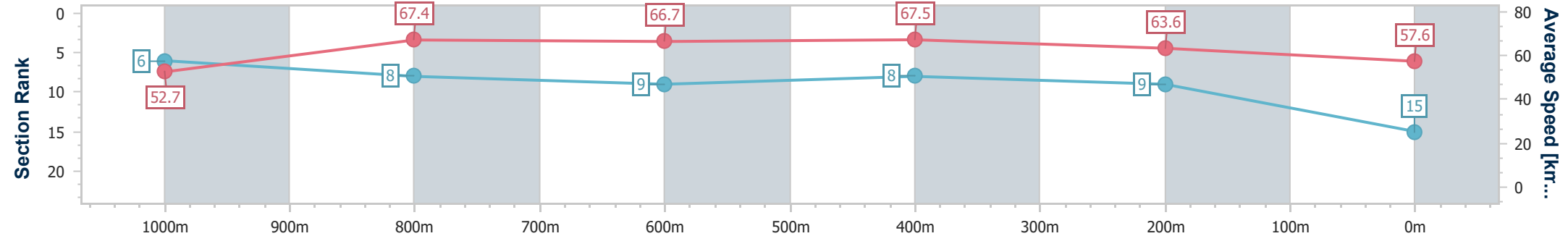


Townsville QLD Professional
 Race 8: COWBOYS LEAGUES CLUB BENCHMARK 60
 Handicap - 1200m
 28 July 2024 - 17:13



Track Rating: Soft 5, Weather: Fine, Rail Position: True

Section	Overall	1000m	800m	600m	400m	200m
Section Times	1:10.56 [15] (0:13.72)	0:56.84 [6] (0:10.82)	0:46.02 [8] (0:11.10)	0:34.92 [9] (0:10.96)	0:23.96 [8] (0:11.45)	0:12.51 [9] (0:12.51)
Average Speed [km/h]	52.7	67.4	66.7	67.5	63.6	57.6
Top Speed [km/h]	67.4	68.4	68.7	68.3	66.3	60.0
Avg. Dist. to Rail [m]	13.0	2.6	5.5	5.4	7.8	11.3
Avg. Stride Freq. [Hz]	2.4	2.5	2.5	2.5	2.4	2.3
Avg. Stride Length [m]	6.2	7.6	7.5	7.5	7.3	7.0



- [] Ranking at each section and finish
- .-.- No data available at this section
- NA No data available



Horse/Jockey Name	So Odelia
Final Rank	16
Fastest Section Time (Section)	0:10.69 (1000m)
Top Speed [km/h] (Section)	68.9 (1000m)
Race State	Finished

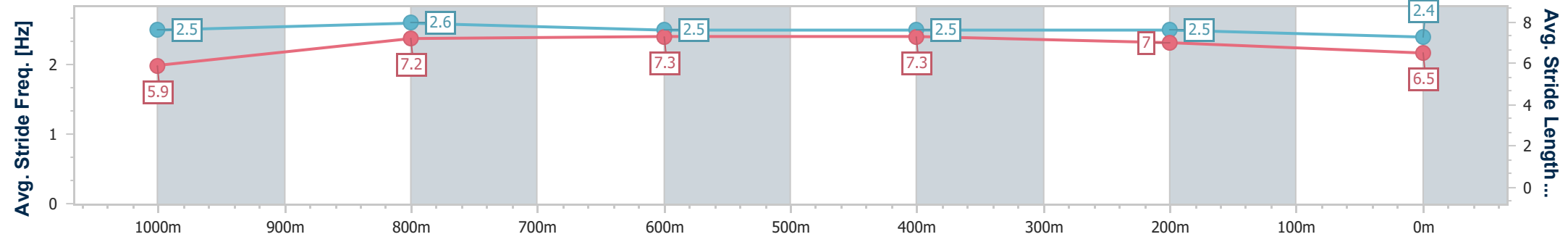
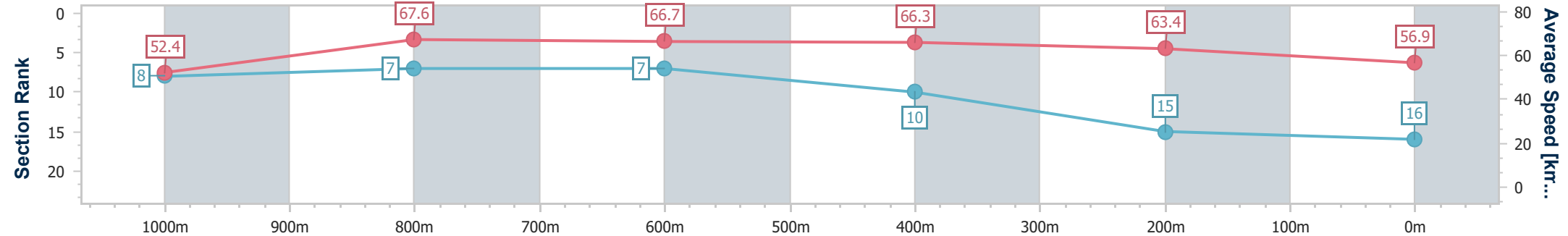


Townsville QLD Professional
 Race 8: COWBOYS LEAGUES CLUB BENCHMARK 60
 Handicap - 1200m
 28 July 2024 - 17:13



Track Rating: Soft 5, Weather: Fine, Rail Position: True

Section	Overall	1000m	800m	600m	400m	200m
Section Times	1:10.94 [16] (0:13.75)	0:57.19 [8] (0:10.69)	0:46.50 [7] (0:11.06)	0:35.44 [7] (0:11.27)	0:24.17 [10] (0:11.53)	0:12.64 [15] (0:12.64)
Average Speed [km/h]	52.4	67.6	66.7	66.3	63.4	56.9
Top Speed [km/h]	67.8	68.9	68.2	68.1	65.1	60.9
Avg. Dist. to Rail [m]	3.6	1.1	4.9	7.6	8.9	11.1
Avg. Stride Freq. [Hz]	2.5	2.6	2.5	2.5	2.5	2.4
Avg. Stride Length [m]	5.9	7.2	7.3	7.3	7.0	6.5



- [] Ranking at each section and finish
- .-.- No data available at this section
- NA No data available