



Townsville QLD Professional

Race 5: GLOBAL WELDING SUPPLIES LIGHTNING OPEN Handicap - 1000m

28 July 2024 - 15:10



Track Rating: Soft 5, Weather: Fine, Rail Position: True

Section		Overall	800m	600m	400m	200m	Last 600m					
Field Times		0:54.32 (0:12.28)	0:42.04 (0:10.11)	0:31.93 (0:10.42)	0:21.51 (0:10.41)	0:11.10 (0:11.10)	0:31.93					
Rank	TAB Horse/Jockey	Barrier	Top Speed [km/h]	Fastest Section	Margin					Distance Travelled [m]		
1	5 QUEEN ASSASSIN Justin Huxtable	5	71.5 Overall	0:10.07 800m	0:54.32 [1] (0:12.47)	0:41.85 [3] (0:10.07)	0:31.78 [3] (0:10.43)	0:21.35 [3] (0:10.25)	0:11.10 [1] (0:11.10)	0:54.32	0:31.78	
2	7 DEMON AWARD Corey Bayliss	7	71.3 800m	0:09.92 800m	0:54.70 [2] (0:12.85)	0:41.85 [7] (0:09.92)	0:31.93 [6] (0:10.30)	0:21.63 [4] (0:10.47)	0:11.16 [3] (0:11.16)	2.2L	0:31.93	+4
3	10 DOUBTING EYE Jackson Murphy	6	69.8 400m	0:09.79 800m	0:54.99 [3] (0:12.99)	0:42.00 [10] (0:09.79)	0:32.21 [7] (0:10.30)	0:21.91 [6] (0:10.61)	0:11.30 [6] (0:11.30)	3.91L	0:32.21	-1
4	6 ROWEINER'S DANCE Justin Stanley	11	70.6 600m	0:10.09 800m	0:55.04 [4] (0:12.61)	0:42.43 [4] (0:10.09)	0:32.34 [4] (0:10.38)	0:21.96 [5] (0:10.53)	0:11.43 [5] (0:11.43)	4.19L	0:32.34	-2
5	3 HURTLE Lacey Morrison	10	70.6 800m	0:09.97 800m	0:55.12 [5] (0:13.15)	0:41.97 [11] (0:09.97)	0:32.00 [11] (0:10.28)	0:21.72 [8] (0:10.50)	0:11.22 [8] (0:11.22)	4.65L	0:32.00	+0
6	1 ALL TIME LEGEND Ryan Wiggins	3	69.5 800m	0:10.02 800m	0:55.12 [6] (0:12.74)	0:42.38 [5] (0:10.02)	0:32.36 [5] (0:10.42)	0:21.94 [7] (0:10.63)	0:11.31 [7] (0:11.31)	4.71L	0:32.36	-1
7	11 RED BOOMSHAKALAKA Samantha Collett	2	69.8 800m	0:10.08 800m	0:55.21 [7] (0:12.31)	0:42.90 [2] (0:10.08)	0:32.82 [1] (0:10.42)	0:22.40 [1] (0:10.67)	0:11.73 [2] (0:11.73)	5.19L	0:32.82	+2
8	8 EYEWITNESS Ron Stewart	4	68.8 800m	0:10.13 800m	0:55.45 [8] (0:12.98)	0:42.47 [9] (0:10.13)	0:32.34 [10] (0:10.41)	0:21.93 [10] (0:10.72)	0:11.21 [10] (0:11.21)	6.63L	0:32.34	-1
9	4 AHWAHNEECHEE Nikki Olzard	9	69.4 400m	0:10.17 800m	0:55.51 [9] (0:12.92)	0:42.59 [8] (0:10.17)	0:32.42 [9] (0:10.44)	0:21.98 [11] (0:10.68)	0:11.30 [9] (0:11.30)	6.97L	0:32.42	+0
10	2 BLUE KENTUCKY MOON Warwick Satherley	1	70.2 800m	0:10.13 800m	0:55.63 [10] (0:12.28)	0:43.35 [1] (0:10.13)	0:33.22 [2] (0:10.43)	0:22.79 [2] (0:10.76)	0:12.03 [4] (0:12.03)	7.68L	0:33.22	-1

[] Ranking at each section and finish
 -:-:- No data available at this section
 NA No data available

SCN Saddle cloth number
 DNF Did not finish
 DNT Did not track



Townsville QLD Professional
Race 5: GLOBAL WELDING SUPPLIES LIGHTNING OPEN Handicap - 1000m
28 July 2024 - 15:10



Track Rating: Soft 5, Weather: Fine, Rail Position: True

Section		Overall	800m	600m	400m	200m	Last 600m					
Field Times		0:54.32 (0:12.28)	0:42.04 (0:10.11)	0:31.93 (0:10.42)	0:21.51 (0:10.41)	0:11.10 (0:11.10)	0:31.93					
Rank	TAB Horse/Jockey	Barrier	Top Speed [km/h]	Fastest Section	Margin			Distance Travelled [m]				
11	9 BAKUHATSU Pietro Romeo	8	71.1 600m	0:10.13 800m	0:55.78 [11] (0:12.80)	0:42.98 [6] (0:10.13)	0:32.85 [8] (0:10.50)	0:22.35 [9] (0:10.86)	0:11.49 [11] (0:11.49)	8.57L	0:32.85	+4

[] Ranking at each section and finish
 -:-:- No data available at this section
 NA No data available

SCN Saddle cloth number
 DNF Did not finish
 DNT Did not track



Horse/Jockey Name	Queen Assassin
Final Rank	1
Fastest Section Time (Section)	0:10.07 (800m)
Top Speed [km/h] (Section)	71.5 (Overall)
Race State	Finished

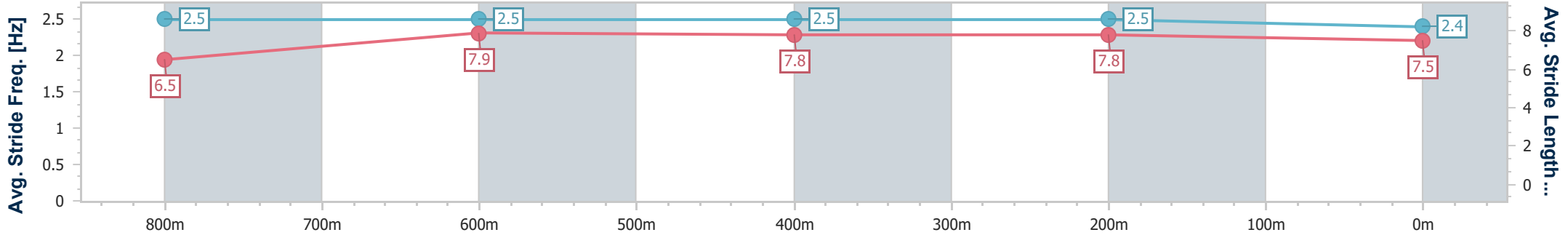
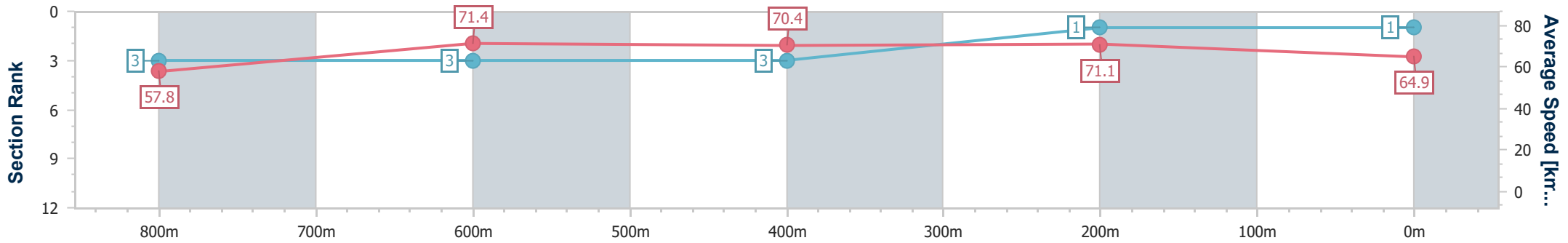


Townsville QLD Professional
 Race 5: GLOBAL WELDING SUPPLIES LIGHTNING OPEN
 Handicap - 1000m
 28 July 2024 - 15:10



Track Rating: Soft 5, Weather: Fine, Rail Position: True

Section	Overall	800m	600m	400m	200m
Section Times	0:54.32 [1] (0:12.47)	0:41.85 [3] (0:10.07)	0:31.78 [3] (0:10.43)	0:21.35 [3] (0:10.25)	0:11.10 [1] (0:11.10)
Average Speed [km/h]	57.8	71.4	70.4	71.1	64.9
Top Speed [km/h]	71.5	65.2	71.3	68.8	69.1
Avg. Dist. to Rail [m]	7.1	0.8	3.8	7.3	7.6
Avg. Stride Freq. [Hz]	2.5	2.5	2.5	2.5	2.4
Avg. Stride Length [m]	6.5	7.9	7.8	7.8	7.5



- [] Ranking at each section and finish
- .-.- No data available at this section
- NA No data available



Horse/Jockey Name	Demon Award
Final Rank	2
Fastest Section Time (Section)	0:09.92 (800m)
Top Speed [km/h] (Section)	71.3 (800m)
Race State	Finished

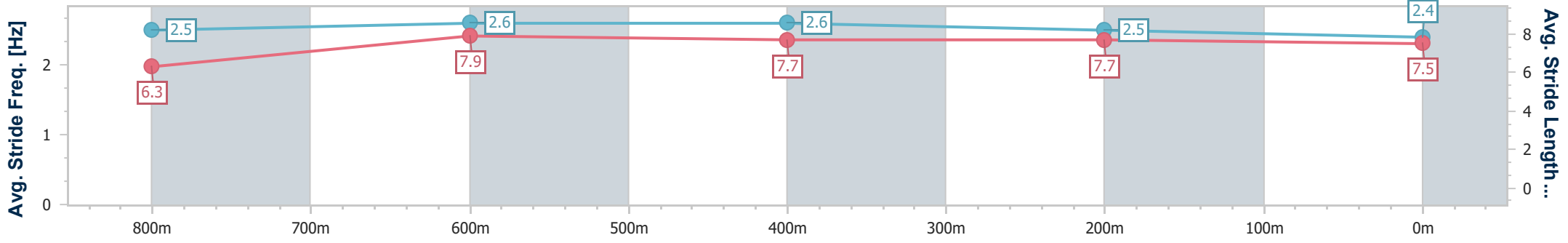
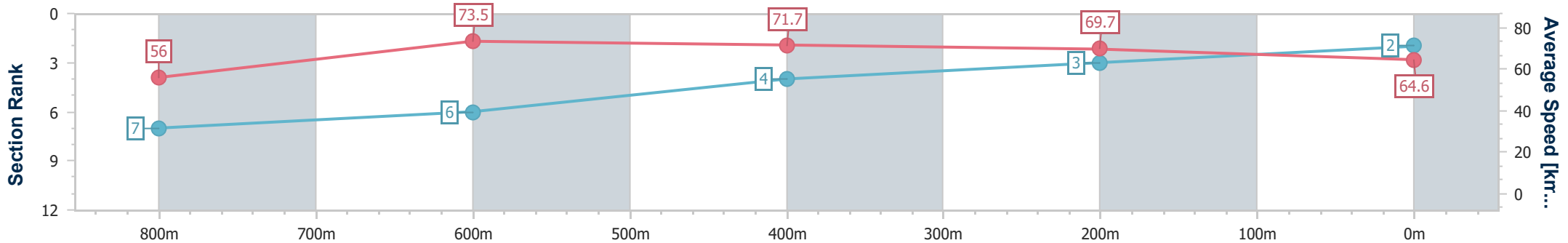


Townsville QLD Professional
 Race 5: GLOBAL WELDING SUPPLIES LIGHTNING OPEN
 Handicap - 1000m
 28 July 2024 - 15:10



Track Rating: Soft 5, Weather: Fine, Rail Position: True

Section	Overall	800m	600m	400m	200m
Section Times	0:54.70 [2] (0:12.85)	0:41.85 [7] (0:09.92)	0:31.93 [6] (0:10.30)	0:21.63 [4] (0:10.47)	0:11.16 [3] (0:11.16)
Average Speed [km/h]	56.0	73.5	71.7	69.7	64.6
Top Speed [km/h]	65.2	71.3	71.3	71.0	67.9
Avg. Dist. to Rail [m]	6.4	3.1	5.2	8.1	8.9
Avg. Stride Freq. [Hz]	2.5	2.6	2.6	2.5	2.4
Avg. Stride Length [m]	6.3	7.9	7.7	7.7	7.5



- [] Ranking at each section and finish
- .-.- No data available at this section
- NA No data available



Horse/Jockey Name	Doubting Eye
Final Rank	3
Fastest Section Time (Section)	0:09.79 (800m)
Top Speed [km/h] (Section)	69.8 (400m)
Race State	Finished

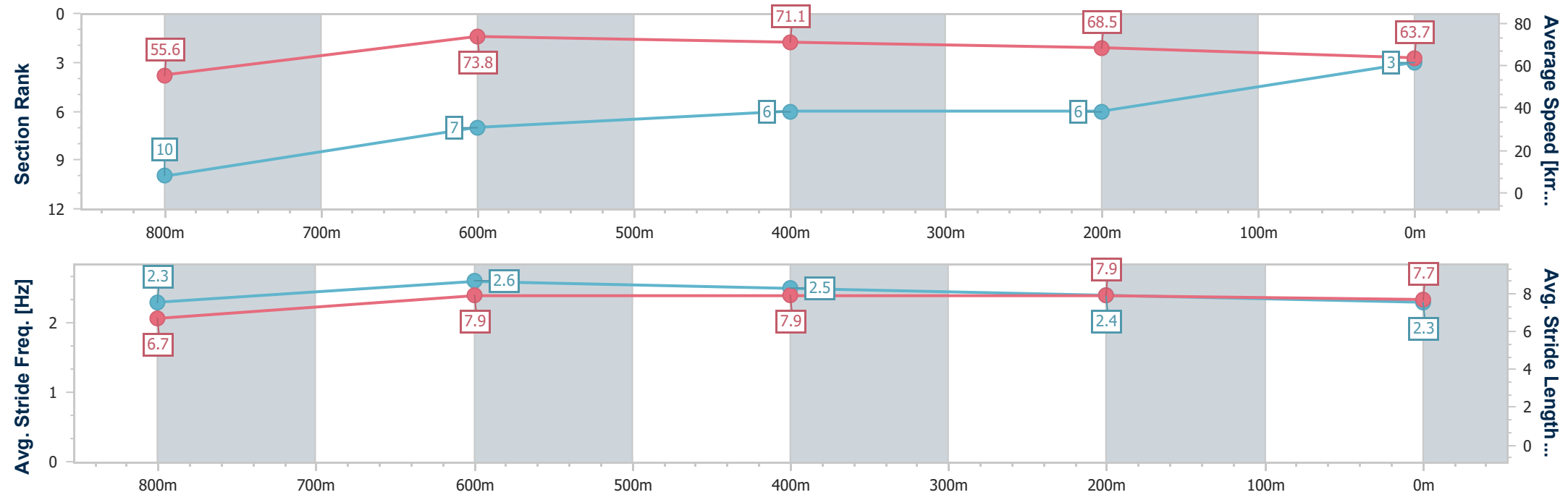


Townsville QLD Professional
 Race 5: GLOBAL WELDING SUPPLIES LIGHTNING OPEN
 Handicap - 1000m
 28 July 2024 - 15:10



Track Rating: Soft 5, Weather: Fine, Rail Position: True

Section	Overall	800m	600m	400m	200m
Section Times	0:54.99 [3] (0:12.99)	0:42.00 [10] (0:09.79)	0:32.21 [7] (0:10.30)	0:21.91 [6] (0:10.61)	0:11.30 [6] (0:11.30)
Average Speed [km/h]	55.6	73.8	71.1	68.5	63.7
Top Speed [km/h]	65.9	68.0	68.4	69.8	66.7
Avg. Dist. to Rail [m]	6.3	1.5	2.9	6.7	9.5
Avg. Stride Freq. [Hz]	2.3	2.6	2.5	2.4	2.3
Avg. Stride Length [m]	6.7	7.9	7.9	7.9	7.7



- [] Ranking at each section and finish
- .-.- No data available at this section
- NA No data available



Horse/Jockey Name	Roweiner's Dance
Final Rank	4
Fastest Section Time (Section)	0:10.09 (800m)
Top Speed [km/h] (Section)	70.6 (600m)
Race State	Finished

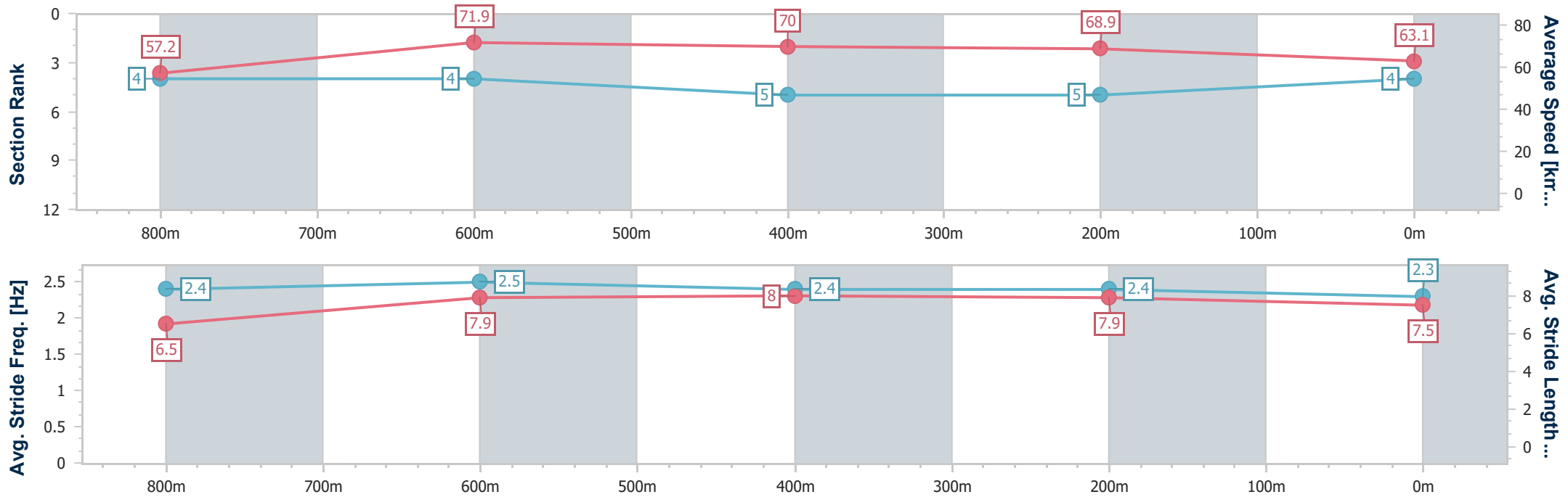


Townsville QLD Professional
 Race 5: GLOBAL WELDING SUPPLIES LIGHTNING OPEN
 Handicap - 1000m
 28 July 2024 - 15:10



Track Rating: Soft 5, Weather: Fine, Rail Position: True

Section	Overall	800m	600m	400m	200m
Section Times	0:55.04 [4] (0:12.61)	0:42.43 [4] (0:10.09)	0:32.34 [4] (0:10.38)	0:21.96 [5] (0:10.53)	0:11.43 [5] (0:11.43)
Average Speed [km/h]	57.2	71.9	70.0	68.9	63.1
Top Speed [km/h]	68.8	69.8	70.6	66.6	67.1
Avg. Dist. to Rail [m]	10.8	2.4	1.9	4.2	6.5
Avg. Stride Freq. [Hz]	2.4	2.5	2.4	2.4	2.3
Avg. Stride Length [m]	6.5	7.9	8.0	7.9	7.5



- [] Ranking at each section and finish
- .-.- No data available at this section
- NA No data available



Horse/Jockey Name	Hurtle
Final Rank	5
Fastest Section Time (Section)	0:09.97 (800m)
Top Speed [km/h] (Section)	70.6 (800m)
Race State	Finished

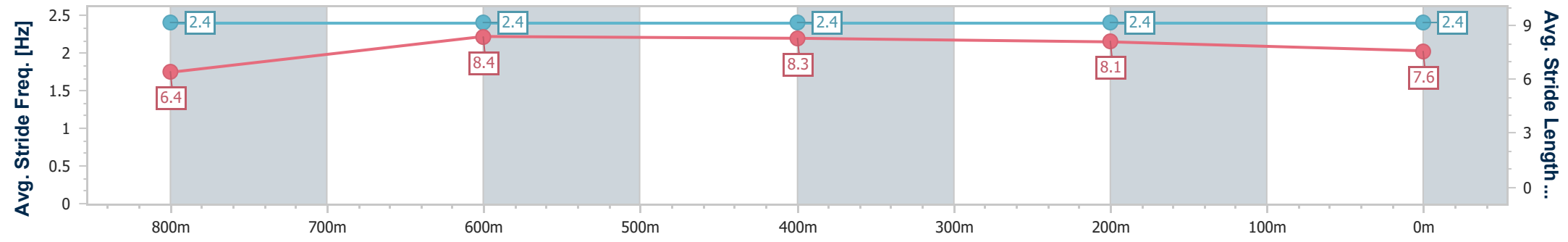
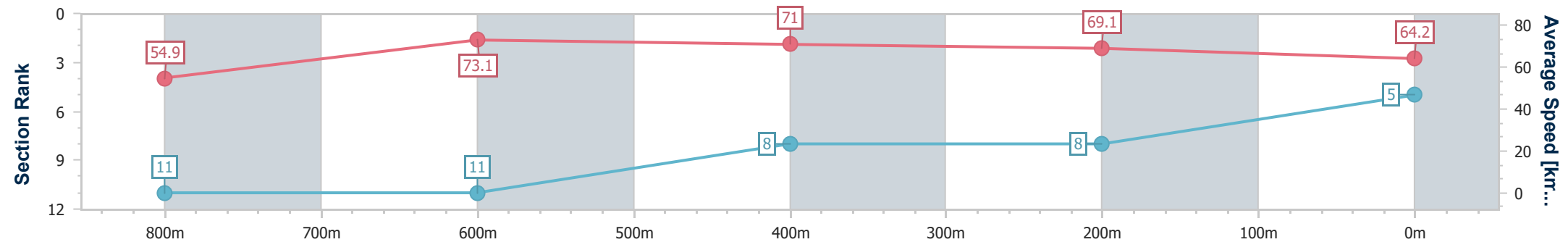


Townsville QLD Professional
 Race 5: GLOBAL WELDING SUPPLIES LIGHTNING OPEN
 Handicap - 1000m
 28 July 2024 - 15:10



Track Rating: Soft 5, Weather: Fine, Rail Position: True

Section	Overall	800m	600m	400m	200m
Section Times	0:55.12 [5] (0:13.15)	0:41.97 [11] (0:09.97)	0:32.00 [11] (0:10.28)	0:21.72 [8] (0:10.50)	0:11.22 [8] (0:11.22)
Average Speed [km/h]	54.9	73.1	71.0	69.1	64.2
Top Speed [km/h]	66.2	70.6	69.8	70.3	67.8
Avg. Dist. to Rail [m]	11.1	3.6	2.6	5.2	9.5
Avg. Stride Freq. [Hz]	2.4	2.4	2.4	2.4	2.4
Avg. Stride Length [m]	6.4	8.4	8.3	8.1	7.6



- [] Ranking at each section and finish
- .-.- No data available at this section
- NA No data available



Horse/Jockey Name	All Time Legend
Final Rank	6
Fastest Section Time (Section)	0:10.02 (800m)
Top Speed [km/h] (Section)	69.5 (800m)
Race State	Finished

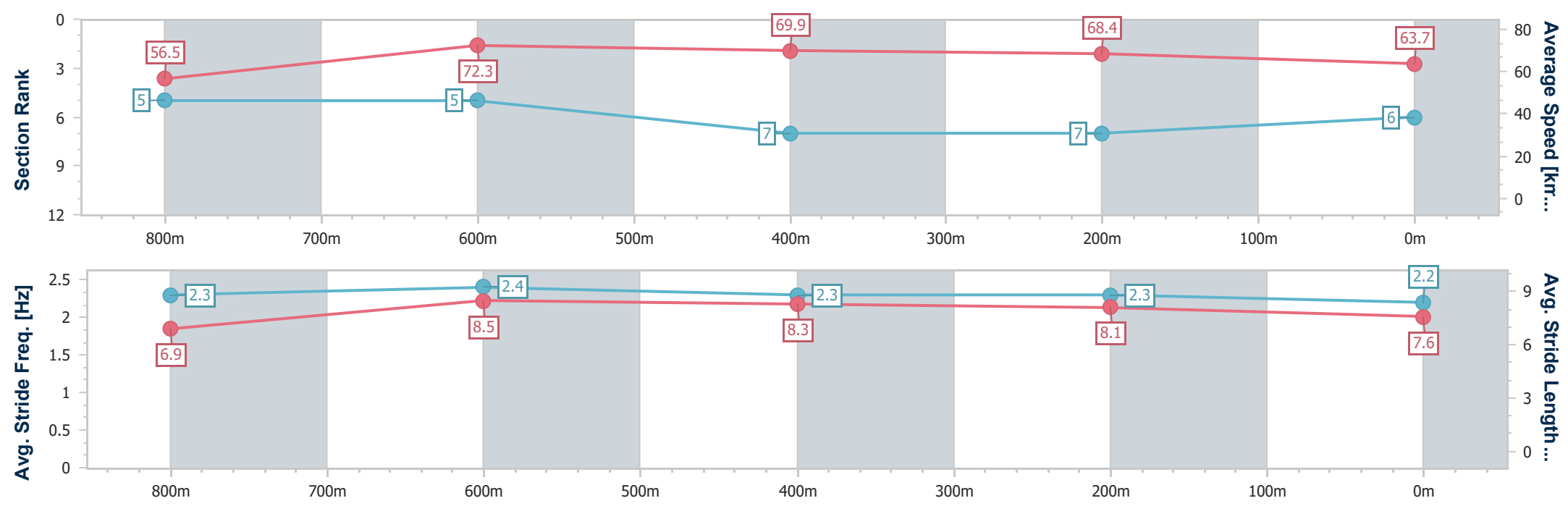


Townsville QLD Professional
 Race 5: GLOBAL WELDING SUPPLIES LIGHTNING OPEN
 Handicap - 1000m
 28 July 2024 - 15:10



Track Rating: Soft 5, Weather: Fine, Rail Position: True

Section	Overall	800m	600m	400m	200m
Section Times	0:55.12 [6] (0:12.74)	0:42.38 [5] (0:10.02)	0:32.36 [5] (0:10.42)	0:21.94 [7] (0:10.63)	0:11.31 [7] (0:11.31)
Average Speed [km/h]	56.5	72.3	69.9	68.4	63.7
Top Speed [km/h]	67.7	69.5	68.0	69.4	66.9
Avg. Dist. to Rail [m]	5.0	1.3	2.7	5.6	8.8
Avg. Stride Freq. [Hz]	2.3	2.4	2.3	2.3	2.2
Avg. Stride Length [m]	6.9	8.5	8.3	8.1	7.6



- [] Ranking at each section and finish
- .-.- No data available at this section
- NA No data available



Horse/Jockey Name	Red Boomshakalaka
Final Rank	7
Fastest Section Time (Section)	0:10.08 (800m)
Top Speed [km/h] (Section)	69.8 (800m)
Race State	Finished

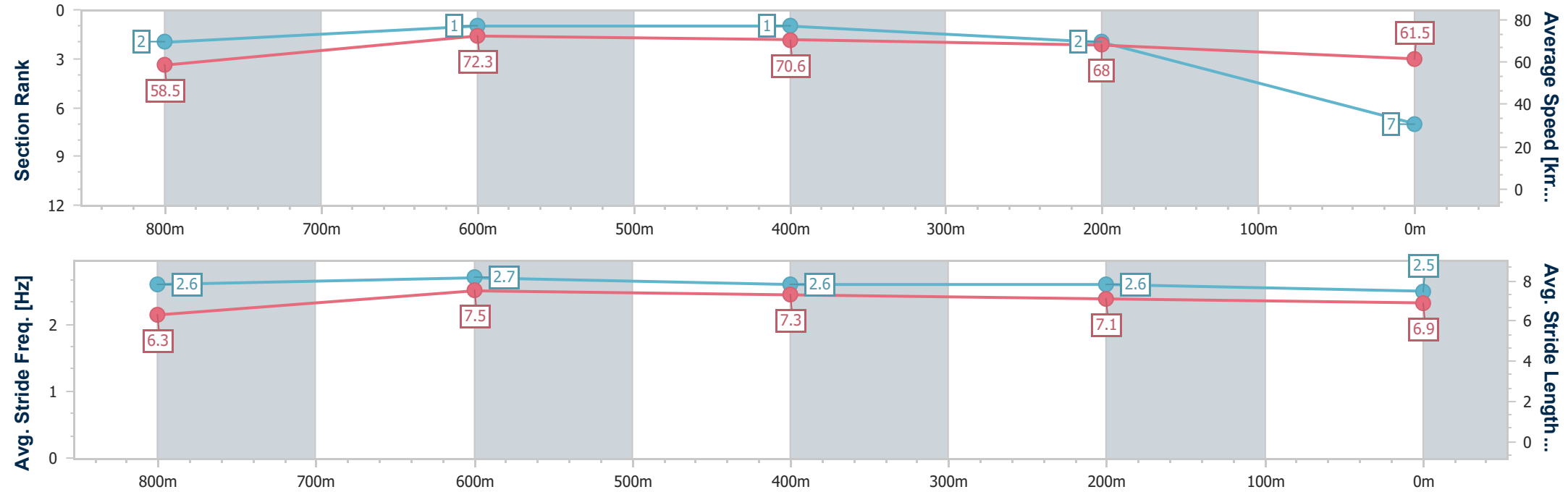


Townsville QLD Professional
 Race 5: GLOBAL WELDING SUPPLIES LIGHTNING OPEN
 Handicap - 1000m
 28 July 2024 - 15:10



Track Rating: Soft 5, Weather: Fine, Rail Position: True

Section	Overall	800m	600m	400m	200m
Section Times	0:55.21 [7] (0:12.31)	0:42.90 [2] (0:10.08)	0:32.82 [1] (0:10.42)	0:22.40 [1] (0:10.67)	0:11.73 [2] (0:11.73)
Average Speed [km/h]	58.5	72.3	70.6	68.0	61.5
Top Speed [km/h]	66.2	69.8	67.7	69.5	66.5
Avg. Dist. to Rail [m]	4.8	3.3	4.3	5.2	5.3
Avg. Stride Freq. [Hz]	2.6	2.7	2.6	2.6	2.5
Avg. Stride Length [m]	6.3	7.5	7.3	7.1	6.9



- [] Ranking at each section and finish
- .-.- No data available at this section
- NA No data available



Horse/Jockey Name	Eyewitness
Final Rank	8
Fastest Section Time (Section)	0:10.13 (800m)
Top Speed [km/h] (Section)	68.8 (800m)
Race State	Finished

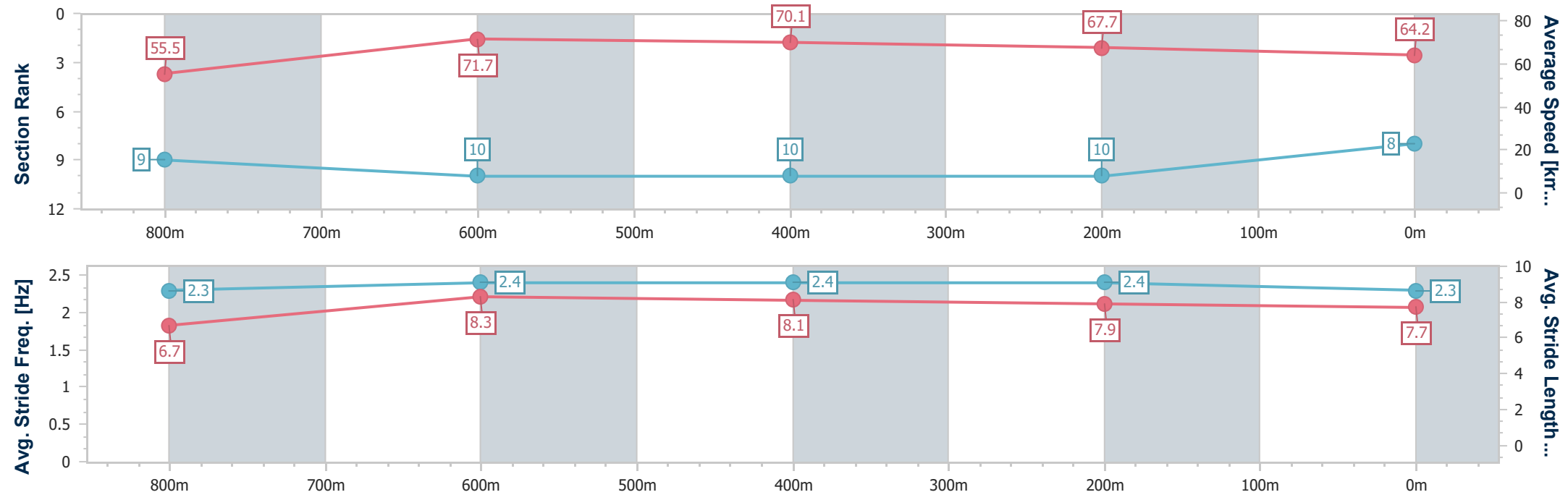


Townsville QLD Professional
 Race 5: GLOBAL WELDING SUPPLIES LIGHTNING OPEN
 Handicap - 1000m
 28 July 2024 - 15:10



Track Rating: Soft 5, Weather: Fine, Rail Position: True

Section	Overall	800m	600m	400m	200m
Section Times	0:55.45 [8] (0:12.98)	0:42.47 [9] (0:10.13)	0:32.34 [10] (0:10.41)	0:21.93 [10] (0:10.72)	0:11.21 [10] (0:11.21)
Average Speed [km/h]	55.5	71.7	70.1	67.7	64.2
Top Speed [km/h]	65.2	68.8	64.8	68.1	67.2
Avg. Dist. to Rail [m]	5.2	1.9	3.0	5.2	7.5
Avg. Stride Freq. [Hz]	2.3	2.4	2.4	2.4	2.3
Avg. Stride Length [m]	6.7	8.3	8.1	7.9	7.7



- [] Ranking at each section and finish
- .-.- No data available at this section
- NA No data available



Horse/Jockey Name	Ahwahneechee
Final Rank	9
Fastest Section Time (Section)	0:10.17 (800m)
Top Speed [km/h] (Section)	69.4 (400m)
Race State	Finished

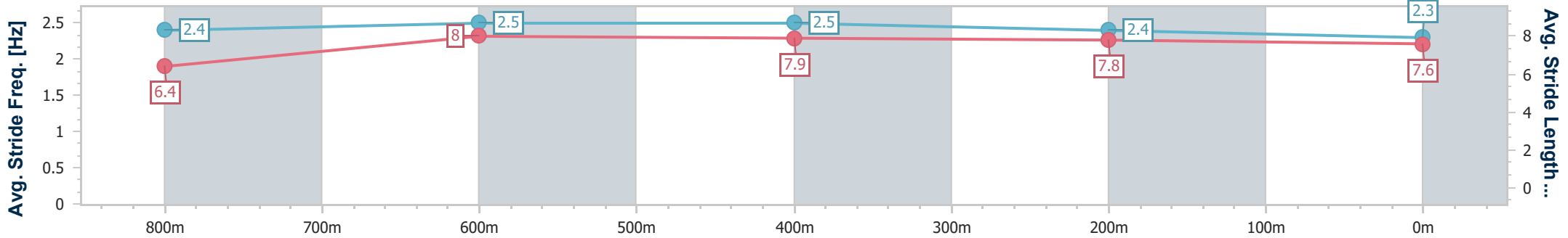
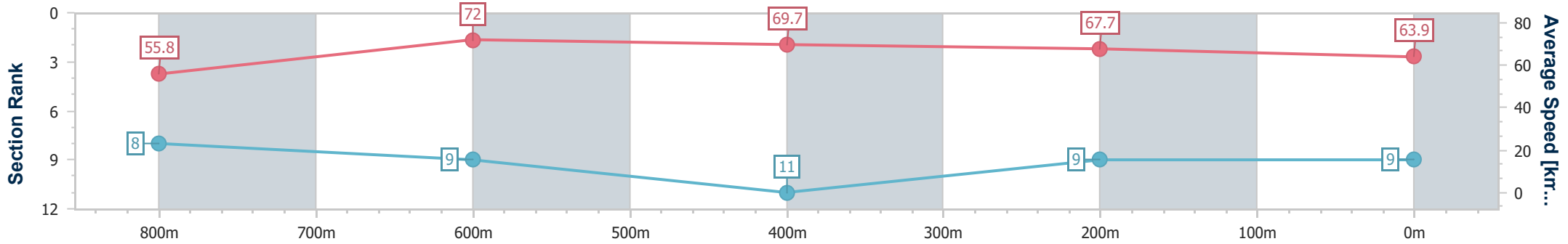


Townsville QLD Professional
 Race 5: GLOBAL WELDING SUPPLIES LIGHTNING OPEN
 Handicap - 1000m
 28 July 2024 - 15:10



Track Rating: Soft 5, Weather: Fine, Rail Position: True

Section	Overall	800m	600m	400m	200m
Section Times	0:55.51 [9] (0:12.92)	0:42.59 [8] (0:10.17)	0:32.42 [9] (0:10.44)	0:21.98 [11] (0:10.68)	0:11.30 [9] (0:11.30)
Average Speed [km/h]	55.8	72.0	69.7	67.7	63.9
Top Speed [km/h]	67.0	65.5	68.4	69.4	66.5
Avg. Dist. to Rail [m]	10.9	4.5	2.6	3.3	6.3
Avg. Stride Freq. [Hz]	2.4	2.5	2.5	2.4	2.3
Avg. Stride Length [m]	6.4	8.0	7.9	7.8	7.6



- [] Ranking at each section and finish
- .-.- No data available at this section
- NA No data available



Horse/Jockey Name	Blue Kentucky Moon
Final Rank	10
Fastest Section Time (Section)	0:10.13 (800m)
Top Speed [km/h] (Section)	70.2 (800m)
Race State	Finished

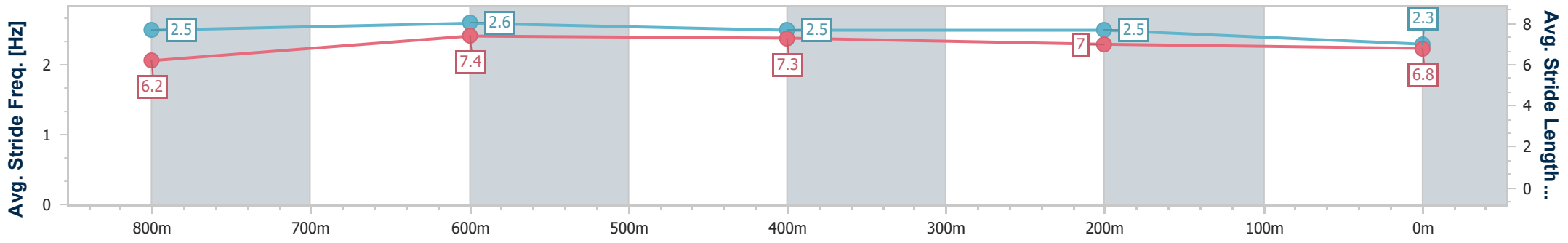
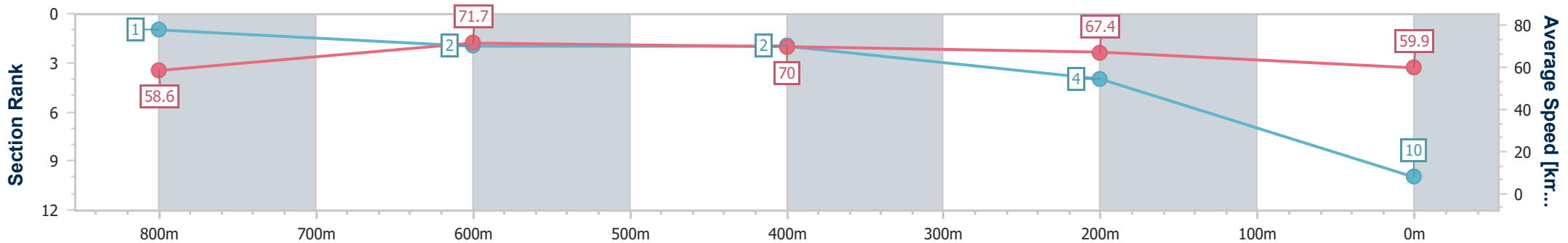


Townsville QLD Professional
 Race 5: GLOBAL WELDING SUPPLIES LIGHTNING OPEN
 Handicap - 1000m
 28 July 2024 - 15:10



Track Rating: Soft 5, Weather: Fine, Rail Position: True

Section	Overall	800m	600m	400m	200m
Section Times	0:55.63 [10] (0:12.28)	0:43.35 [1] (0:10.13)	0:33.22 [2] (0:10.43)	0:22.79 [2] (0:10.76)	0:12.03 [4] (0:12.03)
Average Speed [km/h]	58.6	71.7	70.0	67.4	59.9
Top Speed [km/h]	66.2	70.2	70.1	66.2	64.5
Avg. Dist. to Rail [m]	5.4	2.9	3.0	2.9	2.8
Avg. Stride Freq. [Hz]	2.5	2.6	2.5	2.5	2.3
Avg. Stride Length [m]	6.2	7.4	7.3	7.0	6.8



- [] Ranking at each section and finish
- .-.- No data available at this section
- NA No data available



Horse/Jockey Name	Bakuhatsu
Final Rank	11
Fastest Section Time (Section)	0:10.13 (800m)
Top Speed [km/h] (Section)	71.1 (600m)
Race State	Finished

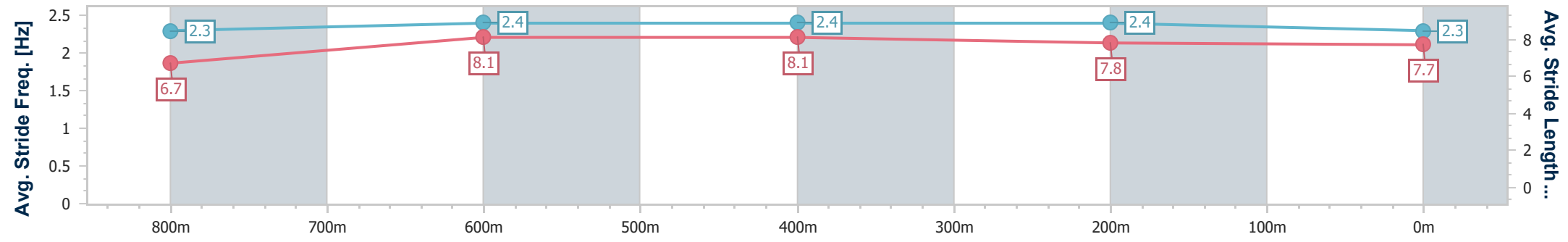
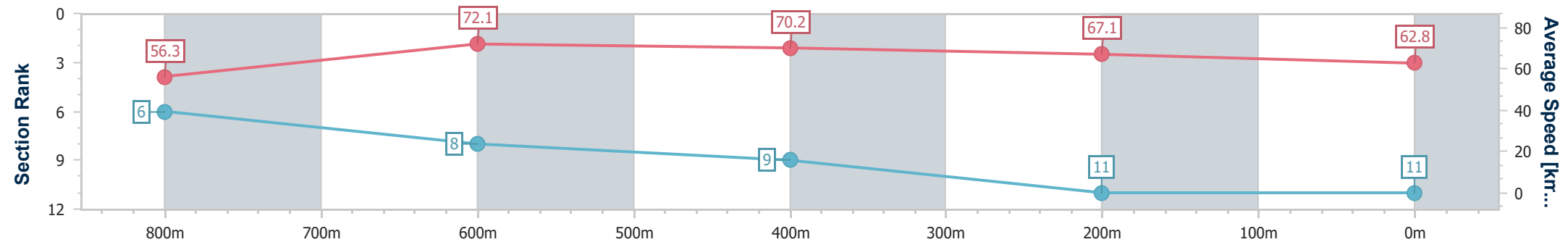


Townsville QLD Professional
 Race 5: GLOBAL WELDING SUPPLIES LIGHTNING OPEN
 Handicap - 1000m
 28 July 2024 - 15:10



Track Rating: Soft 5, Weather: Fine, Rail Position: True

Section	Overall	800m	600m	400m	200m
Section Times	0:55.78 [11] (0:12.80)	0:42.98 [6] (0:10.13)	0:32.85 [8] (0:10.50)	0:22.35 [9] (0:10.86)	0:11.49 [11] (0:11.49)
Average Speed [km/h]	56.3	72.1	70.2	67.1	62.8
Top Speed [km/h]	64.8	68.4	71.1	64.8	66.7
Avg. Dist. to Rail [m]	8.5	4.0	4.7	7.3	9.9
Avg. Stride Freq. [Hz]	2.3	2.4	2.4	2.4	2.3
Avg. Stride Length [m]	6.7	8.1	8.1	7.8	7.7



- [] Ranking at each section and finish
- .-.-.- No data available at this section
- NA No data available