



Townsville QLD Professional

Race 4: LADBROKE IT! OPEN Handicap - 1609m

28 July 2024 - 14:30



Track Rating: Soft 5, Weather: Fine, Rail Position: True

Section		Field Times												
Overall	1400m	1200m	1000m	800m	600m	400m	Last 600m							
1:36.36 (0:14.45)	1:21.91 (0:11.75)	1:10.16 (0:11.78)	0:58.38 (0:12.21)	0:46.17 (0:11.79)	0:34.38 (0:11.62)	0:22.76 (0:11.39)	0:34.38							
Rank	TAB	Horse/Jockey	Barrier	Top Speed [km/h]	Fastest Section								Distance Travelled [m]	
1	1	SPEED LEGEND Lacey Morrison	4	66.6 400m	0:11.07 400m	1:36.36 [1] (0:14.65)	1:21.71 [4] (0:11.97)	1:09.74 [5] (0:12.01)	0:57.73 [5] (0:12.11)	0:45.62 [5] (0:11.71)	0:33.91 [5] (0:11.58)	0:22.33 [6] (0:11.07)	0:33.91	
2	3	ARMOUR FORCE Nathan Thomas	5	67.4 400m	0:10.98 400m	1:36.37 [2] (0:14.89)	1:21.48 [8] (0:12.03)	1:09.45 [8] (0:11.96)	0:57.49 [7] (0:12.14)	0:45.35 [7] (0:11.69)	0:33.66 [7] (0:11.45)	0:22.21 [7] (0:10.98)	0:33.66	+4
3	10	TROPIC SANDS Scott Sheargold	3	66.0 400m	0:11.16 400m	1:36.41 [3] (0:14.73)	1:21.68 [6] (0:11.96)	1:09.72 [6] (0:11.98)	0:57.74 [6] (0:12.09)	0:45.65 [6] (0:11.71)	0:33.94 [6] (0:11.48)	0:22.46 [5] (0:11.16)	0:33.94	-5
4	5	CASTILE Chris Whiteley	6	66.5 400m	0:11.06 400m	1:36.58 [4] (0:14.84)	1:21.74 [7] (0:12.07)	1:09.67 [7] (0:11.98)	0:57.69 [8] (0:12.16)	0:45.53 [8] (0:11.71)	0:33.82 [8] (0:11.47)	0:22.35 [8] (0:11.06)	0:33.82	-1
5	6	JETSKI Ron Stewart	11	65.5 400m	0:11.23 400m	1:36.99 [5] (0:14.48)	1:22.51 [2] (0:11.96)	1:10.55 [4] (0:11.97)	0:58.58 [4] (0:12.20)	0:46.38 [4] (0:11.72)	0:34.66 [4] (0:11.59)	0:23.07 [4] (0:11.23)	0:34.66	+4
6	7	FORGIATO Adrian Layt	10	66.6 600m	0:10.97 400m	1:37.07 [6] (0:15.26)	1:21.81 [10] (0:11.95)	1:09.86 [9] (0:12.03)	0:57.83 [9] (0:12.06)	0:45.77 [9] (0:11.70)	0:34.07 [9] (0:11.45)	0:22.62 [10] (0:10.97)	0:34.07	-2
7	2	VIVENZO Jackson Murphy	8	64.2 400m	0:11.40 400m	1:37.12 [7] (0:14.66)	1:22.46 [5] (0:11.73)	1:10.73 [3] (0:11.70)	0:59.03 [2] (0:12.17)	0:46.86 [2] (0:11.84)	0:35.02 [2] (0:11.72)	0:23.30 [2] (0:11.40)	0:35.02	+2
8	4	HIGHER LOVE Graham Kliese	7	67.3 600m	0:11.00 400m	1:37.13 [8] (0:15.16)	1:21.97 [9] (0:12.12)	1:09.85 [10] (0:11.99)	0:57.86 [10] (0:12.08)	0:45.78 [10] (0:11.69)	0:34.09 [10] (0:11.33)	0:22.76 [9] (0:11.00)	0:34.09	+6
9	9	PRINCE AKEEM Warwick Satherley	9	64.1 400m	0:11.39 400m	1:37.33 [9] (0:14.57)	1:22.76 [3] (0:11.63)	1:11.13 [1] (0:11.78)	0:59.35 [1] (0:12.21)	0:47.14 [1] (0:11.79)	0:35.35 [1] (0:11.62)	0:23.73 [1] (0:11.39)	0:35.35	+2
10	11	BRAVIO Chelsea Jokic	2	64.1 400m	0:11.41 400m	1:37.52 [10] (0:14.45)	1:23.07 [1] (0:11.92)	1:11.15 [2] (0:11.91)	0:59.24 [3] (0:12.14)	0:47.10 [3] (0:11.79)	0:35.31 [3] (0:11.64)	0:23.67 [3] (0:11.41)	0:35.31	-6

Scratched: Trodaire (#8)

[] Ranking at each section and finish
 -:-:- No data available at this section
 NA No data available

SCN Saddle cloth number
 DNF Did not finish
 DNT Did not track



Townsville QLD Professional

Race 4: LADBROKE IT! OPEN Handicap - 1609m

28 July 2024 - 14:30



Track Rating: Soft 5, Weather: Fine, Rail Position: True

Section				200m				Last 600m		
Field Times				0:11.37				0:34.38		
Rank	TAB	Horse/Jockey	Barrier	Top Speed [km/h]	Fastest Section	Margin			Distance Travelled [m]	
1	1	SPEED LEGEND Lacey Morrison	4	66.6 400m	0:11.07 400m	0:11.26 [2] (0:11.26)	1:36.36		0:33.91	
2	3	ARMOUR FORCE Nathan Thomas	5	67.4 400m	0:10.98 400m	0:11.23 [4] (0:11.23)	0.07L		0:33.66	+4
3	10	TROPIC SANDS Scott Sheargold	3	66.0 400m	0:11.16 400m	0:11.30 [3] (0:11.30)	0.26L		0:33.94	-5
4	5	CASTILE Chris Whiteley	6	66.5 400m	0:11.06 400m	0:11.29 [8] (0:11.29)	1.27L		0:33.82	-1
5	6	JETSKI Ron Stewart	11	65.5 400m	0:11.23 400m	0:11.84 [5] (0:11.84)	3.68L		0:34.66	+4
6	7	FORGIATO Adrian Layt	10	66.6 600m	0:10.97 400m	0:11.65 [10] (0:11.65)	4.14L		0:34.07	-2
7	2	VIVENZO Jackson Murphy	8	64.2 400m	0:11.40 400m	0:11.90 [6] (0:11.90)	4.48L		0:35.02	+2
8	4	HIGHER LOVE Graham Kliese	7	67.3 600m	0:11.00 400m	0:11.76 [9] (0:11.76)	4.49L		0:34.09	+6
9	9	PRINCE AKEEM Warwick Satherley	9	64.1 400m	0:11.39 400m	0:12.34 [1] (0:12.34)	5.67L		0:35.35	+2
10	11	BRAVIO Chelsea Jokic	2	64.1 400m	0:11.41 400m	0:12.26 [7] (0:12.26)	6.79L		0:35.31	-6

Scratched: Trodaire (#8)

Report Created: Sun 28 July 2024 14:54 GMT+10 (Note: Timing is based on position data)

Page 2/12

[] Ranking at each section and finish
 -:-:- No data available at this section
 NA No data available

SCN Saddle cloth number
 DNF Did not finish
 DNT Did not track

data processed by TRIPLESDATA



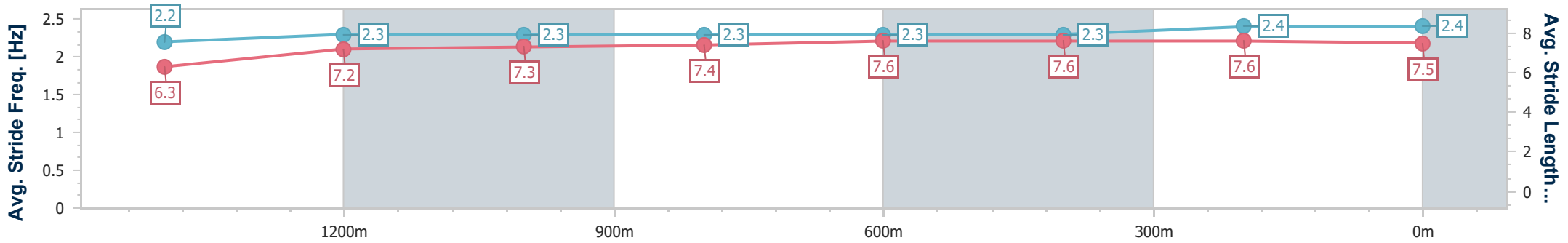
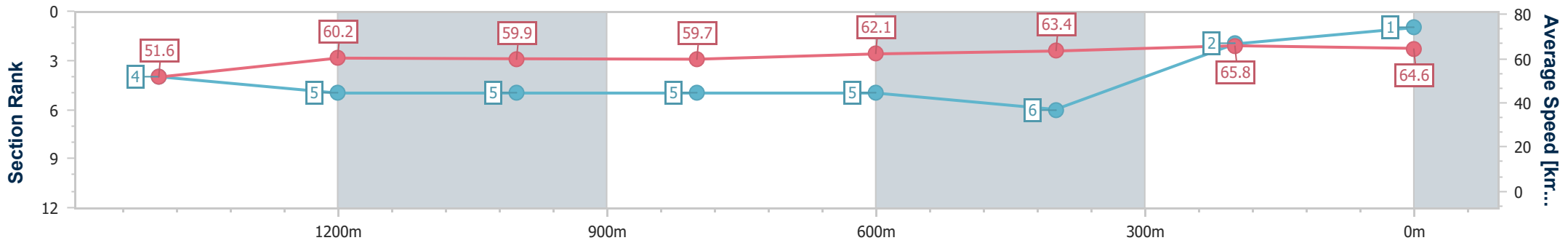
Horse/Jockey Name	Speed Legend
Final Rank	1
Fastest Section Time (Section)	0:11.07 (400m)
Top Speed [km/h] (Section)	66.6 (400m)
Race State	Finished



Townsville QLD Professional
Race 4: LADBROKE IT! OPEN Handicap - 1609m
 28 July 2024 - 14:30
 Track Rating: Soft 5, Weather: Fine, Rail Position: True



Section	Overall	1400m	1200m	1000m	800m	600m	400m	200m				
Section Times	1:36.36 [1] (0:14.65)	1:21.71 [4] (0:11.97)	1:09.74 [5] (0:12.01)	0:57.73 [5] (0:12.11)	0:45.62 [5] (0:11.71)	0:33.91 [5] (0:11.58)	0:22.33 [6] (0:11.07)	0:11.26 [2] (0:11.26)				
Average Speed [km/h]	51.6	60.2	59.9	59.7	62.1	63.4	65.8	64.6				
Top Speed [km/h]	60.7	61.4	61.5	60.9	64.5	64.8	66.6	66.1				
Avg. Dist. to Rail [m]	5.1	0.2	0.3	0.8	2.0	3.8	6.4	7.5				
Avg. Stride Freq. [Hz]	2.2	2.3	2.3	2.3	2.3	2.3	2.4	2.4				
Avg. Stride Length [m]	6.3	7.2	7.3	7.4	7.6	7.6	7.6	7.5				



- [] Ranking at each section and finish
- .-.- No data available at this section
- NA No data available



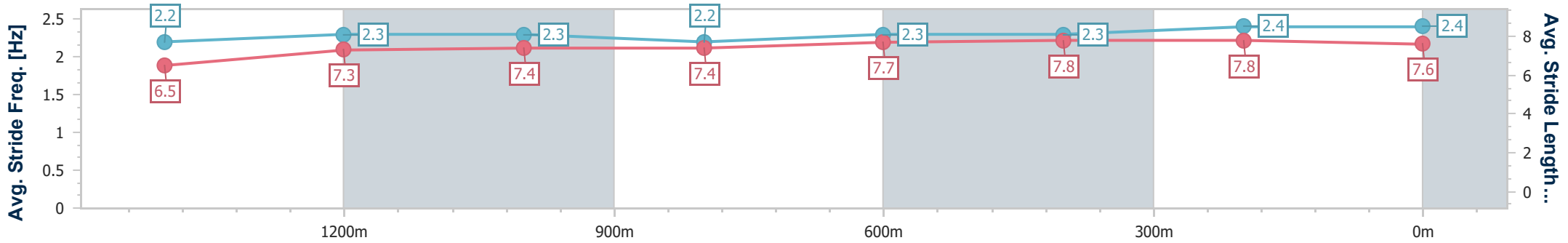
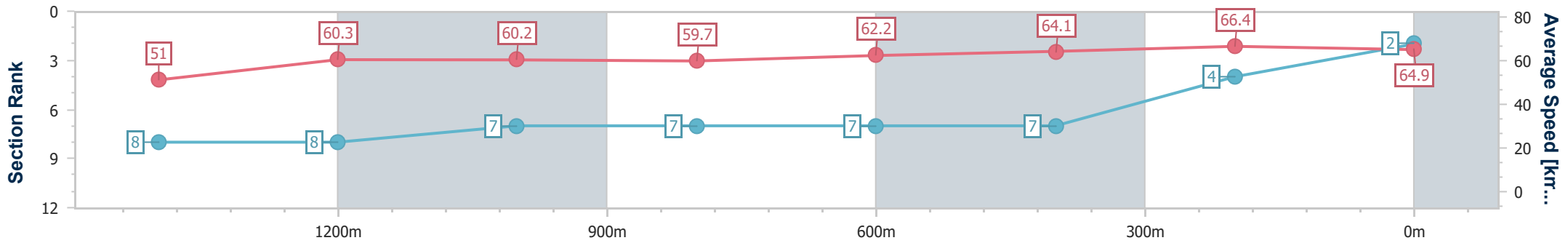
Horse/Jockey Name	Armour Force
Final Rank	2
Fastest Section Time (Section)	0:10.98 (400m)
Top Speed [km/h] (Section)	67.4 (400m)
Race State	Finished



Townsville QLD Professional
Race 4: LADBROKE IT! OPEN Handicap - 1609m
 28 July 2024 - 14:30
 Track Rating: Soft 5, Weather: Fine, Rail Position: True



Section	Overall	1400m	1200m	1000m	800m	600m	400m	200m
Section Times	1:36.37 [2] (0:14.89)	1:21.48 [8] (0:12.03)	1:09.45 [8] (0:11.96)	0:57.49 [7] (0:12.14)	0:45.35 [7] (0:11.69)	0:33.66 [7] (0:11.45)	0:22.21 [7] (0:10.98)	0:11.23 [4] (0:11.23)
Average Speed [km/h]	51.0	60.3	60.2	59.7	62.2	64.1	66.4	64.9
Top Speed [km/h]	61.1	61.6	61.6	61.8	65.4	66.4	67.4	66.5
Avg. Dist. to Rail [m]	6.6	1.8	1.3	1.1	1.9	4.4	7.9	8.8
Avg. Stride Freq. [Hz]	2.2	2.3	2.3	2.2	2.3	2.3	2.4	2.4
Avg. Stride Length [m]	6.5	7.3	7.4	7.4	7.7	7.8	7.8	7.6



- [] Ranking at each section and finish
- .-.- No data available at this section
- NA No data available



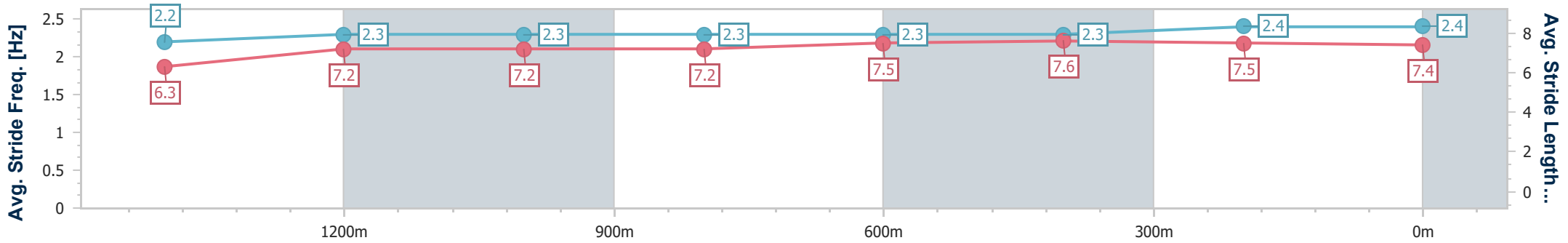
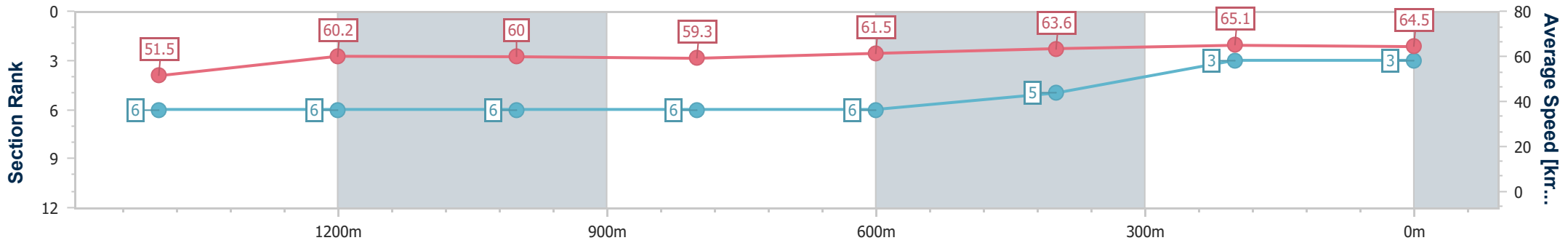
Horse/Jockey Name	Tropic Sands
Final Rank	3
Fastest Section Time (Section)	0:11.16 (400m)
Top Speed [km/h] (Section)	66.0 (400m)
Race State	Finished



Townsville QLD Professional
Race 4: LADBROKE IT! OPEN Handicap - 1609m
 28 July 2024 - 14:30
 Track Rating: Soft 5, Weather: Fine, Rail Position: True



Section	Overall	1400m	1200m	1000m	800m	600m	400m	200m
Section Times	1:36.41 [3] (0:14.73)	1:21.68 [6] (0:11.96)	1:09.72 [6] (0:11.98)	0:57.74 [6] (0:12.09)	0:45.65 [6] (0:11.71)	0:33.94 [6] (0:11.48)	0:22.46 [5] (0:11.16)	0:11.30 [3] (0:11.30)
Average Speed [km/h]	51.5	60.2	60.0	59.3	61.5	63.6	65.1	64.5
Top Speed [km/h]	61.0	61.4	61.1	60.7	64.3	65.3	66.0	65.7
Avg. Dist. to Rail [m]	4.8	0.2	0.2	0.7	0.5	2.6	5.5	6.4
Avg. Stride Freq. [Hz]	2.2	2.3	2.3	2.3	2.3	2.3	2.4	2.4
Avg. Stride Length [m]	6.3	7.2	7.2	7.2	7.5	7.6	7.5	7.4



- [] Ranking at each section and finish
- .-.- No data available at this section
- NA No data available



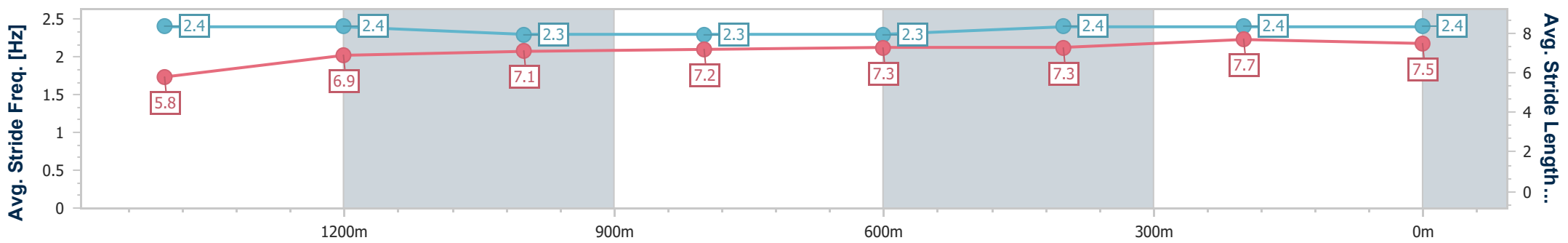
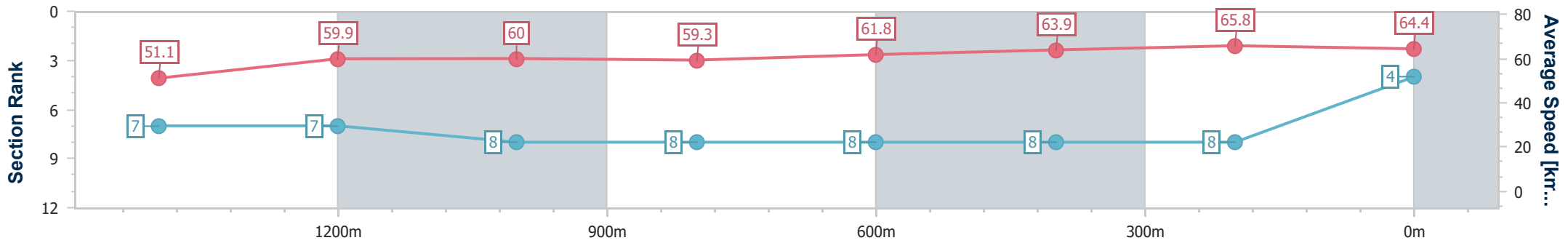
Horse/Jockey Name	Castile
Final Rank	4
Fastest Section Time (Section)	0:11.06 (400m)
Top Speed [km/h] (Section)	66.5 (400m)
Race State	Finished



Townsville QLD Professional
Race 4: LADBROKE IT! OPEN Handicap - 1609m
 28 July 2024 - 14:30
 Track Rating: Soft 5, Weather: Fine, Rail Position: True



Section	Overall	1400m	1200m	1000m	800m	600m	400m	200m
Section Times	1:36.58 [4] (0:14.84)	1:21.74 [7] (0:12.07)	1:09.67 [7] (0:11.98)	0:57.69 [8] (0:12.16)	0:45.53 [8] (0:11.71)	0:33.82 [8] (0:11.47)	0:22.35 [8] (0:11.06)	0:11.29 [8] (0:11.29)
Average Speed [km/h]	51.1	59.9	60.0	59.3	61.8	63.9	65.8	64.4
Top Speed [km/h]	62.9	61.7	61.7	60.7	65.2	65.3	66.5	66.0
Avg. Dist. to Rail [m]	6.0	1.0	0.2	0.4	1.0	3.2	7.5	10.7
Avg. Stride Freq. [Hz]	2.4	2.4	2.3	2.3	2.3	2.4	2.4	2.4
Avg. Stride Length [m]	5.8	6.9	7.1	7.2	7.3	7.3	7.7	7.5



- [] Ranking at each section and finish
- .-.- No data available at this section
- NA No data available



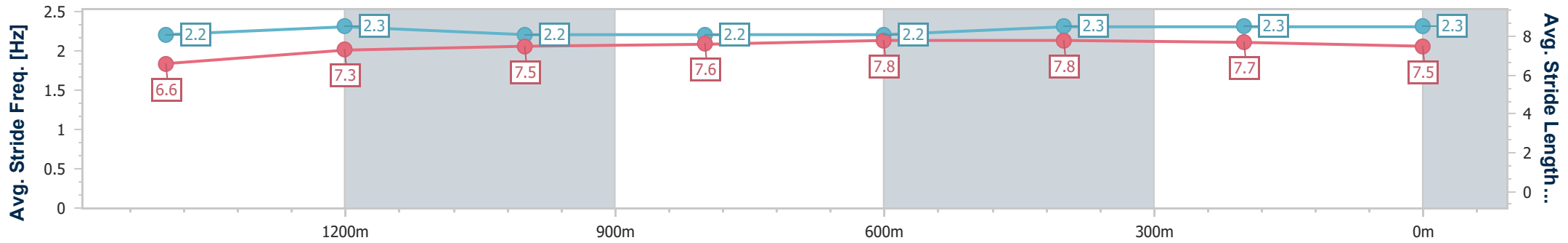
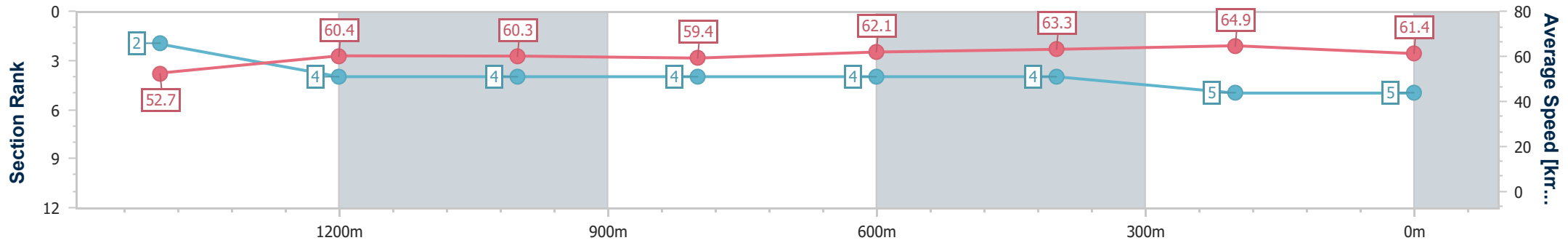
Horse/Jockey Name	Jetski
Final Rank	5
Fastest Section Time (Section)	0:11.23 (400m)
Top Speed [km/h] (Section)	65.5 (400m)
Race State	Finished



Townsville QLD Professional
Race 4: LADBROKE IT! OPEN Handicap - 1609m
 28 July 2024 - 14:30
 Track Rating: Soft 5, Weather: Fine, Rail Position: True



Section	Overall	1400m	1200m	1000m	800m	600m	400m	200m
Section Times	1:36.99 [5] (0:14.48)	1:22.51 [2] (0:11.96)	1:10.55 [4] (0:11.97)	0:58.58 [4] (0:12.20)	0:46.38 [4] (0:11.72)	0:34.66 [4] (0:11.59)	0:23.07 [4] (0:11.23)	0:11.84 [5] (0:11.84)
Average Speed [km/h]	52.7	60.4	60.3	59.4	62.1	63.3	64.9	61.4
Top Speed [km/h]	60.6	61.4	61.4	60.0	64.1	64.5	65.5	64.4
Avg. Dist. to Rail [m]	9.5	1.4	1.3	1.4	2.3	4.1	6.3	8.3
Avg. Stride Freq. [Hz]	2.2	2.3	2.2	2.2	2.2	2.3	2.3	2.3
Avg. Stride Length [m]	6.6	7.3	7.5	7.6	7.8	7.8	7.7	7.5



- [] Ranking at each section and finish
- .-.- No data available at this section
- NA No data available



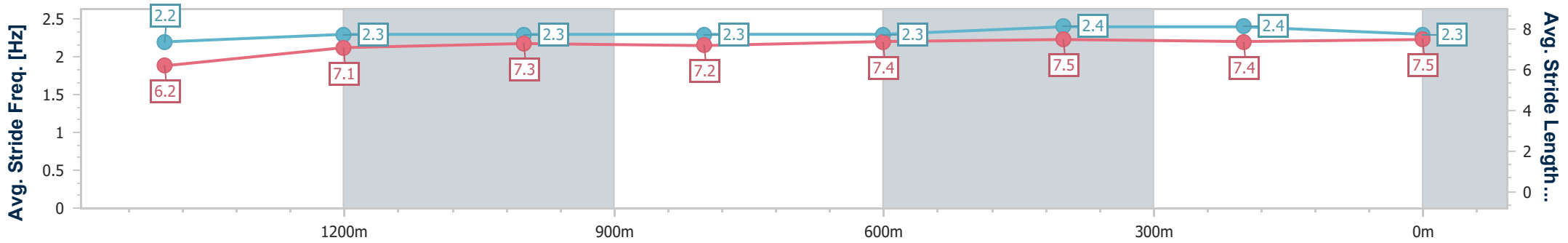
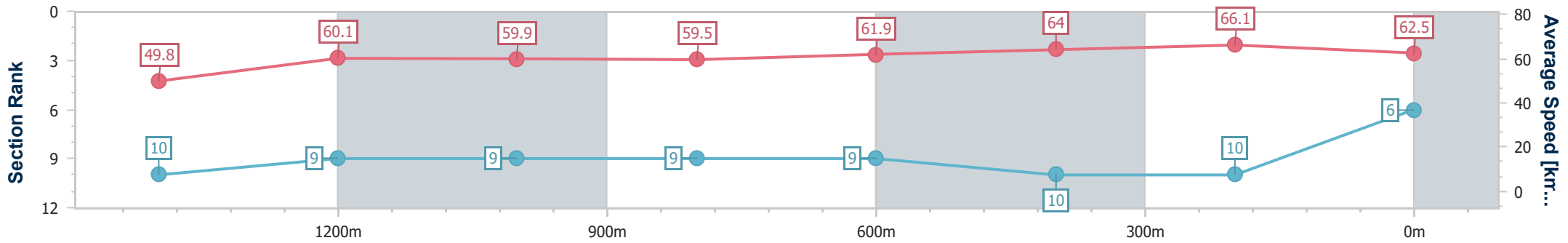
Horse/Jockey Name	Forgiato
Final Rank	6
Fastest Section Time (Section)	0:10.97 (400m)
Top Speed [km/h] (Section)	66.6 (600m)
Race State	Finished



Townsville QLD Professional
 Race 4: LADBROKE IT! OPEN Handicap - 1609m
 28 July 2024 - 14:30
 Track Rating: Soft 5, Weather: Fine, Rail Position: True



Section	Overall	1400m	1200m	1000m	800m	600m	400m	200m
Section Times	1:37.07 [6] (0:15.26)	1:21.81 [10] (0:11.95)	1:09.86 [9] (0:12.03)	0:57.83 [9] (0:12.06)	0:45.77 [9] (0:11.70)	0:34.07 [9] (0:11.45)	0:22.62 [10] (0:10.97)	0:11.65 [10] (0:11.65)
Average Speed [km/h]	49.8	60.1	59.9	59.5	61.9	64.0	66.1	62.5
Top Speed [km/h]	61.3	61.3	61.7	61.8	65.7	66.6	66.6	65.4
Avg. Dist. to Rail [m]	8.2	0.3	0.4	0.4	1.2	3.8	5.0	7.1
Avg. Stride Freq. [Hz]	2.2	2.3	2.3	2.3	2.3	2.4	2.4	2.3
Avg. Stride Length [m]	6.2	7.1	7.3	7.2	7.4	7.5	7.4	7.5



- [] Ranking at each section and finish
- .-.- No data available at this section
- NA No data available



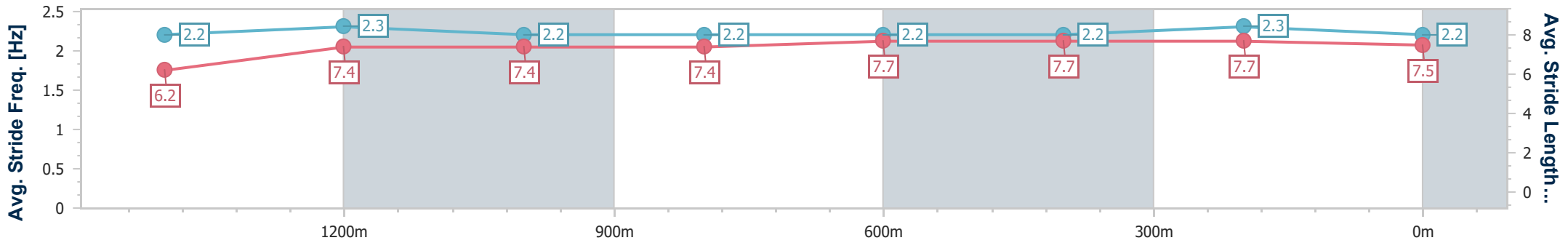
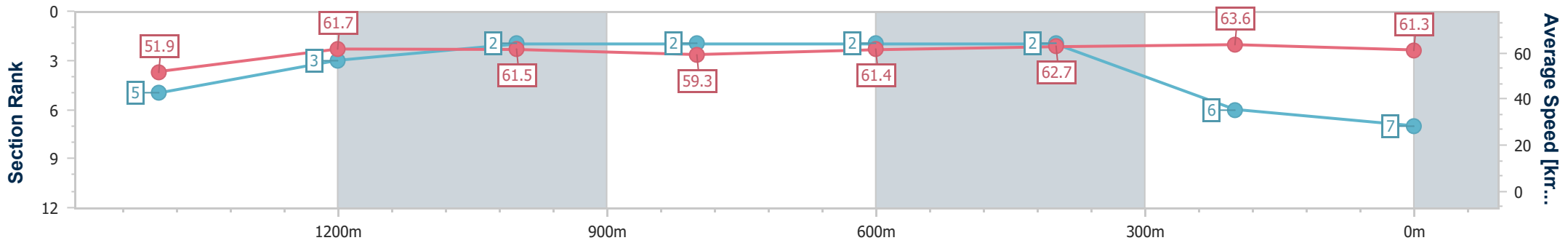
Horse/Jockey Name	Vivenzo
Final Rank	7
Fastest Section Time (Section)	0:11.40 (400m)
Top Speed [km/h] (Section)	64.2 (400m)
Race State	Finished



Townsville QLD Professional
Race 4: LADBROKE IT! OPEN Handicap - 1609m
 28 July 2024 - 14:30
 Track Rating: Soft 5, Weather: Fine, Rail Position: True



Section	Overall	1400m	1200m	1000m	800m	600m	400m	200m
Section Times	1:37.12 [7] (0:14.66)	1:22.46 [5] (0:11.73)	1:10.73 [3] (0:11.70)	0:59.03 [2] (0:12.17)	0:46.86 [2] (0:11.84)	0:35.02 [2] (0:11.72)	0:23.30 [2] (0:11.40)	0:11.90 [6] (0:11.90)
Average Speed [km/h]	51.9	61.7	61.5	59.3	61.4	62.7	63.6	61.3
Top Speed [km/h]	62.4	62.7	63.1	60.2	62.5	63.7	64.2	62.9
Avg. Dist. to Rail [m]	7.6	1.5	0.6	0.4	2.4	4.2	3.9	4.3
Avg. Stride Freq. [Hz]	2.2	2.3	2.2	2.2	2.2	2.2	2.3	2.2
Avg. Stride Length [m]	6.2	7.4	7.4	7.4	7.7	7.7	7.7	7.5



- [] Ranking at each section and finish
- .-.- No data available at this section
- NA No data available



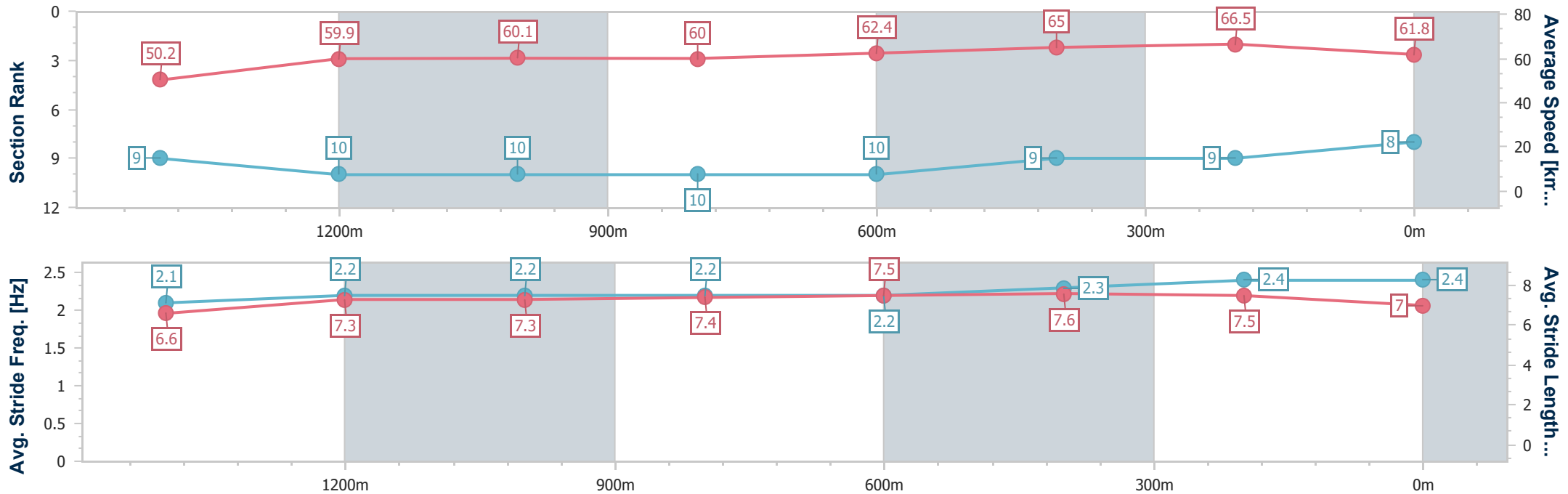
Horse/Jockey Name	Higher Love
Final Rank	8
Fastest Section Time (Section)	0:11.00 (400m)
Top Speed [km/h] (Section)	67.3 (600m)
Race State	Finished



Townsville QLD Professional
 Race 4: LADBROKE IT! OPEN Handicap - 1609m
 28 July 2024 - 14:30
 Track Rating: Soft 5, Weather: Fine, Rail Position: True



Section	Overall	1400m	1200m	1000m	800m	600m	400m	200m
Section Times	1:37.13 [8] (0:15.16)	1:21.97 [9] (0:12.12)	1:09.85 [10] (0:11.99)	0:57.86 [10] (0:12.08)	0:45.78 [10] (0:11.69)	0:34.09 [10] (0:11.33)	0:22.76 [9] (0:11.00)	0:11.76 [9] (0:11.76)
Average Speed [km/h]	50.2	59.9	60.1	60.0	62.4	65.0	66.5	61.8
Top Speed [km/h]	60.0	61.0	61.8	61.6	66.1	67.3	67.2	65.2
Avg. Dist. to Rail [m]	7.8	2.4	2.0	1.6	2.4	5.0	8.6	11.6
Avg. Stride Freq. [Hz]	2.1	2.2	2.2	2.2	2.2	2.3	2.4	2.4
Avg. Stride Length [m]	6.6	7.3	7.3	7.4	7.5	7.6	7.5	7.0



- [] Ranking at each section and finish
- .-.- No data available at this section
- NA No data available



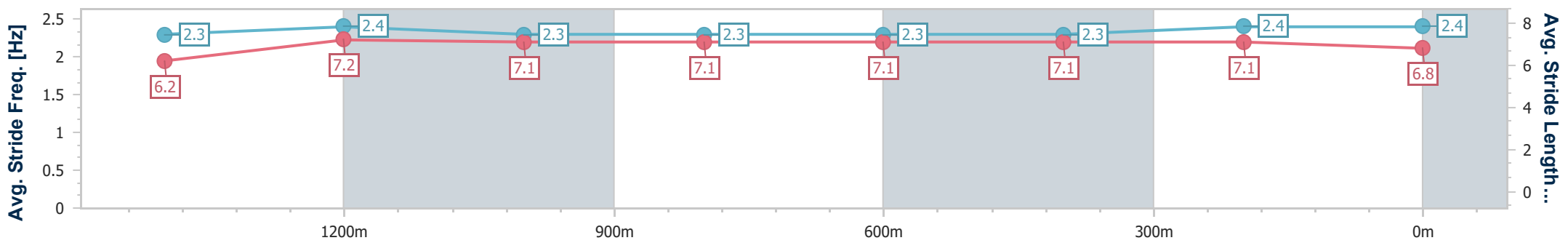
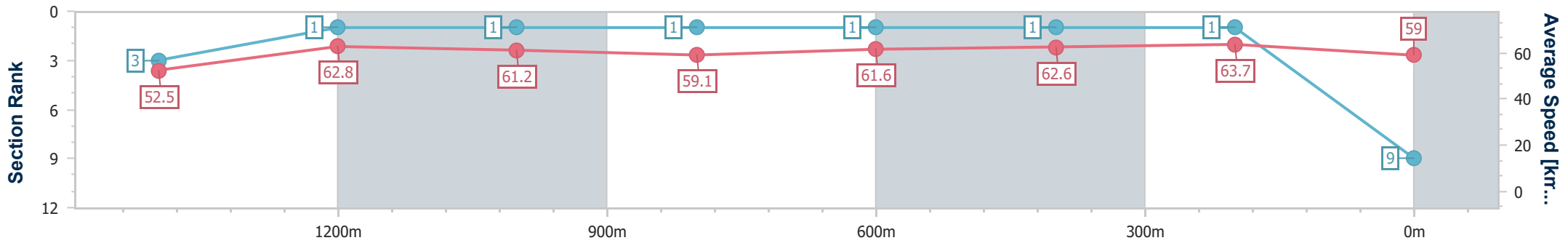
Horse/Jockey Name	Prince Akeem
Final Rank	9
Fastest Section Time (Section)	0:11.39 (400m)
Top Speed [km/h] (Section)	64.1 (400m)
Race State	Finished



Townsville QLD Professional
Race 4: LADBROKE IT! OPEN Handicap - 1609m
 28 July 2024 - 14:30
 Track Rating: Soft 5, Weather: Fine, Rail Position: True



Section	Overall	1400m	1200m	1000m	800m	600m	400m	200m
Section Times	1:37.33 [9] (0:14.57)	1:22.76 [3] (0:11.63)	1:11.13 [1] (0:11.78)	0:59.35 [1] (0:12.21)	0:47.14 [1] (0:11.79)	0:35.35 [1] (0:11.62)	0:23.73 [1] (0:11.39)	0:12.34 [1] (0:12.34)
Average Speed [km/h]	52.5	62.8	61.2	59.1	61.6	62.6	63.7	59.0
Top Speed [km/h]	63.4	63.9	62.2	60.1	62.7	63.6	64.1	62.5
Avg. Dist. to Rail [m]	9.7	3.6	1.3	0.8	1.2	2.7	3.8	4.7
Avg. Stride Freq. [Hz]	2.3	2.4	2.3	2.3	2.3	2.3	2.4	2.4
Avg. Stride Length [m]	6.2	7.2	7.1	7.1	7.1	7.1	7.1	6.8



- [] Ranking at each section and finish
- .-.- No data available at this section
- NA No data available



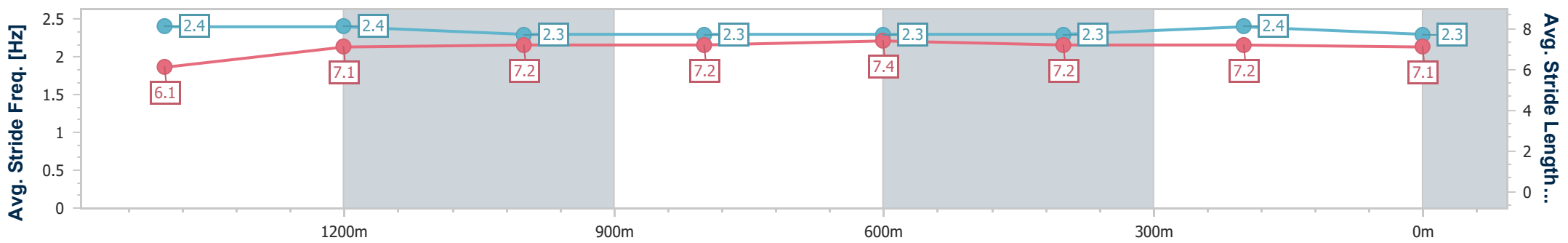
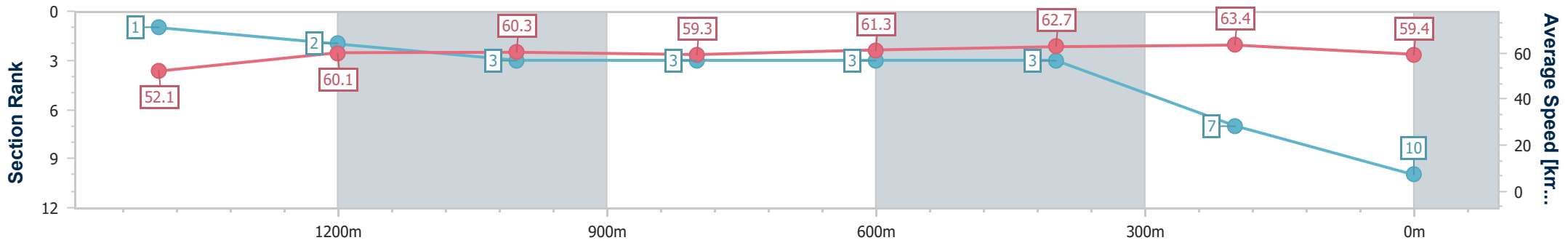
Horse/Jockey Name	Bravio
Final Rank	10
Fastest Section Time (Section)	0:11.41 (400m)
Top Speed [km/h] (Section)	64.1 (400m)
Race State	Finished



Townsville QLD Professional
Race 4: LADBROKE IT! OPEN Handicap - 1609m
 28 July 2024 - 14:30
 Track Rating: Soft 5, Weather: Fine, Rail Position: True



Section	Overall	1400m	1200m	1000m	800m	600m	400m	200m
Section Times	1:37.52 [10] (0:14.45)	1:23.07 [1] (0:11.92)	1:11.15 [2] (0:11.91)	0:59.24 [3] (0:12.14)	0:47.10 [3] (0:11.79)	0:35.31 [3] (0:11.64)	0:23.67 [3] (0:11.41)	0:12.26 [7] (0:12.26)
Average Speed [km/h]	52.1	60.1	60.3	59.3	61.3	62.7	63.4	59.4
Top Speed [km/h]	62.2	62.2	61.6	60.0	63.1	63.1	64.1	62.3
Avg. Dist. to Rail [m]	2.5	1.2	1.1	0.4	1.3	2.5	3.6	4.0
Avg. Stride Freq. [Hz]	2.4	2.4	2.3	2.3	2.3	2.3	2.4	2.3
Avg. Stride Length [m]	6.1	7.1	7.2	7.2	7.4	7.2	7.2	7.1



- [] Ranking at each section and finish
- .-.- No data available at this section
- NA No data available