



Townsville QLD Professional
Race 3: LADBROKES MATES MODE RATINGS BAND 0 - 58 Handicap - 1609m
28 July 2024 - 13:51



Track Rating: Soft 5, Weather: Fine, Rail Position: True

Section		Overall	1400m	1200m	1000m	800m	600m	400m	Last 600m				
Field Times		1:35.80 (0:14.17)	1:21.63 (0:11.04)	1:10.59 (0:11.71)	0:58.88 (0:11.99)	0:46.89 (0:11.83)	0:35.06 (0:11.52)	0:23.54 (0:11.52)	0:35.06				
Rank	TAB Horse/Jockey	Barrier	Top Speed [km/h]	Fastest Section									Distance Travelled [m]
1	8 CITY PLAYBOY Ryan Wiggins	1	64.8 1400m	0:11.27 1400m	1:35.80 [1] (0:14.17)	1:21.63 [1] (0:11.27)	1:10.36 [3] (0:11.78)	0:58.58 [2] (0:11.89)	0:46.69 [2] (0:11.74)	0:34.95 [2] (0:11.41)	0:23.54 [1] (0:11.52)	0:34.95	
2	4 KEFALONIA Scott Sheargold	12	66.3 1400m	0:11.18 1400m	1:35.93 [2] (0:14.23)	1:21.70 [2] (0:11.18)	1:10.52 [2] (0:11.81)	0:58.71 [3] (0:11.98)	0:46.73 [3] (0:11.84)	0:34.89 [3] (0:11.38)	0:23.51 [3] (0:11.43)	0:34.89	+6
3	2 MISSION HOUSE Jackson Murphy	16	68.6 1400m	0:11.28 1400m	1:36.07 [3] (0:14.58)	1:21.49 [6] (0:11.28)	1:10.21 [6] (0:11.84)	0:58.37 [6] (0:12.01)	0:46.36 [6] (0:11.54)	0:34.82 [5] (0:11.42)	0:23.40 [4] (0:11.46)	0:34.82	+8
4	6 BETTA AL Ron Stewart	2	64.5 Overall	0:11.32 1400m	1:36.13 [4] (0:14.45)	1:21.68 [5] (0:11.32)	1:10.36 [5] (0:11.81)	0:58.55 [4] (0:11.82)	0:46.73 [4] (0:11.71)	0:35.02 [4] (0:11.57)	0:23.45 [5] (0:11.44)	0:35.02	+0
5	5 ZOUHOPE Tyler Leslight	11	65.9 800m	0:11.19 800m	1:36.15 [5] (0:15.26)	1:20.89 [12] (0:11.42)	1:09.47 [12] (0:11.87)	0:57.60 [11] (0:11.94)	0:45.66 [11] (0:11.19)	0:34.47 [11] (0:11.40)	0:23.07 [10] (0:11.38)	0:34.47	+9
6	13 LITTLE RED PEPPER Nathan Thomas	9	65.0 600m	0:11.40 1400m	1:36.23 [6] (0:14.31)	1:21.92 [4] (0:11.40)	1:10.52 [4] (0:11.88)	0:58.64 [5] (0:11.95)	0:46.69 [5] (0:11.71)	0:34.98 [6] (0:11.49)	0:23.49 [7] (0:11.44)	0:34.98	+2
7	10 MCNAIR Lacey Morrison	10	66.2 800m	0:11.21 800m	1:36.25 [7] (0:15.03)	1:21.22 [10] (0:11.39)	1:09.83 [10] (0:11.92)	0:57.91 [10] (0:11.95)	0:45.96 [10] (0:11.21)	0:34.75 [9] (0:11.27)	0:23.48 [8] (0:11.37)	0:34.75	+3
7	14 PLUCKERCARN Isabella Teh	7	67.7 400m	0:11.14 400m	1:36.25 [7] (0:15.37)	1:20.88 [13] (0:11.55)	1:09.33 [13] (0:12.00)	0:57.33 [13] (0:11.94)	0:45.39 [13] (0:11.15)	0:34.24 [13] (0:11.32)	0:22.92 [12] (0:11.14)	0:34.24	+9
9	12 IT'S BEEN A TREK Graham Kliese	8	64.7 1400m	0:11.45 1400m	1:36.50 [9] (0:14.65)	1:21.85 [7] (0:11.45)	1:10.40 [7] (0:11.85)	0:58.55 [7] (0:11.78)	0:46.77 [7] (0:11.59)	0:35.18 [8] (0:11.63)	0:23.55 [9] (0:11.50)	0:35.18	+1
10	15 VOLARCHI Samantha Collett	5	64.8 800m	0:11.38 400m	1:36.57 [10] (0:14.84)	1:21.73 [8] (0:11.53)	1:10.20 [9] (0:11.94)	0:58.26 [9] (0:11.89)	0:46.37 [9] (0:11.41)	0:34.96 [10] (0:11.63)	0:23.33 [11] (0:11.38)	0:34.96	-1

Scratched: Central Park (#3), Ishotthedeputy (#7), Linda's Magic (#9)

[] Ranking at each section and finish
 -:-:- No data available at this section
 NA No data available
 SCN Saddle cloth number
 DNF Did not finish
 DNT Did not track



Townsville QLD Professional
Race 3: LADBROKES MATES MODE RATINGS BAND 0 - 58 Handicap - 1609m
28 July 2024 - 13:51



Track Rating: Soft 5, Weather: Fine, Rail Position: True

Section	Overall	1400m	1200m	1000m	800m	600m	400m	Last 600m						
Field Times	1:35.80 (0:14.17)	1:21.63 (0:11.04)	1:10.59 (0:11.71)	0:58.88 (0:11.99)	0:46.89 (0:11.83)	0:35.06 (0:11.52)	0:23.54 (0:11.52)	0:35.06						
Rank	TAB	Horse/Jockey	Barrier	Top Speed [km/h]	Fastest Section									Distance Travelled [m]
11	11	FLAMENCO ROSE Chelsea Jokic	3	65.8 800m	0:11.26 800m	1:36.73 [11] (0:15.05)	1:21.68 [11] (0:11.62)	1:10.06 [11] (0:12.01)	0:58.05 [12] (0:11.97)	0:46.08 [12] (0:11.26)	0:34.82 [12] (0:11.45)	0:23.37 [13] (0:11.31)	0:34.82	+2
12	1	EDIFICATION Gabrielle Semmens	14	65.3 400m	0:11.38 1400m	1:36.75 [12] (0:14.85)	1:21.90 [9] (0:11.38)	1:10.52 [8] (0:11.73)	0:58.79 [8] (0:11.93)	0:46.86 [8] (0:11.39)	0:35.47 [7] (0:11.45)	0:24.02 [6] (0:11.65)	0:35.47	+6
13	16	KEEP ON RUNNING Melea Castle	13	67.6 1400m	0:10.93 1400m	1:36.93 [13] (0:14.28)	1:22.65 [3] (0:10.93)	1:11.72 [1] (0:11.71)	1:00.01 [1] (0:11.99)	0:48.02 [1] (0:11.83)	0:36.19 [1] (0:11.55)	0:24.64 [2] (0:11.88)	0:36.19	+3

Scratched: Central Park (#3), Ishotthedeputy (#7), Linda's Magic (#9)

[] Ranking at each section and finish
 -:-:- No data available at this section
 NA No data available

SCN Saddle cloth number
 DNF Did not finish
 DNT Did not track



Townsville QLD Professional

Race 3: LADBROKES MATES MODE RATINGS BAND 0 - 58 Handicap - 1609m

28 July 2024 - 13:51



Track Rating: Soft 5, Weather: Fine, Rail Position: True

Section				200m				Last 600m	
Field Times				0:12.02 (0:12.02)				0:35.06	
Rank	TAB	Horse/Jockey	Barrier	Top Speed [km/h]	Fastest Section	Margin			Distance Travelled [m]
1	8	CITY PLAYBOY Ryan Wiggins	1	64.8 1400m	0:11.27 1400m	0:12.02 [1] (0:12.02)	1:35.80		0:34.95
2	4	KEFALONIA Scott Sheargold	12	66.3 1400m	0:11.18 1400m	0:12.08 [2] (0:12.08)	0.79L		0:34.89 +6
3	2	MISSION HOUSE Jackson Murphy	16	68.6 1400m	0:11.28 1400m	0:11.94 [4] (0:11.94)	1.59L		0:34.82 +8
4	6	BETTA AL Ron Stewart	2	64.5 Overall	0:11.32 1400m	0:12.01 [3] (0:12.01)	1.94L		0:35.02 +0
5	5	ZOUHOPE Tyler Leslight	11	65.9 800m	0:11.19 800m	0:11.69 [10] (0:11.69)	2.07L		0:34.47 +9
6	13	LITTLE RED PEPPER Nathan Thomas	9	65.0 600m	0:11.40 1400m	0:12.05 [7] (0:12.05)	2.51L		0:34.98 +2
7	10	MCNAIR Lacey Morrison	10	66.2 800m	0:11.21 800m	0:12.11 [5] (0:12.11)	2.63L		0:34.75 +3
7	14	PLUCKERCARN Isabella Teh	7	67.7 400m	0:11.14 400m	0:11.78 [11] (0:11.78)	2.63L		0:34.24 +9
9	12	IT'S BEEN A TREK Graham Kliese	8	64.7 1400m	0:11.45 1400m	0:12.05 [9] (0:12.05)	4.09L		0:35.18 +1
10	15	VOLARCHI Samantha Collett	5	64.8 800m	0:11.38 400m	0:11.95 [12] (0:11.95)	4.51L		0:34.96 -1

Scratched: Central Park (#3), Ishotthedeputy (#7), Linda's Magic (#9)

Report Created: Sun 28 July 2024 14:19 GMT+10 (Note: Timing is based on position data)

Page 3/17

[] Ranking at each section and finish
 -:-:- No data available at this section
 NA No data available
 SCN Saddle cloth number
 DNF Did not finish
 DNT Did not track

data processed by TRIPLESDATA



Townsville QLD Professional
Race 3: LADBROKES MATES MODE RATINGS BAND 0 - 58 Handicap - 1609m

28 July 2024 - 13:51



Track Rating: Soft 5, Weather: Fine, Rail Position: True

Section				200m				Last 600m		
Field Times				0:12.02 (0:12.02)				0:35.06		
Rank	TAB	Horse/Jockey	Barrier	Top Speed [km/h]	Fastest Section	Margin			Distance Travelled [m]	
11	11	FLAMENCO ROSE	3	65.8	0:11.26	0:12.06 [13]	5.46L		0:34.82	+2
		Chelsea Jokic		800m	800m	(0:12.06)				
12	1	EDIFICATION	14	65.3	0:11.38	0:12.37 [8]	5.58L		0:35.47	+6
		Gabrielle Semmens		400m	1400m	(0:12.37)				
13	16	KEEP ON RUNNING	13	67.6	0:10.93	0:12.76 [6]	6.64L		0:36.19	+3
		Melea Castle		1400m	1400m	(0:12.76)				

Scratched: Central Park (#3), Ishotthedeputy (#7), Linda's Magic (#9)

[] Ranking at each section and finish
 -:-:- No data available at this section
 NA No data available

SCN Saddle cloth number
 DNF Did not finish
 DNT Did not track



Horse/Jockey Name	City Playboy
Final Rank	1
Fastest Section Time (Section)	0:11.27 (1400m)
Top Speed [km/h] (Section)	64.8 (1400m)
Race State	Finished

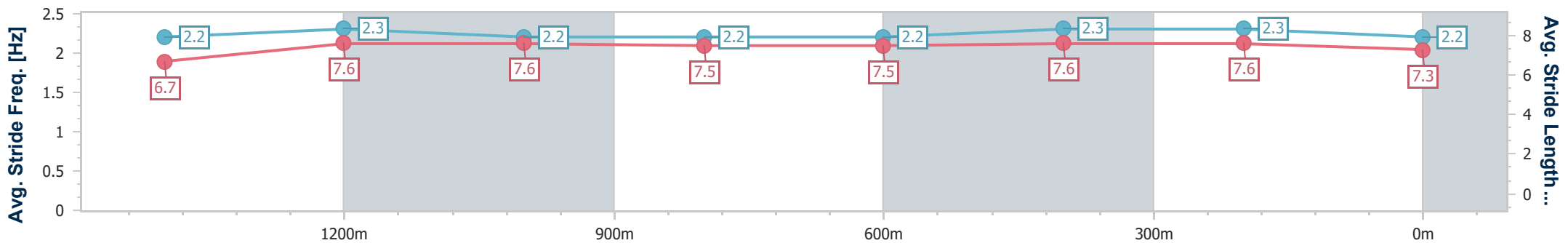
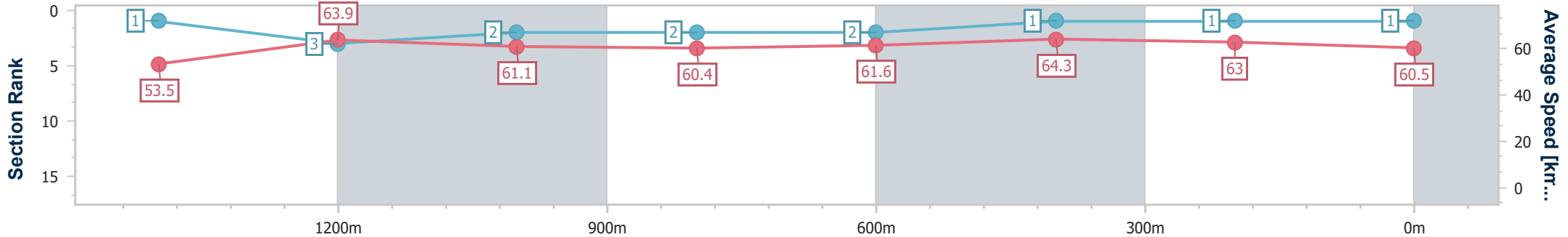


Townsville QLD Professional
 Race 3: LADBROKES MATES MODE RATINGS BAND 0 - 58
 Handicap - 1609m
 28 July 2024 - 13:51



Track Rating: Soft 5, Weather: Fine, Rail Position: True

Section	Overall	1400m	1200m	1000m	800m	600m	400m	200m
Section Times	1:35.80 [1] (0:14.17)	1:21.63 [1] (0:11.27)	1:10.36 [3] (0:11.78)	0:58.58 [2] (0:11.89)	0:46.69 [2] (0:11.74)	0:34.95 [2] (0:11.41)	0:23.54 [1] (0:11.52)	0:12.02 [1] (0:12.02)
Average Speed [km/h]	53.5	63.9	61.1	60.4	61.6	64.3	63.0	60.5
Top Speed [km/h]	64.1	64.8	63.6	62.2	62.4	64.7	64.4	62.3
Avg. Dist. to Rail [m]	4.2	0.7	0.2	0.4	1.1	3.5	4.1	5.1
Avg. Stride Freq. [Hz]	2.2	2.3	2.2	2.2	2.2	2.3	2.3	2.2
Avg. Stride Length [m]	6.7	7.6	7.6	7.5	7.5	7.6	7.6	7.3



- [] Ranking at each section and finish
- .-.- No data available at this section
- NA No data available



Horse/Jockey Name	Kefalonia
Final Rank	2
Fastest Section Time (Section)	0:11.18 (1400m)
Top Speed [km/h] (Section)	66.3 (1400m)
Race State	Finished

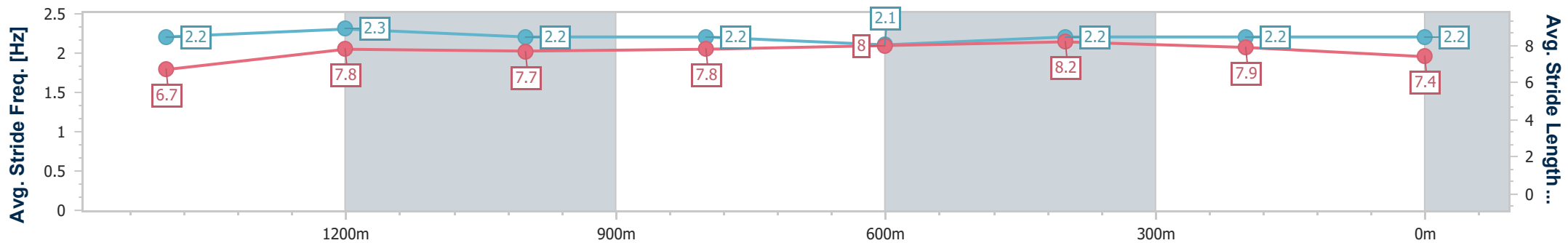
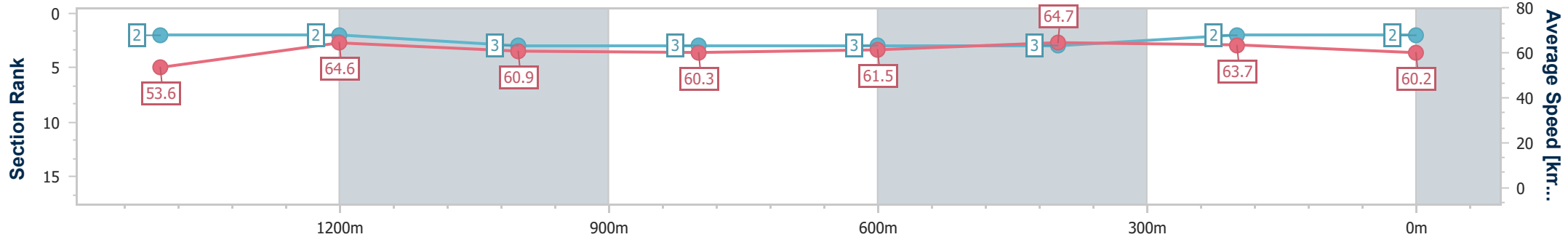


Townsville QLD Professional
 Race 3: LADBROKES MATES MODE RATINGS BAND 0 - 58
 Handicap - 1609m
 28 July 2024 - 13:51



Track Rating: Soft 5, Weather: Fine, Rail Position: True

Section	Overall	1400m	1200m	1000m	800m	600m	400m	200m
Section Times	1:35.93 [2] (0:14.23)	1:21.70 [2] (0:11.18)	1:10.52 [2] (0:11.81)	0:58.71 [3] (0:11.98)	0:46.73 [3] (0:11.84)	0:34.89 [3] (0:11.38)	0:23.51 [3] (0:11.43)	0:12.08 [2] (0:12.08)
Average Speed [km/h]	53.6	64.6	60.9	60.3	61.5	64.7	63.7	60.2
Top Speed [km/h]	65.4	66.3	63.3	62.0	62.5	65.5	65.2	62.1
Avg. Dist. to Rail [m]	8.7	0.9	0.2	0.6	2.5	4.3	6.1	6.6
Avg. Stride Freq. [Hz]	2.2	2.3	2.2	2.2	2.1	2.2	2.2	2.2
Avg. Stride Length [m]	6.7	7.8	7.7	7.8	8.0	8.2	7.9	7.4



- [] Ranking at each section and finish
- .-.- No data available at this section
- NA No data available



Horse/Jockey Name	Mission House
Final Rank	3
Fastest Section Time (Section)	0:11.28 (1400m)
Top Speed [km/h] (Section)	68.6 (1400m)
Race State	Finished

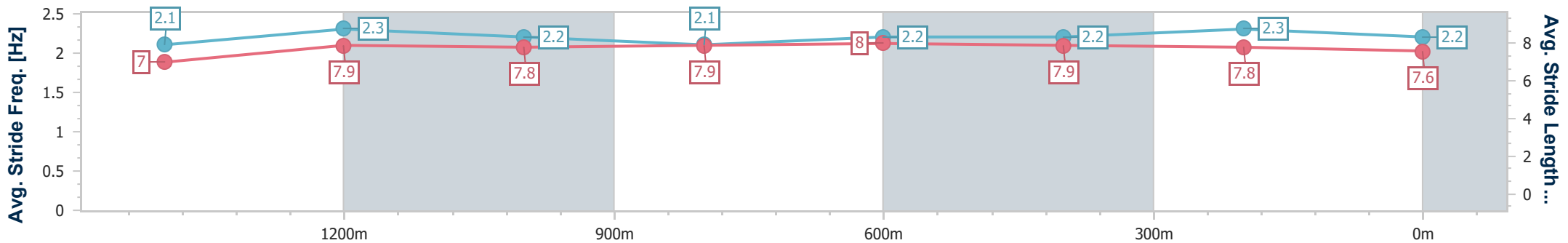
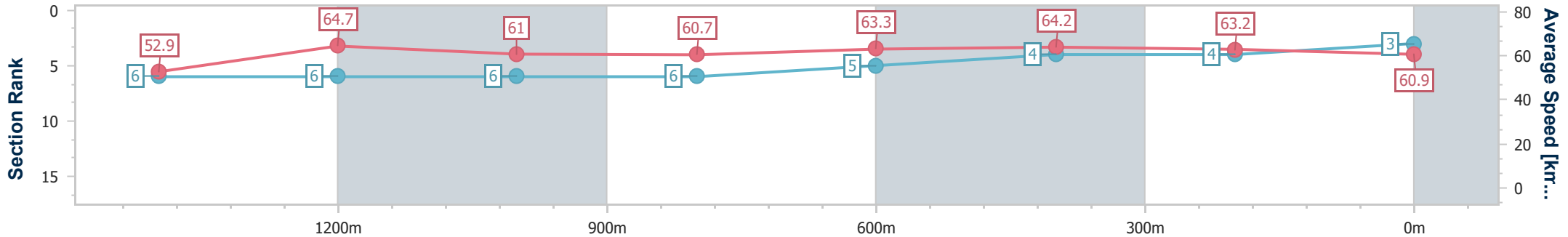


Townsville QLD Professional
 Race 3: LADBROKES MATES MODE RATINGS BAND 0 - 58
 Handicap - 1609m
 28 July 2024 - 13:51



Track Rating: Soft 5, Weather: Fine, Rail Position: True

Section	Overall	1400m	1200m	1000m	800m	600m	400m	200m
Section Times	1:36.07 [3] (0:14.58)	1:21.49 [6] (0:11.28)	1:10.21 [6] (0:11.84)	0:58.37 [6] (0:12.01)	0:46.36 [6] (0:11.54)	0:34.82 [5] (0:11.42)	0:23.40 [4] (0:11.46)	0:11.94 [4] (0:11.94)
Average Speed [km/h]	52.9	64.7	61.0	60.7	63.3	64.2	63.2	60.9
Top Speed [km/h]	68.5	68.6	62.8	63.4	64.6	65.4	64.7	62.6
Avg. Dist. to Rail [m]	13.4	4.0	2.6	2.7	3.4	3.7	3.4	5.0
Avg. Stride Freq. [Hz]	2.1	2.3	2.2	2.1	2.2	2.2	2.3	2.2
Avg. Stride Length [m]	7.0	7.9	7.8	7.9	8.0	7.9	7.8	7.6



- [] Ranking at each section and finish
- .-.- No data available at this section
- NA No data available



Horse/Jockey Name	Betta AI
Final Rank	4
Fastest Section Time (Section)	0:11.32 (1400m)
Top Speed [km/h] (Section)	64.5 (Overall)
Race State	Finished

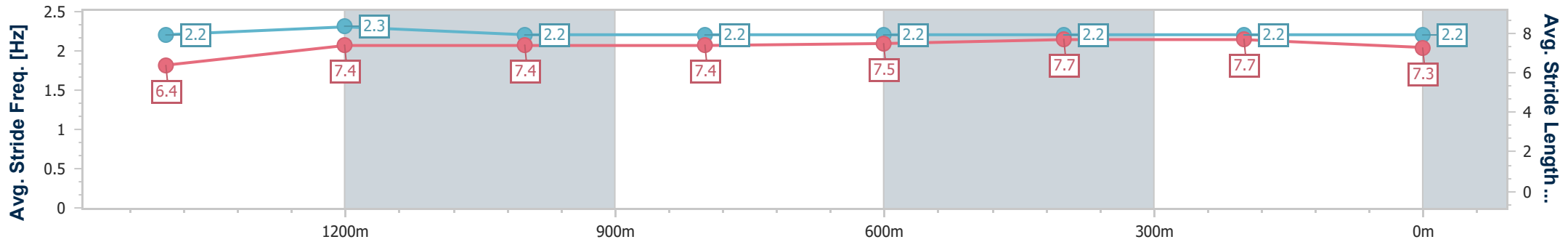
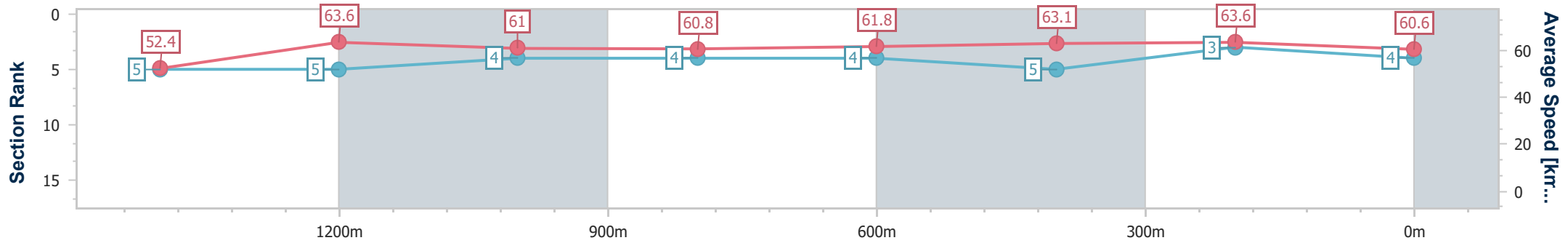


Townsville QLD Professional
 Race 3: LADBROKES MATES MODE RATINGS BAND 0 - 58
 Handicap - 1609m
 28 July 2024 - 13:51



Track Rating: Soft 5, Weather: Fine, Rail Position: True

Section	Overall	1400m	1200m	1000m	800m	600m	400m	200m
Section Times	1:36.13 [4] (0:14.45)	1:21.68 [5] (0:11.32)	1:10.36 [5] (0:11.81)	0:58.55 [4] (0:11.82)	0:46.73 [4] (0:11.71)	0:35.02 [4] (0:11.57)	0:23.45 [5] (0:11.44)	0:12.01 [3] (0:12.01)
Average Speed [km/h]	52.4	63.6	61.0	60.8	61.8	63.1	63.6	60.6
Top Speed [km/h]	64.5	64.2	62.6	62.8	62.8	64.0	64.0	62.7
Avg. Dist. to Rail [m]	4.3	0.3	0.3	0.5	1.0	3.1	5.0	5.9
Avg. Stride Freq. [Hz]	2.2	2.3	2.2	2.2	2.2	2.2	2.2	2.2
Avg. Stride Length [m]	6.4	7.4	7.4	7.4	7.5	7.7	7.7	7.3





Horse/Jockey Name	Zouhope
Final Rank	5
Fastest Section Time (Section)	0:11.19 (800m)
Top Speed [km/h] (Section)	65.9 (800m)
Race State	Finished

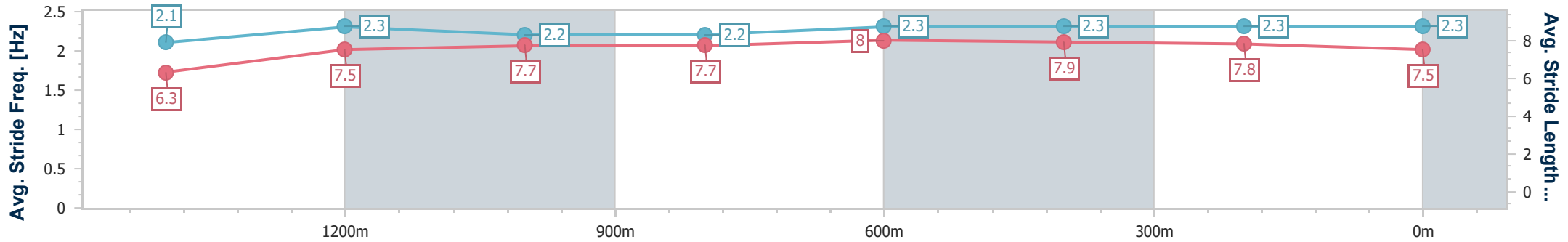
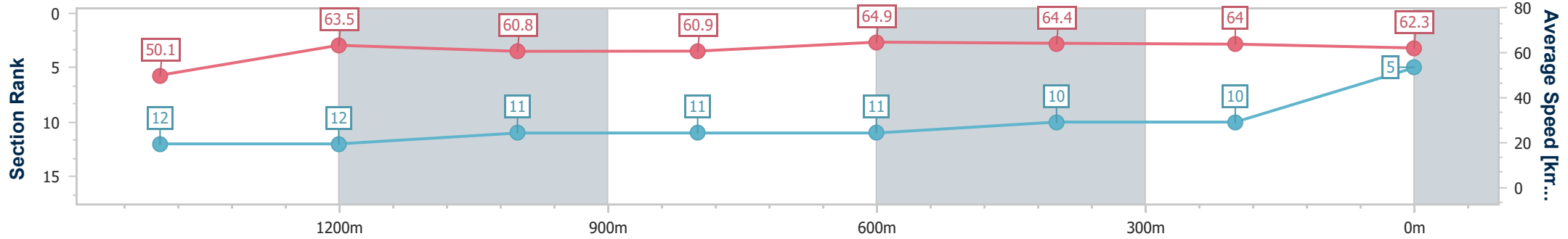


Townsville QLD Professional
 Race 3: LADBROKES MATES MODE RATINGS BAND 0 - 58
 Handicap - 1609m
 28 July 2024 - 13:51



Track Rating: Soft 5, Weather: Fine, Rail Position: True

Section	Overall	1400m	1200m	1000m	800m	600m	400m	200m					
Section Times	1:36.15 [5] (0:15.26)	1:20.89 [12] (0:11.42)	1:09.47 [12] (0:11.87)	0:57.60 [11] (0:11.94)	0:45.66 [11] (0:11.19)	0:34.47 [11] (0:11.40)	0:23.07 [10] (0:11.38)	0:11.69 [10] (0:11.69)					
Average Speed [km/h]	50.1	63.5	60.8	60.9	64.9	64.4	64.0	62.3					
Top Speed [km/h]	62.2	64.3	63.3	63.7	65.9	65.0	64.7	63.6					
Avg. Dist. to Rail [m]	9.2	2.8	2.5	2.0	1.9	4.1	6.8	11.1					
Avg. Stride Freq. [Hz]	2.1	2.3	2.2	2.2	2.3	2.3	2.3	2.3					
Avg. Stride Length [m]	6.3	7.5	7.7	7.7	8.0	7.9	7.8	7.5					



- [] Ranking at each section and finish
- .-.- No data available at this section
- NA No data available



Horse/Jockey Name	Little Red Pepper
Final Rank	6
Fastest Section Time (Section)	0:11.40 (1400m)
Top Speed [km/h] (Section)	65.0 (600m)
Race State	Finished

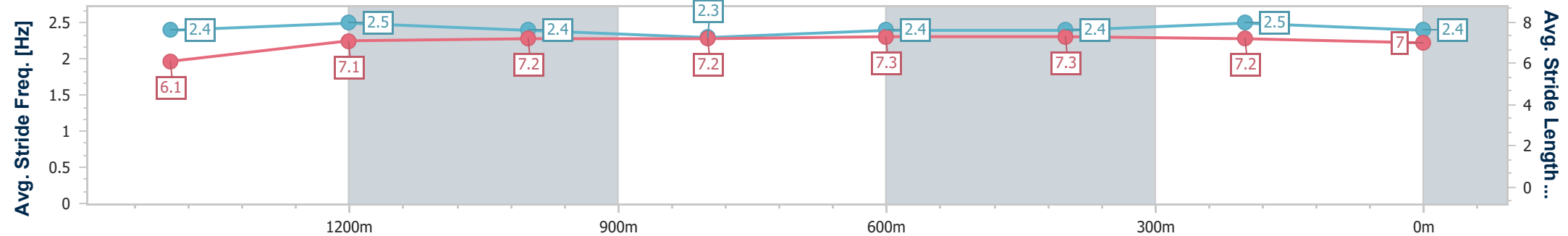
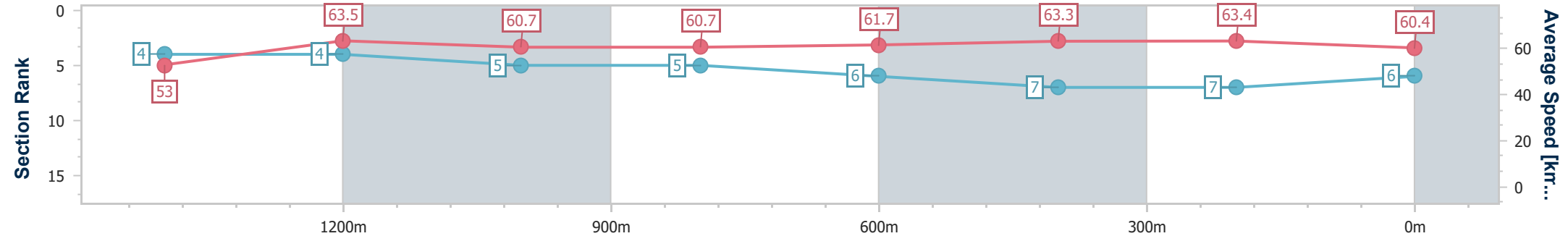


Townsville QLD Professional
 Race 3: LADBROKES MATES MODE RATINGS BAND 0 - 58
 Handicap - 1609m
 28 July 2024 - 13:51



Track Rating: Soft 5, Weather: Fine, Rail Position: True

Section	Overall	1400m	1200m	1000m	800m	600m	400m	200m					
Section Times	1:36.23 [6] (0:14.31)	1:21.92 [4] (0:11.40)	1:10.52 [4] (0:11.88)	0:58.64 [5] (0:11.95)	0:46.69 [5] (0:11.71)	0:34.98 [6] (0:11.49)	0:23.49 [7] (0:11.44)	0:12.05 [7] (0:12.05)					
Average Speed [km/h]	53.0	63.5	60.7	60.7	61.7	63.3	63.4	60.4					
Top Speed [km/h]	63.1	64.5	62.5	62.9	62.5	65.0	64.1	62.0					
Avg. Dist. to Rail [m]	6.6	2.2	2.2	1.3	0.9	1.9	4.7	6.6					
Avg. Stride Freq. [Hz]	2.4	2.5	2.4	2.3	2.4	2.4	2.5	2.4					
Avg. Stride Length [m]	6.1	7.1	7.2	7.2	7.3	7.3	7.2	7.0					



- [] Ranking at each section and finish
- .-.- No data available at this section
- NA No data available



Horse/Jockey Name	Pluckercarn
Final Rank	7
Fastest Section Time (Section)	0:11.14 (400m)
Top Speed [km/h] (Section)	67.7 (400m)
Race State	Finished

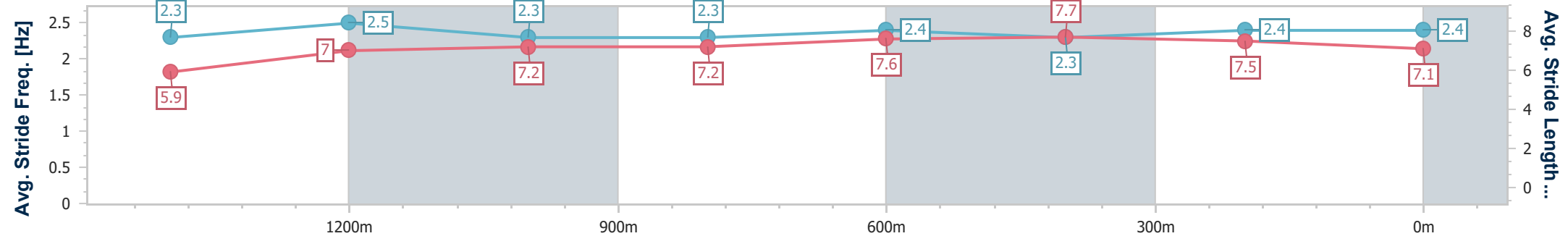
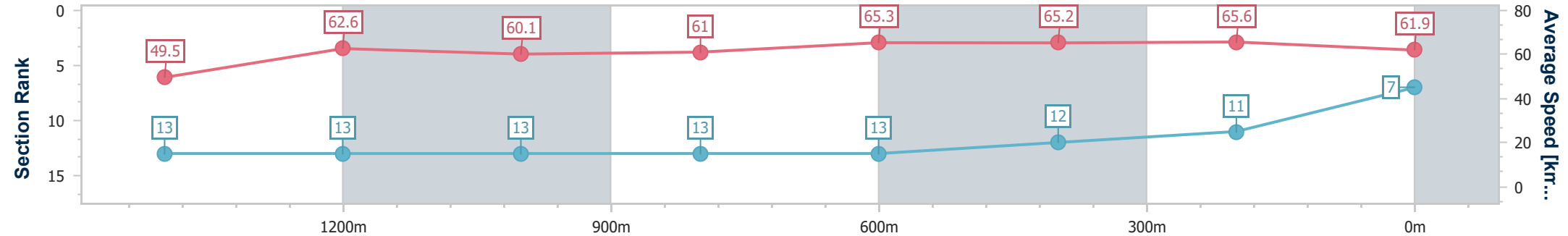


Townsville QLD Professional
 Race 3: LADBROKES MATES MODE RATINGS BAND 0 - 58
 Handicap - 1609m
 28 July 2024 - 13:51



Track Rating: Soft 5, Weather: Fine, Rail Position: True

Section	Overall	1400m	1200m	1000m	800m	600m	400m	200m
Section Times	1:36.25 [7] (0:15.37)	1:20.88 [13] (0:11.55)	1:09.33 [13] (0:12.00)	0:57.33 [13] (0:11.94)	0:45.39 [13] (0:11.15)	0:34.24 [13] (0:11.32)	0:22.92 [12] (0:11.14)	0:11.78 [11] (0:11.78)
Average Speed [km/h]	49.5	62.6	60.1	61.0	65.3	65.2	65.6	61.9
Top Speed [km/h]	62.7	63.2	61.3	63.1	66.8	65.8	67.7	63.5
Avg. Dist. to Rail [m]	6.1	1.8	2.1	2.4	2.3	5.0	9.6	12.8
Avg. Stride Freq. [Hz]	2.3	2.5	2.3	2.3	2.4	2.3	2.4	2.4
Avg. Stride Length [m]	5.9	7.0	7.2	7.2	7.6	7.7	7.5	7.1



- [] Ranking at each section and finish
- .-.- No data available at this section
- NA No data available



Horse/Jockey Name	Mcnair
Final Rank	7
Fastest Section Time (Section)	0:11.21 (800m)
Top Speed [km/h] (Section)	66.2 (800m)
Race State	Finished

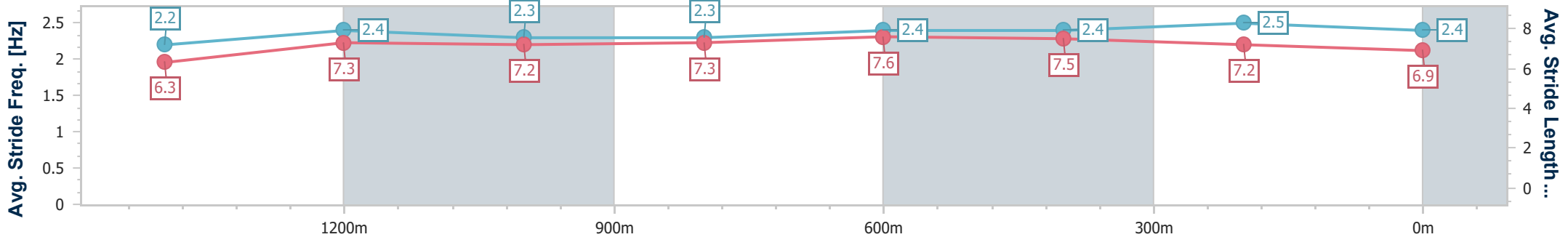
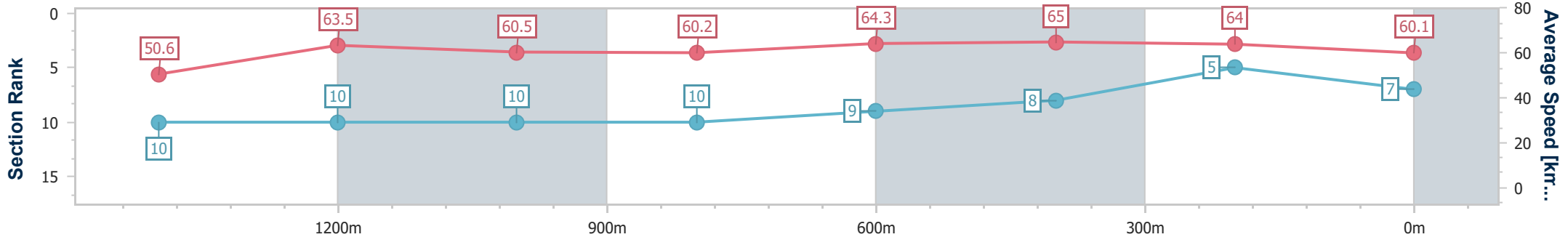


Townsville QLD Professional
 Race 3: LADBROKES MATES MODE RATINGS BAND 0 - 58
 Handicap - 1609m
 28 July 2024 - 13:51



Track Rating: Soft 5, Weather: Fine, Rail Position: True

Section	Overall	1400m	1200m	1000m	800m	600m	400m	200m					
Section Times	1:36.25 [7] (0:15.03)	1:21.22 [10] (0:11.39)	1:09.83 [10] (0:11.92)	0:57.91 [10] (0:11.95)	0:45.96 [10] (0:11.21)	0:34.75 [9] (0:11.27)	0:23.48 [8] (0:11.37)	0:12.11 [5] (0:12.11)					
Average Speed [km/h]	50.6	63.5	60.5	60.2	64.3	65.0	64.0	60.1					
Top Speed [km/h]	62.5	64.7	62.6	63.2	66.2	66.1	65.3	62.3					
Avg. Dist. to Rail [m]	7.6	1.0	0.8	0.3	0.5	3.4	6.6	8.7					
Avg. Stride Freq. [Hz]	2.2	2.4	2.3	2.3	2.4	2.4	2.5	2.4					
Avg. Stride Length [m]	6.3	7.3	7.2	7.3	7.6	7.5	7.2	6.9					



- [] Ranking at each section and finish
- .-.- No data available at this section
- NA No data available



Horse/Jockey Name	It's Been A Trek
Final Rank	9
Fastest Section Time (Section)	0:11.45 (1400m)
Top Speed [km/h] (Section)	64.7 (1400m)
Race State	Finished

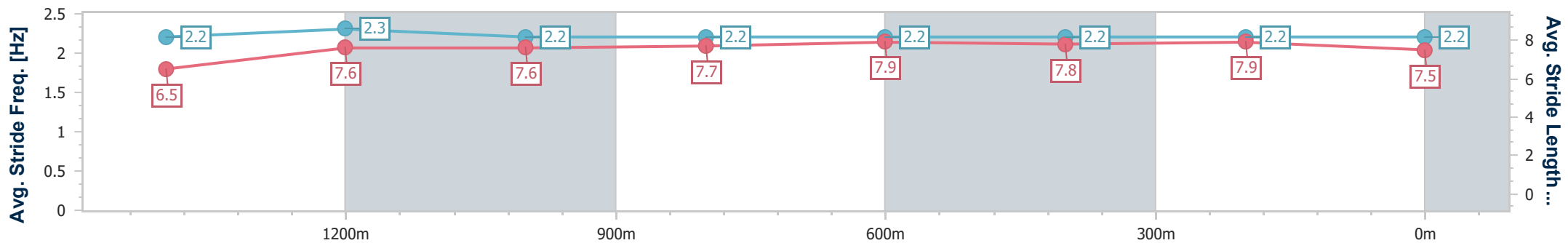
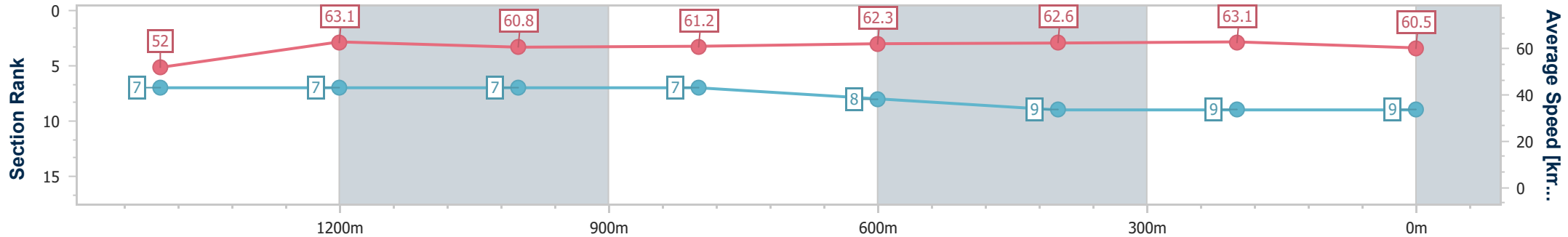


Townsville QLD Professional
 Race 3: LADBROKES MATES MODE RATINGS BAND 0 - 58
 Handicap - 1609m
 28 July 2024 - 13:51



Track Rating: Soft 5, Weather: Fine, Rail Position: True

Section	Overall	1400m	1200m	1000m	800m	600m	400m	200m					
Section Times	1:36.50 [9] (0:14.65)	1:21.85 [7] (0:11.45)	1:10.40 [7] (0:11.85)	0:58.55 [7] (0:11.78)	0:46.77 [7] (0:11.59)	0:35.18 [8] (0:11.63)	0:23.55 [9] (0:11.50)	0:12.05 [9] (0:12.05)					
Average Speed [km/h]	52.0	63.1	60.8	61.2	62.3	62.6	63.1	60.5					
Top Speed [km/h]	63.7	64.7	61.9	63.3	62.9	63.7	63.8	62.9					
Avg. Dist. to Rail [m]	7.3	1.5	0.5	0.2	0.6	2.4	5.9	9.4					
Avg. Stride Freq. [Hz]	2.2	2.3	2.2	2.2	2.2	2.2	2.2	2.2					
Avg. Stride Length [m]	6.5	7.6	7.6	7.7	7.9	7.8	7.9	7.5					



- [] Ranking at each section and finish
- .-.- No data available at this section
- NA No data available



Horse/Jockey Name	Volarchi
Final Rank	10
Fastest Section Time (Section)	0:11.38 (400m)
Top Speed [km/h] (Section)	64.8 (800m)
Race State	Finished

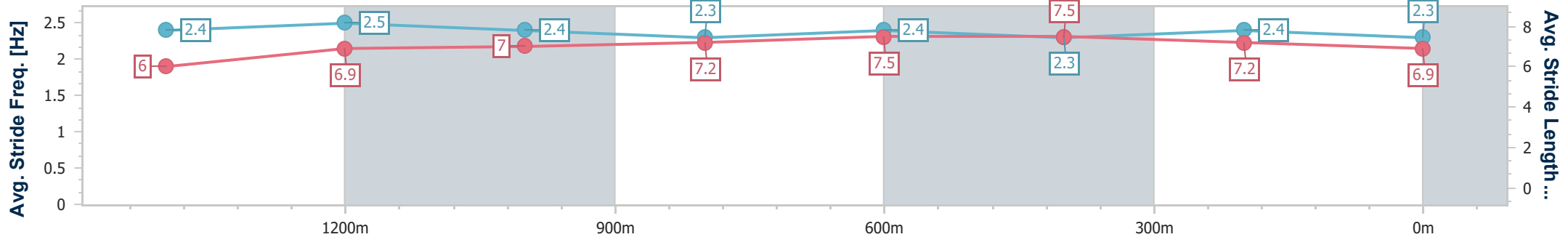
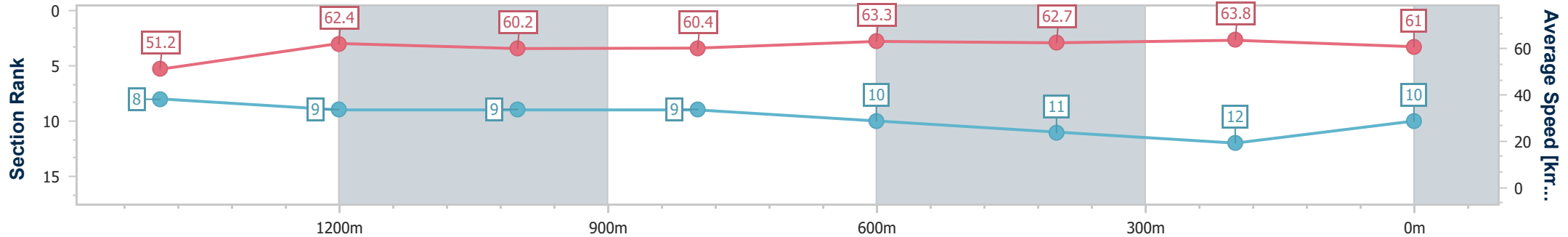


Townsville QLD Professional
 Race 3: LADBROKES MATES MODE RATINGS BAND 0 - 58
 Handicap - 1609m
 28 July 2024 - 13:51



Track Rating: Soft 5, Weather: Fine, Rail Position: True

Section	Overall	1400m	1200m	1000m	800m	600m	400m	200m
Section Times	1:36.57 [10] (0:14.84)	1:21.73 [8] (0:11.53)	1:10.20 [9] (0:11.94)	0:58.26 [9] (0:11.89)	0:46.37 [9] (0:11.41)	0:34.96 [10] (0:11.63)	0:23.33 [11] (0:11.38)	0:11.95 [12] (0:11.95)
Average Speed [km/h]	51.2	62.4	60.2	60.4	63.3	62.7	63.8	61.0
Top Speed [km/h]	63.2	64.0	63.0	63.5	64.8	63.8	64.5	64.2
Avg. Dist. to Rail [m]	5.9	0.4	0.3	0.5	0.6	2.8	4.1	6.8
Avg. Stride Freq. [Hz]	2.4	2.5	2.4	2.3	2.4	2.3	2.4	2.3
Avg. Stride Length [m]	6.0	6.9	7.0	7.2	7.5	7.5	7.2	6.9



- [] Ranking at each section and finish
- .-.- No data available at this section
- NA No data available



Horse/Jockey Name	Flamenco Rose
Final Rank	11
Fastest Section Time (Section)	0:11.26 (800m)
Top Speed [km/h] (Section)	65.8 (800m)
Race State	Finished

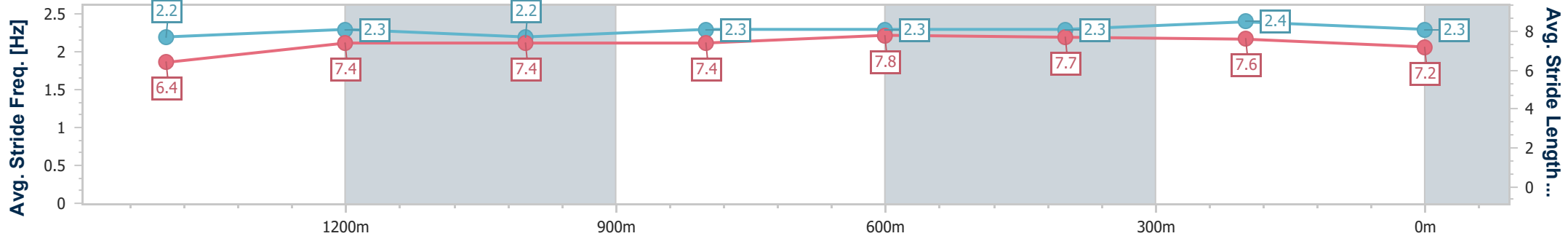
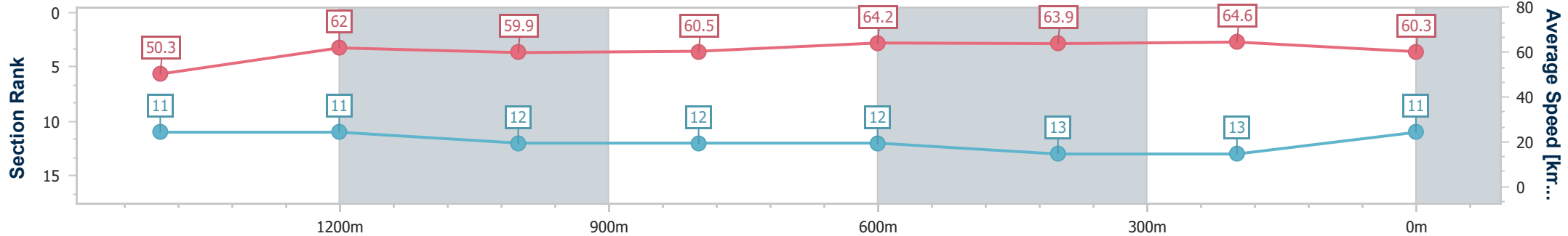


Townsville QLD Professional
 Race 3: LADBROKES MATES MODE RATINGS BAND 0 - 58
 Handicap - 1609m
 28 July 2024 - 13:51



Track Rating: Soft 5, Weather: Fine, Rail Position: True

Section	Overall	1400m	1200m	1000m	800m	600m	400m	200m
Section Times	1:36.73 [11] (0:15.05)	1:21.68 [11] (0:11.62)	1:10.06 [11] (0:12.01)	0:58.05 [12] (0:11.97)	0:46.08 [12] (0:11.26)	0:34.82 [12] (0:11.45)	0:23.37 [13] (0:11.31)	0:12.06 [13] (0:12.06)
Average Speed [km/h]	50.3	62.0	59.9	60.5	64.2	63.9	64.6	60.3
Top Speed [km/h]	62.3	62.8	61.9	63.9	65.8	64.9	65.5	62.4
Avg. Dist. to Rail [m]	4.9	0.6	1.1	0.9	0.9	3.4	8.0	14.1
Avg. Stride Freq. [Hz]	2.2	2.3	2.2	2.3	2.3	2.3	2.4	2.3
Avg. Stride Length [m]	6.4	7.4	7.4	7.4	7.8	7.7	7.6	7.2



- [] Ranking at each section and finish
- .-.- No data available at this section
- NA No data available



Horse/Jockey Name	Edification
Final Rank	12
Fastest Section Time (Section)	0:11.38 (1400m)
Top Speed [km/h] (Section)	65.3 (400m)
Race State	Finished

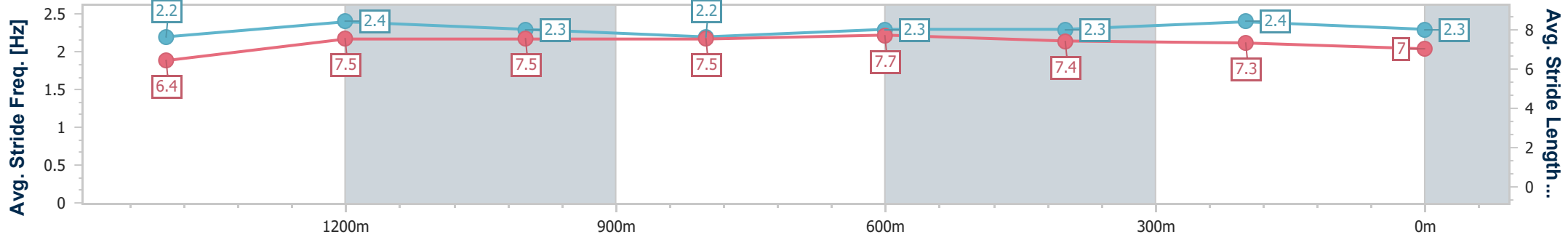
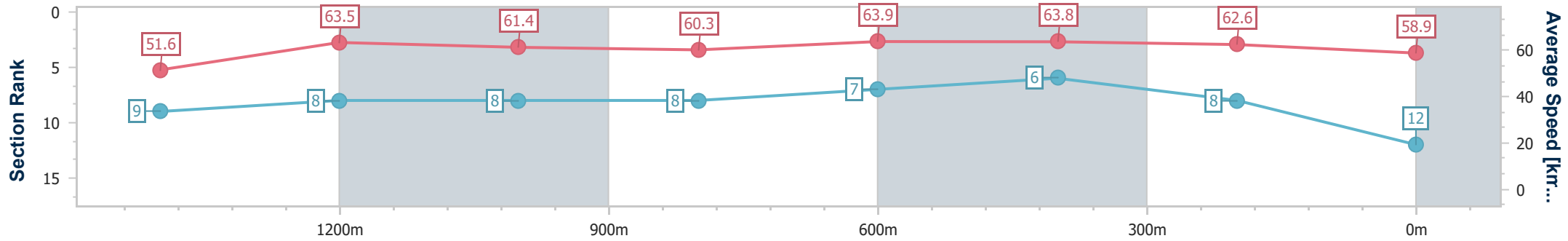


Townsville QLD Professional
 Race 3: LADBROKES MATES MODE RATINGS BAND 0 - 58
 Handicap - 1609m
 28 July 2024 - 13:51



Track Rating: Soft 5, Weather: Fine, Rail Position: True

Section	Overall	1400m	1200m	1000m	800m	600m	400m	200m
Section Times	1:36.75 [12] (0:14.85)	1:21.90 [9] (0:11.38)	1:10.52 [8] (0:11.73)	0:58.79 [8] (0:11.93)	0:46.86 [8] (0:11.39)	0:35.47 [7] (0:11.45)	0:24.02 [6] (0:11.65)	0:12.37 [8] (0:12.37)
Average Speed [km/h]	51.6	63.5	61.4	60.3	63.9	63.8	62.6	58.9
Top Speed [km/h]	63.6	64.6	63.0	63.1	64.3	65.2	65.3	62.1
Avg. Dist. to Rail [m]	10.6	1.1	0.3	0.5	1.9	3.9	6.9	10.3
Avg. Stride Freq. [Hz]	2.2	2.4	2.3	2.2	2.3	2.3	2.4	2.3
Avg. Stride Length [m]	6.4	7.5	7.5	7.5	7.7	7.4	7.3	7.0



- [] Ranking at each section and finish
- .-.- No data available at this section
- NA No data available



Horse/Jockey Name	Keep On Running
Final Rank	13
Fastest Section Time (Section)	0:10.93 (1400m)
Top Speed [km/h] (Section)	67.6 (1400m)
Race State	Finished

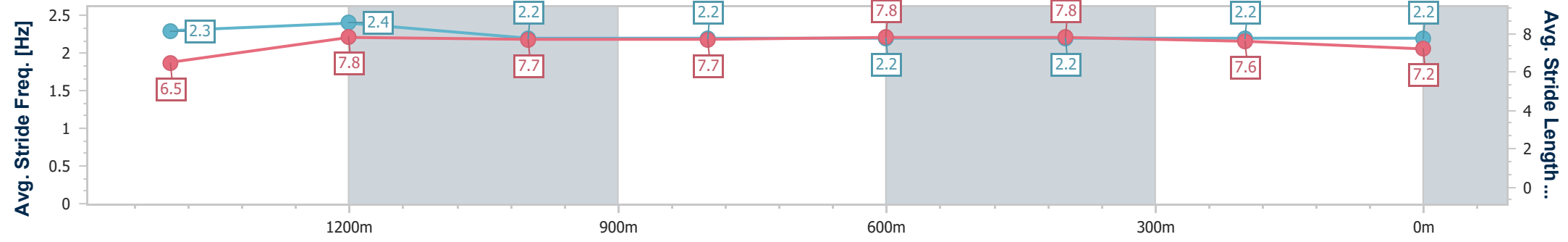
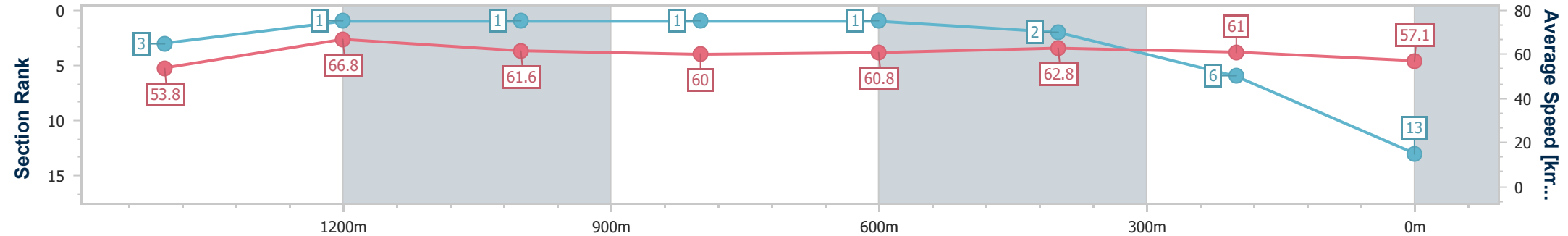


Townsville QLD Professional
 Race 3: LADBROKES MATES MODE RATINGS BAND 0 - 58
 Handicap - 1609m
 28 July 2024 - 13:51



Track Rating: Soft 5, Weather: Fine, Rail Position: True

Section	Overall	1400m	1200m	1000m	800m	600m	400m	200m
Section Times	1:36.93 [13] (0:14.28)	1:22.65 [3] (0:10.93)	1:11.72 [1] (0:11.71)	1:00.01 [1] (0:11.99)	0:48.02 [1] (0:11.83)	0:36.19 [1] (0:11.55)	0:24.64 [2] (0:11.88)	0:12.76 [6] (0:12.76)
Average Speed [km/h]	53.8	66.8	61.6	60.0	60.8	62.8	61.0	57.1
Top Speed [km/h]	67.5	67.6	66.1	61.1	62.3	64.0	62.2	59.2
Avg. Dist. to Rail [m]	11.3	3.9	1.1	0.3	0.3	1.8	3.0	4.4
Avg. Stride Freq. [Hz]	2.3	2.4	2.2	2.2	2.2	2.2	2.2	2.2
Avg. Stride Length [m]	6.5	7.8	7.7	7.7	7.8	7.8	7.6	7.2



- [] Ranking at each section and finish
- .-.- No data available at this section
- NA No data available