



Townsville QLD Professional

Race 1: TOWNSVILLE EARTHMOVING QTIS Two-Year-Old Handicap - 1400m

28 July 2024 - 12:30



Track Rating: Soft 5, Weather: Fine, Rail Position: True

Section		Overall	1200m	1000m	800m	600m	400m	Last 600m				
Field Times		1:22.23 (0:13.22)	1:09.01 (0:11.51)	0:57.50 (0:11.36)	0:46.14 (0:11.10)	0:35.04 (0:11.22)	0:23.82 (0:11.77)	0:35.04				
Rank	TAB Horse/Jockey	Barrier	Top Speed [km/h]	Fastest Section								Distance Travelled [m]
1	1 ASTRA STAR Chris Whiteley	7	66.0 600m	0:11.15 600m	1:22.23 [1] (0:13.63)	1:08.60 [2] (0:11.48)	0:57.12 [3] (0:11.52)	0:45.60 [4] (0:11.20)	0:34.40 [4] (0:11.15)	0:23.25 [3] (0:11.45)	0:34.40	
2	4 UNDERRATED Justin Stanley	5	66.7 1200m	0:11.12 600m	1:22.42 [2] (0:13.90)	1:08.52 [5] (0:11.18)	0:57.34 [2] (0:11.21)	0:46.13 [2] (0:11.29)	0:34.84 [2] (0:11.12)	0:23.72 [2] (0:11.48)	0:34.84	-1
3	3 KOBAYASTAR Chelsea Jokic	3	66.3 600m	0:11.15 600m	1:22.46 [3] (0:13.85)	1:08.61 [4] (0:11.51)	0:57.10 [5] (0:11.49)	0:45.61 [5] (0:11.20)	0:34.41 [6] (0:11.15)	0:23.26 [6] (0:11.34)	0:34.41	+0
4	2 ACEDROD Justin Huxtable	2	65.7 800m	0:11.12 800m	1:22.63 [4] (0:13.68)	1:08.95 [3] (0:11.45)	0:57.50 [4] (0:11.50)	0:46.00 [3] (0:11.12)	0:34.88 [3] (0:11.36)	0:23.52 [4] (0:11.47)	0:34.88	-3
5	6 MARCH MADNESS Ron Stewart	1	66.5 800m	0:11.03 800m	1:22.72 [5] (0:13.95)	1:08.77 [6] (0:11.54)	0:57.23 [6] (0:11.44)	0:45.79 [6] (0:11.03)	0:34.76 [5] (0:11.20)	0:23.56 [5] (0:11.46)	0:34.76	-7
6	8 MISHANI OPAL Nathan Thomas	9	65.4 800m	0:11.14 800m	1:22.93 [6] (0:13.95)	1:08.98 [6] (0:11.72)	0:57.26 [7] (0:11.46)	0:45.80 [7] (0:11.14)	0:34.66 [8] (0:11.23)	0:23.43 [7] (0:11.37)	0:34.66	-3
7	9 SNEAKY FREDDY Isabella Teh	4	66.5 800m	0:11.02 800m	1:23.01 [7] (0:14.19)	1:08.82 [9] (0:11.65)	0:57.17 [8] (0:11.40)	0:45.77 [8] (0:11.02)	0:34.75 [7] (0:11.25)	0:23.50 [8] (0:11.45)	0:34.75	-6
8	7 MISHANI DESTINY Jackson Murphy	6	66.2 800m	0:11.16 800m	1:23.11 [8] (0:14.17)	1:08.94 [8] (0:11.79)	0:57.15 [9] (0:11.43)	0:45.72 [9] (0:11.16)	0:34.56 [9] (0:11.29)	0:23.27 [9] (0:11.48)	0:34.56	-2
9	5 MORE STYLISH Scott Sheargold	8	66.7 Overall	0:11.10 800m	1:23.31 [9] (0:13.22)	1:10.09 [1] (0:11.51)	0:58.58 [1] (0:11.36)	0:47.22 [1] (0:11.10)	0:36.12 [1] (0:11.22)	0:24.90 [1] (0:11.78)	0:36.12	-4

[] Ranking at each section and finish
 -:-:- No data available at this section
 NA No data available

SCN Saddle cloth number
 DNF Did not finish
 DNT Did not track



Townsville QLD Professional

Race 1: TOWNSVILLE EARTHMOVING QTIS Two-Year-Old Handicap - 1400m

28 July 2024 - 12:30



Track Rating: Soft 5, Weather: Fine, Rail Position: True

Section				200m				Last 600m		
Field Times				0:12.05 (0:12.05)				0:35.04		
Rank	TAB	Horse/Jockey	Barrier	Top Speed [km/h]	Fastest Section	Margin			Distance Travelled [m]	
1	1	ASTRA STAR Chris Whiteley	7	66.0 600m	0:11.15 600m	0:11.80 [3] (0:11.80)	1:22.23		0:34.40	
2	4	UNDERRATED Justin Stanley	5	66.7 1200m	0:11.12 600m	0:12.24 [1] (0:12.24)	1.15L		0:34.84	-1
3	3	KOBAYASTAR Chelsea Jovic	3	66.3 600m	0:11.15 600m	0:11.92 [4] (0:11.92)	1.37L		0:34.41	+0
4	2	ACEDROD Justin Huxtable	2	65.7 800m	0:11.12 800m	0:12.05 [5] (0:12.05)	2.37L		0:34.88	-3
5	6	MARCH MADNESS Ron Stewart	1	66.5 800m	0:11.03 800m	0:12.10 [6] (0:12.10)	2.86L		0:34.76	-7
6	8	MISHANI OPAL Nathan Thomas	9	65.4 800m	0:11.14 800m	0:12.06 [7] (0:12.06)	4.14L		0:34.66	-3
7	9	SNEAKY FREDDY Isabella Teh	4	66.5 800m	0:11.02 800m	0:12.05 [8] (0:12.05)	4.62L		0:34.75	-6
8	7	MISHANI DESTINY Jackson Murphy	6	66.2 800m	0:11.16 800m	0:11.79 [9] (0:11.79)	5.18L		0:34.56	-2
9	5	MORE STYLISH Scott Sheargold	8	66.7 Overall	0:11.10 800m	0:13.12 [2] (0:13.12)	6.33L		0:36.12	-4



Horse/Jockey Name	Astra Star
Final Rank	1
Fastest Section Time (Section)	0:11.15 (600m)
Top Speed [km/h] (Section)	66.0 (600m)
Race State	Finished

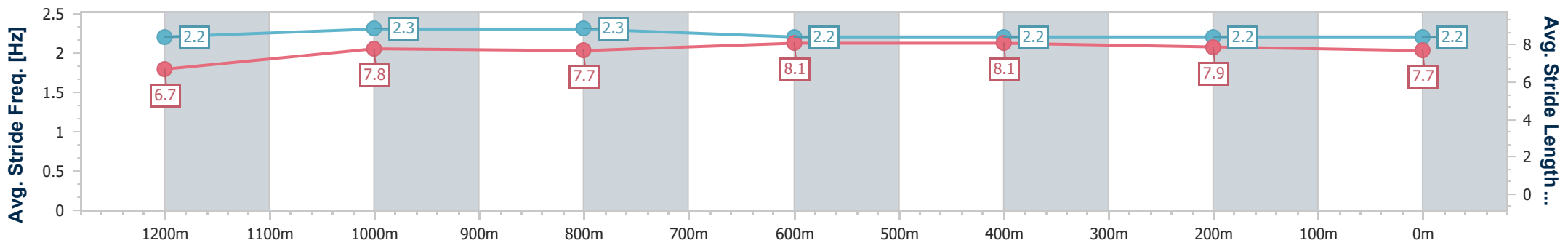
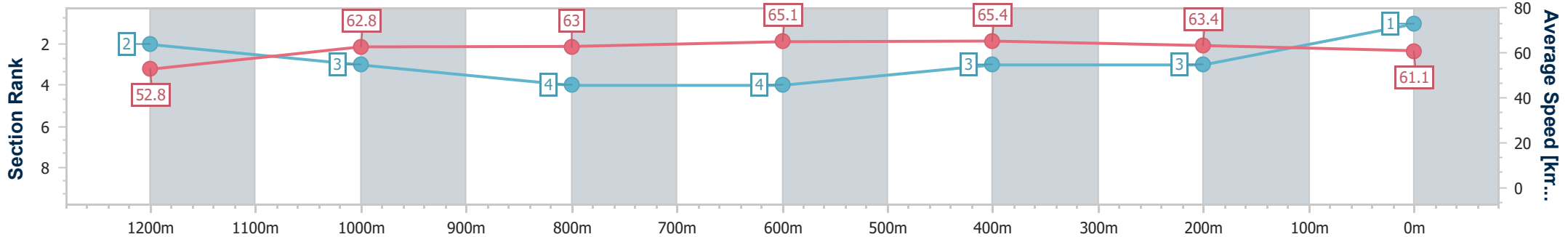


Townsville QLD Professional
 Race 1: TOWNSVILLE EARTHMOVING QTIS Two-Year-Old
 Handicap - 1400m
 28 July 2024 - 12:30



Track Rating: Soft 5, Weather: Fine, Rail Position: True

Section	Overall	1200m	1000m	800m	600m	400m	200m
Section Times	1:22.23 [1] (0:13.63)	1:08.60 [2] (0:11.48)	0:57.12 [3] (0:11.52)	0:45.60 [4] (0:11.20)	0:34.40 [4] (0:11.15)	0:23.25 [3] (0:11.45)	0:11.80 [3] (0:11.80)
Average Speed [km/h]	52.8	62.8	63.0	65.1	65.4	63.4	61.1
Top Speed [km/h]	63.2	63.7	64.3	65.9	66.0	64.4	63.5
Avg. Dist. to Rail [m]	4.9	0.2	1.7	2.6	2.7	5.3	6.9
Avg. Stride Freq. [Hz]	2.2	2.3	2.3	2.2	2.2	2.2	2.2
Avg. Stride Length [m]	6.7	7.8	7.7	8.1	8.1	7.9	7.7



- [] Ranking at each section and finish
- .-.- No data available at this section
- NA No data available



Horse/Jockey Name	Underrated
Final Rank	2
Fastest Section Time (Section)	0:11.12 (600m)
Top Speed [km/h] (Section)	66.7 (1200m)
Race State	Finished

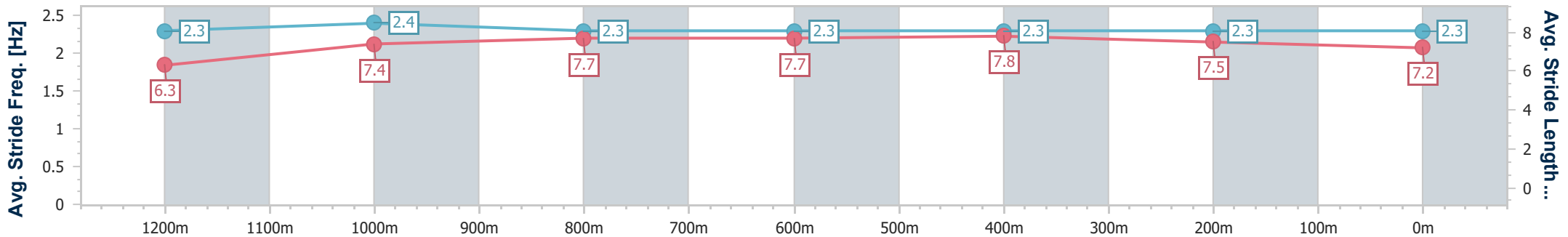
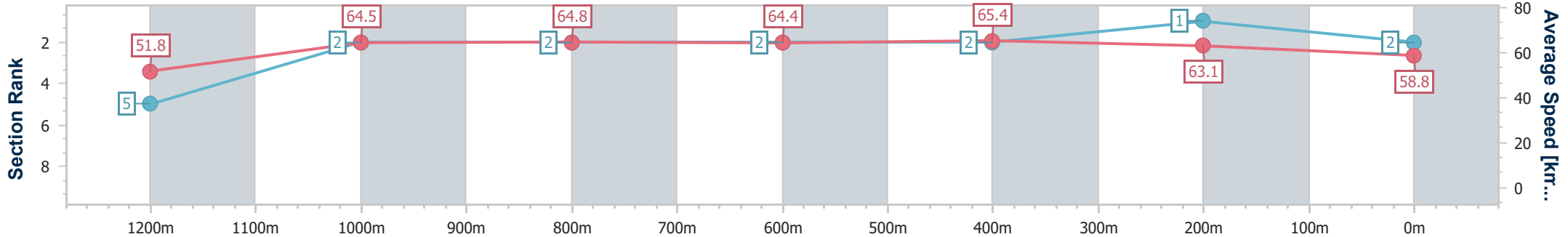


Townsville QLD Professional
 Race 1: TOWNVILLE EARTHMOVING QTIS Two-Year-Old
 Handicap - 1400m
 28 July 2024 - 12:30



Track Rating: Soft 5, Weather: Fine, Rail Position: True

Section	Overall	1200m	1000m	800m	600m	400m	200m
Section Times	1:22.42 [2] (0:13.90)	1:08.52 [5] (0:11.18)	0:57.34 [2] (0:11.21)	0:46.13 [2] (0:11.29)	0:34.84 [2] (0:11.12)	0:23.72 [2] (0:11.48)	0:12.24 [1] (0:12.24)
Average Speed [km/h]	51.8	64.5	64.8	64.4	65.4	63.1	58.8
Top Speed [km/h]	65.1	66.7	65.6	65.7	66.6	65.4	61.2
Avg. Dist. to Rail [m]	6.0	2.6	1.7	2.1	2.6	2.4	3.0
Avg. Stride Freq. [Hz]	2.3	2.4	2.3	2.3	2.3	2.3	2.3
Avg. Stride Length [m]	6.3	7.4	7.7	7.7	7.8	7.5	7.2



- [] Ranking at each section and finish
- .-.- No data available at this section
- NA No data available



Horse/Jockey Name	Kobayastar
Final Rank	3
Fastest Section Time (Section)	0:11.15 (600m)
Top Speed [km/h] (Section)	66.3 (600m)
Race State	Finished

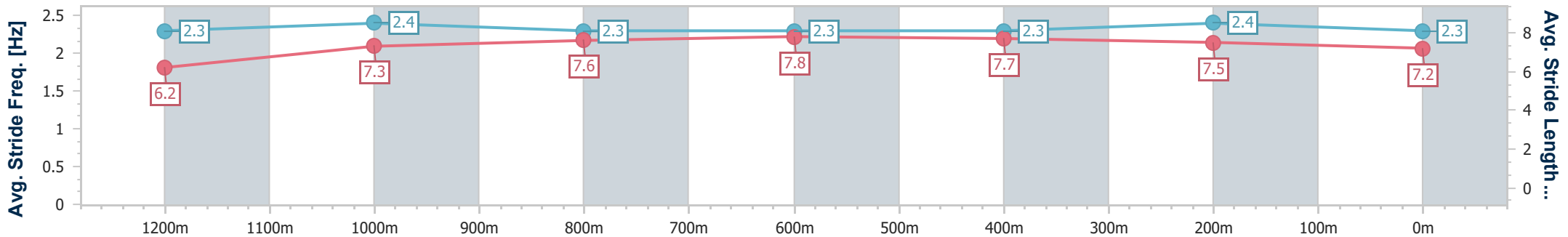
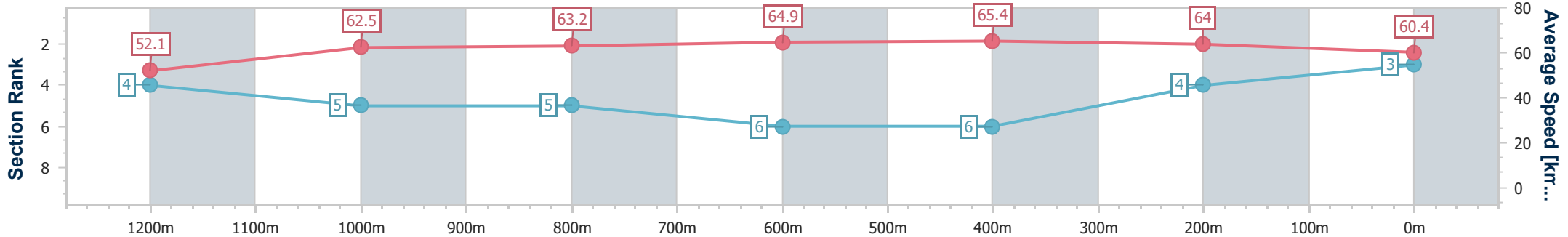


Townsville QLD Professional
 Race 1: TOWNSVILLE EARTHMOVING QTIS Two-Year-Old
 Handicap - 1400m
 28 July 2024 - 12:30



Track Rating: Soft 5, Weather: Fine, Rail Position: True

Section	Overall	1200m	1000m	800m	600m	400m	200m
Section Times	1:22.46 [3] (0:13.85)	1:08.61 [4] (0:11.51)	0:57.10 [5] (0:11.49)	0:45.61 [5] (0:11.20)	0:34.41 [6] (0:11.15)	0:23.26 [6] (0:11.34)	0:11.92 [4] (0:11.92)
Average Speed [km/h]	52.1	62.5	63.2	64.9	65.4	64.0	60.4
Top Speed [km/h]	63.6	63.9	64.4	65.4	66.3	65.4	63.0
Avg. Dist. to Rail [m]	5.1	1.9	1.7	2.0	2.9	4.9	7.1
Avg. Stride Freq. [Hz]	2.3	2.4	2.3	2.3	2.3	2.4	2.3
Avg. Stride Length [m]	6.2	7.3	7.6	7.8	7.7	7.5	7.2



- [] Ranking at each section and finish
- .-.- No data available at this section
- NA No data available



Horse/Jockey Name	Acedrod
Final Rank	4
Fastest Section Time (Section)	0:11.12 (800m)
Top Speed [km/h] (Section)	65.7 (800m)
Race State	Finished

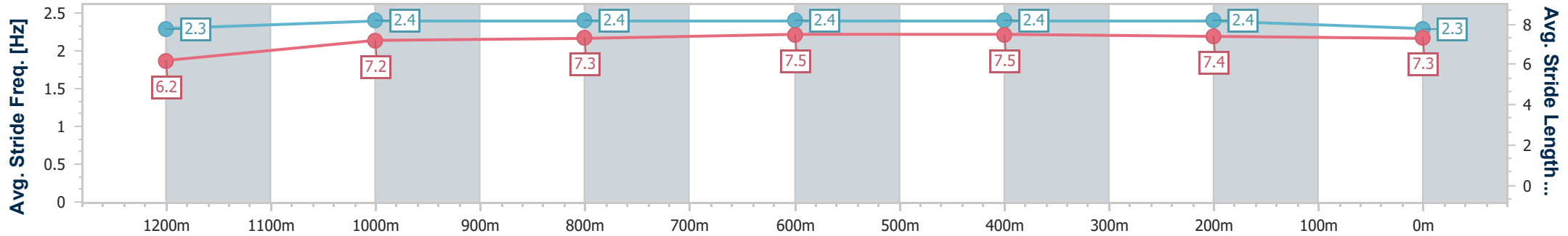
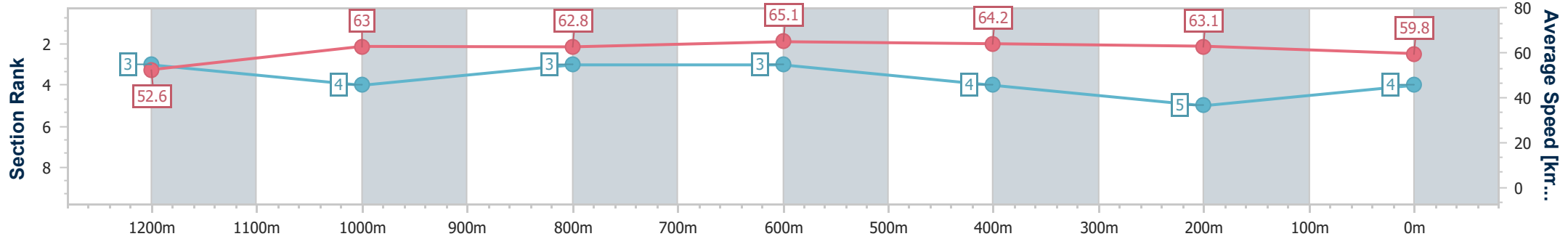


Townsville QLD Professional
 Race 1: TOWNSVILLE EARTHMOVING QTIS Two-Year-Old
 Handicap - 1400m
 28 July 2024 - 12:30



Track Rating: Soft 5, Weather: Fine, Rail Position: True

Section	Overall	1200m	1000m	800m	600m	400m	200m
Section Times	1:22.63 [4] (0:13.68)	1:08.95 [3] (0:11.45)	0:57.50 [4] (0:11.50)	0:46.00 [3] (0:11.12)	0:34.88 [3] (0:11.36)	0:23.52 [4] (0:11.47)	0:12.05 [5] (0:12.05)
Average Speed [km/h]	52.6	63.0	62.8	65.1	64.2	63.1	59.8
Top Speed [km/h]	64.9	64.5	64.4	65.7	65.5	65.4	64.9
Avg. Dist. to Rail [m]	3.0	1.0	0.8	1.2	2.3	2.9	4.6
Avg. Stride Freq. [Hz]	2.3	2.4	2.4	2.4	2.4	2.4	2.3
Avg. Stride Length [m]	6.2	7.2	7.3	7.5	7.5	7.4	7.3



- [] Ranking at each section and finish
- .-.- No data available at this section
- NA No data available



Horse/Jockey Name	March Madness
Final Rank	5
Fastest Section Time (Section)	0:11.03 (800m)
Top Speed [km/h] (Section)	66.5 (800m)
Race State	Finished

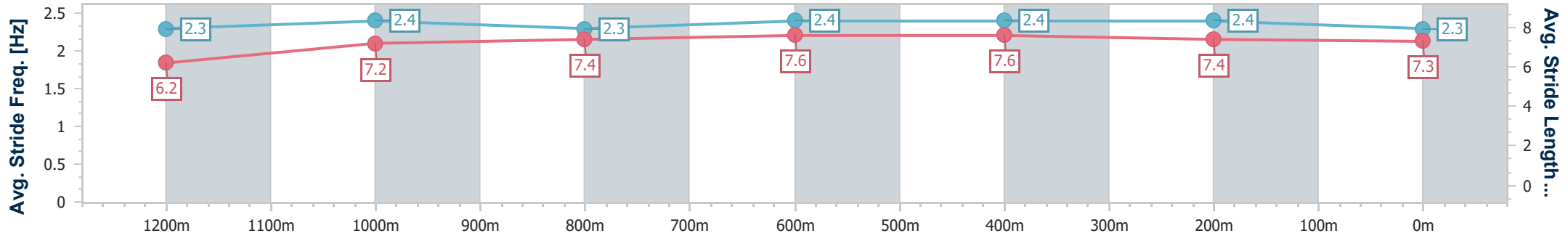
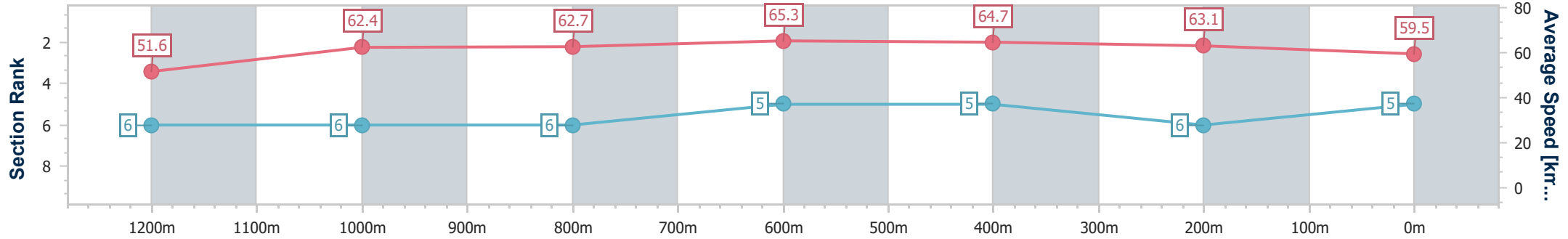


Townsville QLD Professional
 Race 1: TOWNSVILLE EARTHMOVING QTIS Two-Year-Old
 Handicap - 1400m
 28 July 2024 - 12:30



Track Rating: Soft 5, Weather: Fine, Rail Position: True

Section	Overall	1200m	1000m	800m	600m	400m	200m
Section Times	1:22.72 [5] (0:13.95)	1:08.77 [6] (0:11.54)	0:57.23 [6] (0:11.44)	0:45.79 [6] (0:11.03)	0:34.76 [5] (0:11.20)	0:23.56 [5] (0:11.46)	0:12.10 [6] (0:12.10)
Average Speed [km/h]	51.6	62.4	62.7	65.3	64.7	63.1	59.5
Top Speed [km/h]	63.8	64.4	64.1	66.5	65.8	64.4	61.1
Avg. Dist. to Rail [m]	2.9	0.5	0.4	0.3	1.2	2.8	5.0
Avg. Stride Freq. [Hz]	2.3	2.4	2.3	2.4	2.4	2.4	2.3
Avg. Stride Length [m]	6.2	7.2	7.4	7.6	7.6	7.4	7.3



- [] Ranking at each section and finish
- .-.- No data available at this section
- NA No data available



Horse/Jockey Name	Mishani Opal
Final Rank	6
Fastest Section Time (Section)	0:11.14 (800m)
Top Speed [km/h] (Section)	65.4 (800m)
Race State	Finished

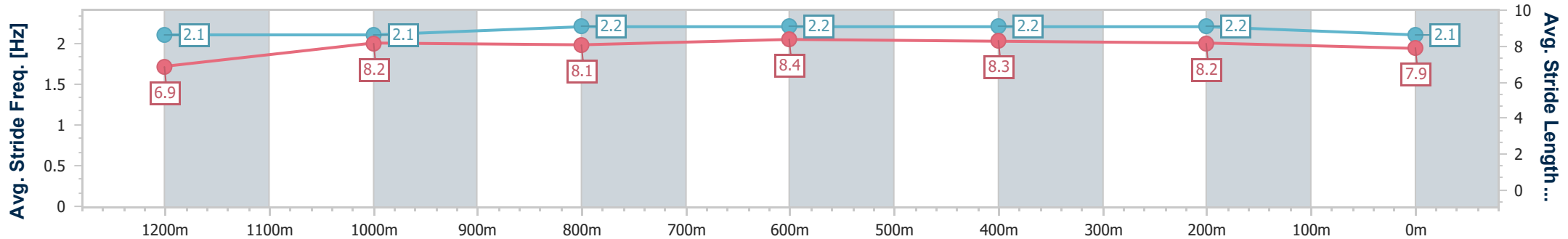
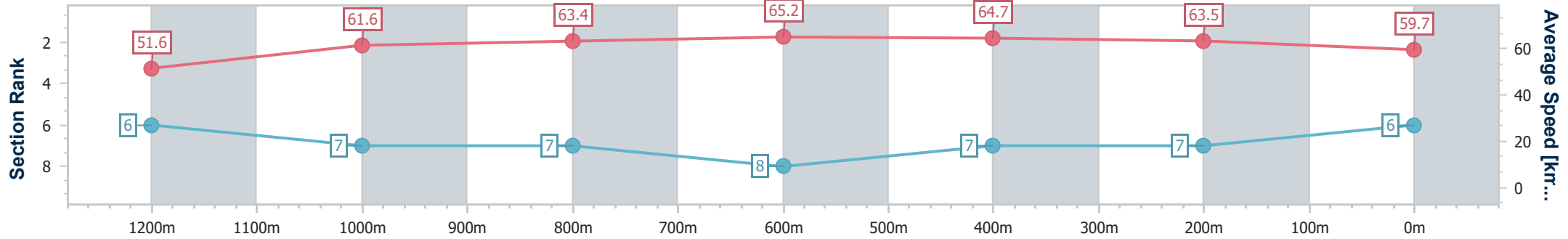


Townsville QLD Professional
 Race 1: TOWNSVILLE EARTHMOVING QTIS Two-Year-Old
 Handicap - 1400m
 28 July 2024 - 12:30



Track Rating: Soft 5, Weather: Fine, Rail Position: True

Section	Overall	1200m	1000m	800m	600m	400m	200m
Section Times	1:22.93 [6] (0:13.95)	1:08.98 [6] (0:11.72)	0:57.26 [7] (0:11.46)	0:45.80 [7] (0:11.14)	0:34.66 [8] (0:11.23)	0:23.43 [7] (0:11.37)	0:12.06 [7] (0:12.06)
Average Speed [km/h]	51.6	61.6	63.4	65.2	64.7	63.5	59.7
Top Speed [km/h]	61.9	62.9	64.6	65.4	65.2	64.2	62.4
Avg. Dist. to Rail [m]	9.5	3.1	1.6	1.7	1.6	2.5	6.1
Avg. Stride Freq. [Hz]	2.1	2.1	2.2	2.2	2.2	2.2	2.1
Avg. Stride Length [m]	6.9	8.2	8.1	8.4	8.3	8.2	7.9



- [] Ranking at each section and finish
- .-.- No data available at this section
- NA No data available



Horse/Jockey Name	Sneaky Freddy
Final Rank	7
Fastest Section Time (Section)	0:11.02 (800m)
Top Speed [km/h] (Section)	66.5 (800m)
Race State	Finished

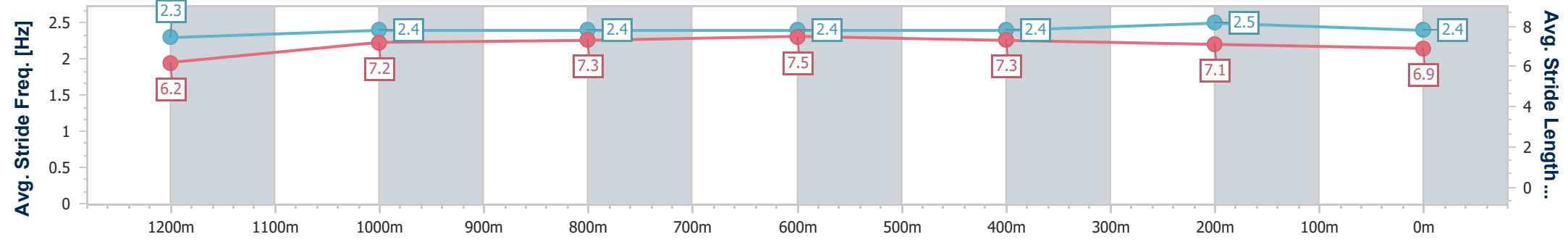
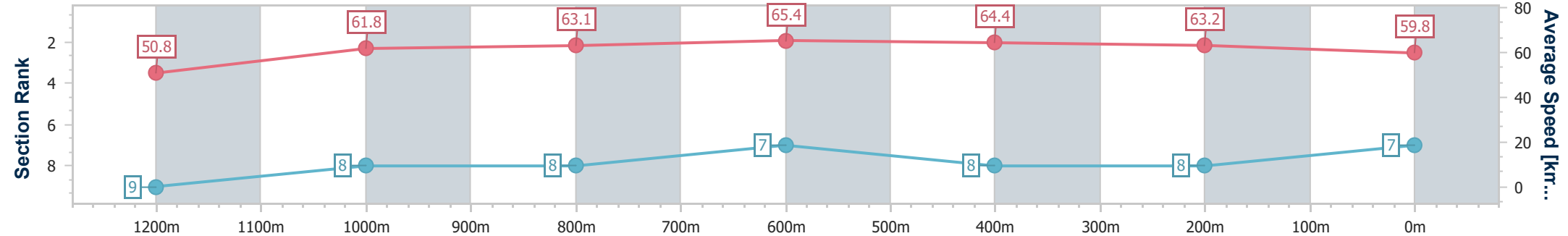


Townsville QLD Professional
 Race 1: TOWNVILLE EARTHMOVING QTIS Two-Year-Old
 Handicap - 1400m
 28 July 2024 - 12:30



Track Rating: Soft 5, Weather: Fine, Rail Position: True

Section	Overall	1200m	1000m	800m	600m	400m	200m
Section Times	1:23.01 [7] (0:14.19)	1:08.82 [9] (0:11.65)	0:57.17 [8] (0:11.40)	0:45.77 [8] (0:11.02)	0:34.75 [7] (0:11.25)	0:23.50 [8] (0:11.45)	0:12.05 [8] (0:12.05)
Average Speed [km/h]	50.8	61.8	63.1	65.4	64.4	63.2	59.8
Top Speed [km/h]	63.3	64.4	65.5	66.5	66.2	64.1	62.4
Avg. Dist. to Rail [m]	4.1	1.3	0.5	0.4	1.6	3.3	4.6
Avg. Stride Freq. [Hz]	2.3	2.4	2.4	2.4	2.4	2.5	2.4
Avg. Stride Length [m]	6.2	7.2	7.3	7.5	7.3	7.1	6.9



- [] Ranking at each section and finish
- .-.- No data available at this section
- NA No data available



Horse/Jockey Name	Mishani Destiny
Final Rank	8
Fastest Section Time (Section)	0:11.16 (800m)
Top Speed [km/h] (Section)	66.2 (800m)
Race State	Finished

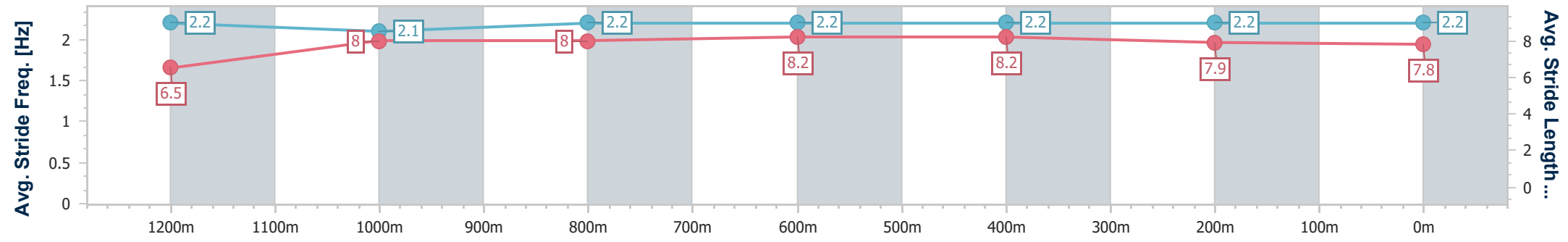
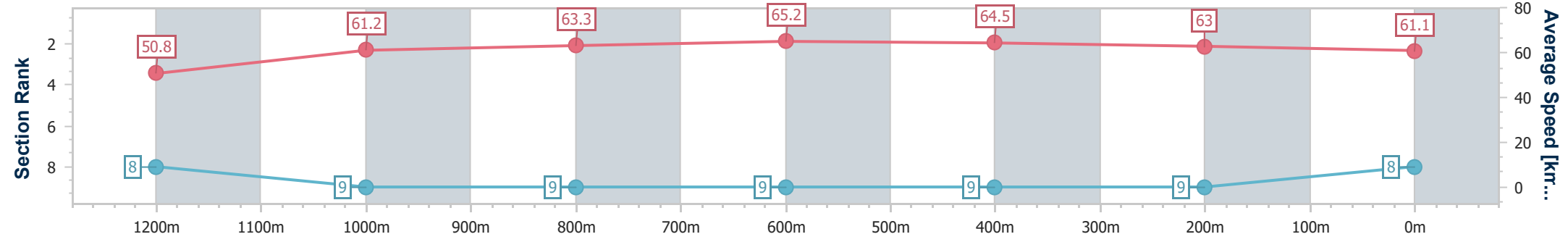


Townsville QLD Professional
 Race 1: TOWNSVILLE EARTHMOVING QTIS Two-Year-Old
 Handicap - 1400m
 28 July 2024 - 12:30



Track Rating: Soft 5, Weather: Fine, Rail Position: True

Section	Overall	1200m	1000m	800m	600m	400m	200m
Section Times	1:23.11 [8] (0:14.17)	1:08.94 [8] (0:11.79)	0:57.15 [9] (0:11.43)	0:45.72 [9] (0:11.16)	0:34.56 [9] (0:11.29)	0:23.27 [9] (0:11.48)	0:11.79 [9] (0:11.79)
Average Speed [km/h]	50.8	61.2	63.3	65.2	64.5	63.0	61.1
Top Speed [km/h]	62.8	63.2	65.4	66.2	65.4	63.9	63.8
Avg. Dist. to Rail [m]	7.0	2.4	0.8	2.2	2.4	3.5	8.6
Avg. Stride Freq. [Hz]	2.2	2.1	2.2	2.2	2.2	2.2	2.2
Avg. Stride Length [m]	6.5	8.0	8.0	8.2	8.2	7.9	7.8



- [] Ranking at each section and finish
- .-.- No data available at this section
- NA No data available



Horse/Jockey Name	More Stylish
Final Rank	9
Fastest Section Time (Section)	0:11.10 (800m)
Top Speed [km/h] (Section)	66.7 (Overall)
Race State	Finished

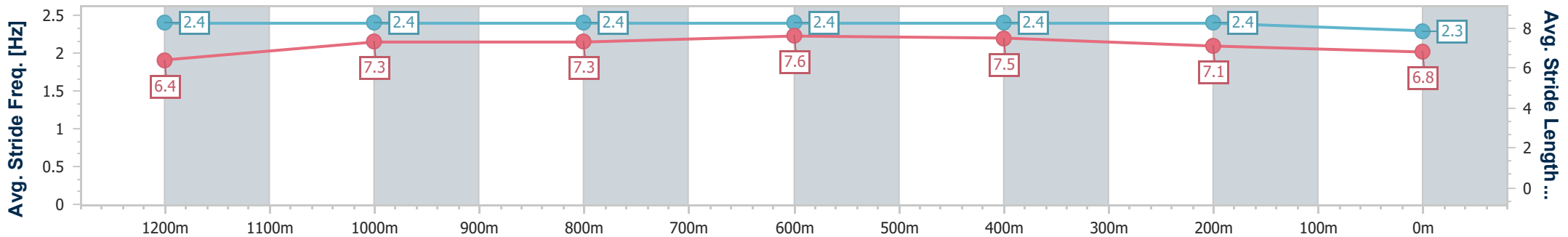
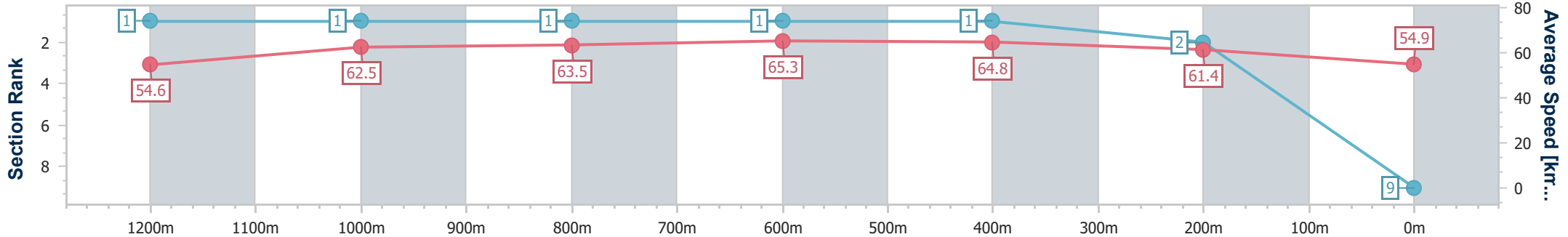


Townsville QLD Professional
 Race 1: TOWNSVILLE EARTHMOVING QTIS Two-Year-Old
 Handicap - 1400m
 28 July 2024 - 12:30



Track Rating: Soft 5, Weather: Fine, Rail Position: True

Section	Overall	1200m	1000m	800m	600m	400m	200m
Section Times	1:23.31 [9] (0:13.22)	1:10.09 [1] (0:11.51)	0:58.58 [1] (0:11.36)	0:47.22 [1] (0:11.10)	0:36.12 [1] (0:11.22)	0:24.90 [1] (0:11.78)	0:13.12 [2] (0:13.12)
Average Speed [km/h]	54.6	62.5	63.5	65.3	64.8	61.4	54.9
Top Speed [km/h]	66.7	64.3	65.7	66.1	65.7	63.7	58.5
Avg. Dist. to Rail [m]	7.5	0.3	0.3	1.3	2.4	2.2	2.4
Avg. Stride Freq. [Hz]	2.4	2.4	2.4	2.4	2.4	2.4	2.3
Avg. Stride Length [m]	6.4	7.3	7.3	7.6	7.5	7.1	6.8



- [] Ranking at each section and finish
- .-.- No data available at this section
- NA No data available