



Mackay QLD Professional
Race 6: S.H. TAIT & CO CHARTERED ACCOUNTANTS RATINGS BAND 0
- 55 Handicap - 1100m
26 July 2024 - 15:38



Track Rating: Good 4, Weather: Fine, Rail Position: True

Section		Overall	1000m	800m	600m	400m	200m	Last 600m					
Field Times		1:04.09 (0:07.57)	0:56.52 (0:10.77)	0:45.75 (0:11.29)	0:34.46 (0:11.71)	0:22.75 (0:11.22)	0:11.53 (0:11.53)	0:34.46					
Rank	TAB Horse/Jockey	Barrier	Top Speed [km/h]	Fastest Section							Margin	Distance Travelled [m]	
1	2 GOLD ACADEMY Warwick Satherley	10	68.9	0:07.83	1:04.09 [1] (0:07.83)	0:56.26 [2] (0:10.63)	0:45.63 [2] (0:11.22)	0:34.41 [2] (0:11.73)	0:22.68 [2] (0:11.15)	0:11.53 [1] (0:11.53)	1:04.09	0:34.41	
2	10 WHITSUNDAY SESSION Justin Stanley	2	67.4	0:07.57	1:04.32 [2] (0:07.57)	0:56.75 [1] (0:10.77)	0:45.98 [1] (0:11.29)	0:34.69 [1] (0:11.71)	0:22.98 [1] (0:11.35)	0:11.63 [2] (0:11.63)	1.32L	0:34.69	-2
3	11 ELESPRIT MISS Leah Martyn	4	68.3	0:08.31	1:04.55 [3] (0:08.31)	0:56.24 [9] (0:10.85)	0:45.39 [8] (0:11.08)	0:34.31 [7] (0:11.70)	0:22.61 [7] (0:11.14)	0:11.47 [5] (0:11.47)	2.7L	0:34.31	+1
4	8 LADY MASQUERADE Nikki Olzard	16	68.3	0:08.50	1:04.61 [4] (0:08.50)	0:56.11 [11] (0:11.16)	0:44.95 [12] (0:11.16)	0:33.79 [12] (0:11.47)	0:22.32 [10] (0:10.95)	0:11.37 [7] (0:11.37)	3.05L	0:33.79	-1
5	1 SUPER FAST Georgina Cartwright	7	69.2	0:07.95	1:04.68 [5] (0:07.95)	0:56.73 [3] (0:10.68)	0:46.05 [3] (0:11.33)	0:34.72 [3] (0:11.75)	0:22.97 [3] (0:11.14)	0:11.83 [3] (0:11.83)	3.46L	0:34.72	+3
6	15 NINE CARATS Adrian Layt	20	68.7	0:08.59	1:04.84 [6] (0:08.59)	0:56.25 [12] (0:10.84)	0:45.41 [11] (0:11.05)	0:34.36 [9] (0:11.72)	0:22.64 [9] (0:11.05)	0:11.59 [8] (0:11.59)	4.41L	0:34.36	+2
7	3 OUR BENEFIT Ryan Wiggins	8	68.7	0:07.96	1:04.88 [7] (0:07.96)	0:56.92 [4] (0:10.79)	0:46.13 [4] (0:11.25)	0:34.88 [4] (0:11.71)	0:23.17 [4] (0:11.26)	0:11.91 [4] (0:11.91)	4.65L	0:34.88	+4
8	14 CASH ARTIST Shania Willis	12	67.3	0:08.14	1:04.94 [8] (0:08.14)	0:56.80 [7] (0:10.94)	0:45.86 [7] (0:11.07)	0:34.79 [6] (0:11.78)	0:23.01 [6] (0:11.26)	0:11.75 [6] (0:11.75)	5.02L	0:34.79	+5
9	16 DIVINE HUNTER Zac Sprie	18	68.1	0:08.41	1:05.10 [9] (0:08.41)	0:56.69 [10] (0:10.98)	0:45.71 [10] (0:11.39)	0:34.32 [11] (0:11.60)	0:22.72 [11] (0:11.09)	0:11.63 [11] (0:11.63)	5.95L	0:34.32	+4
10	17 SILENT ANGEL Alisha Donald	14	68.1	0:08.21	1:05.23 [10] (0:08.21)	0:57.02 [8] (0:11.14)	0:45.88 [9] (0:11.27)	0:34.61 [10] (0:11.51)	0:23.10 [8] (0:11.21)	0:11.89 [9] (0:11.89)	6.69L	0:34.61	+4

Scratched: Flying Maple (#12), Miss Shalaa (#20), Dawn Rebel (#19), Red Hot Love (#18), Para Park Chance (#5), Oovii (#7), Sensationabull (#4), Serafima (#9)



Mackay QLD Professional
Race 6: S.H. TAIT & CO CHARTERED ACCOUNTANTS RATINGS BAND 0
- 55 Handicap - 1100m
26 July 2024 - 15:38



MACKAY TURF CLUB
 Ooralea Racecourse

Track Rating: Good 4, Weather: Fine, Rail Position: True

Section		Overall	1000m	800m	600m	400m	200m	Last 600m					
Field Times		1:04.09 (0:07.57)	0:56.52 (0:10.77)	0:45.75 (0:11.29)	0:34.46 (0:11.71)	0:22.75 (0:11.22)	0:11.53 (0:11.53)	0:34.46					
Rank	TAB Horse/Jockey	Barrier	Top Speed [km/h]	Fastest Section	Margin						Distance Travelled [m]		
11	13 TORNADO TORQUE Jackson Murphy	13	66.3 1000m	0:07.98 Overall	1:05.63 [11] (0:07.98)	0:57.65 [5] (0:11.09)	0:46.56 [6] (0:11.32)	0:35.24 [8] (0:12.08)	0:23.16 [12] (0:11.33)	0:11.83 [12] (0:11.83)	9.04L	0:35.24	+15
12	6 INNER SPIRIT Chris Whiteley	9	67.5 1000m	0:08.05 Overall	1:06.15 [12] (0:08.05)	0:58.10 [6] (0:10.85)	0:47.25 [5] (0:11.23)	0:36.02 [5] (0:11.78)	0:24.24 [5] (0:11.55)	0:12.69 [10] (0:12.69)	12.13L	0:36.02	+7

Scratched: Flying Maple (#12), Miss Shalaa (#20), Dawn Rebel (#19), Red Hot Love (#18), Para Park Chance (#5), Oovii (#7), Sensationabull (#4), Serafima (#9)

[] Ranking at each section and finish
 -:-:-:- No data available at this section
 NA No data available

SCN Saddle cloth number
 DNF Did not finish
 DNT Did not track



Horse/Jockey Name	Gold Academy
Final Rank	1
Fastest Section Time (Section)	0:07.83 (Overall)
Top Speed [km/h] (Section)	68.9 (1000m)
Race State	Finished



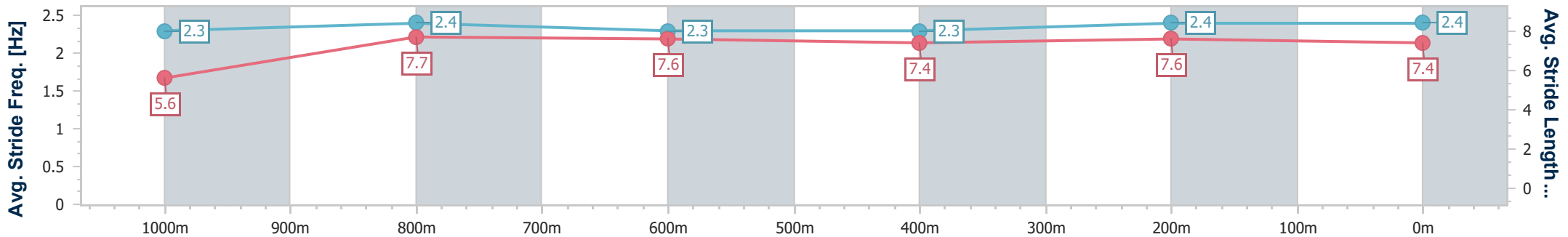
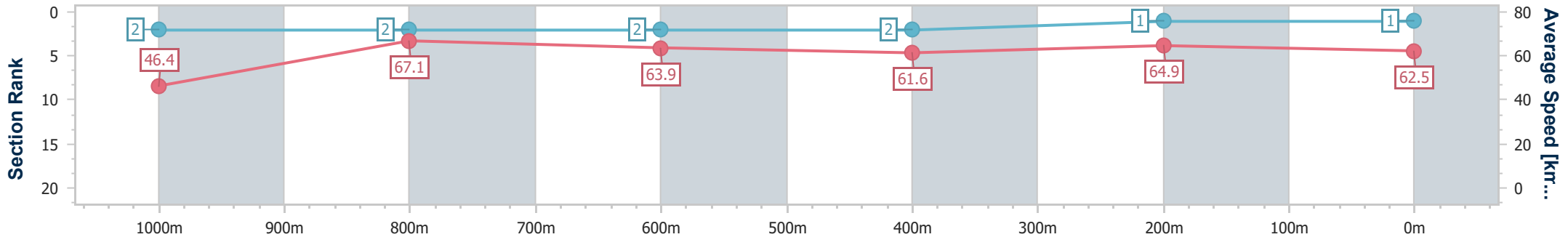
Mackay QLD Professional
 Race 6: S.H. TAIT & CO CHARTERED ACCOUNTANTS
 RATINGS BAND 0 - 55 Handicap - 1100m



26 July 2024 - 15:38

Track Rating: Good 4, Weather: Fine, Rail Position: True

Section	Overall	1000m	800m	600m	400m	200m
Section Times	1:04.09 [1] (0:07.83)	0:56.26 [2] (0:10.63)	0:45.63 [2] (0:11.22)	0:34.41 [2] (0:11.73)	0:22.68 [2] (0:11.15)	0:11.53 [1] (0:11.53)
Average Speed [km/h]	46.4	67.1	63.9	61.6	64.9	62.5
Top Speed [km/h]	65.3	68.9	65.9	62.7	66.3	66.1
Avg. Dist. to Rail [m]	4.3	2.0	1.2	1.4	3.1	3.1
Avg. Stride Freq. [Hz]	2.3	2.4	2.3	2.3	2.4	2.4
Avg. Stride Length [m]	5.6	7.7	7.6	7.4	7.6	7.4



- [] Ranking at each section and finish
- .-.- No data available at this section
- NA No data available



Horse/Jockey Name	Whitsunday Session
Final Rank	2
Fastest Section Time (Section)	0:07.57 (Overall)
Top Speed [km/h] (Section)	67.4 (1000m)
Race State	Finished

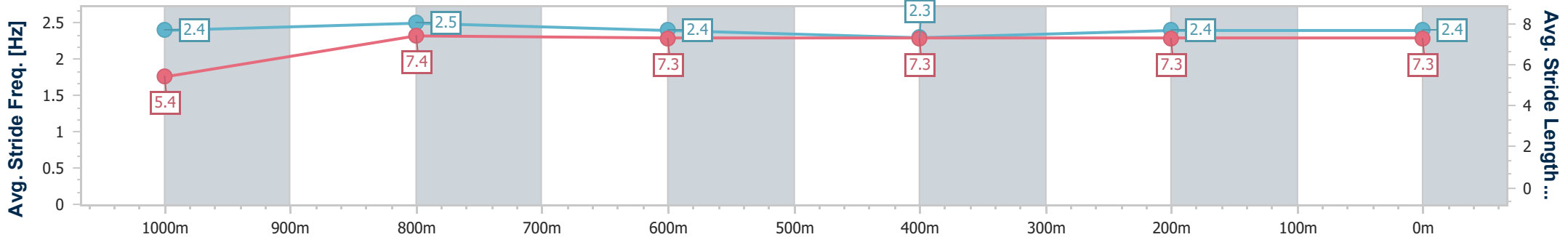
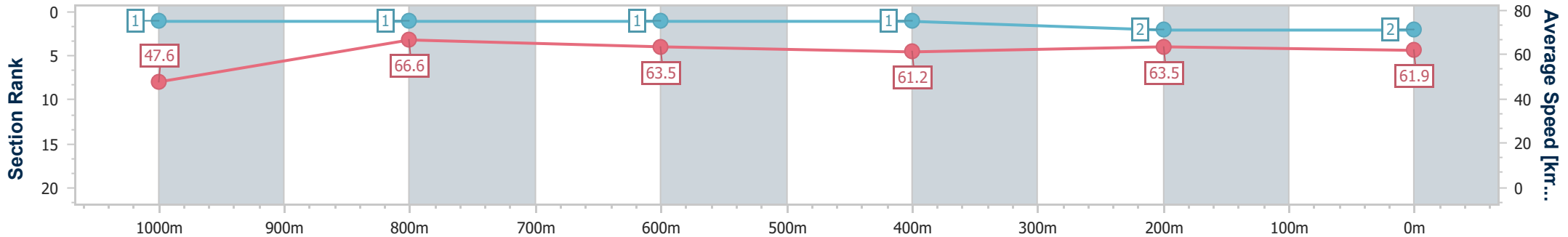


Mackay QLD Professional
 Race 6: S.H. TAIT & CO CHARTERED ACCOUNTANTS
 RATINGS BAND 0 - 55 Handicap - 1100m
 26 July 2024 - 15:38



Track Rating: Good 4, Weather: Fine, Rail Position: True

Section	Overall	1000m	800m	600m	400m	200m
Section Times	1:04.32 [2] (0:07.57)	0:56.75 [1] (0:10.77)	0:45.98 [1] (0:11.29)	0:34.69 [1] (0:11.71)	0:22.98 [1] (0:11.35)	0:11.63 [2] (0:11.63)
Average Speed [km/h]	47.6	66.6	63.5	61.2	63.5	61.9
Top Speed [km/h]	65.2	67.4	65.6	61.7	65.3	64.9
Avg. Dist. to Rail [m]	1.3	1.4	0.9	1.6	1.0	0.6
Avg. Stride Freq. [Hz]	2.4	2.5	2.4	2.3	2.4	2.4
Avg. Stride Length [m]	5.4	7.4	7.3	7.3	7.3	7.3



- [] Ranking at each section and finish
- .-.- No data available at this section
- NA No data available



Horse/Jockey Name	Elesprit Miss
Final Rank	3
Fastest Section Time (Section)	0:08.31 (Overall)
Top Speed [km/h] (Section)	68.3 (1000m)
Race State	Finished

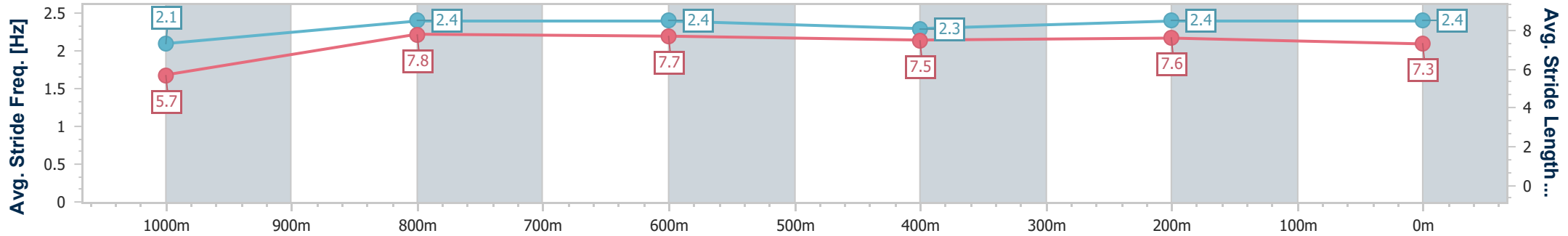
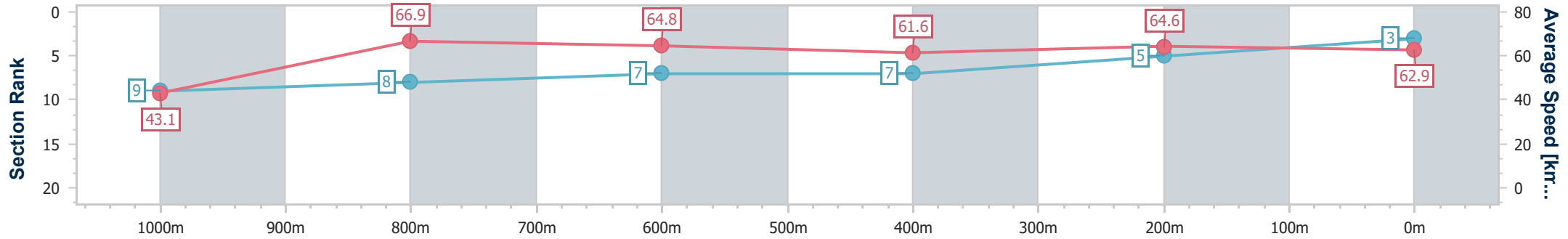


Mackay QLD Professional
 Race 6: S.H. TAIT & CO CHARTERED ACCOUNTANTS
 RATINGS BAND 0 - 55 Handicap - 1100m
 26 July 2024 - 15:38



Track Rating: Good 4, Weather: Fine, Rail Position: True

Section	Overall	1000m	800m	600m	400m	200m
Section Times	1:04.55 [3] (0:08.31)	0:56.24 [9] (0:10.85)	0:45.39 [8] (0:11.08)	0:34.31 [7] (0:11.70)	0:22.61 [7] (0:11.14)	0:11.47 [5] (0:11.47)
Average Speed [km/h]	43.1	66.9	64.8	61.6	64.6	62.9
Top Speed [km/h]	61.6	68.3	67.4	64.0	65.8	65.2
Avg. Dist. to Rail [m]	3.3	1.4	0.7	0.4	3.3	6.4
Avg. Stride Freq. [Hz]	2.1	2.4	2.4	2.3	2.4	2.4
Avg. Stride Length [m]	5.7	7.8	7.7	7.5	7.6	7.3



- [] Ranking at each section and finish
- .-.- No data available at this section
- NA No data available



Horse/Jockey Name	Lady Masquerade
Final Rank	4
Fastest Section Time (Section)	0:08.50 (Overall)
Top Speed [km/h] (Section)	68.3 (400m)
Race State	Finished

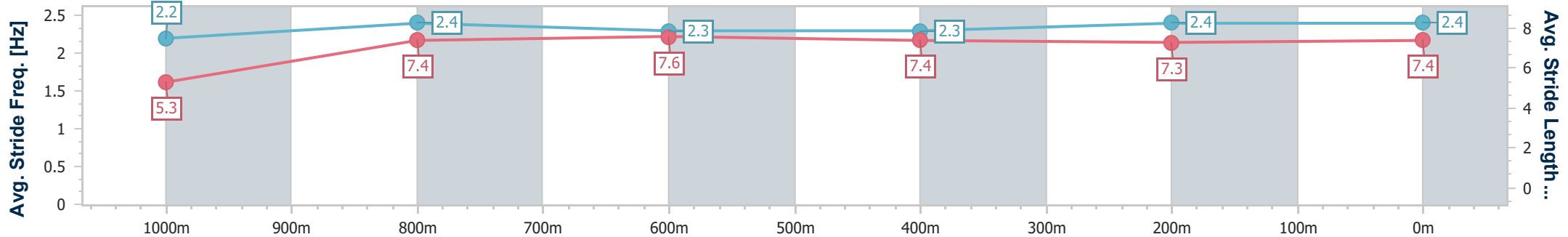
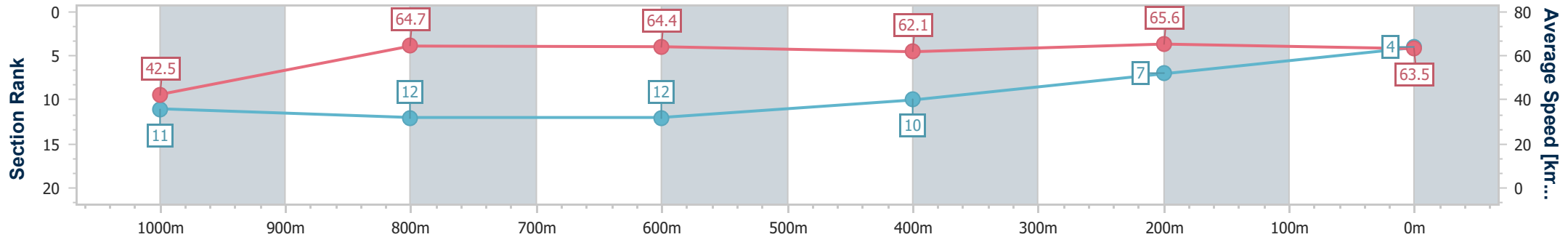


Mackay QLD Professional
 Race 6: S.H. TAIT & CO CHARTERED ACCOUNTANTS
 RATINGS BAND 0 - 55 Handicap - 1100m
 26 July 2024 - 15:38



Track Rating: Good 4, Weather: Fine, Rail Position: True

Section	Overall	1000m	800m	600m	400m	200m
Section Times	1:04.61 [4] (0:08.50)	0:56.11 [11] (0:11.16)	0:44.95 [12] (0:11.16)	0:33.79 [12] (0:11.47)	0:22.32 [10] (0:10.95)	0:11.37 [7] (0:11.37)
Average Speed [km/h]	42.5	64.7	64.4	62.1	65.6	63.5
Top Speed [km/h]	58.5	67.8	66.6	65.0	68.3	66.4
Avg. Dist. to Rail [m]	9.2	1.0	0.8	1.3	0.8	0.9
Avg. Stride Freq. [Hz]	2.2	2.4	2.3	2.3	2.4	2.4
Avg. Stride Length [m]	5.3	7.4	7.6	7.4	7.3	7.4



- [] Ranking at each section and finish
- .-.- No data available at this section
- NA No data available



Horse/Jockey Name	Super Fast
Final Rank	5
Fastest Section Time (Section)	0:07.95 (Overall)
Top Speed [km/h] (Section)	69.2 (1000m)
Race State	Finished



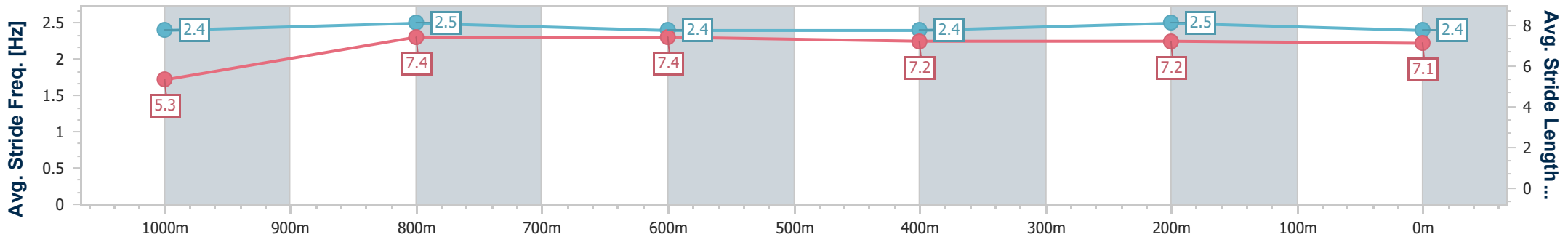
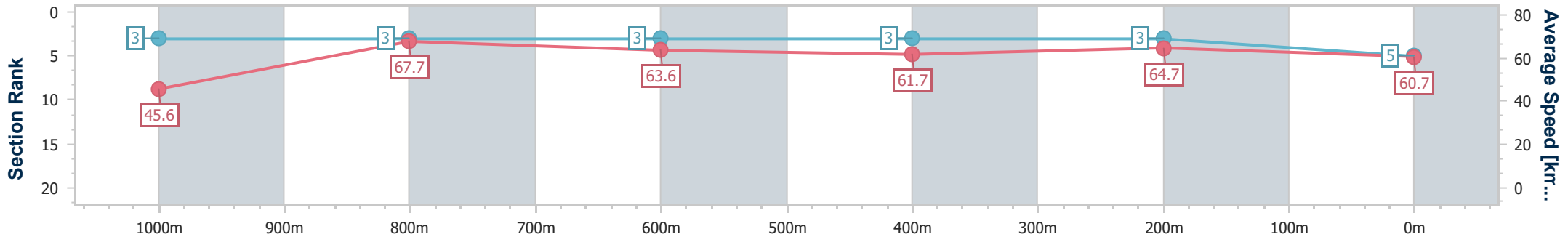
Mackay QLD Professional
 Race 6: S.H. TAIT & CO CHARTERED ACCOUNTANTS
 RATINGS BAND 0 - 55 Handicap - 1100m



26 July 2024 - 15:38

Track Rating: Good 4, Weather: Fine, Rail Position: True

Section	Overall	1000m	800m	600m	400m	200m
Section Times	1:04.68 [5] (0:07.95)	0:56.73 [3] (0:10.68)	0:46.05 [3] (0:11.33)	0:34.72 [3] (0:11.75)	0:22.97 [3] (0:11.14)	0:11.83 [3] (0:11.83)
Average Speed [km/h]	45.6	67.7	63.6	61.7	64.7	60.7
Top Speed [km/h]	65.1	69.2	65.6	62.7	65.4	64.8
Avg. Dist. to Rail [m]	4.2	1.5	1.5	0.7	1.5	1.7
Avg. Stride Freq. [Hz]	2.4	2.5	2.4	2.4	2.5	2.4
Avg. Stride Length [m]	5.3	7.4	7.4	7.2	7.2	7.1



- [] Ranking at each section and finish
- .-.- No data available at this section
- NA No data available



Horse/Jockey Name	Nine Carats
Final Rank	6
Fastest Section Time (Section)	0:08.59 (Overall)
Top Speed [km/h] (Section)	68.7 (1000m)
Race State	Finished

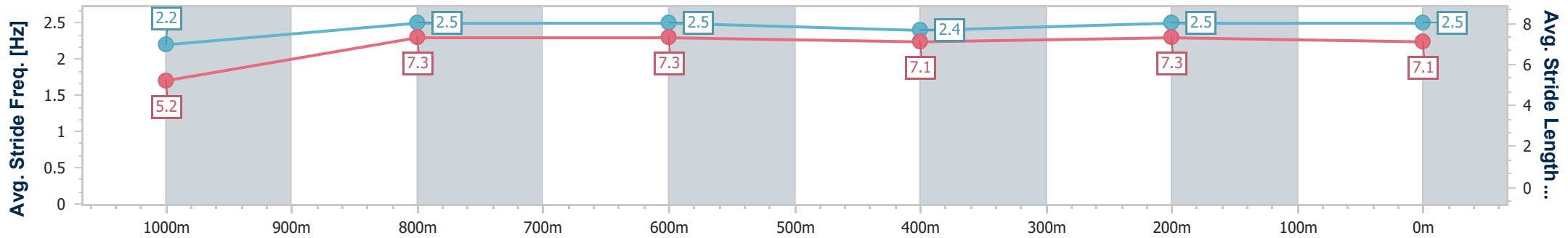
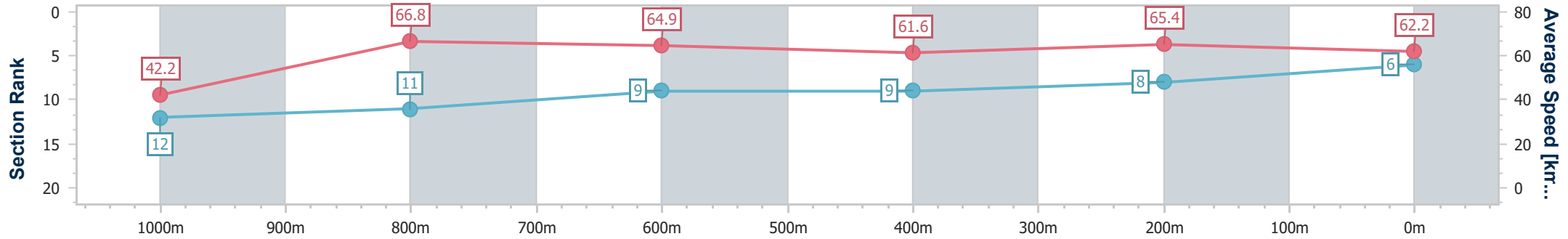


Mackay QLD Professional
 Race 6: S.H. TAIT & CO CHARTERED ACCOUNTANTS
 RATINGS BAND 0 - 55 Handicap - 1100m
 26 July 2024 - 15:38



Track Rating: Good 4, Weather: Fine, Rail Position: True

Section	Overall	1000m	800m	600m	400m	200m
Section Times	1:04.84 [6] (0:08.59)	0:56.25 [12] (0:10.84)	0:45.41 [11] (0:11.05)	0:34.36 [9] (0:11.72)	0:22.64 [9] (0:11.05)	0:11.59 [8] (0:11.59)
Average Speed [km/h]	42.2	66.8	64.9	61.6	65.4	62.2
Top Speed [km/h]	63.4	68.7	66.6	64.3	66.0	65.1
Avg. Dist. to Rail [m]	11.4	0.8	0.4	1.0	2.7	1.7
Avg. Stride Freq. [Hz]	2.2	2.5	2.5	2.4	2.5	2.5
Avg. Stride Length [m]	5.2	7.3	7.3	7.1	7.3	7.1



- [] Ranking at each section and finish
- .-.- No data available at this section
- NA No data available



Horse/Jockey Name	Our Benefit
Final Rank	7
Fastest Section Time (Section)	0:07.96 (Overall)
Top Speed [km/h] (Section)	68.7 (1000m)
Race State	Finished

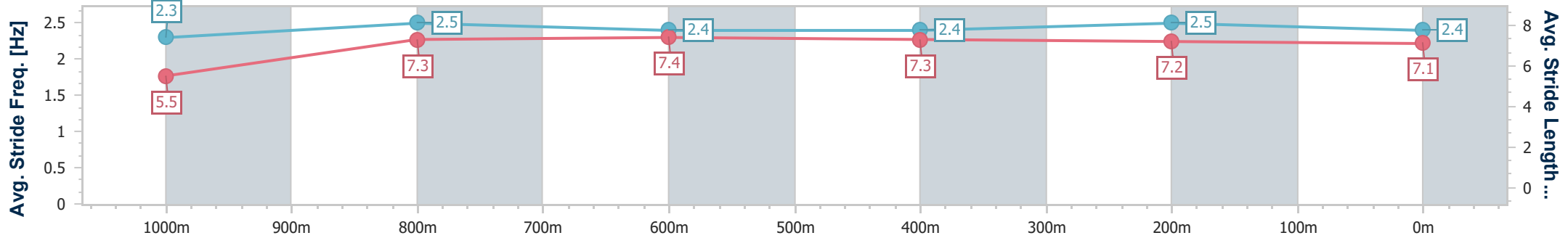
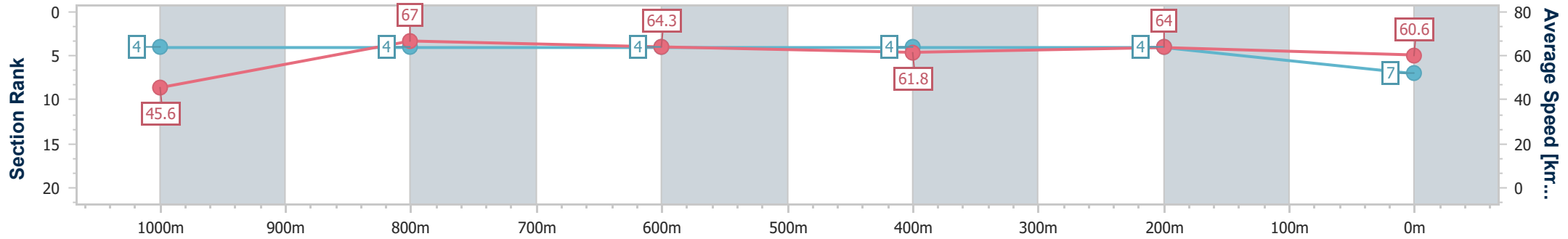


Mackay QLD Professional
 Race 6: S.H. TAIT & CO CHARTERED ACCOUNTANTS
 RATINGS BAND 0 - 55 Handicap - 1100m
 26 July 2024 - 15:38



Track Rating: Good 4, Weather: Fine, Rail Position: True

Section	Overall	1000m	800m	600m	400m	200m
Section Times	1:04.88 [7] (0:07.96)	0:56.92 [4] (0:10.79)	0:46.13 [4] (0:11.25)	0:34.88 [4] (0:11.71)	0:23.17 [4] (0:11.26)	0:11.91 [4] (0:11.91)
Average Speed [km/h]	45.6	67.0	64.3	61.8	64.0	60.6
Top Speed [km/h]	65.7	68.7	67.1	62.9	65.0	63.3
Avg. Dist. to Rail [m]	5.3	1.6	2.5	0.4	2.6	4.3
Avg. Stride Freq. [Hz]	2.3	2.5	2.4	2.4	2.5	2.4
Avg. Stride Length [m]	5.5	7.3	7.4	7.3	7.2	7.1



- [] Ranking at each section and finish
- .-.- No data available at this section
- NA No data available



Horse/Jockey Name	Cash Artist
Final Rank	8
Fastest Section Time (Section)	0:08.14 (Overall)
Top Speed [km/h] (Section)	67.3 (1000m)
Race State	Finished

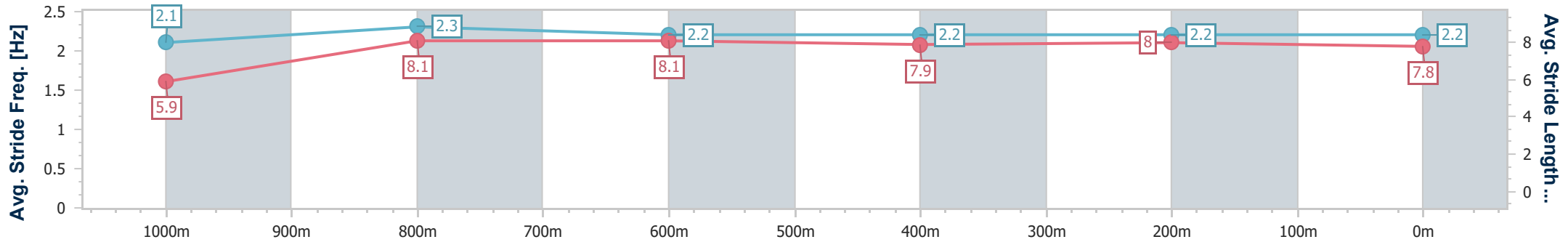
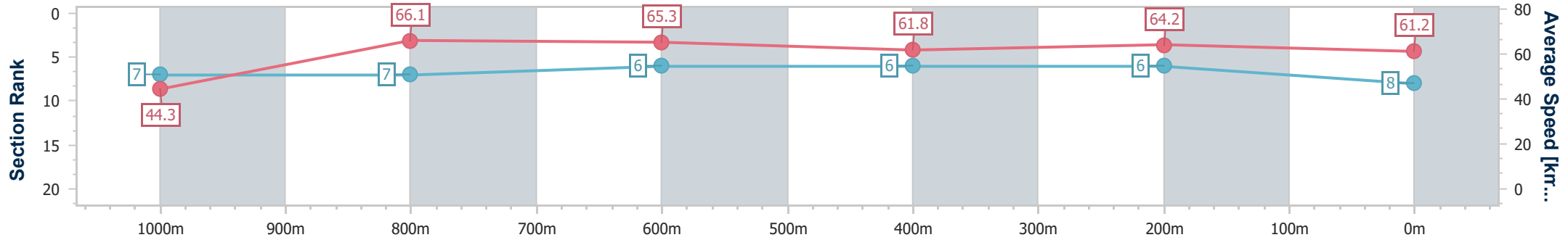


Mackay QLD Professional
 Race 6: S.H. TAIT & CO CHARTERED ACCOUNTANTS
 RATINGS BAND 0 - 55 Handicap - 1100m
 26 July 2024 - 15:38



Track Rating: Good 4, Weather: Fine, Rail Position: True

Section	Overall	1000m	800m	600m	400m	200m
Section Times	1:04.94 [8] (0:08.14)	0:56.80 [7] (0:10.94)	0:45.86 [7] (0:11.07)	0:34.79 [6] (0:11.78)	0:23.01 [6] (0:11.26)	0:11.75 [6] (0:11.75)
Average Speed [km/h]	44.3	66.1	65.3	61.8	64.2	61.2
Top Speed [km/h]	61.5	67.3	66.4	63.3	65.0	64.0
Avg. Dist. to Rail [m]	7.9	1.9	0.9	1.4	4.7	8.1
Avg. Stride Freq. [Hz]	2.1	2.3	2.2	2.2	2.2	2.2
Avg. Stride Length [m]	5.9	8.1	8.1	7.9	8.0	7.8



- [] Ranking at each section and finish
- .-.- No data available at this section
- NA No data available



Horse/Jockey Name	Divine Hunter
Final Rank	9
Fastest Section Time (Section)	0:08.41 (Overall)
Top Speed [km/h] (Section)	68.1 (1000m)
Race State	Finished

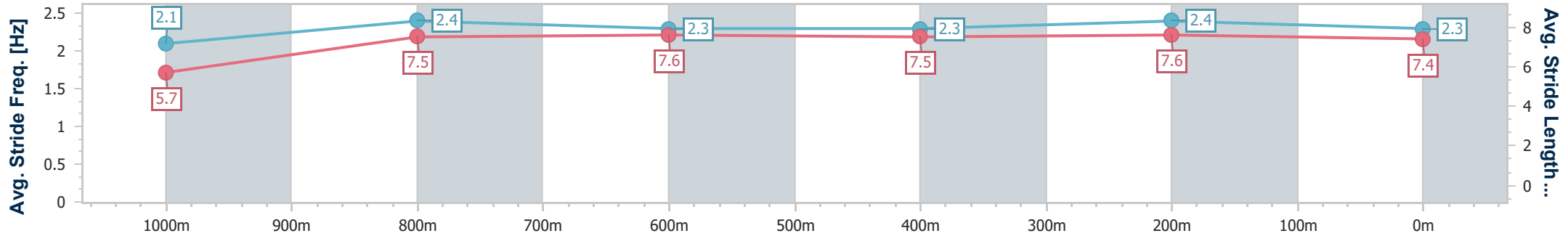
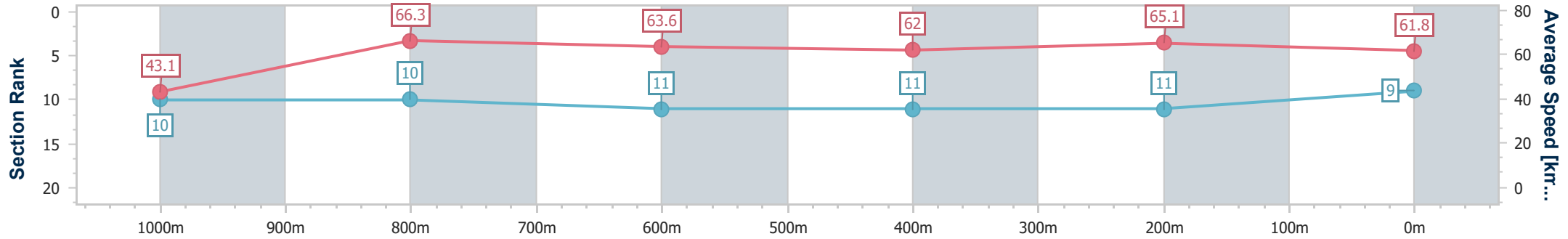


Mackay QLD Professional
 Race 6: S.H. TAIT & CO CHARTERED ACCOUNTANTS
 RATINGS BAND 0 - 55 Handicap - 1100m
 26 July 2024 - 15:38



Track Rating: Good 4, Weather: Fine, Rail Position: True

Section	Overall	1000m	800m	600m	400m	200m
Section Times	1:05.10 [9] (0:08.41)	0:56.69 [10] (0:10.98)	0:45.71 [10] (0:11.39)	0:34.32 [11] (0:11.60)	0:22.72 [11] (0:11.09)	0:11.63 [11] (0:11.63)
Average Speed [km/h]	43.1	66.3	63.6	62.0	65.1	61.8
Top Speed [km/h]	60.3	68.1	65.7	64.1	66.7	65.3
Avg. Dist. to Rail [m]	11.9	3.7	2.6	0.4	2.9	4.2
Avg. Stride Freq. [Hz]	2.1	2.4	2.3	2.3	2.4	2.3
Avg. Stride Length [m]	5.7	7.5	7.6	7.5	7.6	7.4



- [] Ranking at each section and finish
- .-.- No data available at this section
- NA No data available



Horse/Jockey Name	Silent Angel
Final Rank	10
Fastest Section Time (Section)	0:08.21 (Overall)
Top Speed [km/h] (Section)	68.1 (1000m)
Race State	Finished

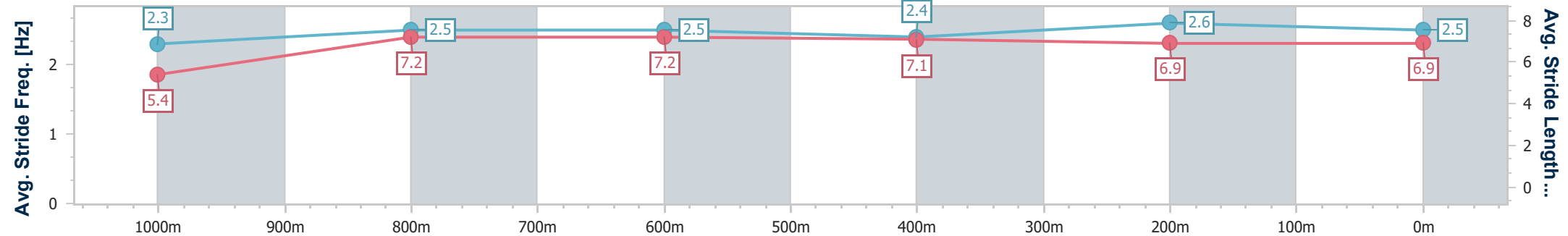
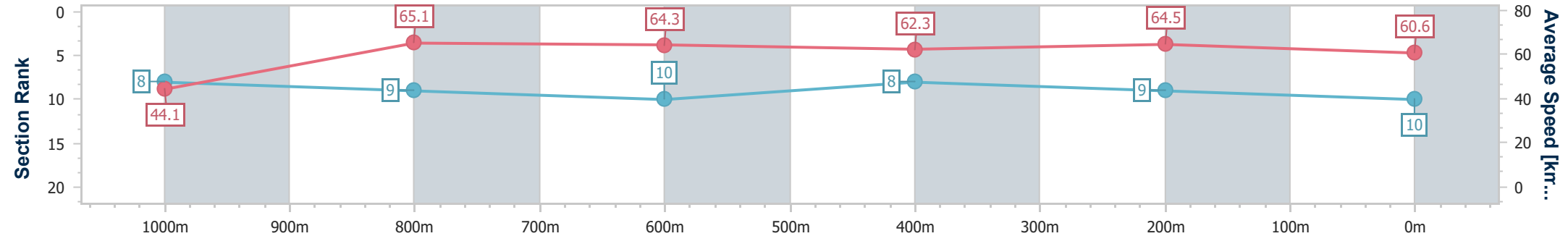


Mackay QLD Professional
 Race 6: S.H. TAIT & CO CHARTERED ACCOUNTANTS
 RATINGS BAND 0 - 55 Handicap - 1100m
 26 July 2024 - 15:38



Track Rating: Good 4, Weather: Fine, Rail Position: True

Section	Overall	1000m	800m	600m	400m	200m								
Section Times	1:05.23 [10] (0:08.21)	0:57.02 [8] (0:11.14)	0:45.88 [9] (0:11.27)	0:34.61 [10] (0:11.51)	0:23.10 [8] (0:11.21)	0:11.89 [9]								
Average Speed [km/h]	44.1	65.1	64.3	62.3	64.5	60.6								
Top Speed [km/h]	58.5	68.1	65.6	64.7	65.6	64.1								
Avg. Dist. to Rail [m]	10.1	3.3	2.4	0.8	4.2	8.9								
Avg. Stride Freq. [Hz]	2.3	2.5	2.5	2.4	2.6	2.5								
Avg. Stride Length [m]	5.4	7.2	7.2	7.1	6.9	6.9								



- [] Ranking at each section and finish
- .-.- No data available at this section
- NA No data available



Horse/Jockey Name	Tornado Torque
Final Rank	11
Fastest Section Time (Section)	0:07.98 (Overall)
Top Speed [km/h] (Section)	66.3 (1000m)
Race State	Finished

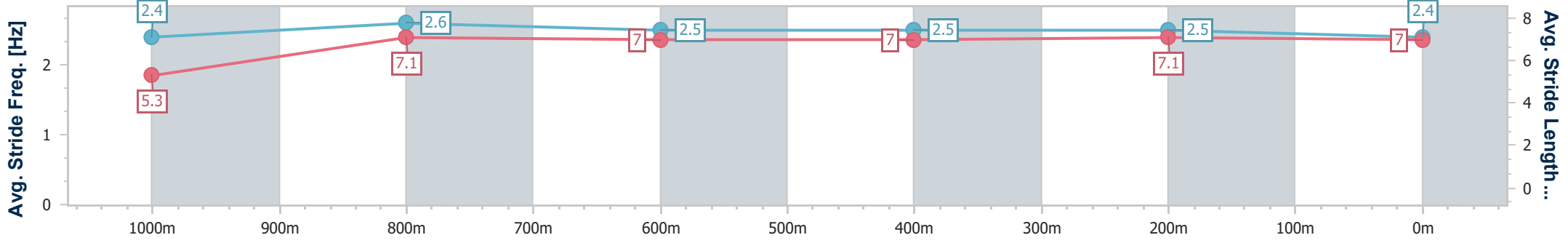
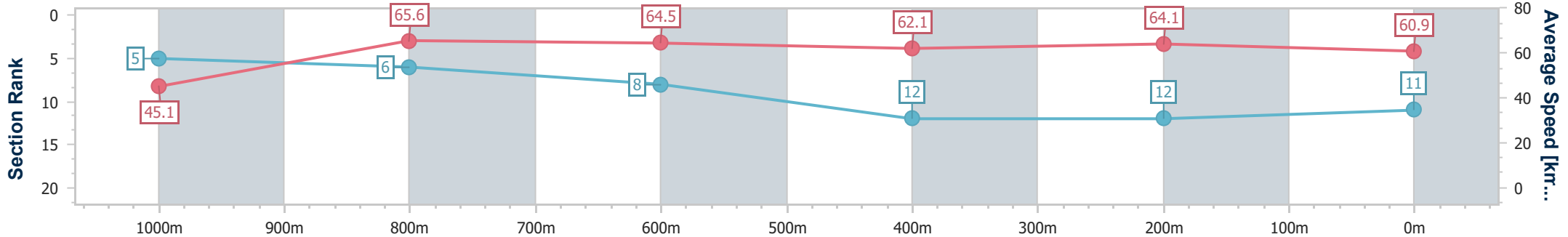


Mackay QLD Professional
 Race 6: S.H. TAIT & CO CHARTERED ACCOUNTANTS
 RATINGS BAND 0 - 55 Handicap - 1100m
 26 July 2024 - 15:38



Track Rating: Good 4, Weather: Fine, Rail Position: True

Section	Overall	1000m	800m	600m	400m	200m
Section Times	1:05.63 [11] (0:07.98)	0:57.65 [5] (0:11.09)	0:46.56 [6] (0:11.32)	0:35.24 [8] (0:12.08)	0:23.16 [12] (0:11.33)	0:11.83 [12] (0:11.83)
Average Speed [km/h]	45.1	65.6	64.5	62.1	64.1	60.9
Top Speed [km/h]	63.2	66.3	65.6	63.2	65.6	63.8
Avg. Dist. to Rail [m]	7.1	2.8	4.5	5.2	6.3	6.7
Avg. Stride Freq. [Hz]	2.4	2.6	2.5	2.5	2.5	2.4
Avg. Stride Length [m]	5.3	7.1	7.0	7.0	7.1	7.0



- [] Ranking at each section and finish
- .-.- No data available at this section
- NA No data available



Horse/Jockey Name	Inner Spirit
Final Rank	12
Fastest Section Time (Section)	0:08.05 (Overall)
Top Speed [km/h] (Section)	67.5 (1000m)
Race State	Finished

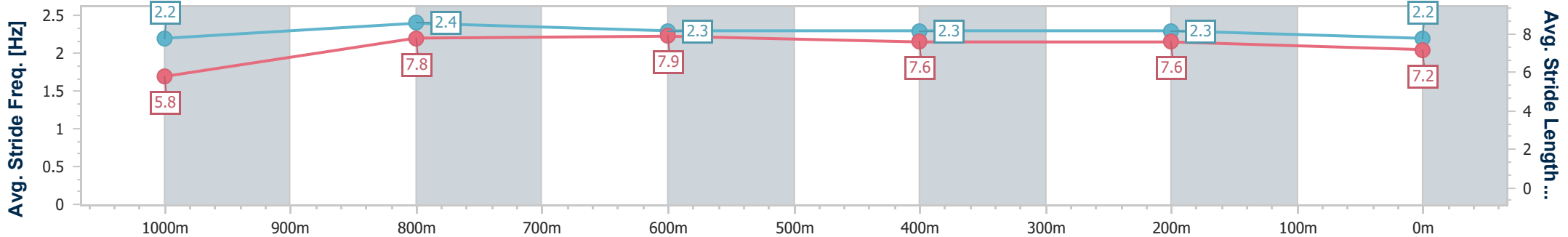
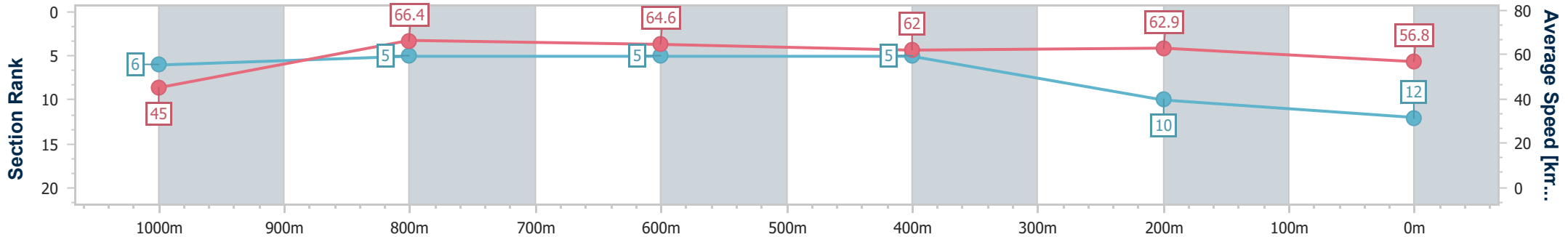


Mackay QLD Professional
 Race 6: S.H. TAIT & CO CHARTERED ACCOUNTANTS
 RATINGS BAND 0 - 55 Handicap - 1100m
 26 July 2024 - 15:38



Track Rating: Good 4, Weather: Fine, Rail Position: True

Section	Overall	1000m	800m	600m	400m	200m
Section Times	1:06.15 [12] (0:08.05)	0:58.10 [6] (0:10.85)	0:47.25 [5] (0:11.23)	0:36.02 [5] (0:11.78)	0:24.24 [5] (0:11.55)	0:12.69 [10]
Average Speed [km/h]	45.0	66.4	64.6	62.0	62.9	56.8
Top Speed [km/h]	65.5	67.5	65.5	63.3	64.0	61.4
Avg. Dist. to Rail [m]	5.5	1.8	1.4	2.2	5.3	5.8
Avg. Stride Freq. [Hz]	2.2	2.4	2.3	2.3	2.3	2.2
Avg. Stride Length [m]	5.8	7.8	7.9	7.6	7.6	7.2



- [] Ranking at each section and finish
- .-.- No data available at this section
- NA No data available