

Track Rating: Good 4, Weather: Fine, Rail Position: True

Section		Overall	1600m	1400m	1200m	1000m	800m	600m	Last 600m				
Field Times		1:50.40 (0:13.47)	1:36.93 (0:11.69)	1:25.24 (0:12.53)	1:12.71 (0:11.89)	1:00.82 (0:12.00)	0:48.82 (0:12.00)	0:36.82 (0:11.89)	0:36.82				
Rank	TAB Horse/Jockey	Barrier	Top Speed [km/h]	Fastest Section									Distance Travelled [m]
1	13 WHATJEUDOIN' Melea Castle	8	62.6 1000m	0:11.73 1000m	1:50.40 [1] (0:14.38)	1:36.02 [12] (0:11.97)	1:24.05 [12] (0:12.48)	1:11.57 [12] (0:12.17)	0:59.40 [12] (0:11.73)	0:47.67 [11] (0:11.76)	0:35.91 [9] (0:11.87)	0:35.91	
2	5 GENERAL WOLFFE Tahlia Fenlon	9	63.5 1600m	0:11.81 800m	1:50.51 [2] (0:13.47)	1:37.04 [2] (0:11.94)	1:25.10 [2] (0:12.63)	1:12.47 [5] (0:12.01)	1:00.46 [4] (0:12.05)	0:48.41 [5] (0:11.81)	0:36.60 [4] (0:12.01)	0:36.60	+0
3	12 DOOM DIVA Sean Cormack	7	64.4 Overall	0:11.52 1600m	1:50.62 [3] (0:14.34)	1:36.28 [11] (0:11.52)	1:24.76 [10] (0:12.68)	1:12.08 [10] (0:12.05)	1:00.03 [10] (0:11.93)	0:48.10 [9] (0:11.80)	0:36.30 [8] (0:11.78)	0:36.30	-2
4	6 GOLD WITNESS Ryan Wiggins	5	62.8 Overall	0:11.74 1600m	1:50.70 [4] (0:14.10)	1:36.60 [8] (0:11.74)	1:24.86 [7] (0:12.52)	1:12.34 [9] (0:12.14)	1:00.20 [9] (0:11.98)	0:48.22 [8] (0:11.75)	0:36.47 [7] (0:11.88)	0:36.47	+2
5	16 VOLARCHI Georgina Cartwright	15	65.1 1600m	0:11.84 400m	1:50.86 [5] (0:13.99)	1:36.87 [7] (0:11.86)	1:25.01 [8] (0:12.41)	1:12.60 [8] (0:12.21)	1:00.39 [8] (0:12.15)	0:48.24 [10] (0:11.93)	0:36.31 [11] (0:11.91)	0:36.31	+7
6	1 STRUCK TWICE Justin Huxtable	14	66.1 1600m	0:11.69 1600m	1:50.92 [6] (0:13.47)	1:37.45 [1] (0:11.69)	1:25.76 [1] (0:12.53)	1:13.23 [1] (0:11.93)	1:01.30 [2] (0:12.00)	0:49.30 [2] (0:11.96)	0:37.34 [1] (0:11.89)	0:37.34	+1
7	15 PATTI WAGGIN Chris Whiteley	11	62.8 600m	0:11.72 600m	1:51.06 [7] (0:14.18)	1:36.88 [10] (0:11.95)	1:24.93 [11] (0:12.58)	1:12.35 [11] (0:12.16)	1:00.19 [11] (0:11.95)	0:48.24 [12] (0:11.97)	0:36.27 [12] (0:11.72)	0:36.27	+4
8	14 ADMIRAL ASH Alisha Donald	17	63.8 1600m	0:11.70 1600m	1:51.24 [8] (0:14.15)	1:37.09 [9] (0:11.70)	1:25.39 [9] (0:11.95)	1:13.44 [2] (0:11.78)	1:01.66 [1] (0:12.00)	0:49.66 [1] (0:12.05)	0:37.61 [2] (0:12.15)	0:37.61	+12
9	9 ROZNAMELA Zac Sprie	12	63.3 1000m	0:11.63 1000m	1:51.54 [9] (0:14.64)	1:36.90 [13] (0:11.86)	1:25.04 [13] (0:12.70)	1:12.34 [14] (0:12.24)	1:00.10 [14] (0:11.63)	0:48.47 [14] (0:11.93)	0:36.54 [14] (0:11.89)	0:36.54	-1
10	7 KELLERS SHELTER Shania Willis	2	66.5 Overall	0:11.91 1600m	1:51.61 [10] (0:13.66)	1:37.95 [5] (0:11.91)	1:26.04 [4] (0:12.58)	1:13.46 [6] (0:12.10)	1:01.36 [7] (0:11.99)	0:49.37 [6] (0:11.97)	0:37.40 [6] (0:12.19)	0:37.40	+8

Scratched: Flamenco Rose (#10), Replace The Ace (#8), Hadmytime (#17)



Mackay QLD Professional

Race 5: FEGAN ELECTRICAL RATINGS BAND 0 - 58 Handicap - 1800m

26 July 2024 - 14:55



MACKAY TURF CLUB
Ooralea Racecourse

Track Rating: Good 4, Weather: Fine, Rail Position: True

Section		Overall	1600m	1400m	1200m	1000m	800m	600m	Last 600m					
Field Times		1:50.40 (0:13.47)	1:36.93 (0:11.69)	1:25.24 (0:12.53)	1:12.71 (0:11.89)	1:00.82 (0:12.00)	0:48.82 (0:12.00)	0:36.82 (0:11.89)	0:36.82					
Rank	TAB Horse/Jockey	Barrier	Top Speed [km/h]	Fastest Section										Distance Travelled [m]
11	4 SHAMUKA Warwick Satherley	3	65.3	0:11.82	1:51.62 [11] (0:13.61)	1:38.01 [4] (0:11.92)	1:26.09 [3] (0:12.33)	1:13.76 [3] (0:12.08)	1:01.68 [3] (0:12.01)	0:49.67 [3] (0:11.82)	0:37.85 [3] (0:12.05)	0:37.85	+7	
12	3 LETS TORQUE A DEEL Leah Martyn	6	63.6	0:11.70	1:51.70 [12] (0:14.66)	1:37.04 [14] (0:11.97)	1:25.07 [14] (0:12.28)	1:12.79 [13] (0:12.22)	1:00.57 [13] (0:11.70)	0:48.87 [13] (0:11.99)	0:36.88 [13] (0:12.17)	0:36.88	+15	
13	2 BRAND NEW Justin Stanley	1	64.5	0:11.88	1:51.72 [13] (0:13.60)	1:38.12 [3] (0:11.99)	1:26.13 [5] (0:12.64)	1:13.49 [7] (0:11.96)	1:01.53 [6] (0:11.88)	0:49.65 [4] (0:11.93)	0:37.72 [5] (0:12.11)	0:37.72	-1	
14	11 FRIJOLES Samantha Collett	4	62.3	0:11.92	1:53.24 [14] (0:13.73)	1:39.51 [6] (0:11.92)	1:27.59 [6] (0:12.31)	1:15.28 [4] (0:12.17)	1:03.11 [5] (0:12.26)	0:50.85 [7] (0:12.15)	0:38.70 [10] (0:12.43)	0:38.70	+13	

Scratched: Flamenco Rose (#10), Replace The Ace (#8), Hadmytime (#17)

[] Ranking at each section and finish
 -:-:-:- No data available at this section
 NA No data available

SCN Saddle cloth number
 DNF Did not finish
 DNT Did not track



Mackay QLD Professional

Race 5: FEGAN ELECTRICAL RATINGS BAND 0 - 58 Handicap - 1800m

26 July 2024 - 14:55



MACKAY TURF CLUB
Ooralea Racecourse

Track Rating: Good 4, Weather: Fine, Rail Position: True

Section			400m	200m			Last 600m			
Field Times			0:24.93 (0:12.48)	0:12.45 (0:12.45)			0:36.82			
Rank	TAB	Horse/Jockey	Barrier	Top Speed [km/h]	Fastest Section	Margin		Distance Travelled [m]		
1	13	WHATJEUDOIN' Melea Castle	8	62.6 1000m	0:11.73 1000m	0:24.04 [8] (0:11.79)	0:12.25 [6] (0:12.25)	1:50.40	0:35.91	
2	5	GENERAL WOLFFE Tahlia Fenlon	9	63.5 1600m	0:11.81 800m	0:24.59 [4] (0:12.03)	0:12.56 [1] (0:12.56)	0.63L	0:36.60	+0
3	12	DOOM DIVA Sean Cormack	7	64.4 Overall	0:11.52 1600m	0:24.52 [5] (0:11.95)	0:12.57 [2] (0:12.57)	1.32L	0:36.30	-2
4	6	GOLD WITNESS Ryan Wiggins	5	62.8 Overall	0:11.74 1600m	0:24.59 [6] (0:12.02)	0:12.57 [5] (0:12.57)	1.76L	0:36.47	+2
5	16	VOLARCHI Georgina Cartwright	15	65.1 1600m	0:11.84 400m	0:24.40 [10] (0:11.84)	0:12.56 [8] (0:12.56)	2.73L	0:36.31	+7
6	1	STRUCK TWICE Justin Huxtable	14	66.1 1600m	0:11.69 1600m	0:25.45 [1] (0:12.61)	0:12.84 [3] (0:12.84)	3.08L	0:37.34	+1
7	15	PATTI WAGGIN Chris Whiteley	11	62.8 600m	0:11.72 600m	0:24.55 [11] (0:11.93)	0:12.62 [9] (0:12.62)	3.86L	0:36.27	+4
8	14	ADMIRAL ASH Alisha Donald	17	63.8 1600m	0:11.70 1600m	0:25.46 [2] (0:12.33)	0:13.13 [4] (0:13.13)	4.92L	0:37.61	+12
9	9	ROZNAMLA Zac Sprie	12	63.3 1000m	0:11.63 1000m	0:24.65 [12] (0:12.09)	0:12.56 [12] (0:12.56)	6.67L	0:36.54	-1
10	7	KELLERS SHELTER Shania Willis	2	66.5 Overall	0:11.91 1600m	0:25.21 [9] (0:12.23)	0:12.98 [11] (0:12.98)	7.11L	0:37.40	+8

Scratched: Flamenco Rose (#10), Replace The Ace (#8), Hadmytime (#17)

[] Ranking at each section and finish
-:--:- No data available at this section
NA No data available

SCN Saddle cloth number
DNF Did not finish
DNT Did not track



Mackay QLD Professional
Race 5: FEGAN ELECTRICAL RATINGS BAND 0 - 58 Handicap - 1800m
26 July 2024 - 14:55



MACKAY TURF CLUB
Ooralea Racecourse

Track Rating: Good 4, Weather: Fine, Rail Position: True

Section				400m	200m			Last 600m		
Field Times				0:24.93 (0:12.48)	0:12.45 (0:12.45)			0:36.82		
Rank	TAB	Horse/Jockey	Barrier	Top Speed [km/h]	Fastest Section	Margin			Distance Travelled [m]	
11	4	SHAMUKA Warwick Satherley	3	65.3 Overall	0:11.82 800m	0:25.80 [3] (0:12.46)	0:13.34 [7] (0:13.34)	7.2L	0:37.85	+7
12	3	LETS TORQUE A DEEL Leah Martyn	6	63.6 1000m	0:11.70 1000m	0:24.71 [14] (0:12.31)	0:12.40 [13] (0:12.40)	7.62L	0:36.88	+15
13	2	BRAND NEW Justin Stanley	1	64.5 Overall	0:11.88 1000m	0:25.61 [7] (0:12.47)	0:13.14 [10] (0:13.14)	7.78L	0:37.72	-1
14	11	FRIJOLES Samantha Collett	4	62.3 Overall	0:11.92 1600m	0:26.27 [13] (0:12.56)	0:13.71 [14] (0:13.71)	16.72L	0:38.70	+13

Scratched: Flamenco Rose (#10), Replace The Ace (#8), Hadmytime (#17)



Horse/Jockey Name	Whatjeudoin'
Final Rank	1
Fastest Section Time (Section)	0:11.73 (1000m)
Top Speed [km/h] (Section)	62.6 (1000m)
Race State	Finished



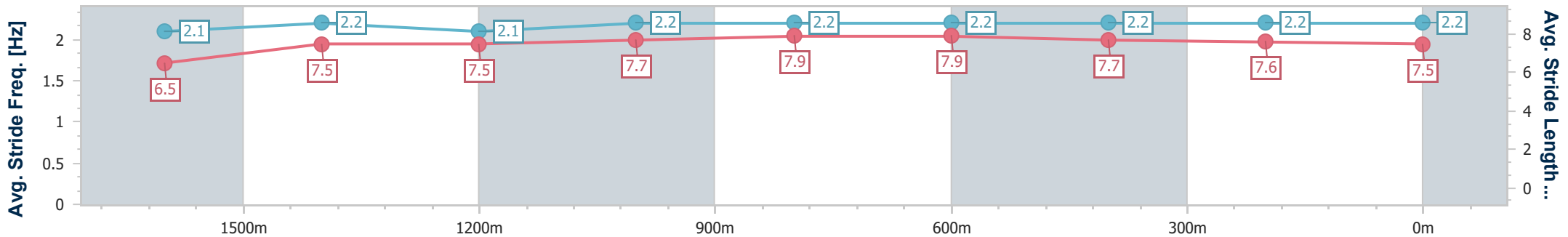
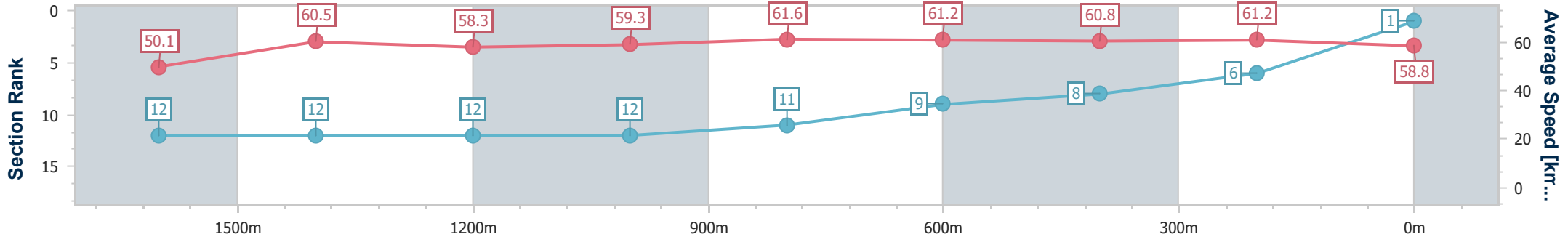
Mackay QLD Professional
Race 5: FEGAN ELECTRICAL RATINGS BAND 0 - 58 Handicap - 1800m



26 July 2024 - 14:55

Track Rating: Good 4, Weather: Fine, Rail Position: True

Section	Overall	1600m	1400m	1200m	1000m	800m	600m	400m	200m
Section Times	1:50.40 [1] (0:14.38)	1:36.02 [12] (0:11.97)	1:24.05 [12] (0:12.48)	1:11.57 [12] (0:12.17)	0:59.40 [12] (0:11.73)	0:47.67 [11] (0:11.76)	0:35.91 [9] (0:11.87)	0:24.04 [8] (0:11.79)	0:12.25 [6] (0:12.25)
Average Speed [km/h]	50.1	60.5	58.3	59.3	61.6	61.2	60.8	61.2	58.8
Top Speed [km/h]	60.6	61.9	61.4	61.6	62.6	62.0	61.5	61.7	60.2
Avg. Dist. to Rail [m]	6.9	1.6	1.6	1.4	1.1	0.8	0.4	1.1	2.9
Avg. Stride Freq. [Hz]	2.1	2.2	2.1	2.2	2.2	2.2	2.2	2.2	2.2
Avg. Stride Length [m]	6.5	7.5	7.5	7.7	7.9	7.9	7.7	7.6	7.5



- [] Ranking at each section and finish
- .-.- No data available at this section
- NA No data available



Horse/Jockey Name	General Wolffe
Final Rank	2
Fastest Section Time (Section)	0:11.81 (800m)
Top Speed [km/h] (Section)	63.5 (1600m)
Race State	Finished



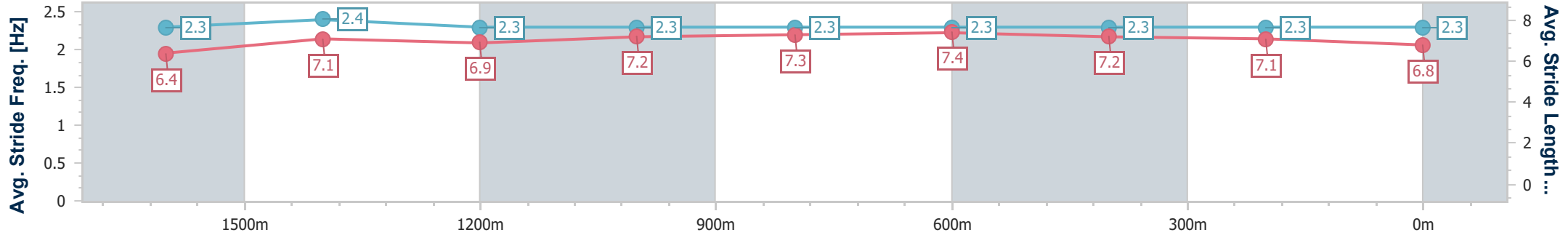
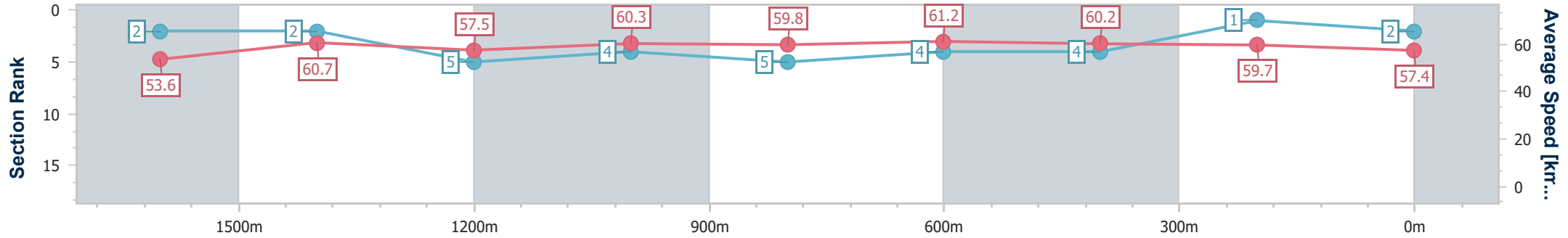
Mackay QLD Professional
Race 5: FEGAN ELECTRICAL RATINGS BAND 0 - 58 Handicap - 1800m



26 July 2024 - 14:55

Track Rating: Good 4, Weather: Fine, Rail Position: True

Section	Overall	1600m	1400m	1200m	1000m	800m	600m	400m	200m
Section Times	1:50.51 [2] (0:13.47)	1:37.04 [2] (0:11.94)	1:25.10 [2] (0:12.63)	1:12.47 [5] (0:12.01)	1:00.46 [4] (0:12.05)	0:48.41 [5] (0:11.81)	0:36.60 [4] (0:12.01)	0:24.59 [4] (0:12.03)	0:12.56 [1] (0:12.56)
Average Speed [km/h]	53.6	60.7	57.5	60.3	59.8	61.2	60.2	59.7	57.4
Top Speed [km/h]	63.1	63.5	59.4	61.4	61.3	61.6	61.2	60.2	60.5
Avg. Dist. to Rail [m]	4.9	1.0	1.7	1.5	1.0	0.7	0.5	1.3	2.0
Avg. Stride Freq. [Hz]	2.3	2.4	2.3	2.3	2.3	2.3	2.3	2.3	2.3
Avg. Stride Length [m]	6.4	7.1	6.9	7.2	7.3	7.4	7.2	7.1	6.8



- [] Ranking at each section and finish
- .-.- No data available at this section
- NA No data available



Horse/Jockey Name	Doom Diva
Final Rank	3
Fastest Section Time (Section)	0:11.52 (1600m)
Top Speed [km/h] (Section)	64.4 (Overall)
Race State	Finished



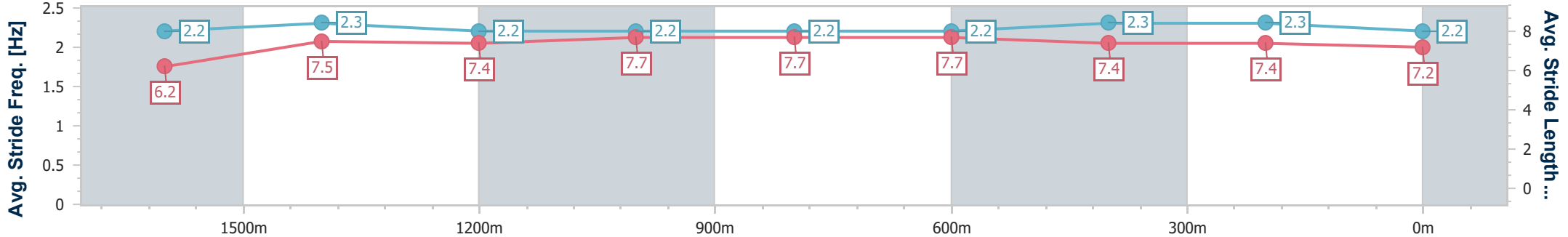
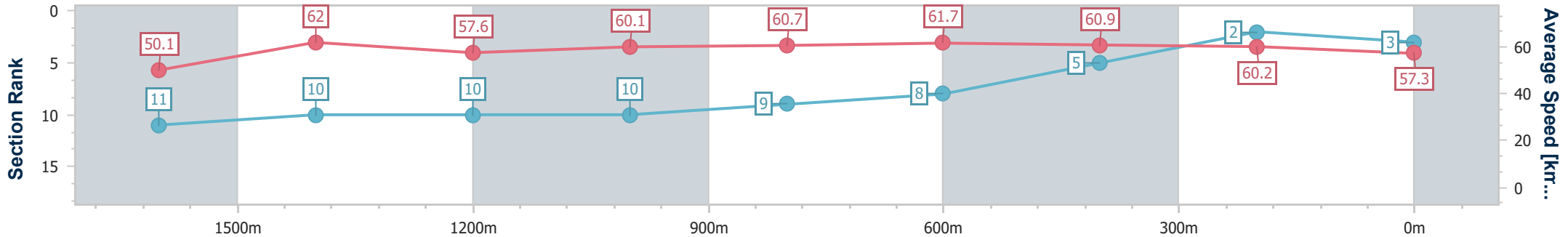
Mackay QLD Professional
Race 5: FEGAN ELECTRICAL RATINGS BAND 0 - 58 Handicap - 1800m



26 July 2024 - 14:55

Track Rating: Good 4, Weather: Fine, Rail Position: True

Section	Overall	1600m	1400m	1200m	1000m	800m	600m	400m	200m
Section Times	1:50.62 [3] (0:14.34)	1:36.28 [11] (0:11.52)	1:24.76 [10] (0:12.68)	1:12.08 [10] (0:12.05)	1:00.03 [10] (0:11.93)	0:48.10 [9] (0:11.80)	0:36.30 [8] (0:11.78)	0:24.52 [5] (0:11.95)	0:12.57 [2] (0:12.57)
Average Speed [km/h]	50.1	62.0	57.6	60.1	60.7	61.7	60.9	60.2	57.3
Top Speed [km/h]	64.4	64.4	59.8	62.5	62.8	62.1	62.1	62.2	59.4
Avg. Dist. to Rail [m]	3.5	0.9	2.0	2.8	2.7	2.4	0.3	1.4	3.9
Avg. Stride Freq. [Hz]	2.2	2.3	2.2	2.2	2.2	2.2	2.3	2.3	2.2
Avg. Stride Length [m]	6.2	7.5	7.4	7.7	7.7	7.7	7.4	7.4	7.2



- [] Ranking at each section and finish
- .-.- No data available at this section
- NA No data available



Horse/Jockey Name	Gold Witness
Final Rank	4
Fastest Section Time (Section)	0:11.74 (1600m)
Top Speed [km/h] (Section)	62.8 (Overall)
Race State	Finished



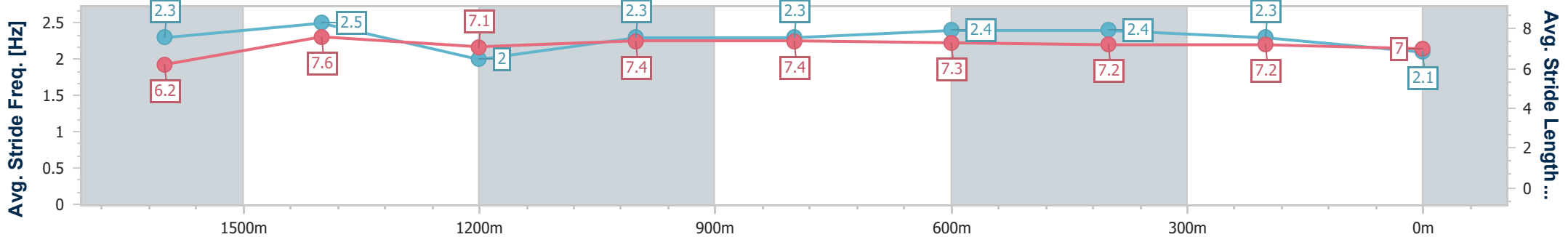
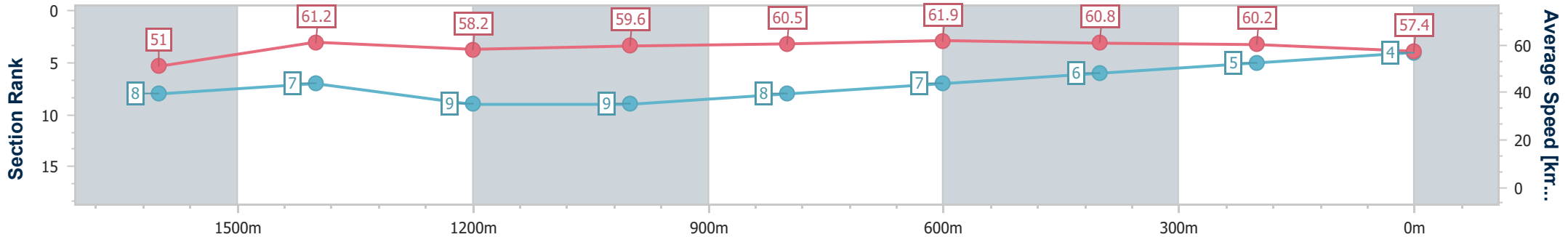
Mackay QLD Professional
Race 5: FEGAN ELECTRICAL RATINGS BAND 0 - 58 Handicap - 1800m



26 July 2024 - 14:55

Track Rating: Good 4, Weather: Fine, Rail Position: True

Section	Overall	1600m	1400m	1200m	1000m	800m	600m	400m	200m
Section Times	1:50.70 [4] (0:14.10)	1:36.60 [8] (0:11.74)	1:24.86 [7] (0:12.52)	1:12.34 [9] (0:12.14)	1:00.20 [9] (0:11.98)	0:48.22 [8] (0:11.75)	0:36.47 [7] (0:11.88)	0:24.59 [6] (0:12.02)	0:12.57 [5] (0:12.57)
Average Speed [km/h]	51.0	61.2	58.2	59.6	60.5	61.9	60.8	60.2	57.4
Top Speed [km/h]	62.8	62.8	60.1	61.9	62.0	62.1	62.3	61.2	60.6
Avg. Dist. to Rail [m]	3.4	0.4	1.9	2.8	2.6	2.5	0.8	3.7	5.8
Avg. Stride Freq. [Hz]	2.3	2.5	2.0	2.3	2.3	2.4	2.4	2.3	2.1
Avg. Stride Length [m]	6.2	7.6	7.1	7.4	7.4	7.3	7.2	7.2	7.0



- [] Ranking at each section and finish
- .-.- No data available at this section
- NA No data available



Horse/Jockey Name	Volarchi
Final Rank	5
Fastest Section Time (Section)	0:11.84 (400m)
Top Speed [km/h] (Section)	65.1 (1600m)
Race State	Finished



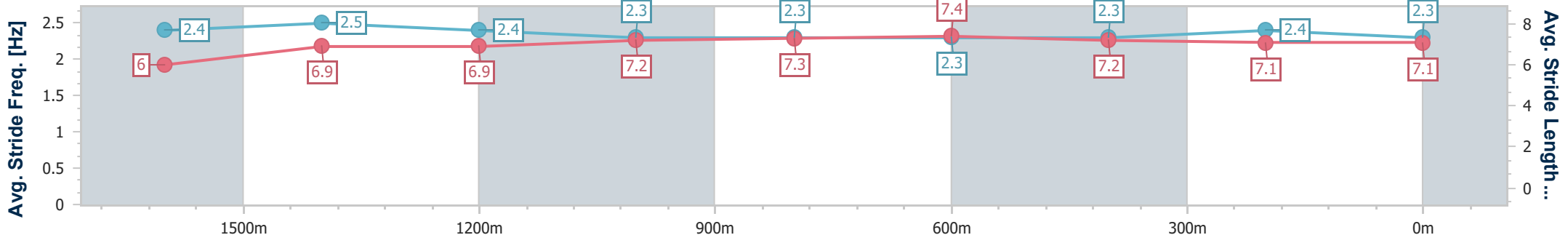
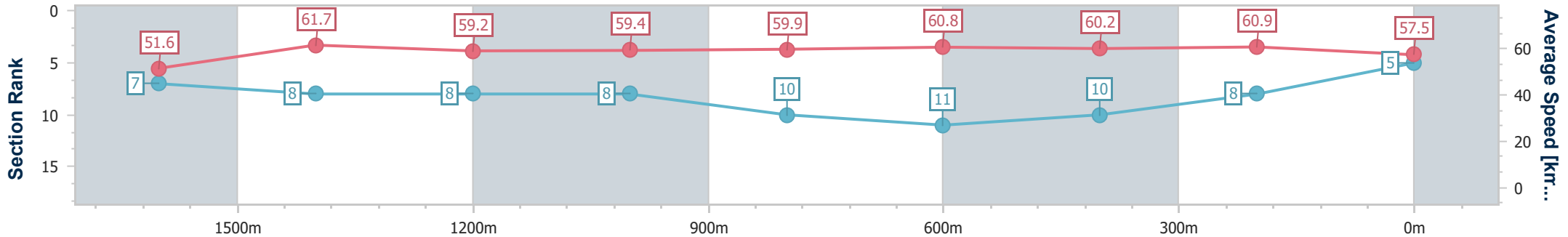
Mackay QLD Professional
Race 5: FEGAN ELECTRICAL RATINGS BAND 0 - 58 Handicap - 1800m



26 July 2024 - 14:55

Track Rating: Good 4, Weather: Fine, Rail Position: True

Section	Overall	1600m	1400m	1200m	1000m	800m	600m	400m	200m				
Section Times	1:50.86 [5] (0:13.99)	1:36.87 [7] (0:11.86)	1:25.01 [8] (0:12.41)	1:12.60 [8] (0:12.21)	1:00.39 [8] (0:12.15)	0:48.24 [10] (0:11.93)	0:36.31 [11] (0:11.91)	0:24.40 [10] (0:11.84)	0:12.56 [8] (0:12.56)				
Average Speed [km/h]	51.6	61.7	59.2	59.4	59.9	60.8	60.2	60.9	57.5				
Top Speed [km/h]	63.1	65.1	60.7	61.0	61.0	61.5	62.0	63.0	58.2				
Avg. Dist. to Rail [m]	9.6	2.8	3.3	3.6	3.2	2.2	0.2	2.6	4.5				
Avg. Stride Freq. [Hz]	2.4	2.5	2.4	2.3	2.3	2.3	2.3	2.4	2.3				
Avg. Stride Length [m]	6.0	6.9	6.9	7.2	7.3	7.4	7.2	7.1	7.1				



- [] Ranking at each section and finish
- .-.- No data available at this section
- NA No data available



Horse/Jockey Name	Struck Twice
Final Rank	6
Fastest Section Time (Section)	0:11.69 (1600m)
Top Speed [km/h] (Section)	66.1 (1600m)
Race State	Finished



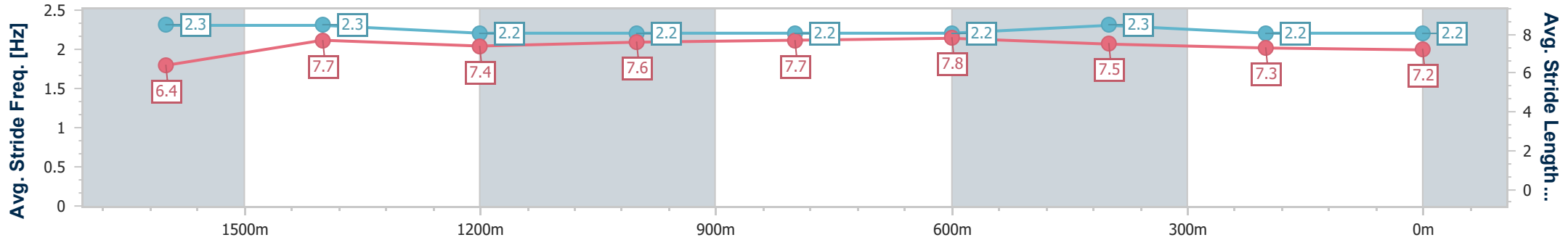
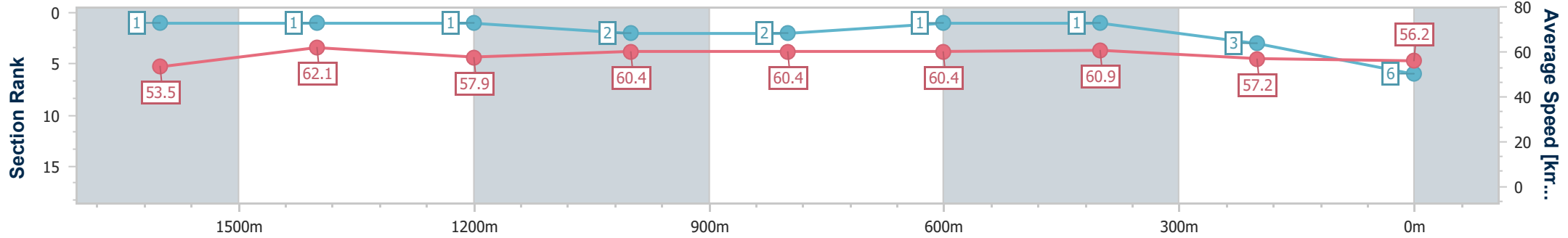
Mackay QLD Professional
Race 5: FEGAN ELECTRICAL RATINGS BAND 0 - 58 Handicap - 1800m



26 July 2024 - 14:55

Track Rating: Good 4, Weather: Fine, Rail Position: True

Section	Overall	1600m	1400m	1200m	1000m	800m	600m	400m	200m
Section Times	1:50.92 [6] (0:13.47)	1:37.45 [1] (0:11.69)	1:25.76 [1] (0:12.53)	1:13.23 [1] (0:11.93)	1:01.30 [2] (0:12.00)	0:49.30 [2] (0:11.96)	0:37.34 [1] (0:11.89)	0:25.45 [1] (0:12.61)	0:12.84 [3] (0:12.84)
Average Speed [km/h]	53.5	62.1	57.9	60.4	60.4	60.4	60.9	57.2	56.2
Top Speed [km/h]	66.1	66.1	59.2	61.7	61.1	61.3	61.4	60.3	58.2
Avg. Dist. to Rail [m]	8.9	1.5	1.2	1.9	1.6	1.5	0.6	2.4	3.3
Avg. Stride Freq. [Hz]	2.3	2.3	2.2	2.2	2.2	2.2	2.3	2.2	2.2
Avg. Stride Length [m]	6.4	7.7	7.4	7.6	7.7	7.8	7.5	7.3	7.2



- [] Ranking at each section and finish
- .-.- No data available at this section
- NA No data available



Horse/Jockey Name	Patti Waggin
Final Rank	7
Fastest Section Time (Section)	0:11.72 (600m)
Top Speed [km/h] (Section)	62.8 (600m)
Race State	Finished



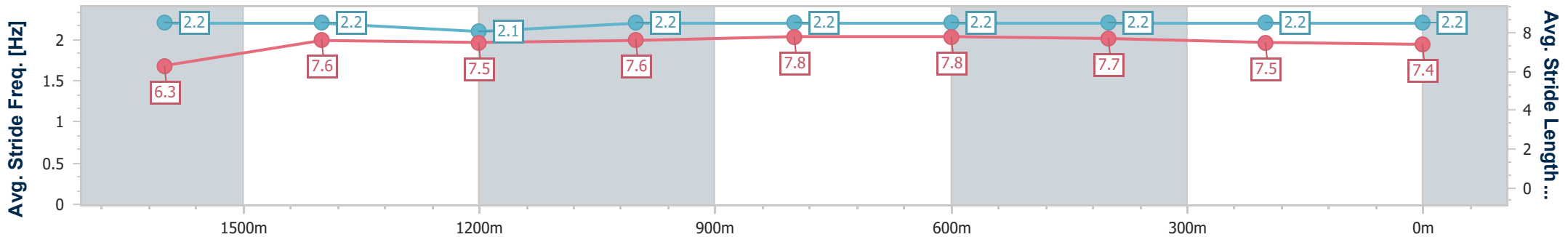
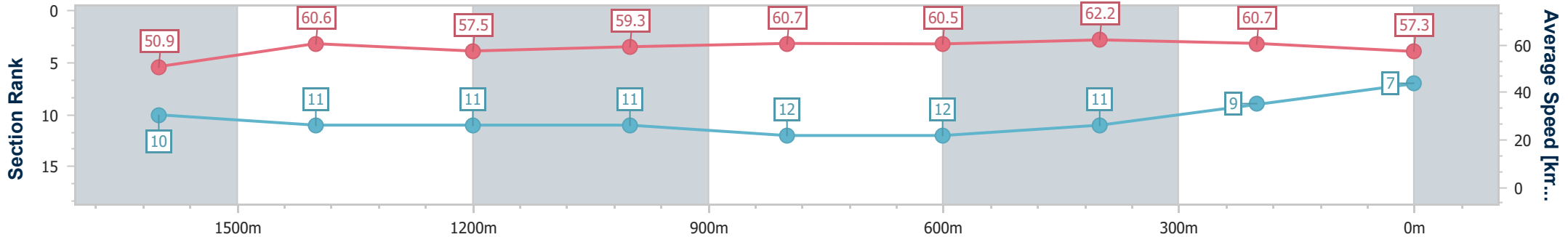
Mackay QLD Professional
Race 5: FEGAN ELECTRICAL RATINGS BAND 0 - 58 Handicap - 1800m



26 July 2024 - 14:55

Track Rating: Good 4, Weather: Fine, Rail Position: True

Section	Overall	1600m	1400m	1200m	1000m	800m	600m	400m	200m
Section Times	1:51.06 [7] (0:14.18)	1:36.88 [10] (0:11.95)	1:24.93 [11] (0:12.58)	1:12.35 [11] (0:12.16)	1:00.19 [11] (0:11.95)	0:48.24 [12] (0:11.97)	0:36.27 [12] (0:11.72)	0:24.55 [11] (0:11.93)	0:12.62 [9] (0:12.62)
Average Speed [km/h]	50.9	60.6	57.5	59.3	60.7	60.5	62.2	60.7	57.3
Top Speed [km/h]	61.3	61.3	58.9	61.8	62.1	61.5	62.8	62.1	60.0
Avg. Dist. to Rail [m]	6.6	1.0	1.0	1.2	2.3	2.5	1.5	5.5	8.3
Avg. Stride Freq. [Hz]	2.2	2.2	2.1	2.2	2.2	2.2	2.2	2.2	2.2
Avg. Stride Length [m]	6.3	7.6	7.5	7.6	7.8	7.8	7.7	7.5	7.4



- [] Ranking at each section and finish
- .-.- No data available at this section
- NA No data available



Horse/Jockey Name	Admiral Ash
Final Rank	8
Fastest Section Time (Section)	0:11.70 (1600m)
Top Speed [km/h] (Section)	63.8 (1600m)
Race State	Finished



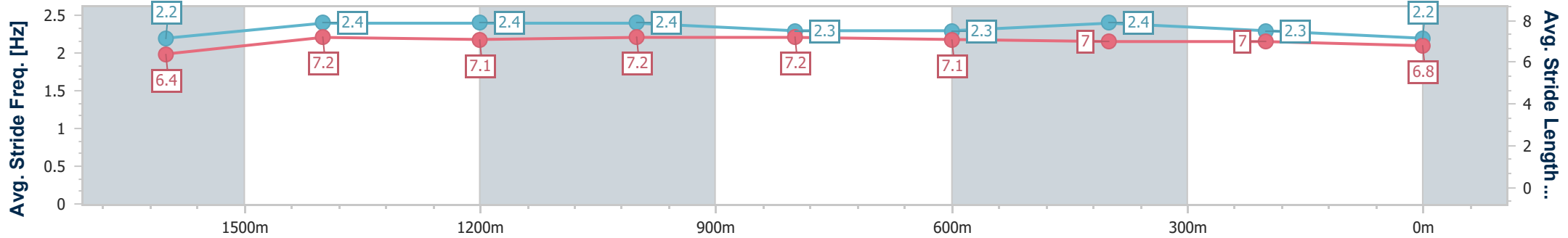
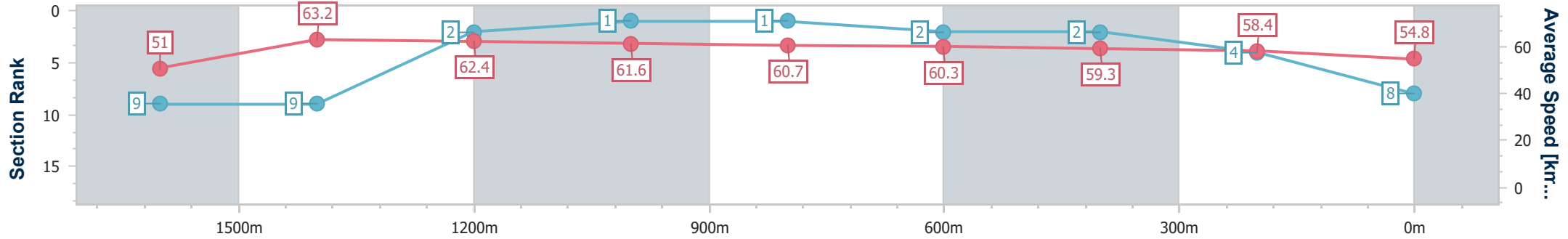
Mackay QLD Professional
Race 5: FEGAN ELECTRICAL RATINGS BAND 0 - 58 Handicap - 1800m



26 July 2024 - 14:55

Track Rating: Good 4, Weather: Fine, Rail Position: True

Section	Overall	1600m	1400m	1200m	1000m	800m	600m	400m	200m
Section Times	1:51.24 [8] (0:14.15)	1:37.09 [9] (0:11.70)	1:25.39 [9] (0:11.95)	1:13.44 [2] (0:11.78)	1:01.66 [1] (0:12.00)	0:49.66 [1] (0:12.05)	0:37.61 [2] (0:12.15)	0:25.46 [2] (0:12.33)	0:13.13 [4] (0:13.13)
Average Speed [km/h]	51.0	63.2	62.4	61.6	60.7	60.3	59.3	58.4	54.8
Top Speed [km/h]	62.3	63.8	63.6	62.9	61.3	61.6	61.4	59.0	57.8
Avg. Dist. to Rail [m]	10.5	4.2	5.9	4.7	3.5	2.7	0.4	1.9	4.5
Avg. Stride Freq. [Hz]	2.2	2.4	2.4	2.4	2.3	2.3	2.4	2.3	2.2
Avg. Stride Length [m]	6.4	7.2	7.1	7.2	7.2	7.1	7.0	7.0	6.8



- [] Ranking at each section and finish
- .-.- No data available at this section
- NA No data available



Horse/Jockey Name	Roznamla
Final Rank	9
Fastest Section Time (Section)	0:11.63 (1000m)
Top Speed [km/h] (Section)	63.3 (1000m)
Race State	Finished



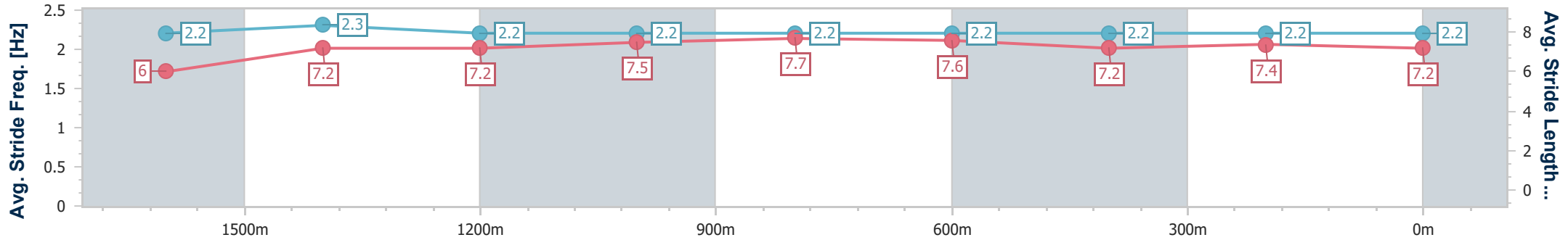
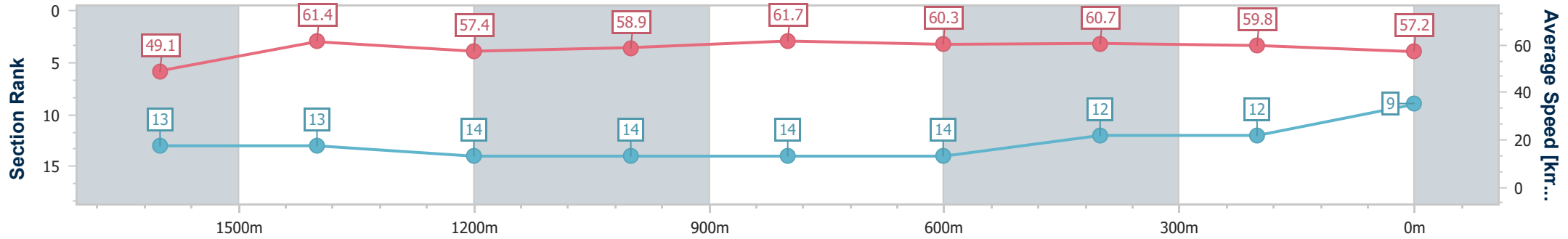
Mackay QLD Professional
Race 5: FEGAN ELECTRICAL RATINGS BAND 0 - 58 Handicap - 1800m



26 July 2024 - 14:55

Track Rating: Good 4, Weather: Fine, Rail Position: True

Section	Overall	1600m	1400m	1200m	1000m	800m	600m	400m	200m
Section Times	1:51.54 [9] (0:14.64)	1:36.90 [13] (0:11.86)	1:25.04 [13] (0:12.70)	1:12.34 [14] (0:12.24)	1:00.10 [14] (0:11.63)	0:48.47 [14] (0:11.93)	0:36.54 [14] (0:11.89)	0:24.65 [12] (0:12.09)	0:12.56 [12] (0:12.56)
Average Speed [km/h]	49.1	61.4	57.4	58.9	61.7	60.3	60.7	59.8	57.2
Top Speed [km/h]	60.4	63.3	59.9	60.6	63.3	61.3	61.0	60.4	60.0
Avg. Dist. to Rail [m]	8.4	2.3	1.5	0.3	0.4	0.4	0.7	2.2	3.0
Avg. Stride Freq. [Hz]	2.2	2.3	2.2	2.2	2.2	2.2	2.2	2.2	2.2
Avg. Stride Length [m]	6.0	7.2	7.2	7.5	7.7	7.6	7.2	7.4	7.2



- [] Ranking at each section and finish
- .-.- No data available at this section
- NA No data available



Horse/Jockey Name	Kellers Shelter
Final Rank	10
Fastest Section Time (Section)	0:11.91 (1600m)
Top Speed [km/h] (Section)	66.5 (Overall)
Race State	Finished



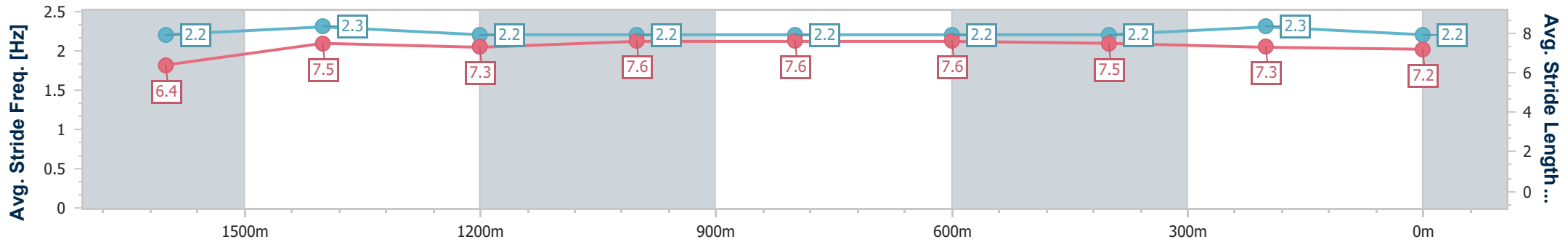
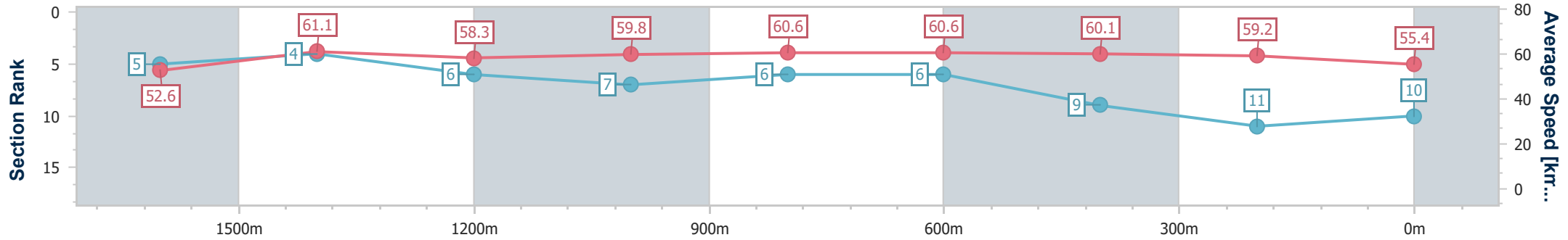
Mackay QLD Professional
Race 5: FEGAN ELECTRICAL RATINGS BAND 0 - 58 Handicap - 1800m



26 July 2024 - 14:55

Track Rating: Good 4, Weather: Fine, Rail Position: True

Section	Overall	1600m	1400m	1200m	1000m	800m	600m	400m	200m
Section Times	1:51.61 [10] (0:13.66)	1:37.95 [5] (0:11.91)	1:26.04 [4] (0:12.58)	1:13.46 [6] (0:12.10)	1:01.36 [7] (0:11.99)	0:49.37 [6] (0:11.97)	0:37.40 [6] (0:12.19)	0:25.21 [9] (0:12.23)	0:12.98 [11] (0:12.98)
Average Speed [km/h]	52.6	61.1	58.3	59.8	60.6	60.6	60.1	59.2	55.4
Top Speed [km/h]	66.5	63.6	60.2	61.4	61.5	61.2	60.6	59.8	58.4
Avg. Dist. to Rail [m]	1.7	1.8	2.8	2.7	2.5	3.0	2.1	3.5	4.3
Avg. Stride Freq. [Hz]	2.2	2.3	2.2	2.2	2.2	2.2	2.2	2.3	2.2
Avg. Stride Length [m]	6.4	7.5	7.3	7.6	7.6	7.6	7.5	7.3	7.2



- [] Ranking at each section and finish
- .-.- No data available at this section
- NA No data available



Horse/Jockey Name	Shamuka
Final Rank	11
Fastest Section Time (Section)	0:11.82 (800m)
Top Speed [km/h] (Section)	65.3 (Overall)
Race State	Finished



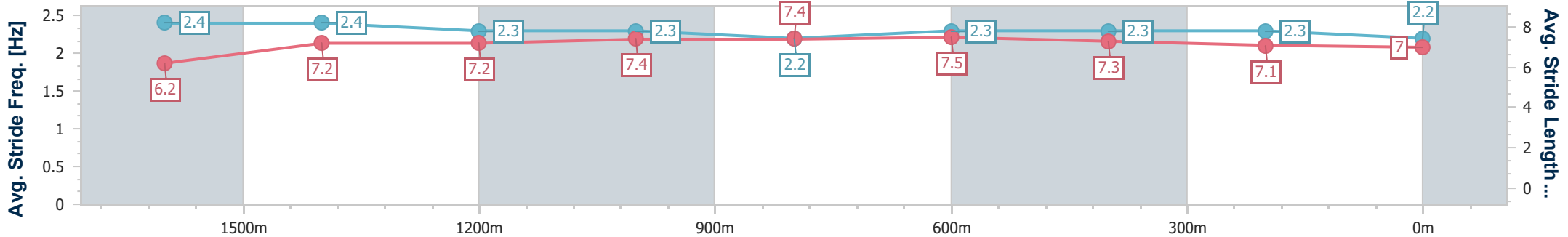
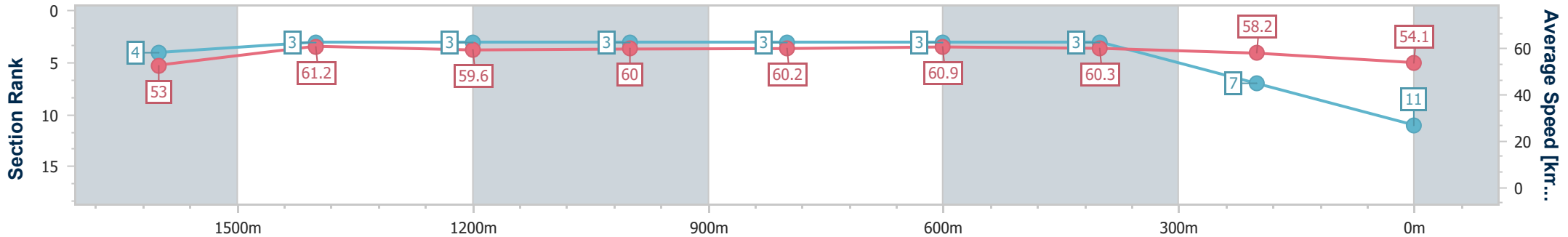
Mackay QLD Professional
Race 5: FEGAN ELECTRICAL RATINGS BAND 0 - 58 Handicap - 1800m



26 July 2024 - 14:55

Track Rating: Good 4, Weather: Fine, Rail Position: True

Section	Overall	1600m	1400m	1200m	1000m	800m	600m	400m	200m
Section Times	1:51.62 [11] (0:13.61)	1:38.01 [4] (0:11.92)	1:26.09 [3] (0:12.33)	1:13.76 [3] (0:12.08)	1:01.68 [3] (0:12.01)	0:49.67 [3] (0:11.82)	0:37.85 [3] (0:12.05)	0:25.80 [3] (0:12.46)	0:13.34 [7] (0:13.34)
Average Speed [km/h]	53.0	61.2	59.6	60.0	60.2	60.9	60.3	58.2	54.1
Top Speed [km/h]	65.3	64.6	61.5	61.7	61.1	62.0	61.4	59.2	55.9
Avg. Dist. to Rail [m]	3.4	2.5	2.9	2.2	1.6	1.0	1.3	4.4	6.5
Avg. Stride Freq. [Hz]	2.4	2.4	2.3	2.3	2.2	2.3	2.3	2.3	2.2
Avg. Stride Length [m]	6.2	7.2	7.2	7.4	7.4	7.5	7.3	7.1	7.0



- [] Ranking at each section and finish
- .-.- No data available at this section
- NA No data available



Horse/Jockey Name	Lets Torque A Deel
Final Rank	12
Fastest Section Time (Section)	0:11.70 (1000m)
Top Speed [km/h] (Section)	63.6 (1000m)
Race State	Finished



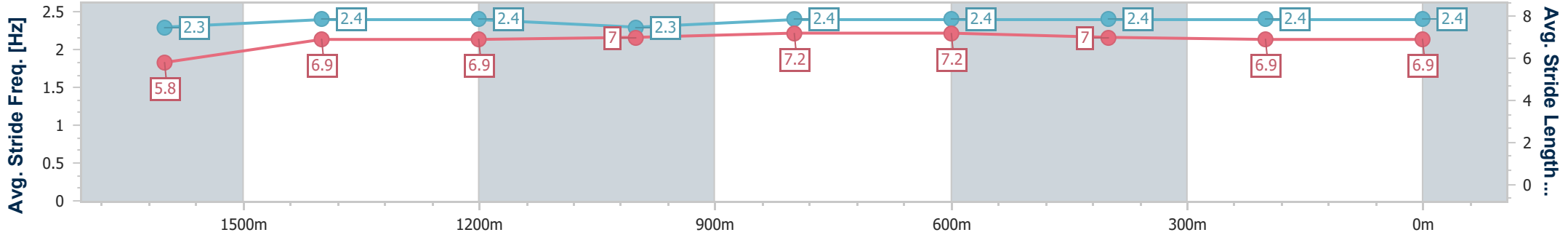
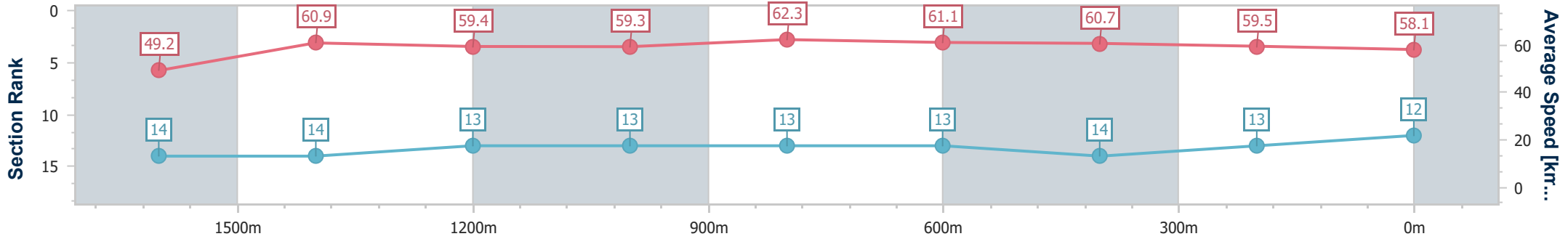
Mackay QLD Professional
Race 5: FEGAN ELECTRICAL RATINGS BAND 0 - 58 Handicap - 1800m



26 July 2024 - 14:55

Track Rating: Good 4, Weather: Fine, Rail Position: True

Section	Overall	1600m	1400m	1200m	1000m	800m	600m	400m	200m				
Section Times	1:51.70 [12] (0:14.66)	1:37.04 [14] (0:11.97)	1:25.07 [14] (0:12.28)	1:12.79 [13] (0:12.22)	1:00.57 [13] (0:11.70)	0:48.87 [13] (0:11.99)	0:36.88 [13] (0:12.17)	0:24.71 [14] (0:12.31)	0:12.40 [13] (0:12.40)				
Average Speed [km/h]	49.2	60.9	59.4	59.3	62.3	61.1	60.7	59.5	58.1				
Top Speed [km/h]	58.6	62.4	62.2	61.5	63.6	61.9	61.9	59.9	60.2				
Avg. Dist. to Rail [m]	5.1	1.8	2.7	3.8	4.2	4.4	3.8	8.1	10.4				
Avg. Stride Freq. [Hz]	2.3	2.4	2.4	2.3	2.4	2.4	2.4	2.4	2.4				
Avg. Stride Length [m]	5.8	6.9	6.9	7.0	7.2	7.2	7.0	6.9	6.9				



- [] Ranking at each section and finish
- .-.- No data available at this section
- NA No data available



Horse/Jockey Name	Brand New
Final Rank	13
Fastest Section Time (Section)	0:11.88 (1000m)
Top Speed [km/h] (Section)	64.5 (Overall)
Race State	Finished



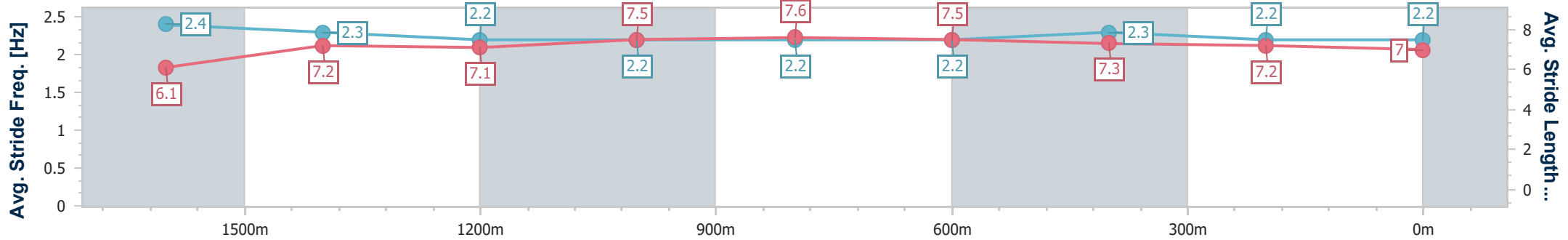
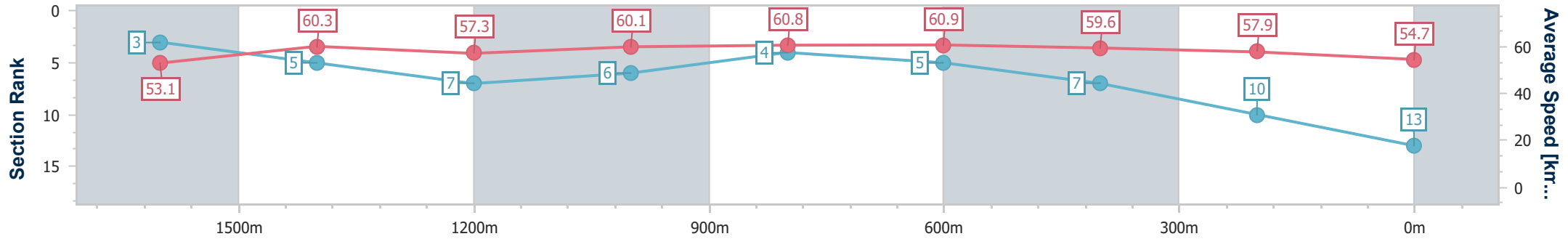
Mackay QLD Professional
Race 5: FEGAN ELECTRICAL RATINGS BAND 0 - 58 Handicap - 1800m



26 July 2024 - 14:55

Track Rating: Good 4, Weather: Fine, Rail Position: True

Section	Overall	1600m	1400m	1200m	1000m	800m	600m	400m	200m
Section Times	1:51.72 [13] (0:13.60)	1:38.12 [3] (0:11.99)	1:26.13 [5] (0:12.64)	1:13.49 [7] (0:11.96)	1:01.53 [6] (0:11.88)	0:49.65 [4] (0:11.93)	0:37.72 [5] (0:12.11)	0:25.61 [7] (0:12.47)	0:13.14 [10] (0:13.14)
Average Speed [km/h]	53.1	60.3	57.3	60.1	60.8	60.9	59.6	57.9	54.7
Top Speed [km/h]	64.5	62.1	58.8	62.8	62.2	61.3	60.0	59.1	57.6
Avg. Dist. to Rail [m]	1.0	0.9	0.6	0.9	1.4	1.6	0.5	2.8	6.1
Avg. Stride Freq. [Hz]	2.4	2.3	2.2	2.2	2.2	2.2	2.3	2.2	2.2
Avg. Stride Length [m]	6.1	7.2	7.1	7.5	7.6	7.5	7.3	7.2	7.0



- [] Ranking at each section and finish
- .-.- No data available at this section
- NA No data available



Horse/Jockey Name	Frijoles
Final Rank	14
Fastest Section Time (Section)	0:11.92 (1600m)
Top Speed [km/h] (Section)	62.3 (Overall)
Race State	Finished



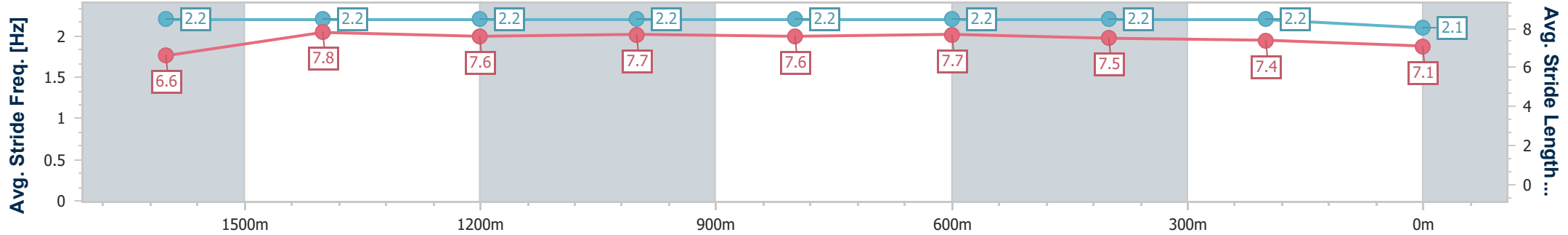
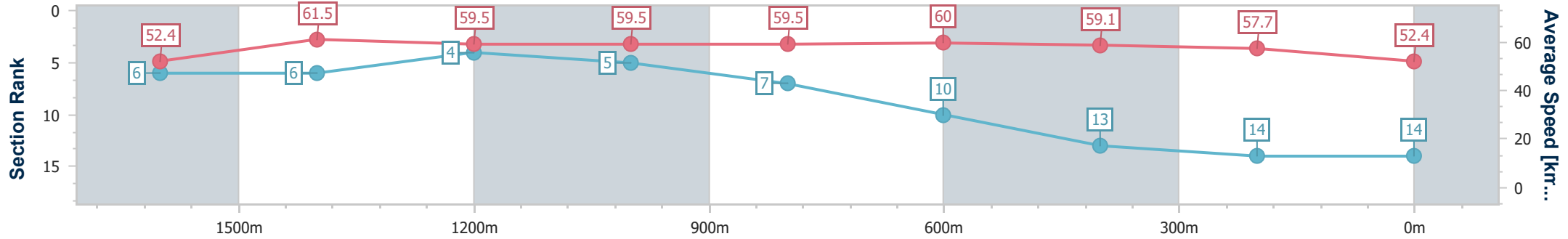
Mackay QLD Professional
Race 5: FEGAN ELECTRICAL RATINGS BAND 0 - 58 Handicap - 1800m



26 July 2024 - 14:55

Track Rating: Good 4, Weather: Fine, Rail Position: True

Section	Overall	1600m	1400m	1200m	1000m	800m	600m	400m	200m
Section Times	1:53.24 [14] (0:13.73)	1:39.51 [6] (0:11.92)	1:27.59 [6] (0:12.31)	1:15.28 [4] (0:12.17)	1:03.11 [5] (0:12.26)	0:50.85 [7] (0:12.15)	0:38.70 [10] (0:12.43)	0:26.27 [13] (0:12.56)	0:13.71 [14] (0:13.71)
Average Speed [km/h]	52.4	61.5	59.5	59.5	59.5	60.0	59.1	57.7	52.4
Top Speed [km/h]	62.3	62.2	60.7	60.6	60.4	60.7	59.7	58.8	56.1
Avg. Dist. to Rail [m]	4.1	2.8	3.2	4.0	3.7	3.8	2.8	4.5	5.5
Avg. Stride Freq. [Hz]	2.2	2.2	2.2	2.2	2.2	2.2	2.2	2.2	2.1
Avg. Stride Length [m]	6.6	7.8	7.6	7.7	7.6	7.7	7.5	7.4	7.1



- [] Ranking at each section and finish
- .-.- No data available at this section
- NA No data available