



# Mackay QLD Professional

## Race 3: MANDY ATHERTON PROFESSIONALS BENCHMARK 70

### Handicap - 1100m

26 July 2024 - 13:34



Track Rating: Good 4, Weather: Fine, Rail Position: True

Section		Overall	1000m	800m	600m	400m	200m	Last 600m					
Field Times		1:03.45 (0:07.50)	0:55.95 (0:10.67)	0:45.28 (0:10.90)	0:34.38 (0:11.33)	0:23.05 (0:11.10)	0:11.95 (0:11.95)	0:34.38					
Rank	TAB Horse/Jockey	Barrier	Top Speed [km/h]	Fastest Section							Margin	Distance Travelled [m]	
1	4 <b>BEAUTY BOOM</b> Justin Huxtable	8	69.1	0:07.69	1:03.45 [1] (0:07.69)	0:55.76 [2] (0:10.76)	0:45.00 [2] (0:10.93)	0:34.07 [2] (0:11.16)	0:22.91 [2] (0:11.12)	0:11.79 [2] (0:11.79)	1:03.45	0:34.07	
2	7 <b>SINGLE MEMO</b> Samantha Collett	9	68.8	0:07.50	1:03.49 [2] (0:07.50)	0:55.99 [1] (0:10.67)	0:45.32 [1] (0:10.90)	0:34.42 [1] (0:11.33)	0:23.09 [1] (0:11.10)	0:11.99 [1] (0:11.99)	0.26L	0:34.42	+1
3	6 <b>MEDIA EMPIRE</b> Warwick Satherley	4	66.8	0:08.03	1:03.98 [3] (0:08.03)	0:55.95 [7] (0:11.13)	0:44.82 [6] (0:10.97)	0:33.85 [6] (0:11.38)	0:22.47 [6] (0:11.03)	0:11.44 [7] (0:11.44)	3.1L	0:33.85	-2
4	3 <b>THATFEELSBETTER</b> Corey Sutherland	5	68.8	0:08.24	1:04.02 [4] (0:08.24)	0:55.78 [9] (0:11.10)	0:44.68 [8] (0:11.04)	0:33.64 [8] (0:11.30)	0:22.34 [9] (0:10.85)	0:11.49 [6] (0:11.49)	3.36L	0:33.64	+2
5	1 <b>CAPTAIN FOX</b> Dylan Bennett	3	69.5	0:07.90	1:04.11 [5] (0:07.90)	0:56.21 [5] (0:11.00)	0:45.21 [3] (0:10.62)	0:34.59 [3] (0:11.16)	0:23.43 [3] (0:11.39)	0:12.04 [3] (0:12.04)	3.87L	0:34.59	-6
6	11 <b>MISHANI MYSTIQUE</b> Tahlia Fenlon	2	66.4	0:08.17	1:04.18 [6] (0:08.17)	0:56.01 [8] (0:11.34)	0:44.67 [9] (0:10.94)	0:33.73 [9] (0:11.10)	0:22.63 [7] (0:11.07)	0:11.56 [8] (0:11.56)	4.29L	0:33.73	-6
7	10 <b>ACOUSTIX</b> Shania Willis	11	69.1	0:07.98	1:04.48 [7] (0:07.98)	0:56.50 [6] (0:11.01)	0:45.49 [4] (0:10.88)	0:34.61 [4] (0:11.12)	0:23.49 [4] (0:11.38)	0:12.11 [4] (0:12.11)	6.08L	0:34.61	-1
8	9 <b>DEEL WITH ME</b> Alisha Donald	7	66.8	0:08.54	1:04.53 [8] (0:08.54)	0:55.99 [11] (0:11.26)	0:44.73 [10] (0:10.93)	0:33.80 [10] (0:11.19)	0:22.61 [10] (0:11.17)	0:11.44 [9] (0:11.44)	6.36L	0:33.80	-6
9	5 <b>DOLLAR DOLLAR</b> Justin Stanley	1	67.4	0:07.87	1:04.56 [9] (0:07.87)	0:56.69 [4] (0:11.33)	0:45.36 [7] (0:10.82)	0:34.54 [5] (0:11.08)	0:23.46 [5] (0:11.42)	0:12.04 [5] (0:12.04)	6.55L	0:34.54	-7
10	8 <b>BROMES</b> Zac Sprie	10	67.3	0:08.35	1:05.70 [10] (0:08.35)	0:57.35 [10] (0:11.48)	0:45.87 [11] (0:11.06)	0:34.81 [11] (0:11.21)	0:23.60 [11] (0:11.23)	0:12.37 [11] (0:12.37)	13.25L	0:34.81	-1



**Mackay QLD Professional**  
**Race 3: MANDY ATHERTON PROFESSIONALS BENCHMARK 70**  
**Handicap - 1100m**  
**26 July 2024 - 13:34**



MACKAY TURF CLUB  
 Ooralea Racecourse

Track Rating: Good 4, Weather: Fine, Rail Position: True

Section	Overall	1000m	800m	600m	400m	200m	Last 600m
Field Times	1:03.45 (0:07.50)	0:55.95 (0:10.67)	0:45.28 (0:10.90)	0:34.38 (0:11.33)	0:23.05 (0:11.10)	0:11.95 (0:11.95)	0:34.38

Rank	TAB	Horse/Jockey	Barrier	Top Speed [km/h]	Fastest Section	Overall	1000m	800m	600m	400m	200m	Margin	Distance Travelled [m]	
11	2	<b>BOLD HUNTER</b>	6	66.5	0:07.76	1:05.81 [11]	0:58.05 [3]	0:46.75 [5]	0:35.60 [7]	0:24.23 [8]	0:12.69 [10]	13.89L	0:35.60	-6
		Ryan Wiggins		800m	Overall	(0:07.76)	(0:11.30)	(0:11.15)	(0:11.37)	(0:11.54)	(0:12.69)			



Horse/Jockey Name	Beauty Boom
Final Rank	1
Fastest Section Time (Section)	0:07.69 (Overall)
Top Speed [km/h] (Section)	69.1 (1000m)
Race State	Finished

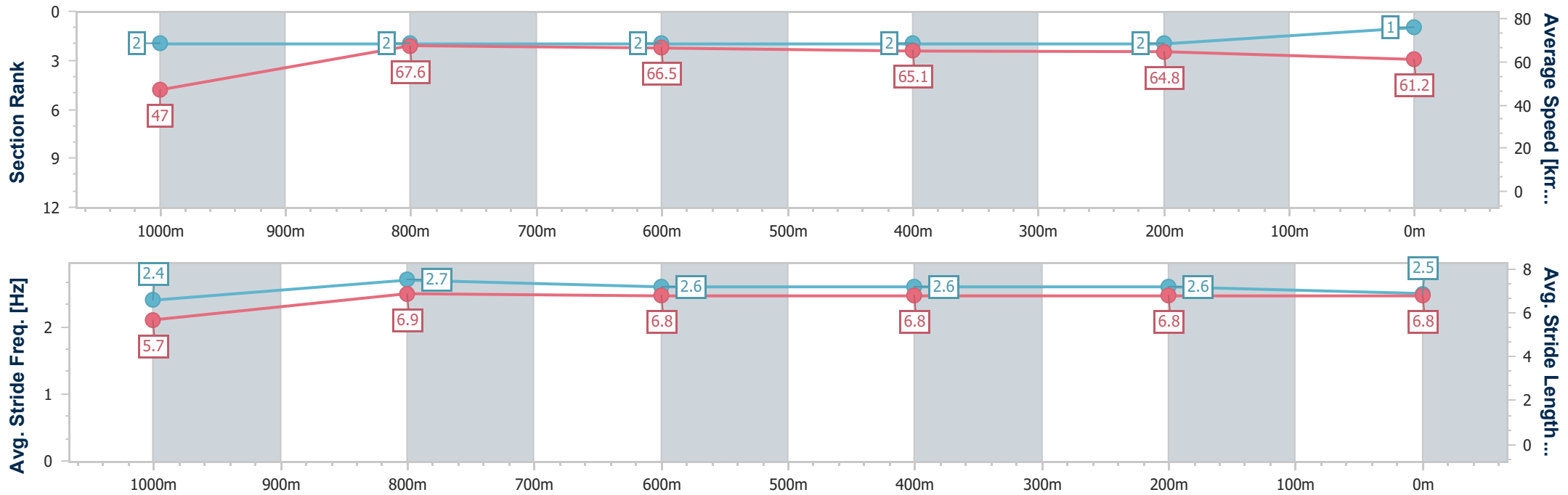


Mackay QLD Professional  
 Race 3: MANDY ATHERTON PROFESSIONALS BENCHMARK  
 70 Handicap - 1100m  
 26 July 2024 - 13:34



Track Rating: Good 4, Weather: Fine, Rail Position: True

Section	Overall	1000m	800m	600m	400m	200m
Section Times	1:03.45 [1] (0:07.69)	0:55.76 [2] (0:10.76)	0:45.00 [2] (0:10.93)	0:34.07 [2] (0:11.16)	0:22.91 [2] (0:11.12)	0:11.79 [2] (0:11.79)
Average Speed [km/h]	47.0	67.6	66.5	65.1	64.8	61.2
Top Speed [km/h]	64.2	69.1	67.5	65.7	66.4	64.5
Avg. Dist. to Rail [m]	7.4	3.5	2.6	1.5	1.6	1.0
Avg. Stride Freq. [Hz]	2.4	2.7	2.6	2.6	2.6	2.5
Avg. Stride Length [m]	5.7	6.9	6.8	6.8	6.8	6.8



- [ ] Ranking at each section and finish
- .-.- No data available at this section
- NA No data available



Horse/Jockey Name	Single Memo
Final Rank	2
Fastest Section Time (Section)	0:07.50 (Overall)
Top Speed [km/h] (Section)	68.8 (1000m)
Race State	Finished

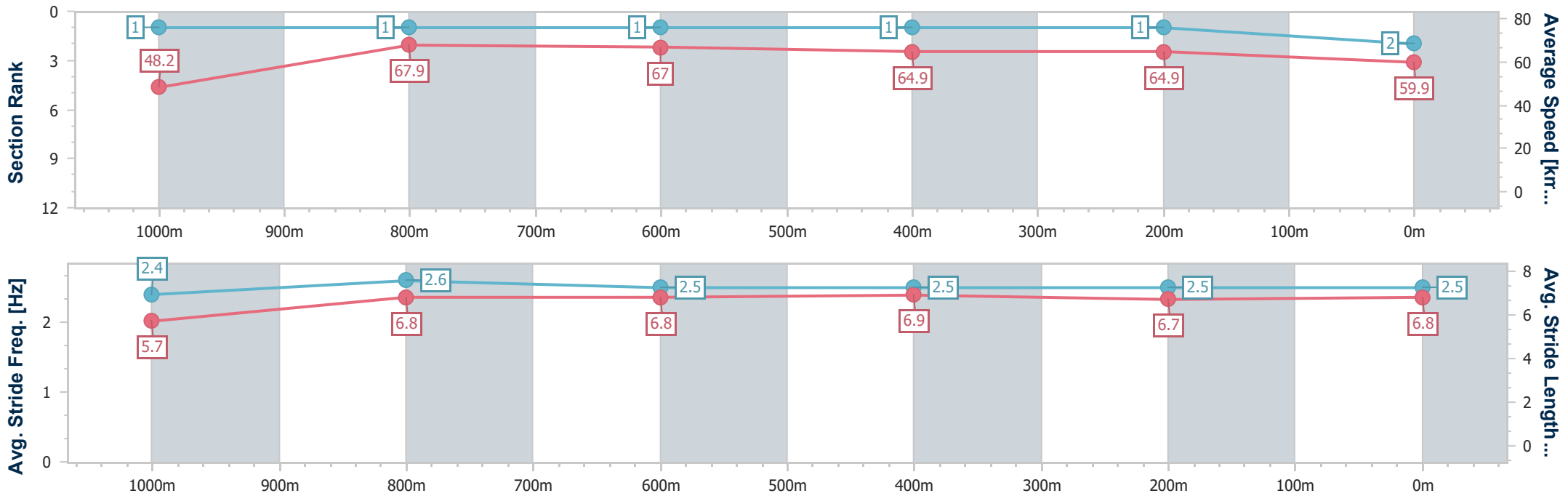


Mackay QLD Professional  
 Race 3: MANDY ATHERTON PROFESSIONALS BENCHMARK  
 70 Handicap - 1100m  
 26 July 2024 - 13:34



Track Rating: Good 4, Weather: Fine, Rail Position: True

Section	Overall	1000m	800m	600m	400m	200m
Section Times	1:03.49 [2] (0:07.50)	0:55.99 [1] (0:10.67)	0:45.32 [1] (0:10.90)	0:34.42 [1] (0:11.33)	0:23.09 [1] (0:11.10)	0:11.99 [1] (0:11.99)
Average Speed [km/h]	48.2	67.9	67.0	64.9	64.9	59.9
Top Speed [km/h]	64.2	68.8	67.8	65.4	66.8	63.7
Avg. Dist. to Rail [m]	8.7	2.6	4.2	2.5	0.2	0.5
Avg. Stride Freq. [Hz]	2.4	2.6	2.5	2.5	2.5	2.5
Avg. Stride Length [m]	5.7	6.8	6.8	6.9	6.7	6.8



- [ ] Ranking at each section and finish
- .-.- No data available at this section
- NA No data available



Horse/Jockey Name	Media Empire
Final Rank	3
Fastest Section Time (Section)	0:08.03 (Overall)
Top Speed [km/h] (Section)	66.8 (800m)
Race State	Finished

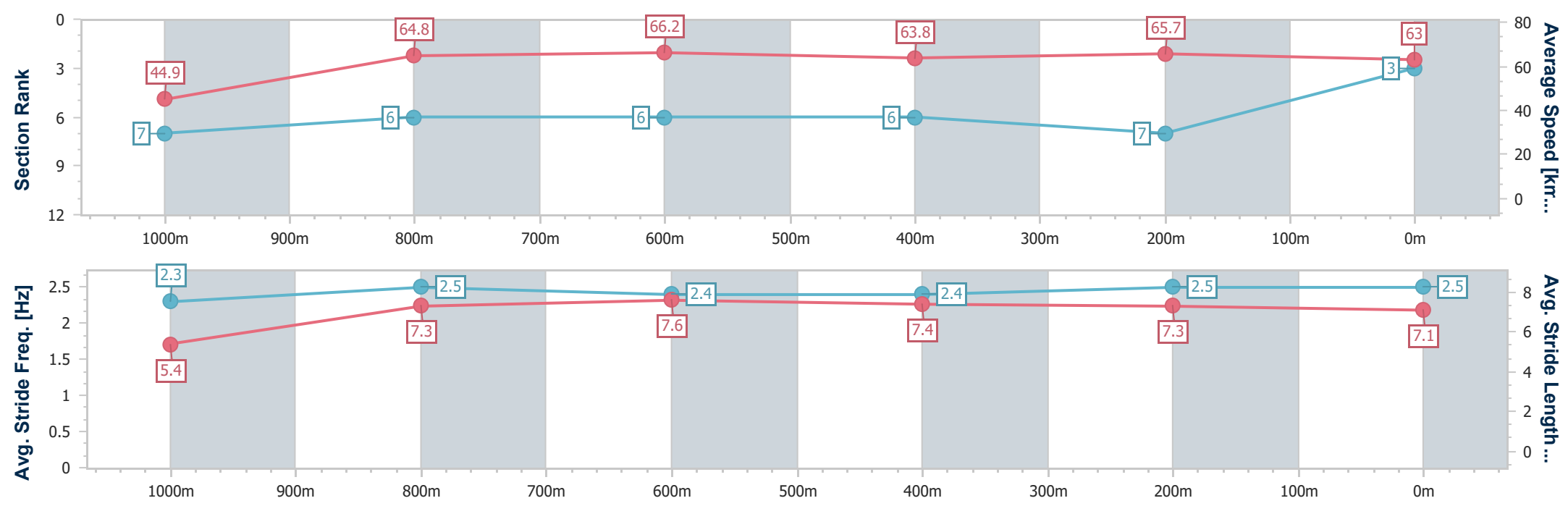


Mackay QLD Professional  
 Race 3: MANDY ATHERTON PROFESSIONALS BENCHMARK  
 70 Handicap - 1100m  
 26 July 2024 - 13:34



Track Rating: Good 4, Weather: Fine, Rail Position: True

Section	Overall	1000m	800m	600m	400m	200m
Section Times	1:03.98 [3] (0:08.03)	0:55.95 [7] (0:11.13)	0:44.82 [6] (0:10.97)	0:33.85 [6] (0:11.38)	0:22.47 [6] (0:11.03)	0:11.44 [7] (0:11.44)
Average Speed [km/h]	44.9	64.8	66.2	63.8	65.7	63.0
Top Speed [km/h]	62.0	66.4	66.8	65.0	66.4	65.6
Avg. Dist. to Rail [m]	4.0	1.7	1.8	1.4	3.8	8.0
Avg. Stride Freq. [Hz]	2.3	2.5	2.4	2.4	2.5	2.5
Avg. Stride Length [m]	5.4	7.3	7.6	7.4	7.3	7.1



- [ ] Ranking at each section and finish
- .-.- No data available at this section
- NA No data available



Horse/Jockey Name	Thatfeelsbetter
Final Rank	4
Fastest Section Time (Section)	0:08.24 (Overall)
Top Speed [km/h] (Section)	68.8 (400m)
Race State	Finished

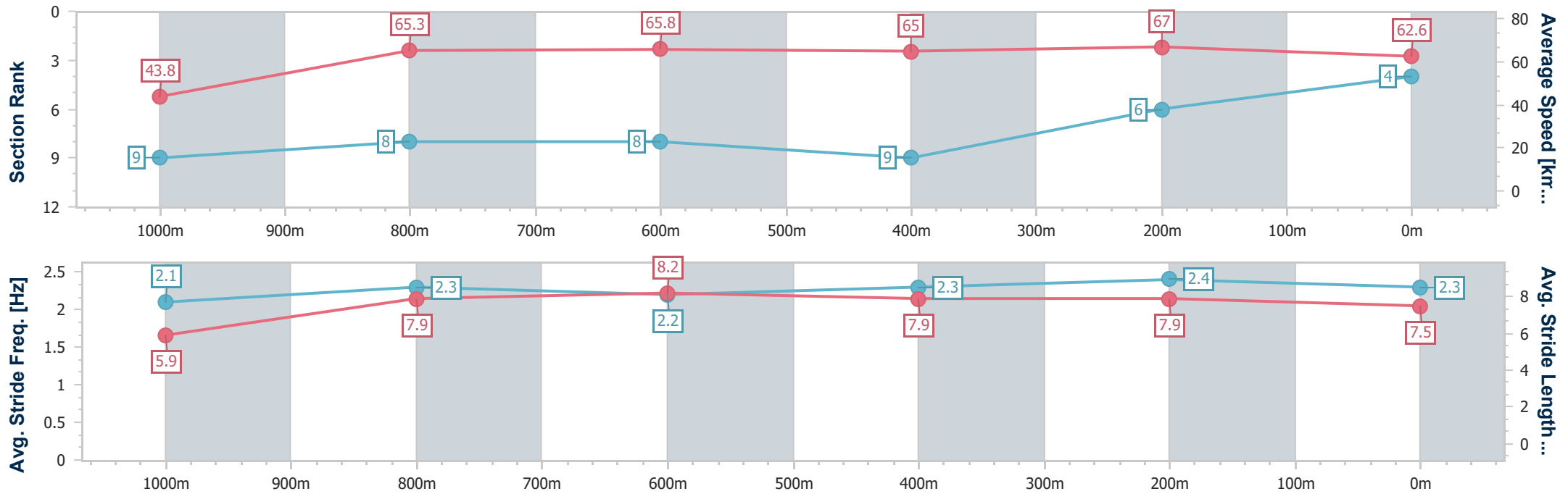


Mackay QLD Professional  
 Race 3: MANDY ATHERTON PROFESSIONALS BENCHMARK  
 70 Handicap - 1100m  
 26 July 2024 - 13:34



Track Rating: Good 4, Weather: Fine, Rail Position: True

Section	Overall	1000m	800m	600m	400m	200m
Section Times	1:04.02 [4] (0:08.24)	0:55.78 [9] (0:11.10)	0:44.68 [8] (0:11.04)	0:33.64 [8] (0:11.30)	0:22.34 [9] (0:10.85)	0:11.49 [6] (0:11.49)
Average Speed [km/h]	43.8	65.3	65.8	65.0	67.0	62.6
Top Speed [km/h]	61.5	66.7	66.2	66.3	68.8	66.2
Avg. Dist. to Rail [m]	4.5	2.5	2.5	2.7	5.6	8.5
Avg. Stride Freq. [Hz]	2.1	2.3	2.2	2.3	2.4	2.3
Avg. Stride Length [m]	5.9	7.9	8.2	7.9	7.9	7.5



- [ ] Ranking at each section and finish
- .-.- No data available at this section
- NA No data available



Horse/Jockey Name	Captain Fox
Final Rank	5
Fastest Section Time (Section)	0:07.90 (Overall)
Top Speed [km/h] (Section)	69.5 (800m)
Race State	Finished

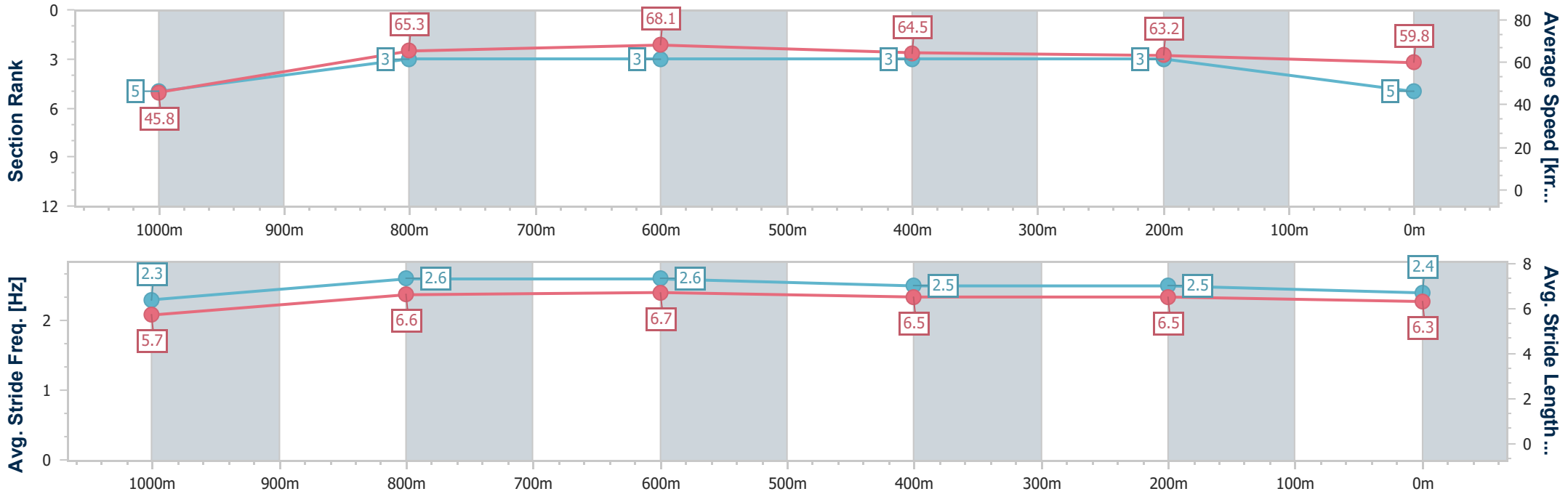


Mackay QLD Professional  
 Race 3: MANDY ATHERTON PROFESSIONALS BENCHMARK  
 70 Handicap - 1100m  
 26 July 2024 - 13:34



Track Rating: Good 4, Weather: Fine, Rail Position: True

Section	Overall	1000m	800m	600m	400m	200m
Section Times	1:04.11 [5] (0:07.90)	0:56.21 [5] (0:11.00)	0:45.21 [3] (0:10.62)	0:34.59 [3] (0:11.16)	0:23.43 [3] (0:11.39)	0:12.04 [3] (0:12.04)
Average Speed [km/h]	45.8	65.3	68.1	64.5	63.2	59.8
Top Speed [km/h]	64.1	69.1	69.5	66.0	66.4	62.5
Avg. Dist. to Rail [m]	2.2	0.4	0.4	0.4	3.1	6.3
Avg. Stride Freq. [Hz]	2.3	2.6	2.6	2.5	2.5	2.4
Avg. Stride Length [m]	5.7	6.6	6.7	6.5	6.5	6.3



- [ ] Ranking at each section and finish
- .-.- No data available at this section
- NA No data available



Horse/Jockey Name	Mishani Mystique
Final Rank	6
Fastest Section Time (Section)	0:08.17 (Overall)
Top Speed [km/h] (Section)	66.4 (800m)
Race State	Finished

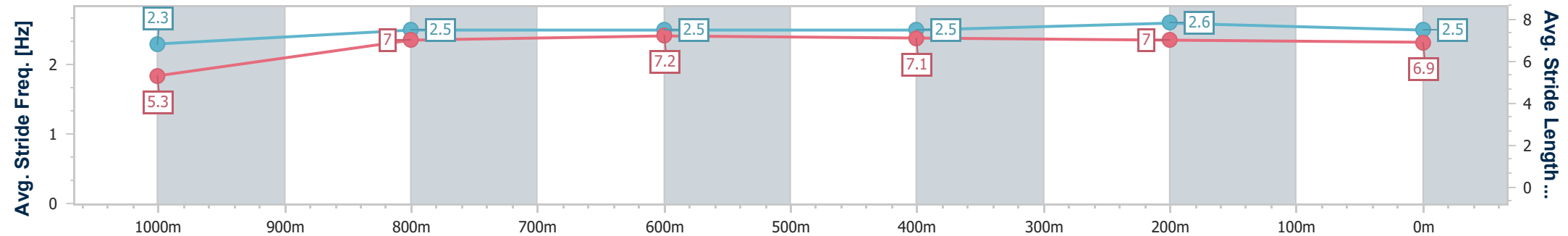
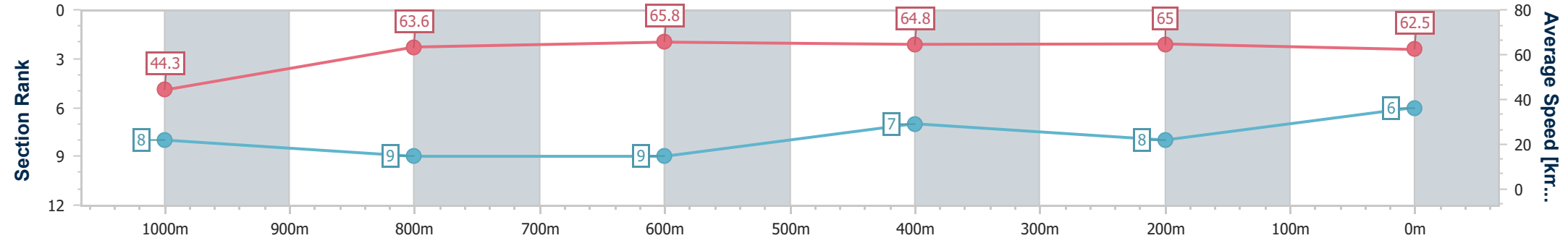


Mackay QLD Professional  
 Race 3: MANDY ATHERTON PROFESSIONALS BENCHMARK  
 70 Handicap - 1100m  
 26 July 2024 - 13:34



Track Rating: Good 4, Weather: Fine, Rail Position: True

Section	Overall	1000m	800m	600m	400m	200m
Section Times	1:04.18 [6] (0:08.17)	0:56.01 [8] (0:11.34)	0:44.67 [9] (0:10.94)	0:33.73 [9] (0:11.10)	0:22.63 [7] (0:11.07)	0:11.56 [8] (0:11.56)
Average Speed [km/h]	44.3	63.6	65.8	64.8	65.0	62.5
Top Speed [km/h]	63.8	65.5	66.4	65.3	66.2	65.1
Avg. Dist. to Rail [m]	1.9	0.7	0.3	0.2	1.4	1.6
Avg. Stride Freq. [Hz]	2.3	2.5	2.5	2.5	2.6	2.5
Avg. Stride Length [m]	5.3	7.0	7.2	7.1	7.0	6.9



- [ ] Ranking at each section and finish
- .-.- No data available at this section
- NA No data available





Horse/Jockey Name	Acoustix
Final Rank	7
Fastest Section Time (Section)	0:07.98 (Overall)
Top Speed [km/h] (Section)	69.1 (800m)
Race State	Finished

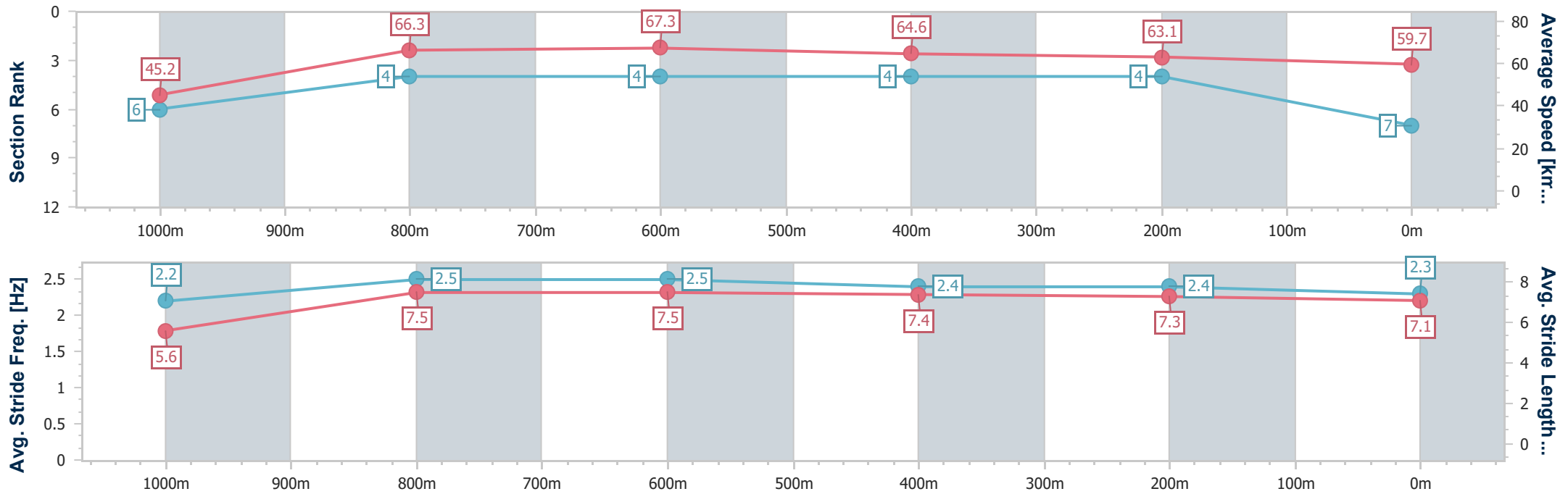


Mackay QLD Professional  
 Race 3: MANDY ATHERTON PROFESSIONALS BENCHMARK  
 70 Handicap - 1100m  
 26 July 2024 - 13:34



Track Rating: Good 4, Weather: Fine, Rail Position: True

Section	Overall	1000m	800m	600m	400m	200m
Section Times	1:04.48 [7] (0:07.98)	0:56.50 [6] (0:11.01)	0:45.49 [4] (0:10.88)	0:34.61 [4] (0:11.12)	0:23.49 [4] (0:11.38)	0:12.11 [4] (0:12.11)
Average Speed [km/h]	45.2	66.3	67.3	64.6	63.1	59.7
Top Speed [km/h]	63.3	67.6	69.1	65.8	65.0	63.9
Avg. Dist. to Rail [m]	10.2	4.1	4.2	0.7	2.2	5.5
Avg. Stride Freq. [Hz]	2.2	2.5	2.5	2.4	2.4	2.3
Avg. Stride Length [m]	5.6	7.5	7.5	7.4	7.3	7.1



- [ ] Ranking at each section and finish
- .-.- No data available at this section
- NA No data available



Horse/Jockey Name	Deel With Me
Final Rank	8
Fastest Section Time (Section)	0:08.54 (Overall)
Top Speed [km/h] (Section)	66.8 (800m)
Race State	Finished

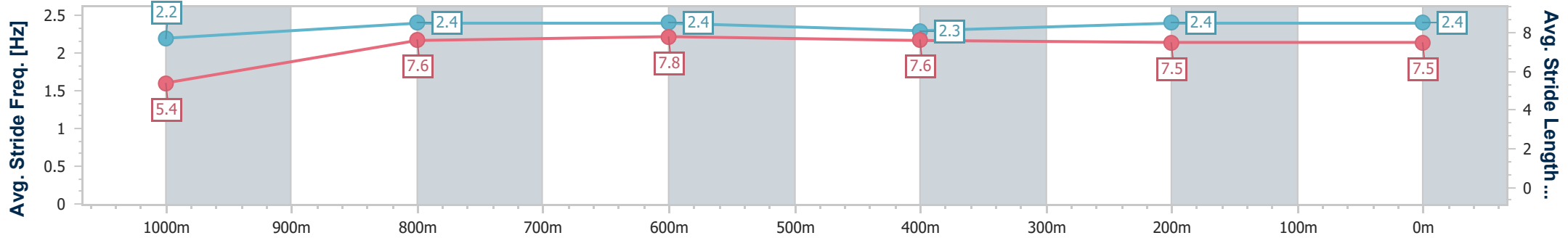
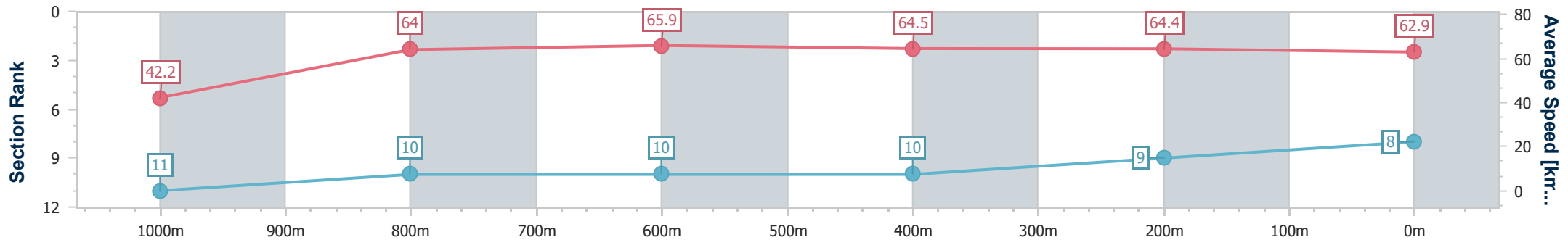


Mackay QLD Professional  
 Race 3: MANDY ATHERTON PROFESSIONALS BENCHMARK  
 70 Handicap - 1100m  
 26 July 2024 - 13:34



Track Rating: Good 4, Weather: Fine, Rail Position: True

Section	Overall	1000m	800m	600m	400m	200m
Section Times	1:04.53 [8] (0:08.54)	0:55.99 [11] (0:11.26)	0:44.73 [10] (0:10.93)	0:33.80 [10] (0:11.19)	0:22.61 [10] (0:11.17)	0:11.44 [9] (0:11.44)
Average Speed [km/h]	42.2	64.0	65.9	64.5	64.4	62.9
Top Speed [km/h]	59.6	65.2	66.8	66.0	65.4	65.5
Avg. Dist. to Rail [m]	4.8	0.3	0.6	0.5	3.1	5.1
Avg. Stride Freq. [Hz]	2.2	2.4	2.4	2.3	2.4	2.4
Avg. Stride Length [m]	5.4	7.6	7.8	7.6	7.5	7.5



- [ ] Ranking at each section and finish
- .-.- No data available at this section
- NA No data available



Horse/Jockey Name	Dollar Dollar
Final Rank	9
Fastest Section Time (Section)	0:07.87 (Overall)
Top Speed [km/h] (Section)	67.4 (800m)
Race State	Finished

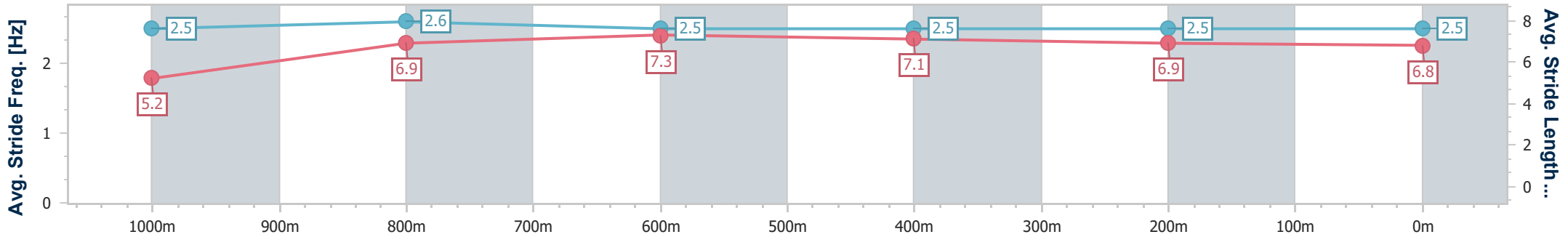
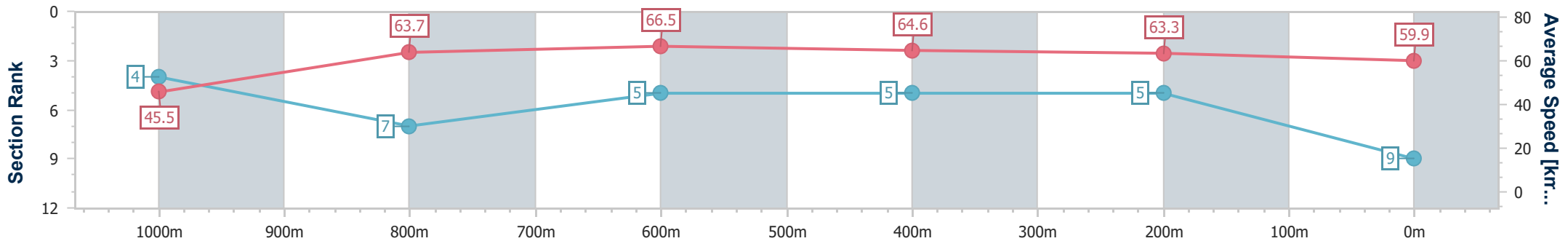


Mackay QLD Professional  
 Race 3: MANDY ATHERTON PROFESSIONALS BENCHMARK  
 70 Handicap - 1100m



26 July 2024 - 13:34  
 Track Rating: Good 4, Weather: Fine, Rail Position: True

Section	Overall	1000m	800m	600m	400m	200m
Section Times	1:04.56 [9] (0:07.87)	0:56.69 [4] (0:11.33)	0:45.36 [7] (0:10.82)	0:34.54 [5] (0:11.08)	0:23.46 [5] (0:11.42)	0:12.04 [5] (0:12.04)
Average Speed [km/h]	45.5	63.7	66.5	64.6	63.3	59.9
Top Speed [km/h]	63.3	65.7	67.4	66.2	64.1	62.9
Avg. Dist. to Rail [m]	1.2	0.1	0.5	0.8	2.1	3.0
Avg. Stride Freq. [Hz]	2.5	2.6	2.5	2.5	2.5	2.5
Avg. Stride Length [m]	5.2	6.9	7.3	7.1	6.9	6.8



- [ ] Ranking at each section and finish
- .-.- No data available at this section
- NA No data available



Horse/Jockey Name	Bromes
Final Rank	10
Fastest Section Time (Section)	0:08.35 (Overall)
Top Speed [km/h] (Section)	67.3 (1000m)
Race State	Finished

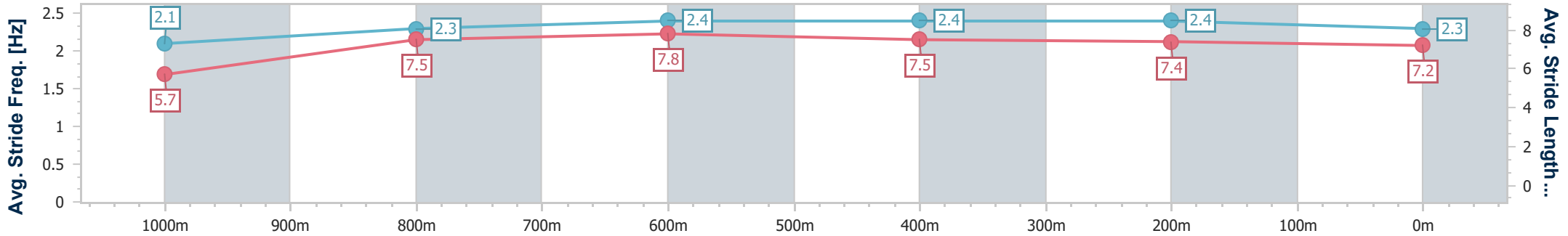
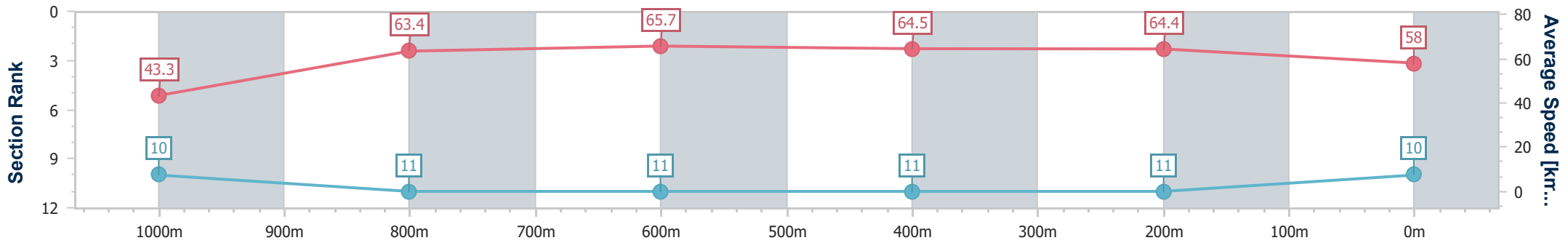


Mackay QLD Professional  
 Race 3: MANDY ATHERTON PROFESSIONALS BENCHMARK  
 70 Handicap - 1100m  
 26 July 2024 - 13:34



Track Rating: Good 4, Weather: Fine, Rail Position: True

Section	Overall	1000m	800m	600m	400m	200m
Section Times	1:05.70 [10] (0:08.35)	0:57.35 [10] (0:11.48)	0:45.87 [11] (0:11.06)	0:34.81 [11] (0:11.21)	0:23.60 [11] (0:11.23)	0:12.37 [11] (0:12.37)
Average Speed [km/h]	43.3	63.4	65.7	64.5	64.4	58.0
Top Speed [km/h]	59.6	67.3	67.1	65.6	65.4	63.0
Avg. Dist. to Rail [m]	8.8	3.6	3.2	0.6	3.0	5.1
Avg. Stride Freq. [Hz]	2.1	2.3	2.4	2.4	2.4	2.3
Avg. Stride Length [m]	5.7	7.5	7.8	7.5	7.4	7.2



- [ ] Ranking at each section and finish
- .-.- No data available at this section
- NA No data available



Horse/Jockey Name	Bold Hunter
Final Rank	11
Fastest Section Time (Section)	0:07.76 (Overall)
Top Speed [km/h] (Section)	66.5 (800m)
Race State	Finished

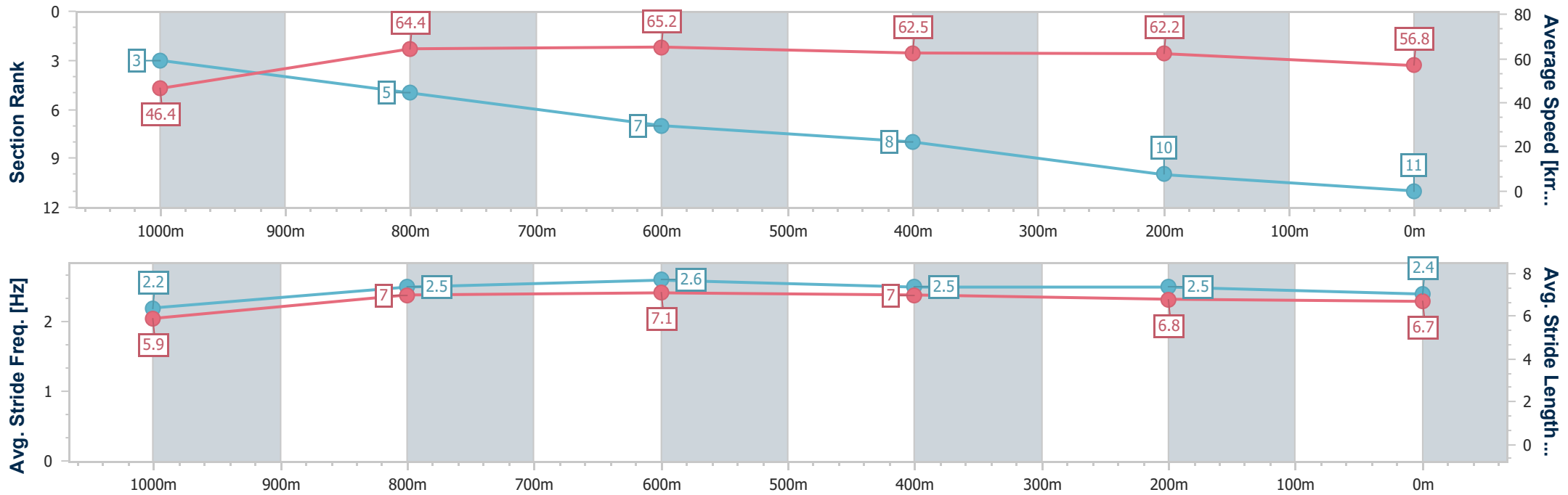


Mackay QLD Professional  
 Race 3: MANDY ATHERTON PROFESSIONALS BENCHMARK  
 70 Handicap - 1100m  
 26 July 2024 - 13:34



Track Rating: Good 4, Weather: Fine, Rail Position: True

Section	Overall	1000m	800m	600m	400m	200m
Section Times	1:05.81 [11] (0:07.76)	0:58.05 [3] (0:11.30)	0:46.75 [5] (0:11.15)	0:35.60 [7] (0:11.37)	0:24.23 [8] (0:11.54)	0:12.69 [10] (0:12.69)
Average Speed [km/h]	46.4	64.4	65.2	62.5	62.2	56.8
Top Speed [km/h]	63.8	65.9	66.5	63.7	63.1	61.3
Avg. Dist. to Rail [m]	5.9	2.9	3.3	1.1	1.7	2.9
Avg. Stride Freq. [Hz]	2.2	2.5	2.6	2.5	2.5	2.4
Avg. Stride Length [m]	5.9	7.0	7.1	7.0	6.8	6.7



- [ ] Ranking at each section and finish
- .-.- No data available at this section
- NA No data available