

Track Rating: Good 4, Weather: Fine, Rail Position: True

Section													Last 600m	
Field Times		Overall	1000m	800m	600m	400m	200m						0:35.16	
		1:10.97 (0:13.37)	0:57.60 (0:11.02)	0:46.58 (0:11.42)	0:35.16 (0:11.58)	0:23.58 (0:11.69)	0:11.89 (0:11.89)							
Rank	TAB	Horse/Jockey	Barrier	Top Speed [km/h]	Fastest Section							Margin	Distance Travelled [m]	
1	2	DANCE WIZZARD Ryan Maloney	7	68.1 1000m	0:10.97 1000m	1:10.97 [1] (0:13.62)	0:57.35 [2] (0:10.97)	0:46.38 [2] (0:11.41)	0:34.97 [2] (0:11.55)	0:23.42 [2] (0:11.67)	0:11.75 [2] (0:11.75)	1:10.97	0:34.97	
2	12	MORGANITE Emily Lang	9	70.5 Overall	0:11.02 1000m	1:11.11 [2] (0:13.37)	0:57.74 [1] (0:11.02)	0:46.72 [1] (0:11.42)	0:35.30 [1] (0:11.58)	0:23.72 [1] (0:11.69)	0:12.03 [1] (0:12.03)	0.82L	0:35.30	-1
3	14	WINNING EDITION Jag Guthmann-Chester	8	70.2 1000m	0:10.87 1000m	1:11.18 [3] (0:13.79)	0:57.39 [3] (0:10.87)	0:46.52 [3] (0:11.47)	0:35.05 [3] (0:11.45)	0:23.60 [3] (0:11.66)	0:11.94 [3] (0:11.94)	1.24L	0:35.05	+2
4	4	NO BRAKES James Orman	12	66.1 1000m	0:11.08 1000m	1:11.22 [4] (0:14.57)	0:56.65 [10] (0:11.08)	0:45.57 [10] (0:11.15)	0:34.42 [9] (0:11.43)	0:22.99 [10] (0:11.45)	0:11.54 [10] (0:11.54)	1.43L	0:34.42	-1
5	1	CASH LANDING Angela Jones	6	69.1 Overall	0:10.96 1000m	1:11.26 [5] (0:13.93)	0:57.33 [5] (0:10.96)	0:46.37 [5] (0:11.45)	0:34.92 [5] (0:11.48)	0:23.44 [5] (0:11.67)	0:11.77 [8] (0:11.77)	1.67L	0:34.92	-2
6	15	SHEKINAH Anthony Allen	4	67.8 1000m	0:10.93 1000m	1:11.26 [6] (0:13.86)	0:57.40 [4] (0:10.93)	0:46.47 [4] (0:11.50)	0:34.97 [4] (0:11.38)	0:23.59 [4] (0:11.69)	0:11.90 [4] (0:11.90)	1.71L	0:34.97	-5
7	13	QUEEN OF DARK Cejay Graham	1	67.9 Overall	0:10.86 1000m	1:11.32 [7] (0:14.11)	0:57.21 [7] (0:10.86)	0:46.35 [6] (0:11.54)	0:34.81 [8] (0:11.42)	0:23.39 [8] (0:11.52)	0:11.87 [5] (0:11.87)	2.04L	0:34.81	-5
8	7	ASSEMBLE Samantha Collett	2	66.7 1000m	0:10.95 1000m	1:11.34 [8] (0:14.08)	0:57.26 [6] (0:10.95)	0:46.31 [7] (0:11.39)	0:34.92 [6] (0:11.47)	0:23.45 [6] (0:11.56)	0:11.89 [6] (0:11.89)	2.16L	0:34.92	+2
9	9	GERALDINE'S WISH Kenji Yoshida	5	67.8 1000m	0:10.95 1000m	1:11.34 [9] (0:14.26)	0:57.08 [8] (0:10.95)	0:46.13 [8] (0:11.23)	0:34.90 [7] (0:11.49)	0:23.41 [7] (0:11.53)	0:11.88 [7] (0:11.88)	2.18L	0:34.90	+4
10	3	IT IS WHAT IT IS Boris Thornton	3	65.8 1000m	0:11.02 1000m	1:11.62 [10] (0:14.33)	0:57.29 [9] (0:11.02)	0:46.27 [9] (0:11.46)	0:34.81 [10] (0:11.33)	0:23.48 [9] (0:11.49)	0:11.99 [9] (0:11.99)	3.83L	0:34.81	-5

Scratched: Victory Melody (#6), Outta Beauty (#5), Iced Chocolate (#10), Bucks Fizz (#8), Mehretu (#11)



Horse/Jockey Name	Dance Wizzard
Final Rank	1
Fastest Section Time (Section)	0:10.97 (1000m)
Top Speed [km/h] (Section)	68.1 (1000m)
Race State	Finished



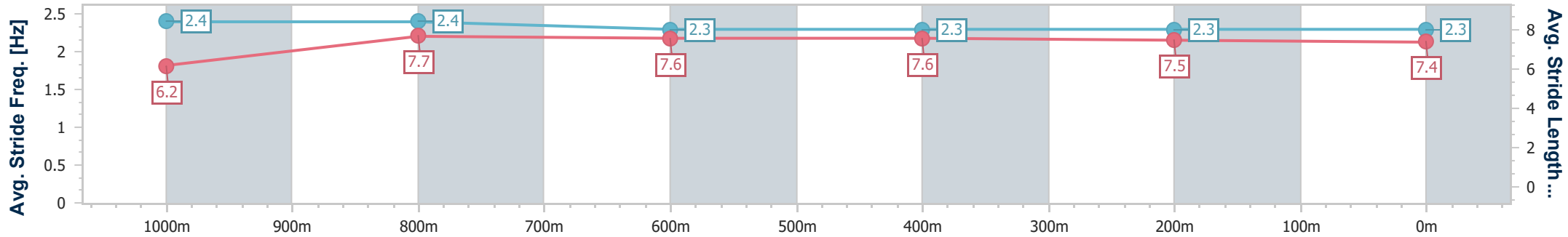
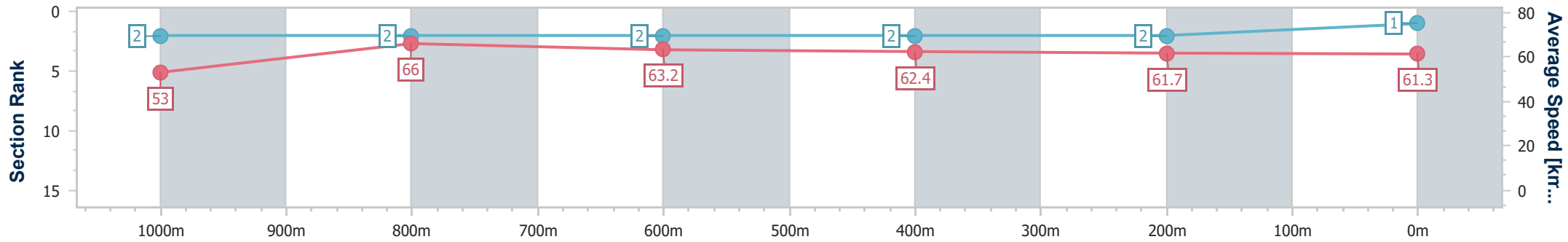
Ipswich QLD Professional
Race 2: THE LAWN SHED QTIS Three-Year-Old Maiden Plate - 1200m



24 July 2024 - 12:34

Track Rating: Good 4, Weather: Fine, Rail Position: True

Section	Overall	1000m	800m	600m	400m	200m
Section Times	1:10.97 [1] (0:13.62)	0:57.35 [2] (0:10.97)	0:46.38 [2] (0:11.41)	0:34.97 [2] (0:11.55)	0:23.42 [2] (0:11.67)	0:11.75 [2] (0:11.75)
Average Speed [km/h]	53.0	66.0	63.2	62.4	61.7	61.3
Top Speed [km/h]	67.7	68.1	64.1	62.9	63.2	63.2
Avg. Dist. to Rail [m]	5.8	1.5	0.9	0.6	0.3	0.6
Avg. Stride Freq. [Hz]	2.4	2.4	2.3	2.3	2.3	2.3
Avg. Stride Length [m]	6.2	7.7	7.6	7.6	7.5	7.4



- [] Ranking at each section and finish
- .-.- No data available at this section
- NA No data available



Horse/Jockey Name	Morganite
Final Rank	2
Fastest Section Time (Section)	0:11.02 (1000m)
Top Speed [km/h] (Section)	70.5 (Overall)
Race State	Finished



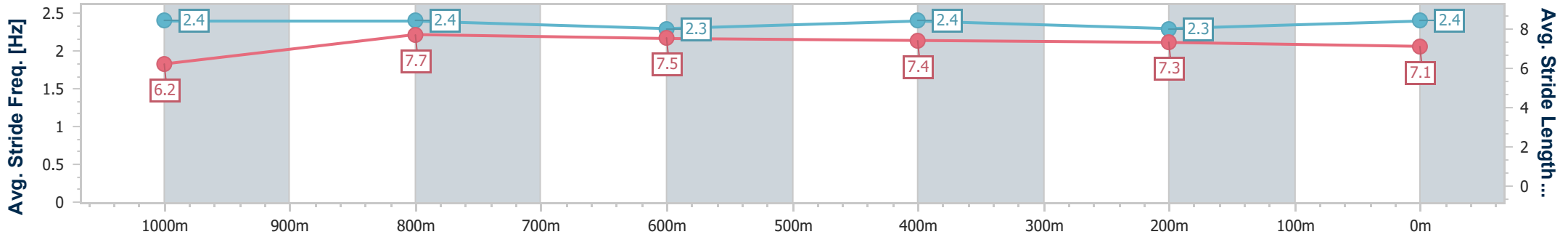
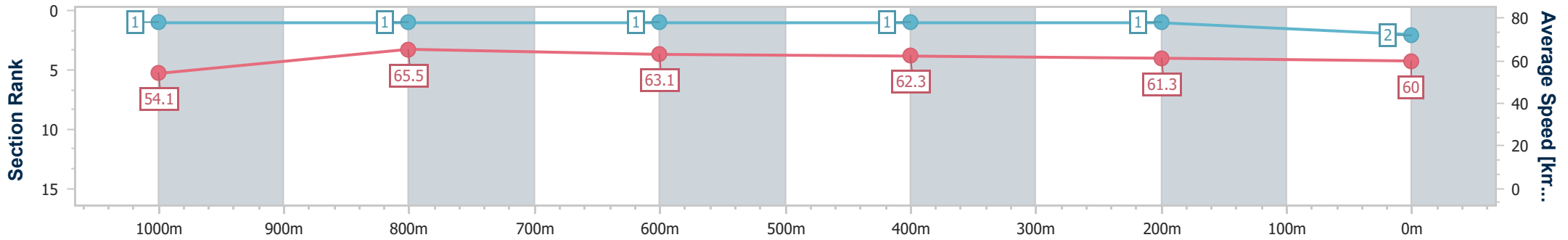
Ipswich QLD Professional
Race 2: THE LAWN SHED QTIS Three-Year-Old Maiden Plate - 1200m



24 July 2024 - 12:34

Track Rating: Good 4, Weather: Fine, Rail Position: True

Section	Overall	1000m	800m	600m	400m	200m
Section Times	1:11.11 [2] (0:13.37)	0:57.74 [1] (0:11.02)	0:46.72 [1] (0:11.42)	0:35.30 [1] (0:11.58)	0:23.72 [1] (0:11.69)	0:12.03 [1] (0:12.03)
Average Speed [km/h]	54.1	65.5	63.1	62.3	61.3	60.0
Top Speed [km/h]	70.5	69.0	64.0	62.6	62.8	62.6
Avg. Dist. to Rail [m]	7.9	0.8	0.2	0.6	0.2	0.4
Avg. Stride Freq. [Hz]	2.4	2.4	2.3	2.4	2.3	2.4
Avg. Stride Length [m]	6.2	7.7	7.5	7.4	7.3	7.1



- [] Ranking at each section and finish
- .-.- No data available at this section
- NA No data available



Horse/Jockey Name	Winning Edition
Final Rank	3
Fastest Section Time (Section)	0:10.87 (1000m)
Top Speed [km/h] (Section)	70.2 (1000m)
Race State	Finished



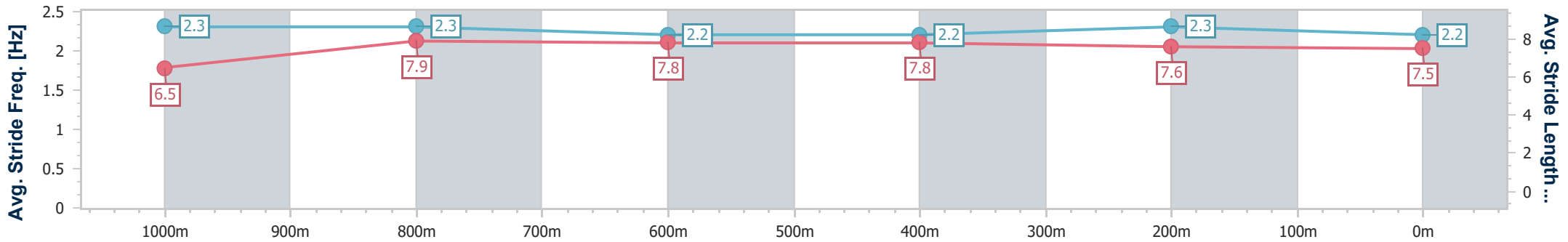
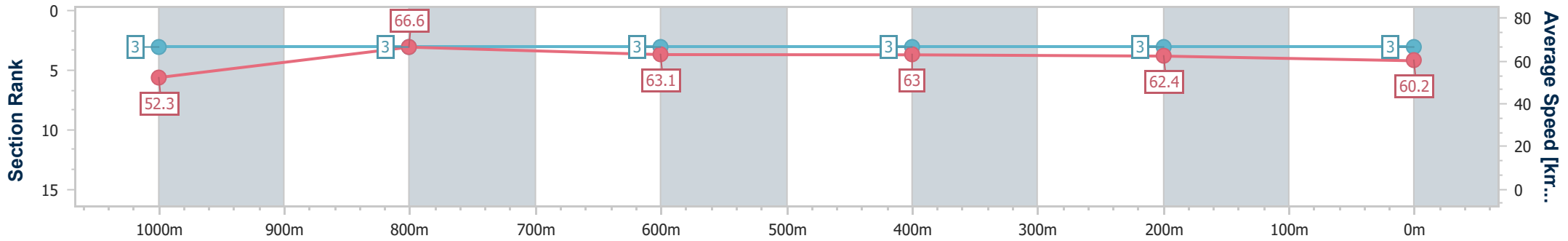
Ipswich QLD Professional
Race 2: THE LAWN SHED QTIS Three-Year-Old Maiden Plate - 1200m



24 July 2024 - 12:34

Track Rating: Good 4, Weather: Fine, Rail Position: True

Section	Overall	1000m	800m	600m	400m	200m
Section Times	1:11.18 [3] (0:13.79)	0:57.39 [3] (0:10.87)	0:46.52 [3] (0:11.47)	0:35.05 [3] (0:11.45)	0:23.60 [3] (0:11.66)	0:11.94 [3] (0:11.94)
Average Speed [km/h]	52.3	66.6	63.1	63.0	62.4	60.2
Top Speed [km/h]	69.9	70.2	64.9	63.9	62.8	62.6
Avg. Dist. to Rail [m]	7.0	2.1	1.5	0.9	1.7	1.7
Avg. Stride Freq. [Hz]	2.3	2.3	2.2	2.2	2.3	2.2
Avg. Stride Length [m]	6.5	7.9	7.8	7.8	7.6	7.5



- [] Ranking at each section and finish
- .-.- No data available at this section
- NA No data available



Horse/Jockey Name	No Brakes
Final Rank	4
Fastest Section Time (Section)	0:11.08 (1000m)
Top Speed [km/h] (Section)	66.1 (1000m)
Race State	Finished



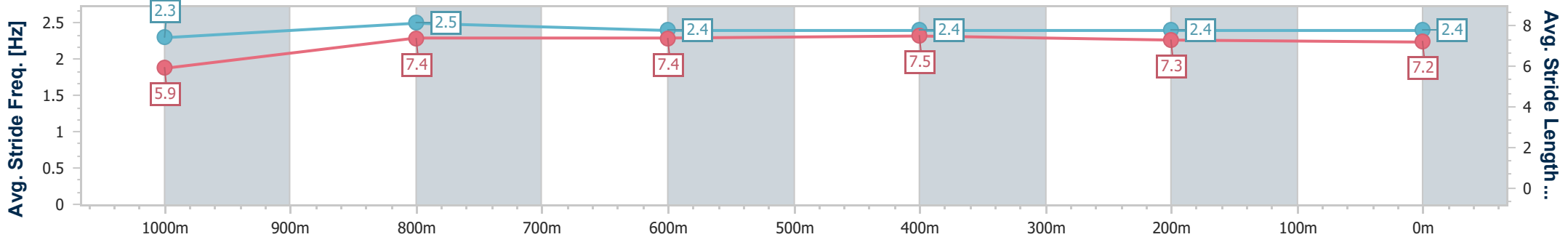
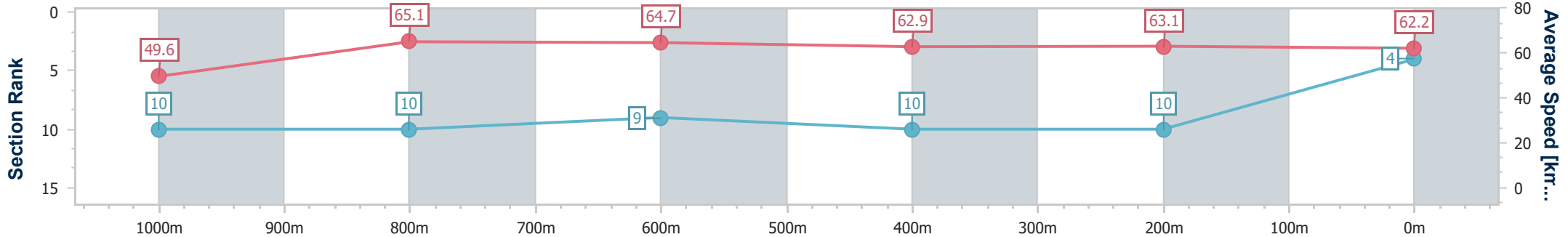
Ipswich QLD Professional
Race 2: THE LAWN SHED QTIS Three-Year-Old Maiden Plate - 1200m



24 July 2024 - 12:34

Track Rating: Good 4, Weather: Fine, Rail Position: True

Section	Overall	1000m	800m	600m	400m	200m
Section Times	1:11.22 [4] (0:14.57)	0:56.65 [10] (0:11.08)	0:45.57 [10] (0:11.15)	0:34.42 [9] (0:11.43)	0:22.99 [10] (0:11.45)	0:11.54 [10] (0:11.54)
Average Speed [km/h]	49.6	65.1	64.7	62.9	63.1	62.2
Top Speed [km/h]	65.4	66.1	65.9	64.1	64.1	64.8
Avg. Dist. to Rail [m]	8.1	1.7	0.2	0.2	2.3	6.6
Avg. Stride Freq. [Hz]	2.3	2.5	2.4	2.4	2.4	2.4
Avg. Stride Length [m]	5.9	7.4	7.4	7.5	7.3	7.2



- [] Ranking at each section and finish
- .-.- No data available at this section
- NA No data available



Horse/Jockey Name	Cash Landing
Final Rank	5
Fastest Section Time (Section)	0:10.96 (1000m)
Top Speed [km/h] (Section)	69.1 (Overall)
Race State	Finished



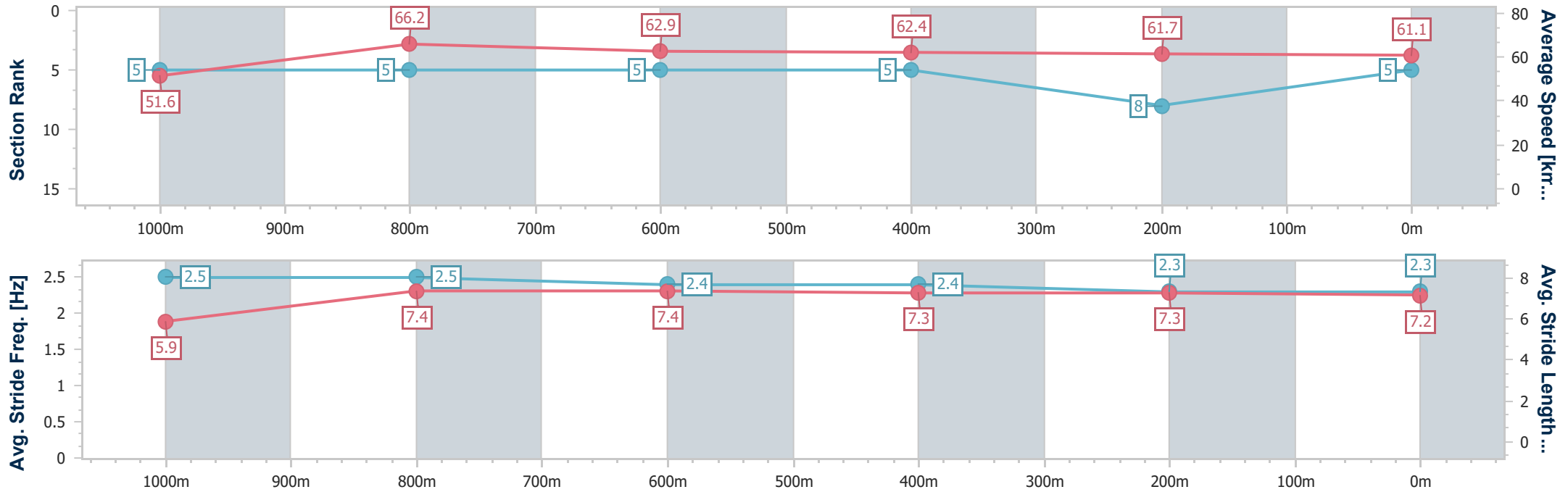
Ipswich QLD Professional
Race 2: THE LAWN SHED QTIS Three-Year-Old Maiden Plate - 1200m



24 July 2024 - 12:34

Track Rating: Good 4, Weather: Fine, Rail Position: True

Section	Overall	1000m	800m	600m	400m	200m
Section Times	1:11.26 [5] (0:13.93)	0:57.33 [5] (0:10.96)	0:46.37 [5] (0:11.45)	0:34.92 [5] (0:11.48)	0:23.44 [5] (0:11.67)	0:11.77 [8] (0:11.77)
Average Speed [km/h]	51.6	66.2	62.9	62.4	61.7	61.1
Top Speed [km/h]	69.1	68.0	63.2	63.5	62.4	62.1
Avg. Dist. to Rail [m]	5.6	1.8	0.5	0.7	0.5	2.6
Avg. Stride Freq. [Hz]	2.5	2.5	2.4	2.4	2.3	2.3
Avg. Stride Length [m]	5.9	7.4	7.4	7.3	7.3	7.2



- [] Ranking at each section and finish
- .-.- No data available at this section
- NA No data available



Horse/Jockey Name	Shekinah
Final Rank	6
Fastest Section Time (Section)	0:10.93 (1000m)
Top Speed [km/h] (Section)	67.8 (1000m)
Race State	Finished



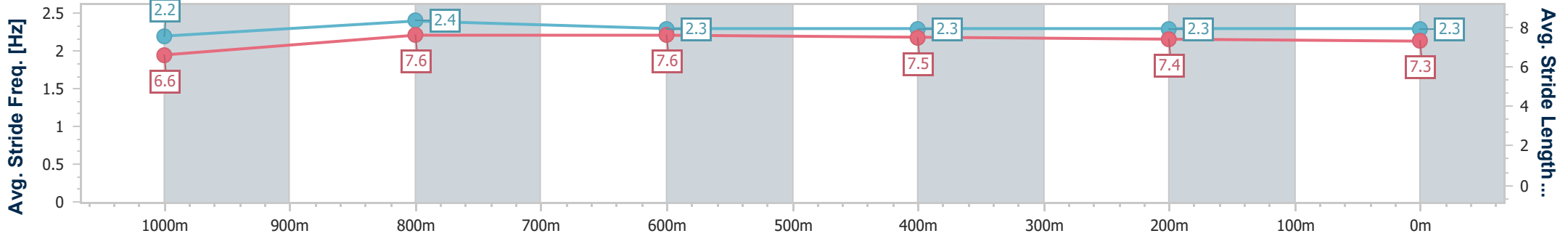
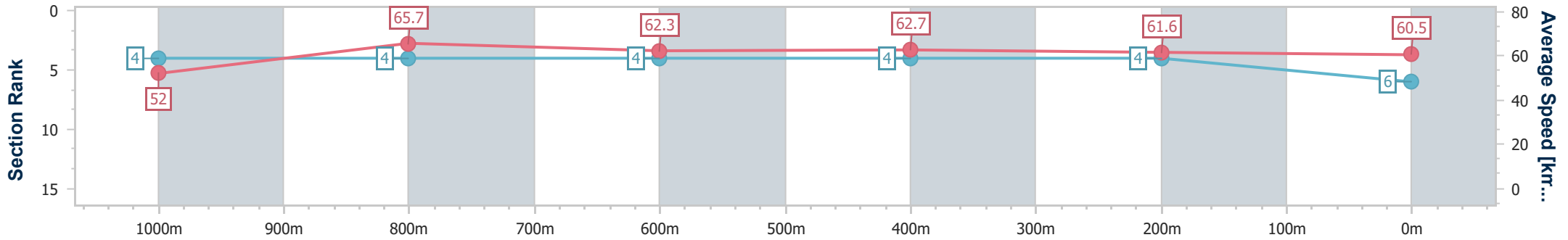
Ipswich QLD Professional
Race 2: THE LAWN SHED QTIS Three-Year-Old Maiden Plate - 1200m



24 July 2024 - 12:34

Track Rating: Good 4, Weather: Fine, Rail Position: True

Section	Overall	1000m	800m	600m	400m	200m
Section Times	1:11.26 [6] (0:13.86)	0:57.40 [4] (0:10.93)	0:46.47 [4] (0:11.50)	0:34.97 [4] (0:11.38)	0:23.59 [4] (0:11.69)	0:11.90 [4] (0:11.90)
Average Speed [km/h]	52.0	65.7	62.3	62.7	61.6	60.5
Top Speed [km/h]	67.0	67.8	63.6	63.4	62.7	60.9
Avg. Dist. to Rail [m]	3.6	0.3	1.3	1.8	0.6	1.1
Avg. Stride Freq. [Hz]	2.2	2.4	2.3	2.3	2.3	2.3
Avg. Stride Length [m]	6.6	7.6	7.6	7.5	7.4	7.3



- [] Ranking at each section and finish
- .-.- No data available at this section
- NA No data available



Horse/Jockey Name	Queen Of Dark
Final Rank	7
Fastest Section Time (Section)	0:10.86 (1000m)
Top Speed [km/h] (Section)	67.9 (Overall)
Race State	Finished



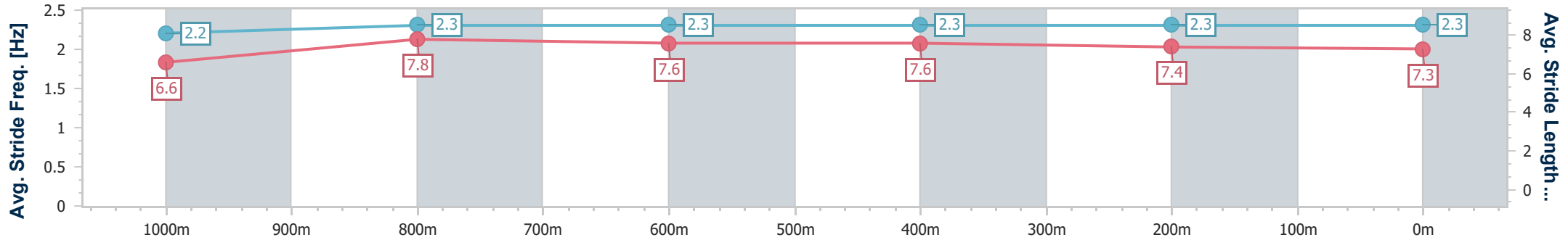
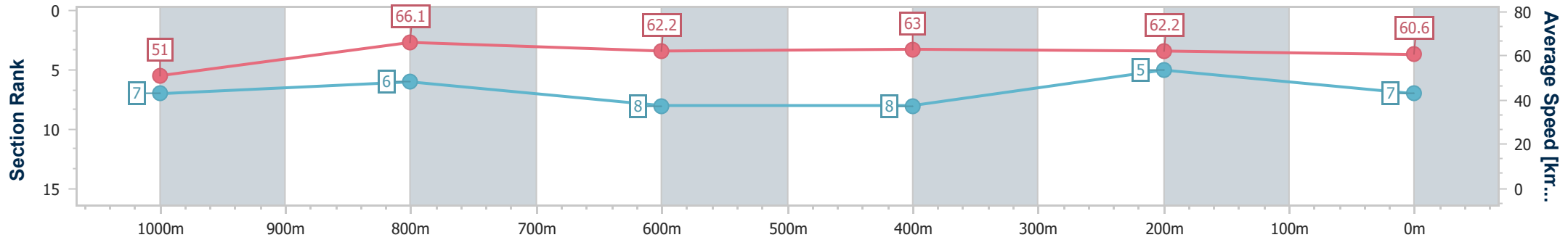
Ipswich QLD Professional
Race 2: THE LAWN SHED QTIS Three-Year-Old Maiden Plate - 1200m



24 July 2024 - 12:34

Track Rating: Good 4, Weather: Fine, Rail Position: True

Section	Overall	1000m	800m	600m	400m	200m
Section Times	1:11.32 [7] (0:14.11)	0:57.21 [7] (0:10.86)	0:46.35 [6] (0:11.54)	0:34.81 [8] (0:11.42)	0:23.39 [8] (0:11.52)	0:11.87 [5] (0:11.87)
Average Speed [km/h]	51.0	66.1	62.2	63.0	62.2	60.6
Top Speed [km/h]	67.9	67.9	63.2	63.9	62.9	61.7
Avg. Dist. to Rail [m]	1.0	0.7	0.9	0.7	1.2	1.0
Avg. Stride Freq. [Hz]	2.2	2.3	2.3	2.3	2.3	2.3
Avg. Stride Length [m]	6.6	7.8	7.6	7.6	7.4	7.3



- [] Ranking at each section and finish
- .-.- No data available at this section
- NA No data available



Horse/Jockey Name	Assemble
Final Rank	8
Fastest Section Time (Section)	0:10.95 (1000m)
Top Speed [km/h] (Section)	66.7 (1000m)
Race State	Finished



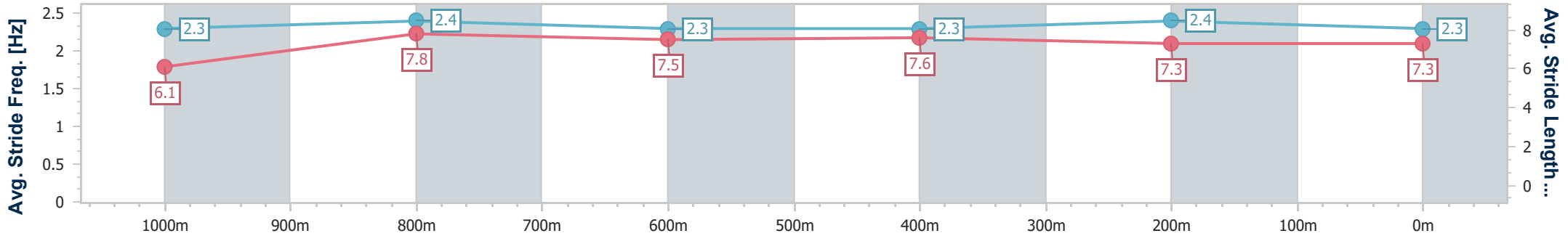
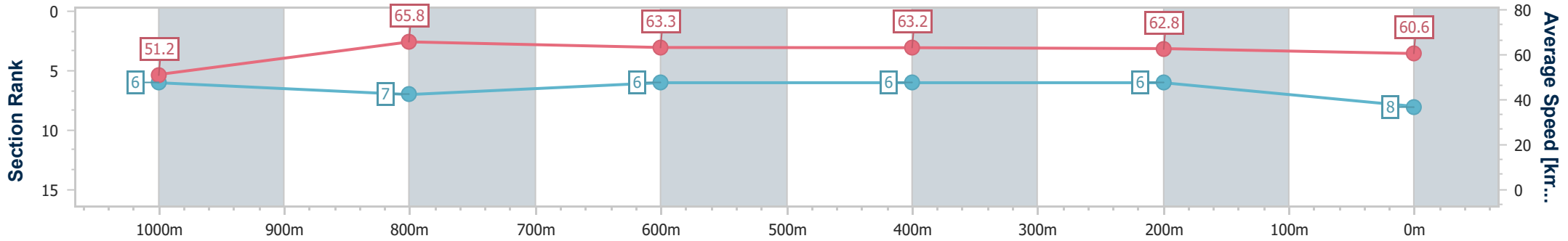
Ipswich QLD Professional
Race 2: THE LAWN SHED QTIS Three-Year-Old Maiden Plate - 1200m



24 July 2024 - 12:34

Track Rating: Good 4, Weather: Fine, Rail Position: True

Section	Overall	1000m	800m	600m	400m	200m
Section Times	1:11.34 [8] (0:14.08)	0:57.26 [6] (0:10.95)	0:46.31 [7] (0:11.39)	0:34.92 [6] (0:11.47)	0:23.45 [6] (0:11.56)	0:11.89 [6] (0:11.89)
Average Speed [km/h]	51.2	65.8	63.3	63.2	62.8	60.6
Top Speed [km/h]	66.6	66.7	65.3	63.9	64.4	62.2
Avg. Dist. to Rail [m]	2.5	0.6	0.3	0.9	2.9	4.3
Avg. Stride Freq. [Hz]	2.3	2.4	2.3	2.3	2.4	2.3
Avg. Stride Length [m]	6.1	7.8	7.5	7.6	7.3	7.3



- [] Ranking at each section and finish
- .-.- No data available at this section
- NA No data available



Horse/Jockey Name	Geraldine's Wish
Final Rank	9
Fastest Section Time (Section)	0:10.95 (1000m)
Top Speed [km/h] (Section)	67.8 (1000m)
Race State	Finished



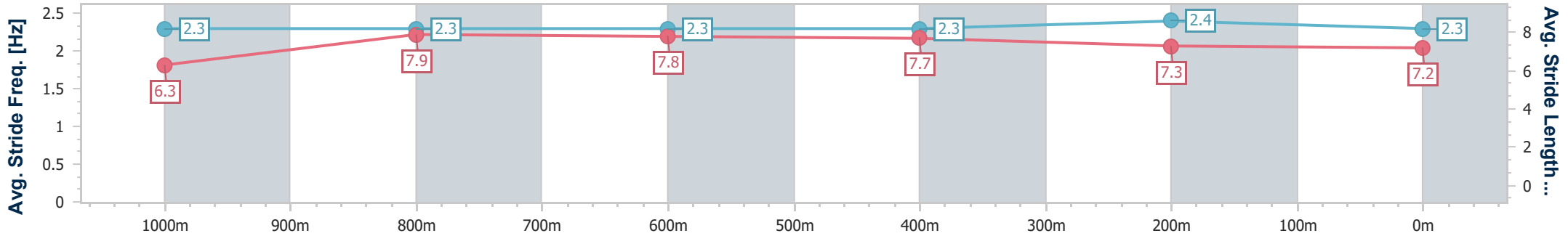
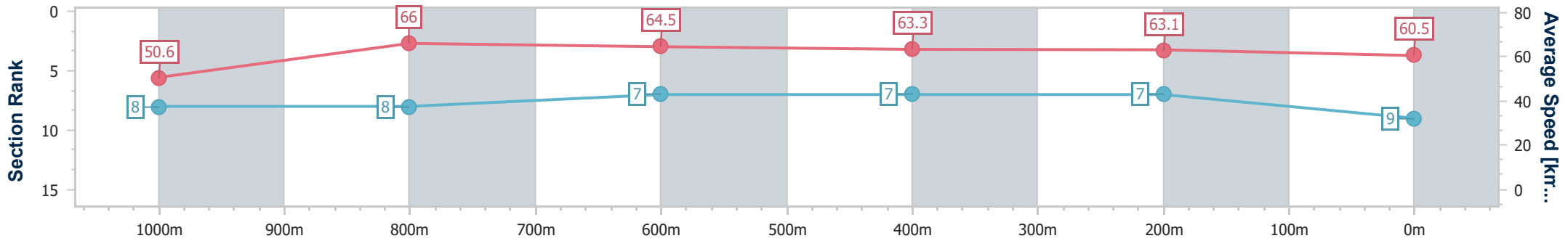
Ipswich QLD Professional
Race 2: THE LAWN SHED QTIS Three-Year-Old Maiden Plate - 1200m



24 July 2024 - 12:34

Track Rating: Good 4, Weather: Fine, Rail Position: True

Section	Overall	1000m	800m	600m	400m	200m
Section Times	1:11.34 [9] (0:14.26)	0:57.08 [8] (0:10.95)	0:46.13 [8] (0:11.23)	0:34.90 [7] (0:11.49)	0:23.41 [7] (0:11.53)	0:11.88 [7] (0:11.88)
Average Speed [km/h]	50.6	66.0	64.5	63.3	63.1	60.5
Top Speed [km/h]	67.3	67.8	65.6	64.4	64.7	62.0
Avg. Dist. to Rail [m]	4.8	1.9	1.6	2.0	3.7	5.4
Avg. Stride Freq. [Hz]	2.3	2.3	2.3	2.3	2.4	2.3
Avg. Stride Length [m]	6.3	7.9	7.8	7.7	7.3	7.2



- [] Ranking at each section and finish
- .-.- No data available at this section
- NA No data available



Horse/Jockey Name	It Is What It Is
Final Rank	10
Fastest Section Time (Section)	0:11.02 (1000m)
Top Speed [km/h] (Section)	65.8 (1000m)
Race State	Finished



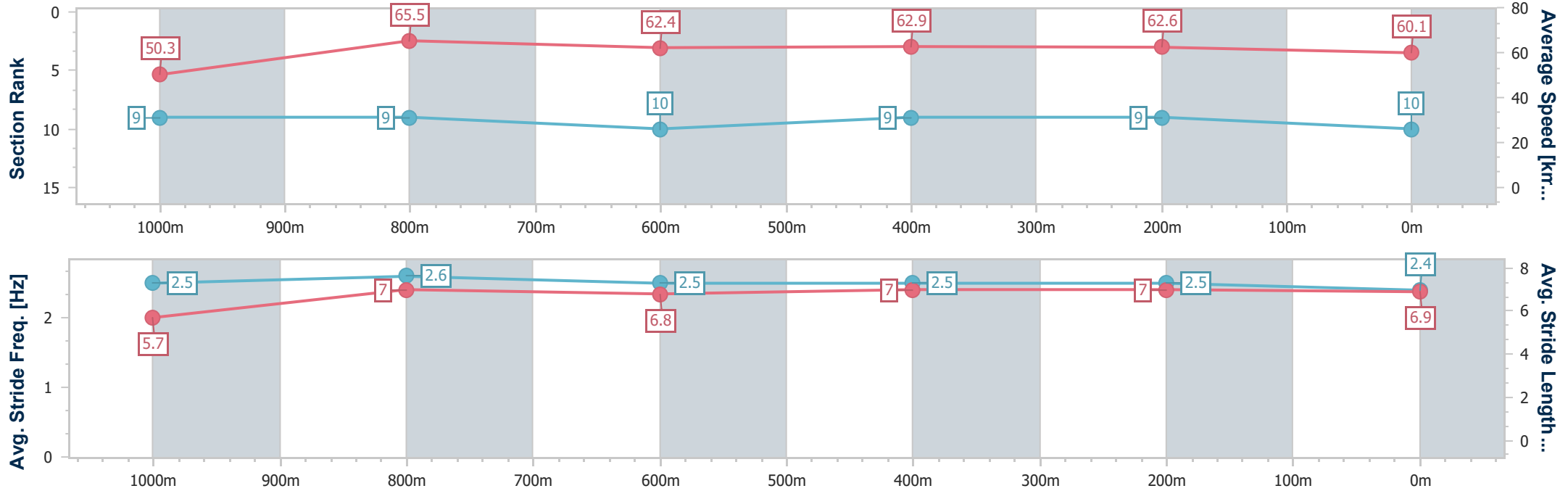
Ipswich QLD Professional
Race 2: THE LAWN SHED QTIS Three-Year-Old Maiden Plate - 1200m



24 July 2024 - 12:34

Track Rating: Good 4, Weather: Fine, Rail Position: True

Section	Overall	1000m	800m	600m	400m	200m
Section Times	1:11.62 [10] (0:14.33)	0:57.29 [9] (0:11.02)	0:46.27 [9] (0:11.46)	0:34.81 [10] (0:11.33)	0:23.48 [9] (0:11.49)	0:11.99 [9] (0:11.99)
Average Speed [km/h]	50.3	65.5	62.4	62.9	62.6	60.1
Top Speed [km/h]	65.7	65.8	64.6	63.5	63.5	61.8
Avg. Dist. to Rail [m]	3.3	0.4	1.3	1.8	1.0	3.3
Avg. Stride Freq. [Hz]	2.5	2.6	2.5	2.5	2.5	2.4
Avg. Stride Length [m]	5.7	7.0	6.8	7.0	7.0	6.9



- [] Ranking at each section and finish
- .-.- No data available at this section
- NA No data available