



Ipswich QLD Professional

Race 1: PRECINCT URBAN PLANNING QTIS Two-Year-Old Maiden Plate - 1350m

24 July 2024 - 12:00



Track Rating: Good 4, Weather: Fine, Rail Position: True

Section												Last 600m	
Field Times												0:36.16	
					Overall	1200m	1000m	800m	600m	400m			
					1:21.48 (0:11.50)	1:09.98 (0:11.03)	0:58.95 (0:11.21)	0:47.74 (0:11.58)	0:36.16 (0:11.93)	0:24.23 (0:12.01)			
Rank	TAB	Horse/Jockey	Barrier	Top Speed [km/h]	Fastest Section							Distance Travelled [m]	
1	8	MISTER BIANCO Ryan Maloney	8	67.1 1200m	0:11.07 1200m	1:21.48 [1] (0:11.83)	1:09.65 [6] (0:11.07)	0:58.58 [6] (0:11.47)	0:47.11 [6] (0:11.50)	0:35.61 [6] (0:11.80)	0:23.81 [5] (0:11.73)	0:35.61	
2	10	UNEGA WAHY'A Marnu Potgieter	4	66.5 1200m	0:10.98 1200m	1:21.57 [2] (0:11.64)	1:09.93 [3] (0:10.98)	0:58.95 [2] (0:11.32)	0:47.63 [3] (0:11.59)	0:36.04 [3] (0:11.85)	0:24.19 [3] (0:11.90)	0:36.04	-4
3	11	VANGUARD LEGEND Jag Guthmann-Chester	12	66.6 1200m	0:11.15 1200m	1:21.68 [3] (0:11.93)	1:09.75 [8] (0:11.15)	0:58.60 [8] (0:11.44)	0:47.16 [8] (0:11.44)	0:35.72 [7] (0:11.85)	0:23.87 [6] (0:11.76)	0:35.72	+0
4	1	ALPINE RAIDER Madeleine Wishart	3	66.1 1200m	0:11.04 1200m	1:21.72 [4] (0:11.62)	1:10.10 [2] (0:11.04)	0:59.06 [3] (0:11.32)	0:47.74 [4] (0:11.66)	0:36.08 [4] (0:11.95)	0:24.13 [4] (0:11.88)	0:36.08	-2
5	14	SPIRITED Tahlia Fenlon	6	67.3 1000m	0:10.91 1200m	1:21.94 [5] (0:11.76)	1:10.18 [4] (0:10.91)	0:59.27 [4] (0:11.13)	0:48.14 [2] (0:11.66)	0:36.48 [2] (0:11.88)	0:24.60 [2] (0:11.93)	0:36.48	+0
6	13	SODAMCUTE Andrew Mallyon	2	65.9 1200m	0:11.03 1200m	1:21.96 [6] (0:11.50)	1:10.46 [1] (0:11.03)	0:59.43 [1] (0:11.21)	0:48.22 [1] (0:11.58)	0:36.64 [1] (0:11.93)	0:24.71 [1] (0:12.01)	0:36.64	-5
7	12	LADY BOSSA NOVA Kenji Yoshida	5	66.5 1200m	0:11.00 1200m	1:21.97 [7] (0:11.88)	1:10.09 [7] (0:11.00)	0:59.09 [5] (0:11.39)	0:47.70 [5] (0:11.52)	0:36.18 [5] (0:12.07)	0:24.11 [7] (0:11.82)	0:36.18	-7
8	3	DESERT LEGEND Boris Thornton	10	66.0 1200m	0:11.27 1200m	1:22.02 [8] (0:11.81)	1:10.21 [5] (0:11.27)	0:58.94 [7] (0:11.43)	0:47.51 [7] (0:11.53)	0:35.98 [8] (0:12.01)	0:23.97 [8] (0:11.70)	0:35.98	-3
9	16	MRS KAJUDO Cejay Graham	11	65.7 1200m	0:11.22 1200m	1:22.50 [9] (0:12.17)	1:10.33 [9] (0:11.22)	0:59.11 [9] (0:11.45)	0:47.66 [9] (0:11.44)	0:36.22 [9] (0:11.83)	0:24.39 [9] (0:12.09)	0:36.22	+2
10	7	MINGARDOS Samantha Collett	9	65.8 1200m	0:11.17 1200m	1:22.66 [10] (0:12.25)	1:10.41 [10] (0:11.17)	0:59.24 [10] (0:11.52)	0:47.72 [10] (0:11.45)	0:36.27 [10] (0:12.10)	0:24.17 [10] (0:12.12)	0:36.27	-3

Scratched: Enterprise Valour (#4), Fratianno (#5), Hurricane Rosie (#15), Belmont Park (#2), He's A Saint (#6), Pride Of Savabella (#9)

Report Created: Wed 24 July 2024 12:52 GMT+10 (Note: Timing is based on position data)

Page 1/12

[] Ranking at each section and finish
 -:-:- No data available at this section
 NA No data available

SCN Saddle cloth number
 DNF Did not finish
 DNT Did not track

data processed by TRIPLESDATA



Ipswich QLD Professional
Race 1: PRECINCT URBAN PLANNING QTIS Two-Year-Old Maiden Plate
- 1350m
24 July 2024 - 12:00



Track Rating: Good 4, Weather: Fine, Rail Position: True

Section				200m				Last 600m	
Field Times				0:12.22 (0:12.22)				0:36.16	
Rank	TAB	Horse/Jockey	Barrier	Top Speed [km/h]	Fastest Section	Margin			Distance Travelled [m]
1	8	MISTER BIANCO Ryan Maloney	8	67.1 1200m	0:11.07 1200m	0:12.08 [4] (0:12.08)	1:21.48		0:35.61
2	10	UNEGA WAHY'A Marnu Potgieter	4	66.5 1200m	0:10.98 1200m	0:12.29 [3] (0:12.29)	0.49L		0:36.04 -4
3	11	VANGUARD LEGEND Jag Guthmann-Chester	12	66.6 1200m	0:11.15 1200m	0:12.11 [6] (0:12.11)	1.15L		0:35.72 +0
4	1	ALPINE RAIDER Madeleine Wishart	3	66.1 1200m	0:11.04 1200m	0:12.25 [5] (0:12.25)	1.41L		0:36.08 -2
5	14	SPIRITED Tahlia Fenlon	6	67.3 1000m	0:10.91 1200m	0:12.67 [2] (0:12.67)	2.69L		0:36.48 +0
6	13	SODAMCUTE Andrew Mallyon	2	65.9 1200m	0:11.03 1200m	0:12.70 [1] (0:12.70)	2.8L		0:36.64 -5
7	12	LADY BOSSA NOVA Kenji Yoshida	5	66.5 1200m	0:11.00 1200m	0:12.29 [7] (0:12.29)	2.85L		0:36.18 -7
8	3	DESERT LEGEND Boris Thornton	10	66.0 1200m	0:11.27 1200m	0:12.27 [8] (0:12.27)	3.17L		0:35.98 -3
9	16	MRS KAJUDO Cejay Graham	11	65.7 1200m	0:11.22 1200m	0:12.30 [9] (0:12.30)	6L		0:36.22 +2
10	7	MINGARDOS Samantha Collett	9	65.8 1200m	0:11.17 1200m	0:12.05 [10] (0:12.05)	6.9L		0:36.27 -3

Scratched: Enterprise Valour (#4), Fratianno (#5), Hurricane Rosie (#15), Belmont Park (#2), He's A Saint (#6), Pride Of Savabella (#9)

[] Ranking at each section and finish
 -:-:- No data available at this section
 NA No data available

SCN Saddle cloth number
 DNF Did not finish
 DNT Did not track



Horse/Jockey Name	Mister Bianco
Final Rank	1
Fastest Section Time (Section)	0:11.07 (1200m)
Top Speed [km/h] (Section)	67.1 (1200m)
Race State	Finished

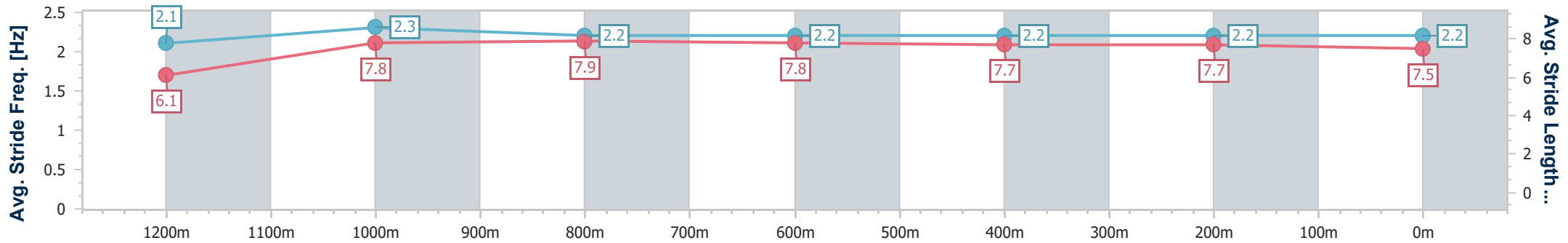
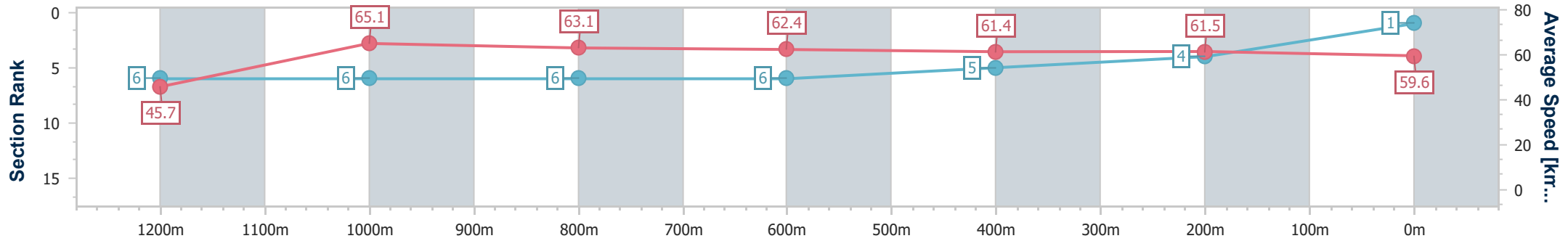


Ipswich QLD Professional
 Race 1: PRECINCT URBAN PLANNING QTIS Two-Year-Old
 Maiden Plate - 1350m
 24 July 2024 - 12:00



Track Rating: Good 4, Weather: Fine, Rail Position: True

Section	Overall	1200m	1000m	800m	600m	400m	200m
Section Times	1:21.48 [1] (0:11.83)	1:09.65 [6] (0:11.07)	0:58.58 [6] (0:11.47)	0:47.11 [6] (0:11.50)	0:35.61 [6] (0:11.80)	0:23.81 [5] (0:11.73)	0:12.08 [4] (0:12.08)
Average Speed [km/h]	45.7	65.1	63.1	62.4	61.4	61.5	59.6
Top Speed [km/h]	61.4	67.1	64.0	64.1	62.6	62.6	61.7
Avg. Dist. to Rail [m]	5.4	2.6	1.0	0.5	0.4	1.8	2.8
Avg. Stride Freq. [Hz]	2.1	2.3	2.2	2.2	2.2	2.2	2.2
Avg. Stride Length [m]	6.1	7.8	7.9	7.8	7.7	7.7	7.5



- [] Ranking at each section and finish
- .-.- No data available at this section
- NA No data available



Horse/Jockey Name	Unega Wahy'a
Final Rank	2
Fastest Section Time (Section)	0:10.98 (1200m)
Top Speed [km/h] (Section)	66.5 (1200m)
Race State	Finished

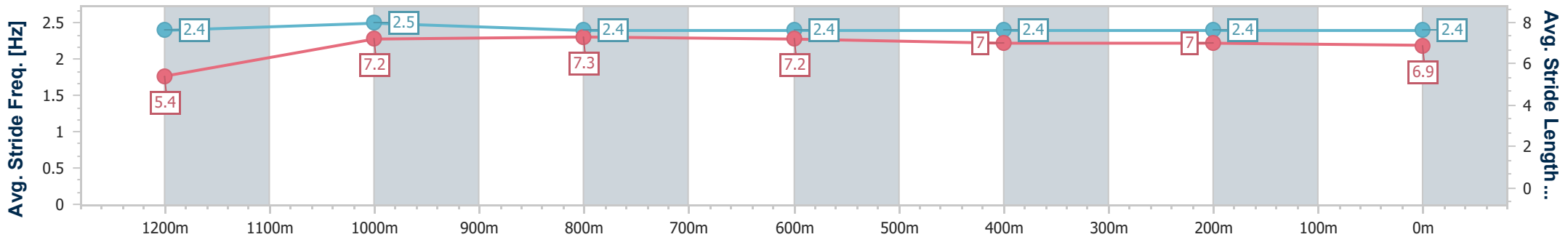
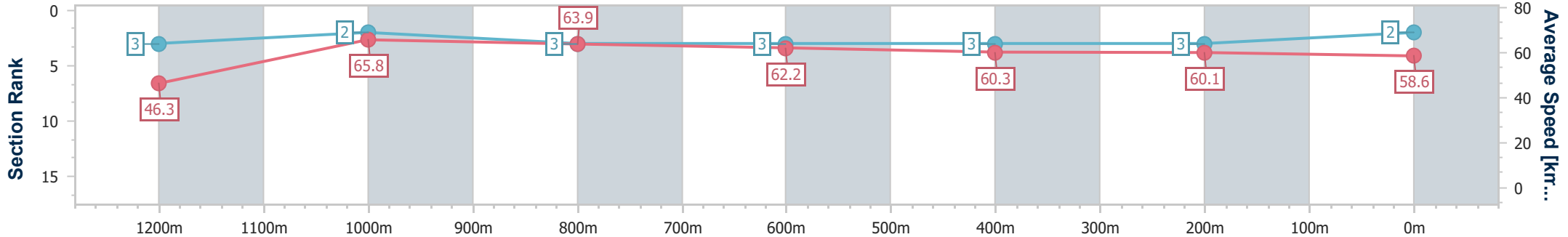


Ipswich QLD Professional
 Race 1: PRECINCT URBAN PLANNING QTIS Two-Year-Old
 Maiden Plate - 1350m
 24 July 2024 - 12:00



Track Rating: Good 4, Weather: Fine, Rail Position: True

Section	Overall	1200m	1000m	800m	600m	400m	200m
Section Times	1:21.57 [2] (0:11.64)	1:09.93 [3] (0:10.98)	0:58.95 [2] (0:11.32)	0:47.63 [3] (0:11.59)	0:36.04 [3] (0:11.85)	0:24.19 [3] (0:11.90)	0:12.29 [3] (0:12.29)
Average Speed [km/h]	46.3	65.8	63.9	62.2	60.3	60.1	58.6
Top Speed [km/h]	64.7	66.5	65.3	63.4	61.7	61.1	60.1
Avg. Dist. to Rail [m]	2.2	2.8	1.9	0.8	1.4	1.0	1.2
Avg. Stride Freq. [Hz]	2.4	2.5	2.4	2.4	2.4	2.4	2.4
Avg. Stride Length [m]	5.4	7.2	7.3	7.2	7.0	7.0	6.9



- [] Ranking at each section and finish
- .-.- No data available at this section
- NA No data available



Horse/Jockey Name	Vanguard Legend
Final Rank	3
Fastest Section Time (Section)	0:11.15 (1200m)
Top Speed [km/h] (Section)	66.6 (1200m)
Race State	Finished

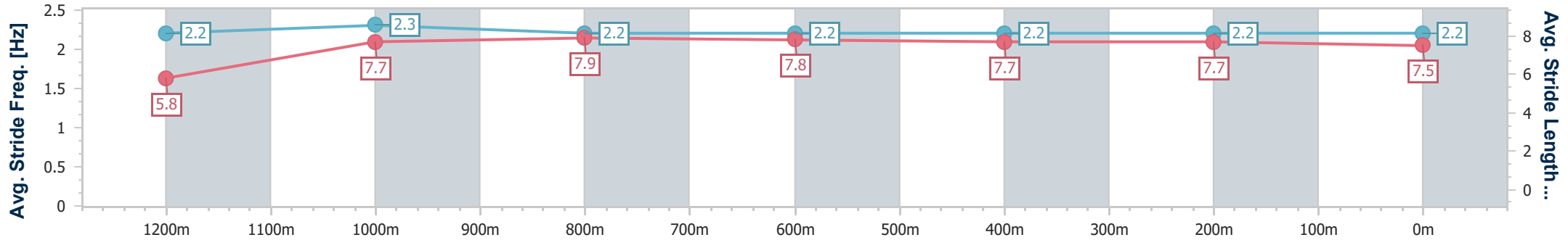
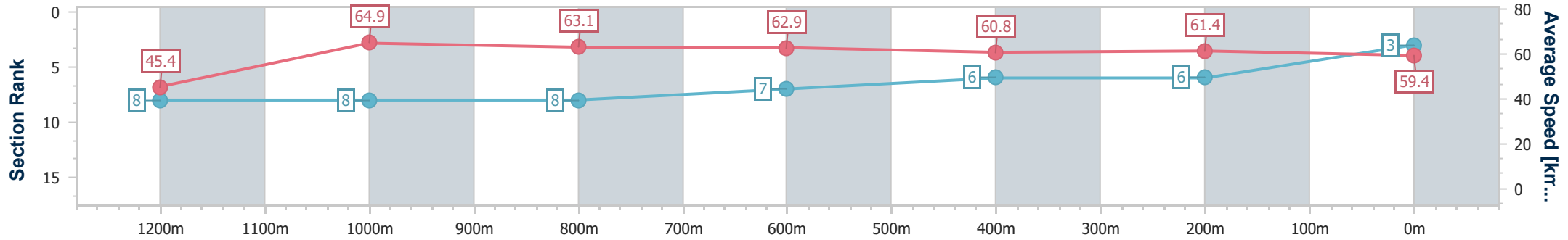


Ipswich QLD Professional
 Race 1: PRECINCT URBAN PLANNING QTIS Two-Year-Old
 Maiden Plate - 1350m
 24 July 2024 - 12:00



Track Rating: Good 4, Weather: Fine, Rail Position: True

Section	Overall	1200m	1000m	800m	600m	400m	200m
Section Times	1:21.68 [3] (0:11.93)	1:09.75 [8] (0:11.15)	0:58.60 [8] (0:11.44)	0:47.16 [8] (0:11.44)	0:35.72 [7] (0:11.85)	0:23.87 [6] (0:11.76)	0:12.11 [6] (0:12.11)
Average Speed [km/h]	45.4	64.9	63.1	62.9	60.8	61.4	59.4
Top Speed [km/h]	62.3	66.6	65.1	63.9	61.5	62.7	60.7
Avg. Dist. to Rail [m]	9.0	4.6	1.7	0.5	0.2	1.7	4.0
Avg. Stride Freq. [Hz]	2.2	2.3	2.2	2.2	2.2	2.2	2.2
Avg. Stride Length [m]	5.8	7.7	7.9	7.8	7.7	7.7	7.5



- [] Ranking at each section and finish
- .-.- No data available at this section
- NA No data available



Horse/Jockey Name	Alpine Raider
Final Rank	4
Fastest Section Time (Section)	0:11.04 (1200m)
Top Speed [km/h] (Section)	66.1 (1200m)
Race State	Finished

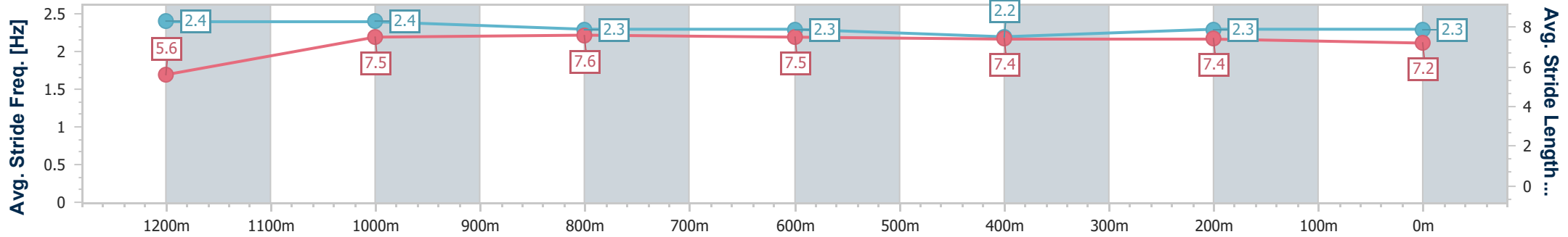
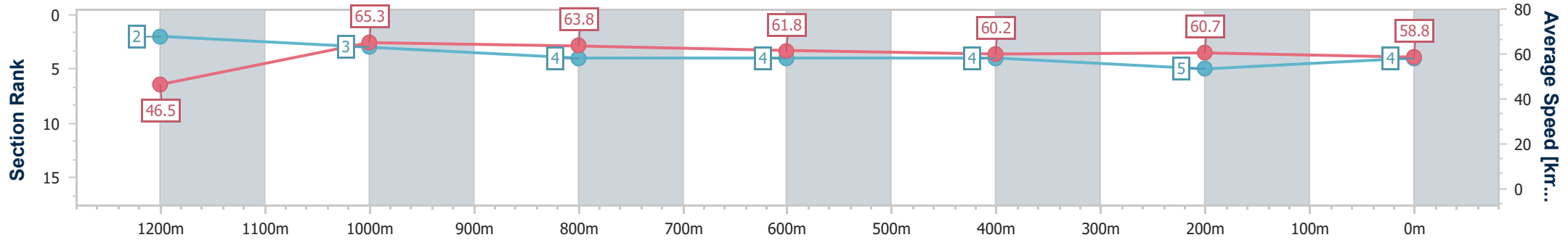


Ipswich QLD Professional
 Race 1: PRECINCT URBAN PLANNING QTIS Two-Year-Old
 Maiden Plate - 1350m
 24 July 2024 - 12:00



Track Rating: Good 4, Weather: Fine, Rail Position: True

Section	Overall	1200m	1000m	800m	600m	400m	200m
Section Times	1:21.72 [4] (0:11.62)	1:10.10 [2] (0:11.04)	0:59.06 [3] (0:11.32)	0:47.74 [4] (0:11.66)	0:36.08 [4] (0:11.95)	0:24.13 [4] (0:11.88)	0:12.25 [5] (0:12.25)
Average Speed [km/h]	46.5	65.3	63.8	61.8	60.2	60.7	58.8
Top Speed [km/h]	64.8	66.1	64.8	62.5	61.3	62.3	59.7
Avg. Dist. to Rail [m]	2.3	2.4	1.1	0.5	0.1	0.2	0.5
Avg. Stride Freq. [Hz]	2.4	2.4	2.3	2.3	2.2	2.3	2.3
Avg. Stride Length [m]	5.6	7.5	7.6	7.5	7.4	7.4	7.2



- [] Ranking at each section and finish
- .-.- No data available at this section
- NA No data available



Horse/Jockey Name	Spirited
Final Rank	5
Fastest Section Time (Section)	0:10.91 (1200m)
Top Speed [km/h] (Section)	67.3 (1000m)
Race State	Finished

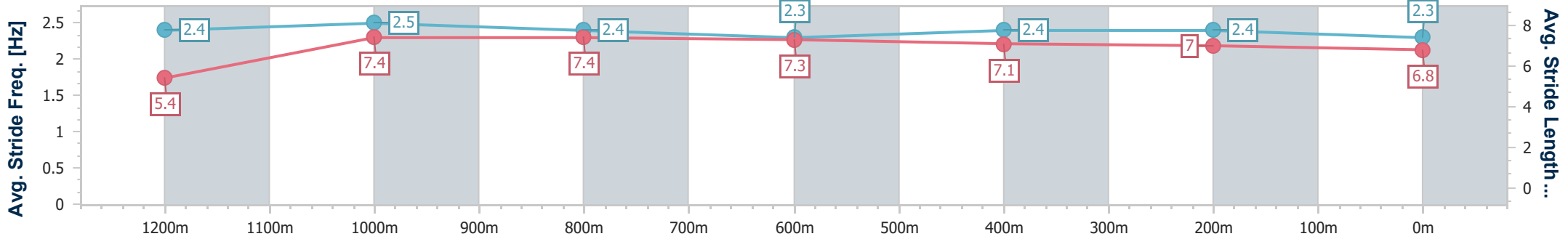
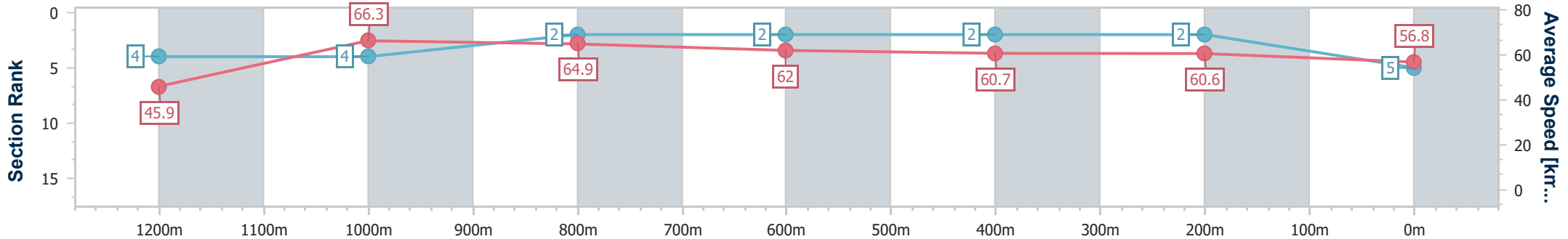


Ipswich QLD Professional
 Race 1: PRECINCT URBAN PLANNING QTIS Two-Year-Old
 Maiden Plate - 1350m
 24 July 2024 - 12:00



Track Rating: Good 4, Weather: Fine, Rail Position: True

Section	Overall	1200m	1000m	800m	600m	400m	200m
Section Times	1:21.94 [5] (0:11.76)	1:10.18 [4] (0:10.91)	0:59.27 [4] (0:11.13)	0:48.14 [2] (0:11.66)	0:36.48 [2] (0:11.88)	0:24.60 [2] (0:11.93)	0:12.67 [2] (0:12.67)
Average Speed [km/h]	45.9	66.3	64.9	62.0	60.7	60.6	56.8
Top Speed [km/h]	64.7	67.0	67.3	63.3	61.7	61.7	59.9
Avg. Dist. to Rail [m]	4.5	4.1	1.8	1.1	0.7	1.0	1.5
Avg. Stride Freq. [Hz]	2.4	2.5	2.4	2.3	2.4	2.4	2.3
Avg. Stride Length [m]	5.4	7.4	7.4	7.3	7.1	7.0	6.8



- [] Ranking at each section and finish
- .-.- No data available at this section
- NA No data available



Horse/Jockey Name	Sodamcute
Final Rank	6
Fastest Section Time (Section)	0:11.03 (1200m)
Top Speed [km/h] (Section)	65.9 (1200m)
Race State	Finished

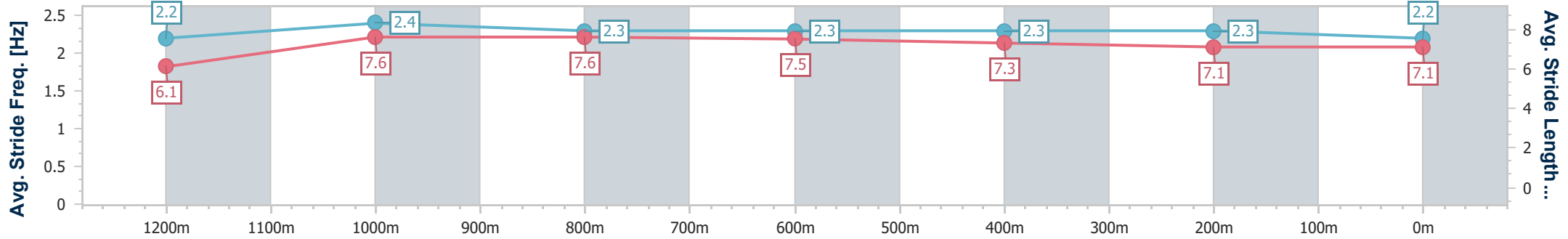
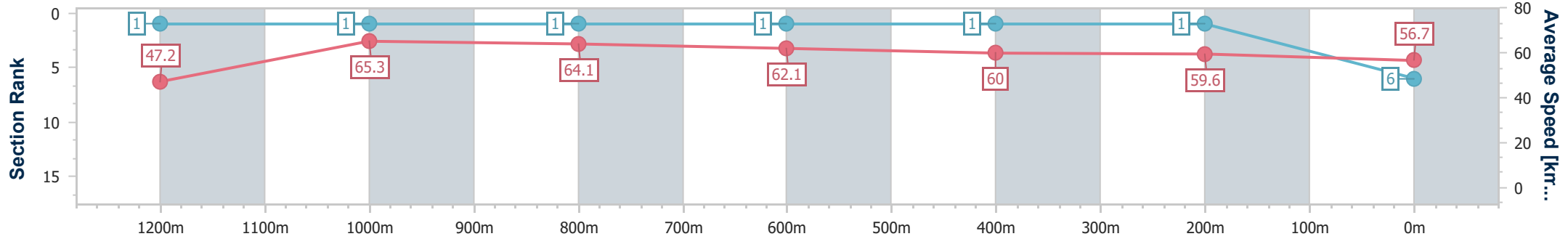


Ipswich QLD Professional
 Race 1: PRECINCT URBAN PLANNING QTIS Two-Year-Old
 Maiden Plate - 1350m
 24 July 2024 - 12:00



Track Rating: Good 4, Weather: Fine, Rail Position: True

Section	Overall	1200m	1000m	800m	600m	400m	200m
Section Times	1:21.96 [6] (0:11.50)	1:10.46 [1] (0:11.03)	0:59.43 [1] (0:11.21)	0:48.22 [1] (0:11.58)	0:36.64 [1] (0:11.93)	0:24.71 [1] (0:12.01)	0:12.70 [1] (0:12.70)
Average Speed [km/h]	47.2	65.3	64.1	62.1	60.0	59.6	56.7
Top Speed [km/h]	64.3	65.9	65.0	63.3	60.5	60.5	58.5
Avg. Dist. to Rail [m]	1.4	1.5	0.4	0.3	0.7	0.9	1.0
Avg. Stride Freq. [Hz]	2.2	2.4	2.3	2.3	2.3	2.3	2.2
Avg. Stride Length [m]	6.1	7.6	7.6	7.5	7.3	7.1	7.1



- [] Ranking at each section and finish
- .-.-.- No data available at this section
- NA No data available



Horse/Jockey Name	Lady Bossa Nova
Final Rank	7
Fastest Section Time (Section)	0:11.00 (1200m)
Top Speed [km/h] (Section)	66.5 (1200m)
Race State	Finished

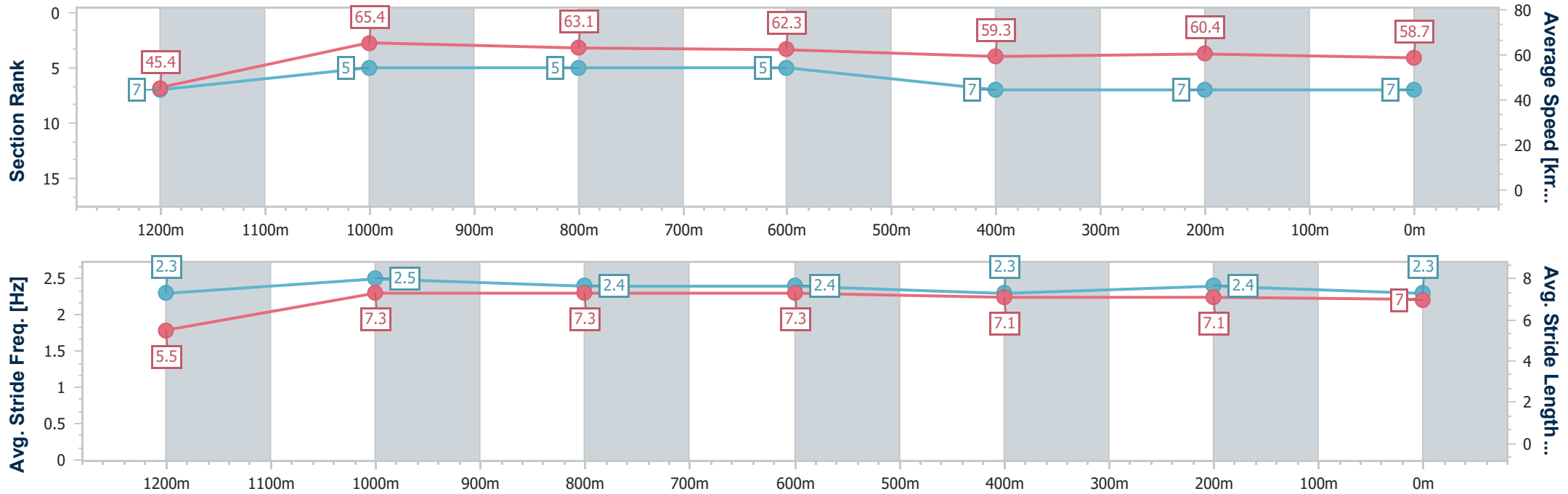


Ipswich QLD Professional
 Race 1: PRECINCT URBAN PLANNING QTIS Two-Year-Old
 Maiden Plate - 1350m
 24 July 2024 - 12:00



Track Rating: Good 4, Weather: Fine, Rail Position: True

Section	Overall	1200m	1000m	800m	600m	400m	200m
Section Times	1:21.97 [7] (0:11.88)	1:10.09 [7] (0:11.00)	0:59.09 [5] (0:11.39)	0:47.70 [5] (0:11.52)	0:36.18 [5] (0:12.07)	0:24.11 [7] (0:11.82)	0:12.29 [7] (0:12.29)
Average Speed [km/h]	45.4	65.4	63.1	62.3	59.3	60.4	58.7
Top Speed [km/h]	62.6	66.5	65.4	63.4	61.2	62.0	60.1
Avg. Dist. to Rail [m]	4.1	1.4	0.3	1.1	1.5	1.4	1.7
Avg. Stride Freq. [Hz]	2.3	2.5	2.4	2.4	2.3	2.4	2.3
Avg. Stride Length [m]	5.5	7.3	7.3	7.3	7.1	7.1	7.0



- [] Ranking at each section and finish
- .-.- No data available at this section
- NA No data available



Horse/Jockey Name	Desert Legend
Final Rank	8
Fastest Section Time (Section)	0:11.27 (1200m)
Top Speed [km/h] (Section)	66.0 (1200m)
Race State	Finished

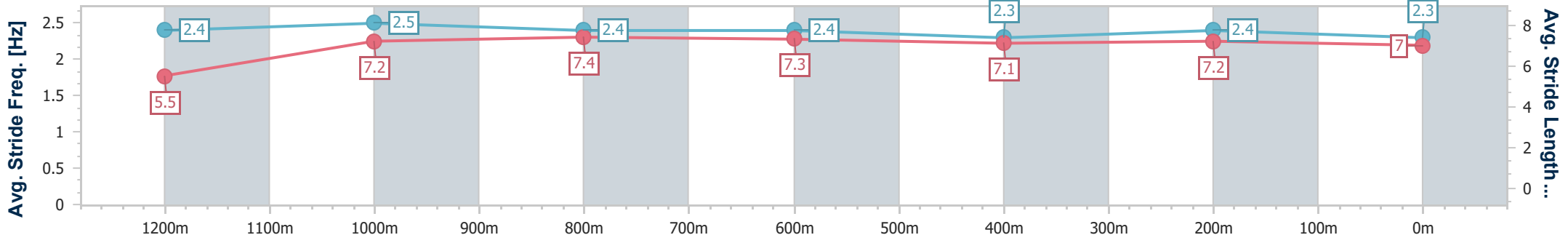
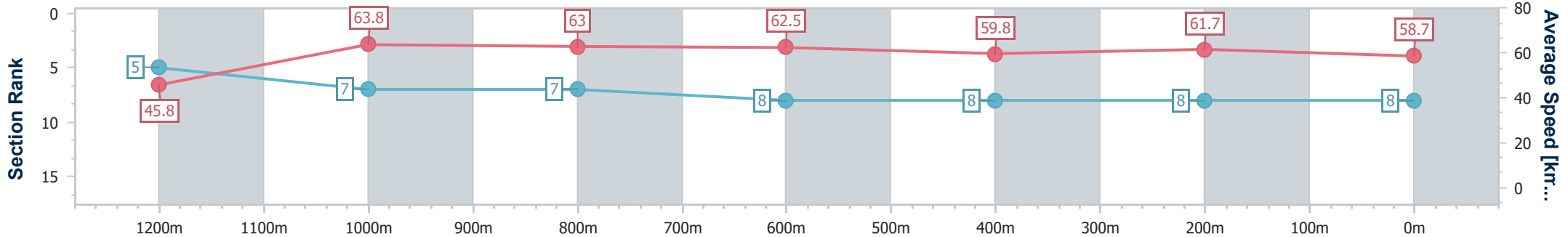


Ipswich QLD Professional
 Race 1: PRECINCT URBAN PLANNING QTIS Two-Year-Old
 Maiden Plate - 1350m
 24 July 2024 - 12:00



Track Rating: Good 4, Weather: Fine, Rail Position: True

Section	Overall	1200m	1000m	800m	600m	400m	200m
Section Times	1:22.02 [8] (0:11.81)	1:10.21 [5] (0:11.27)	0:58.94 [7] (0:11.43)	0:47.51 [7] (0:11.53)	0:35.98 [8] (0:12.01)	0:23.97 [8] (0:11.70)	0:12.27 [8] (0:12.27)
Average Speed [km/h]	45.8	63.8	63.0	62.5	59.8	61.7	58.7
Top Speed [km/h]	62.0	66.0	66.0	63.8	61.9	62.8	60.6
Avg. Dist. to Rail [m]	6.8	3.0	0.4	0.6	0.3	2.0	5.6
Avg. Stride Freq. [Hz]	2.4	2.5	2.4	2.4	2.3	2.4	2.3
Avg. Stride Length [m]	5.5	7.2	7.4	7.3	7.1	7.2	7.0



- [] Ranking at each section and finish
- .-.- No data available at this section
- NA No data available



Horse/Jockey Name	Mrs Kajudo
Final Rank	9
Fastest Section Time (Section)	0:11.22 (1200m)
Top Speed [km/h] (Section)	65.7 (1200m)
Race State	Finished

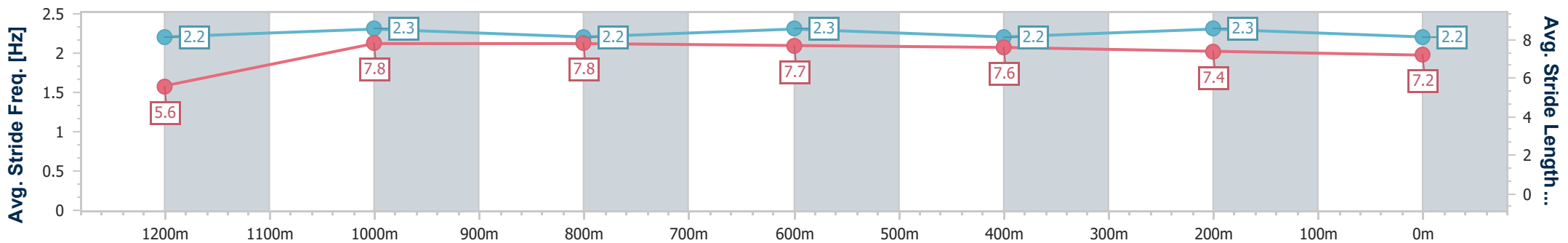
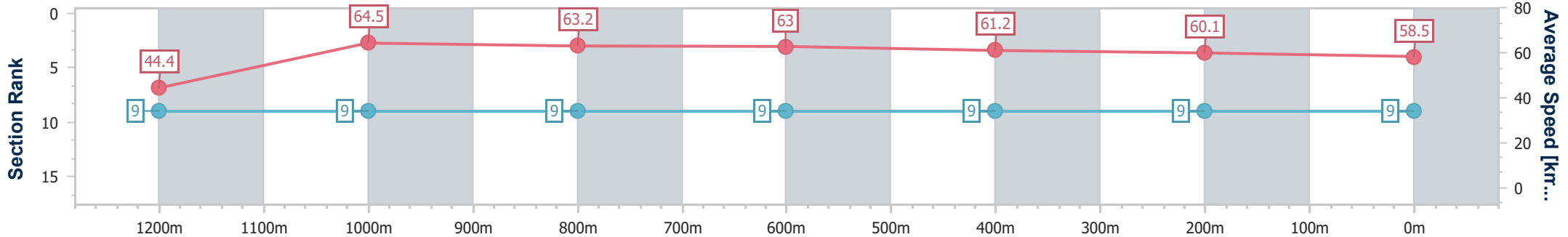


Ipswich QLD Professional
 Race 1: PRECINCT URBAN PLANNING QTIS Two-Year-Old
 Maiden Plate - 1350m
 24 July 2024 - 12:00



Track Rating: Good 4, Weather: Fine, Rail Position: True

Section	Overall	1200m	1000m	800m	600m	400m	200m
Section Times	1:22.50 [9] (0:12.17)	1:10.33 [9] (0:11.22)	0:59.11 [9] (0:11.45)	0:47.66 [9] (0:11.44)	0:36.22 [9] (0:11.83)	0:24.39 [9] (0:12.09)	0:12.30 [9] (0:12.30)
Average Speed [km/h]	44.4	64.5	63.2	63.0	61.2	60.1	58.5
Top Speed [km/h]	62.6	65.7	65.1	64.5	62.4	60.5	60.5
Avg. Dist. to Rail [m]	7.1	2.7	2.0	1.0	1.2	2.5	2.1
Avg. Stride Freq. [Hz]	2.2	2.3	2.2	2.3	2.2	2.3	2.2
Avg. Stride Length [m]	5.6	7.8	7.8	7.7	7.6	7.4	7.2



- [] Ranking at each section and finish
- .-.- No data available at this section
- NA No data available



Horse/Jockey Name	Mingardos
Final Rank	10
Fastest Section Time (Section)	0:11.17 (1200m)
Top Speed [km/h] (Section)	65.8 (1200m)
Race State	Finished

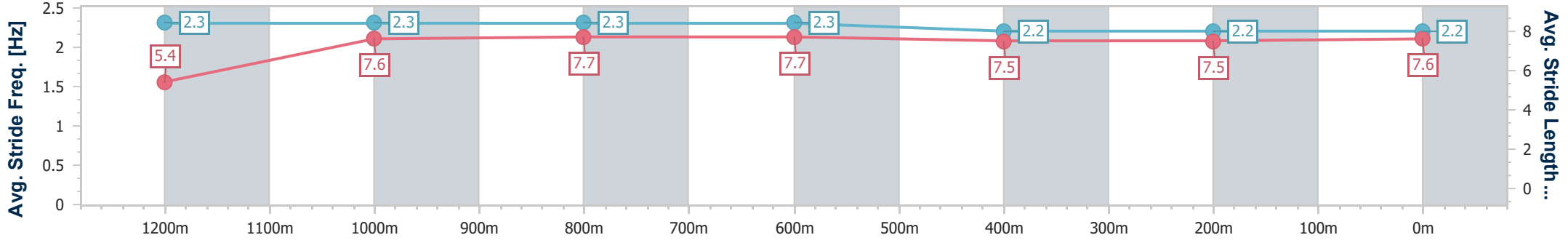
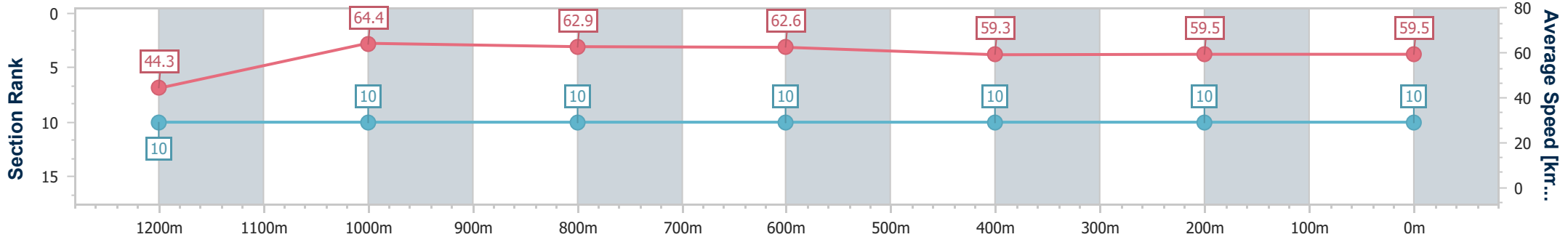


Ipswich QLD Professional
 Race 1: PRECINCT URBAN PLANNING QTIS Two-Year-Old
 Maiden Plate - 1350m
 24 July 2024 - 12:00



Track Rating: Good 4, Weather: Fine, Rail Position: True

Section	Overall	1200m	1000m	800m	600m	400m	200m
Section Times	1:22.66 [10] (0:12.25)	1:10.41 [10] (0:11.17)	0:59.24 [10] (0:11.52)	0:47.72 [10] (0:11.45)	0:36.27 [10] (0:12.10)	0:24.17 [10] (0:12.12)	0:12.05 [10] (0:12.05)
Average Speed [km/h]	44.3	64.4	62.9	62.6	59.3	59.5	59.5
Top Speed [km/h]	63.2	65.8	64.8	63.8	62.1	60.7	60.7
Avg. Dist. to Rail [m]	4.3	1.8	1.2	0.6	0.9	0.8	3.7
Avg. Stride Freq. [Hz]	2.3	2.3	2.3	2.3	2.2	2.2	2.2
Avg. Stride Length [m]	5.4	7.6	7.7	7.7	7.5	7.5	7.6



- [] Ranking at each section and finish
- .-.- No data available at this section
- NA No data available

Track Rating: Good 4, Weather: Fine, Rail Position: True

Section													Last 600m					
Field Times		Overall	1000m	800m	600m	400m	200m						0:35.16					
		1:10.97 (0:13.37)	0:57.60 (0:11.02)	0:46.58 (0:11.42)	0:35.16 (0:11.58)	0:23.58 (0:11.69)	0:11.89 (0:11.89)											
Rank	TAB	Horse/Jockey	Barrier	Top Speed [km/h]	Fastest Section												Margin	Distance Travelled [m]
1	2	DANCE WIZZARD Ryan Maloney	7	68.1 1000m	0:10.97 1000m	1:10.97 [1] (0:13.62)	0:57.35 [2] (0:10.97)	0:46.38 [2] (0:11.41)	0:34.97 [2] (0:11.55)	0:23.42 [2] (0:11.67)	0:11.75 [2] (0:11.75)	1:10.97	0:34.97					
2	12	MORGANITE Emily Lang	9	70.5 Overall	0:11.02 1000m	1:11.11 [2] (0:13.37)	0:57.74 [1] (0:11.02)	0:46.72 [1] (0:11.42)	0:35.30 [1] (0:11.58)	0:23.72 [1] (0:11.69)	0:12.03 [1] (0:12.03)	0.82L	0:35.30	-1				
3	14	WINNING EDITION Jag Guthmann-Chester	8	70.2 1000m	0:10.87 1000m	1:11.18 [3] (0:13.79)	0:57.39 [3] (0:10.87)	0:46.52 [3] (0:11.47)	0:35.05 [3] (0:11.45)	0:23.60 [3] (0:11.66)	0:11.94 [3] (0:11.94)	1.24L	0:35.05	+2				
4	4	NO BRAKES James Orman	12	66.1 1000m	0:11.08 1000m	1:11.22 [4] (0:14.57)	0:56.65 [10] (0:11.08)	0:45.57 [10] (0:11.15)	0:34.42 [9] (0:11.43)	0:22.99 [10] (0:11.45)	0:11.54 [10] (0:11.54)	1.43L	0:34.42	-1				
5	1	CASH LANDING Angela Jones	6	69.1 Overall	0:10.96 1000m	1:11.26 [5] (0:13.93)	0:57.33 [5] (0:10.96)	0:46.37 [5] (0:11.45)	0:34.92 [5] (0:11.48)	0:23.44 [5] (0:11.67)	0:11.77 [8] (0:11.77)	1.67L	0:34.92	-2				
6	15	SHEKINAH Anthony Allen	4	67.8 1000m	0:10.93 1000m	1:11.26 [6] (0:13.86)	0:57.40 [4] (0:10.93)	0:46.47 [4] (0:11.50)	0:34.97 [4] (0:11.38)	0:23.59 [4] (0:11.69)	0:11.90 [4] (0:11.90)	1.71L	0:34.97	-5				
7	13	QUEEN OF DARK Cejay Graham	1	67.9 Overall	0:10.86 1000m	1:11.32 [7] (0:14.11)	0:57.21 [7] (0:10.86)	0:46.35 [6] (0:11.54)	0:34.81 [8] (0:11.42)	0:23.39 [8] (0:11.52)	0:11.87 [5] (0:11.87)	2.04L	0:34.81	-5				
8	7	ASSEMBLE Samantha Collett	2	66.7 1000m	0:10.95 1000m	1:11.34 [8] (0:14.08)	0:57.26 [6] (0:10.95)	0:46.31 [7] (0:11.39)	0:34.92 [6] (0:11.47)	0:23.45 [6] (0:11.56)	0:11.89 [6] (0:11.89)	2.16L	0:34.92	+2				
9	9	GERALDINE'S WISH Kenji Yoshida	5	67.8 1000m	0:10.95 1000m	1:11.34 [9] (0:14.26)	0:57.08 [8] (0:10.95)	0:46.13 [8] (0:11.23)	0:34.90 [7] (0:11.49)	0:23.41 [7] (0:11.53)	0:11.88 [7] (0:11.88)	2.18L	0:34.90	+4				
10	3	IT IS WHAT IT IS Boris Thornton	3	65.8 1000m	0:11.02 1000m	1:11.62 [10] (0:14.33)	0:57.29 [9] (0:11.02)	0:46.27 [9] (0:11.46)	0:34.81 [10] (0:11.33)	0:23.48 [9] (0:11.49)	0:11.99 [9] (0:11.99)	3.83L	0:34.81	-5				

Scratched: Victory Melody (#6), Outta Beauty (#5), Iced Chocolate (#10), Bucks Fizz (#8), Mehretu (#11)



Horse/Jockey Name	Dance Wizzard
Final Rank	1
Fastest Section Time (Section)	0:10.97 (1000m)
Top Speed [km/h] (Section)	68.1 (1000m)
Race State	Finished



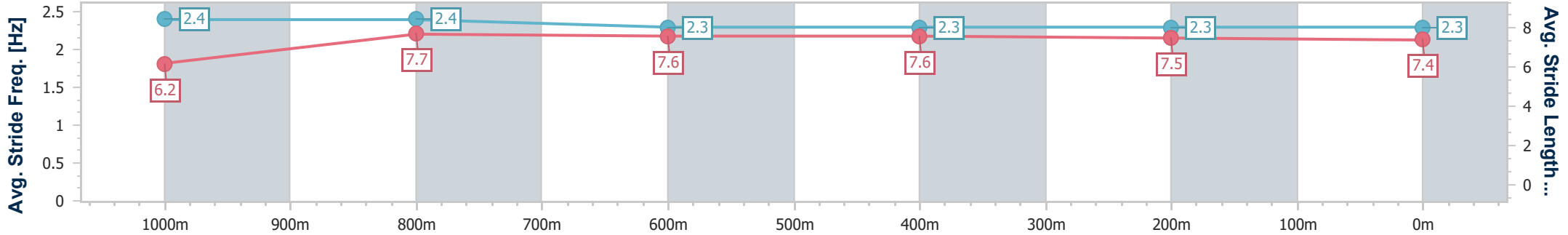
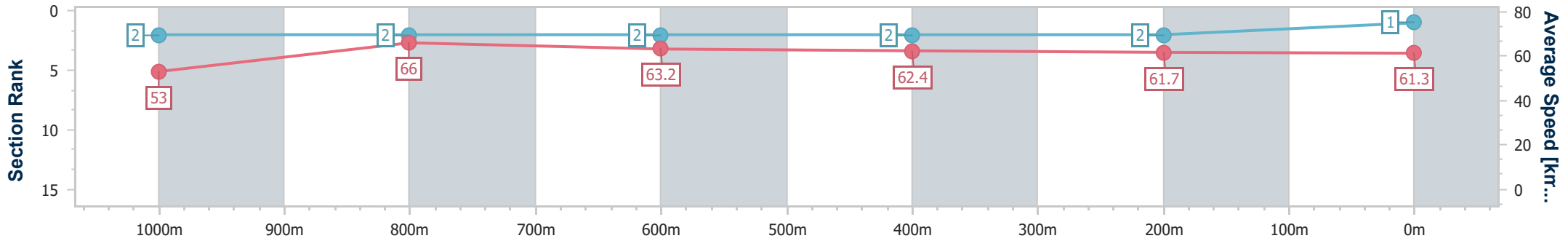
Ipswich QLD Professional
Race 2: THE LAWN SHED QTIS Three-Year-Old Maiden Plate - 1200m



24 July 2024 - 12:34

Track Rating: Good 4, Weather: Fine, Rail Position: True

Section	Overall	1000m	800m	600m	400m	200m
Section Times	1:10.97 [1] (0:13.62)	0:57.35 [2] (0:10.97)	0:46.38 [2] (0:11.41)	0:34.97 [2] (0:11.55)	0:23.42 [2] (0:11.67)	0:11.75 [2] (0:11.75)
Average Speed [km/h]	53.0	66.0	63.2	62.4	61.7	61.3
Top Speed [km/h]	67.7	68.1	64.1	62.9	63.2	63.2
Avg. Dist. to Rail [m]	5.8	1.5	0.9	0.6	0.3	0.6
Avg. Stride Freq. [Hz]	2.4	2.4	2.3	2.3	2.3	2.3
Avg. Stride Length [m]	6.2	7.7	7.6	7.6	7.5	7.4



- [] Ranking at each section and finish
- .-.- No data available at this section
- NA No data available



Horse/Jockey Name	Morganite
Final Rank	2
Fastest Section Time (Section)	0:11.02 (1000m)
Top Speed [km/h] (Section)	70.5 (Overall)
Race State	Finished



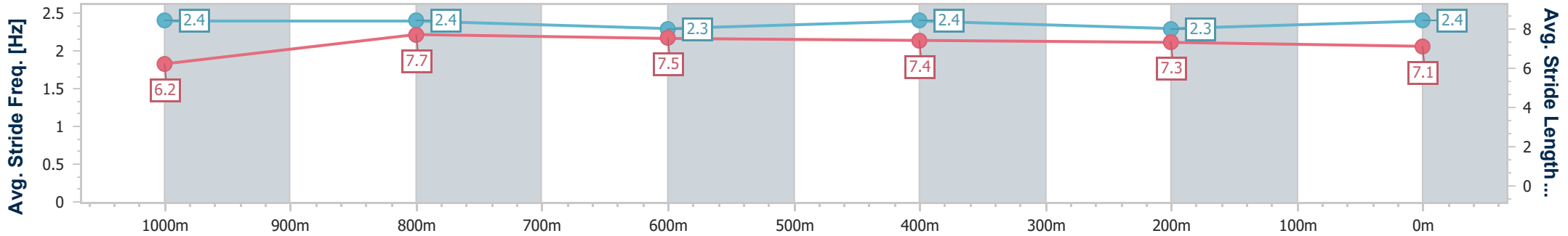
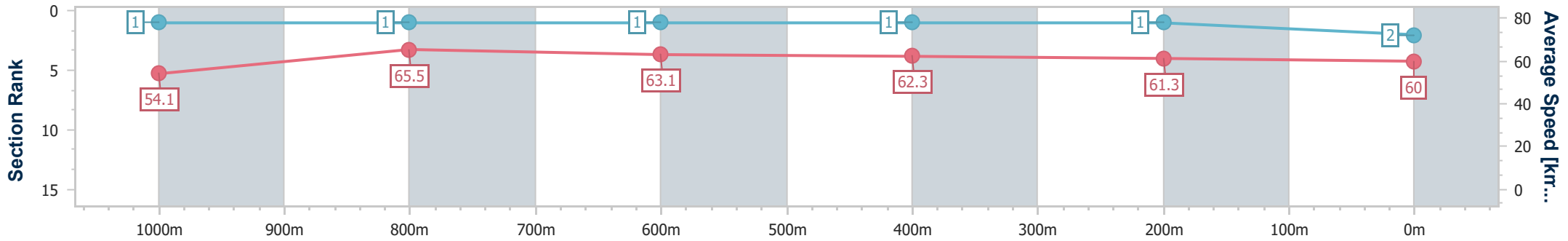
Ipswich QLD Professional
Race 2: THE LAWN SHED QTIS Three-Year-Old Maiden Plate - 1200m



24 July 2024 - 12:34

Track Rating: Good 4, Weather: Fine, Rail Position: True

Section	Overall	1000m	800m	600m	400m	200m
Section Times	1:11.11 [2] (0:13.37)	0:57.74 [1] (0:11.02)	0:46.72 [1] (0:11.42)	0:35.30 [1] (0:11.58)	0:23.72 [1] (0:11.69)	0:12.03 [1] (0:12.03)
Average Speed [km/h]	54.1	65.5	63.1	62.3	61.3	60.0
Top Speed [km/h]	70.5	69.0	64.0	62.6	62.8	62.6
Avg. Dist. to Rail [m]	7.9	0.8	0.2	0.6	0.2	0.4
Avg. Stride Freq. [Hz]	2.4	2.4	2.3	2.4	2.3	2.4
Avg. Stride Length [m]	6.2	7.7	7.5	7.4	7.3	7.1



- [] Ranking at each section and finish
- .-.- No data available at this section
- NA No data available



Horse/Jockey Name	Winning Edition
Final Rank	3
Fastest Section Time (Section)	0:10.87 (1000m)
Top Speed [km/h] (Section)	70.2 (1000m)
Race State	Finished



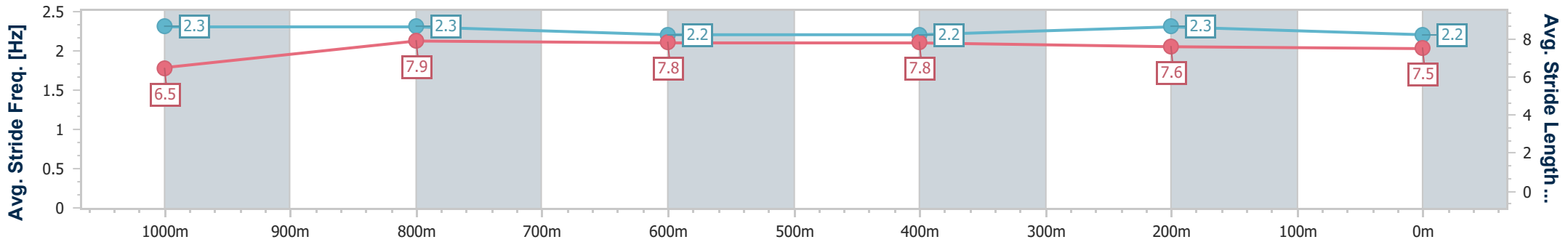
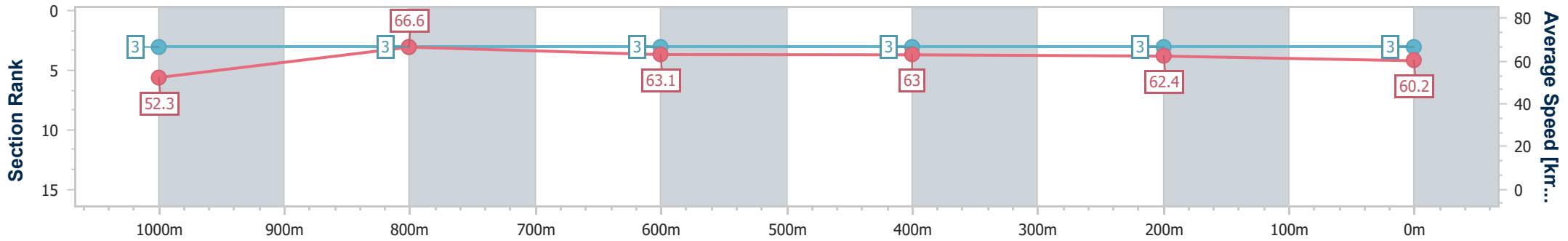
Ipswich QLD Professional
Race 2: THE LAWN SHED QTIS Three-Year-Old Maiden Plate - 1200m



24 July 2024 - 12:34

Track Rating: Good 4, Weather: Fine, Rail Position: True

Section	Overall	1000m	800m	600m	400m	200m
Section Times	1:11.18 [3] (0:13.79)	0:57.39 [3] (0:10.87)	0:46.52 [3] (0:11.47)	0:35.05 [3] (0:11.45)	0:23.60 [3] (0:11.66)	0:11.94 [3] (0:11.94)
Average Speed [km/h]	52.3	66.6	63.1	63.0	62.4	60.2
Top Speed [km/h]	69.9	70.2	64.9	63.9	62.8	62.6
Avg. Dist. to Rail [m]	7.0	2.1	1.5	0.9	1.7	1.7
Avg. Stride Freq. [Hz]	2.3	2.3	2.2	2.2	2.3	2.2
Avg. Stride Length [m]	6.5	7.9	7.8	7.8	7.6	7.5



- [] Ranking at each section and finish
- .-.- No data available at this section
- NA No data available



Horse/Jockey Name	No Brakes
Final Rank	4
Fastest Section Time (Section)	0:11.08 (1000m)
Top Speed [km/h] (Section)	66.1 (1000m)
Race State	Finished



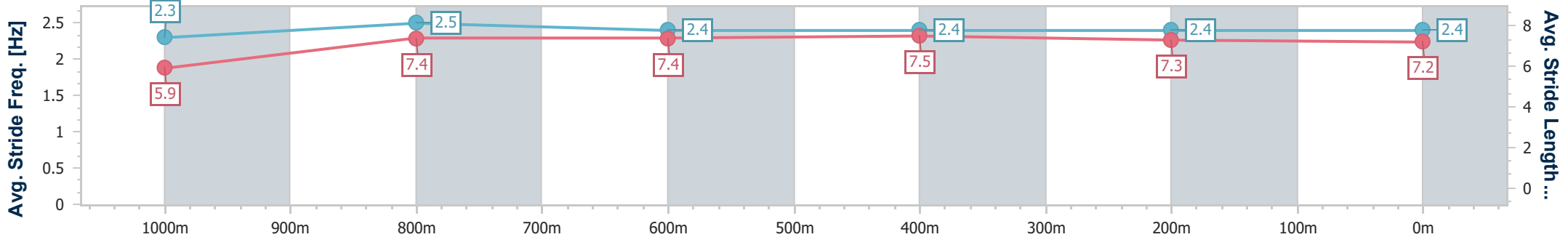
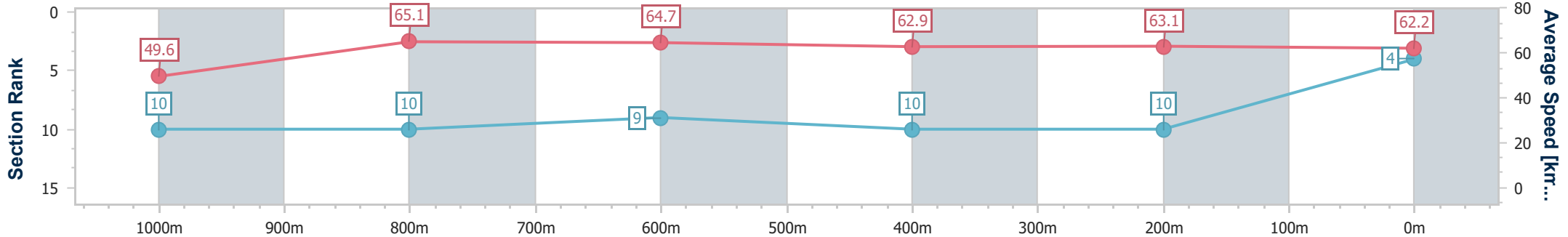
Ipswich QLD Professional
Race 2: THE LAWN SHED QTIS Three-Year-Old Maiden Plate - 1200m



24 July 2024 - 12:34

Track Rating: Good 4, Weather: Fine, Rail Position: True

Section	Overall	1000m	800m	600m	400m	200m
Section Times	1:11.22 [4] (0:14.57)	0:56.65 [10] (0:11.08)	0:45.57 [10] (0:11.15)	0:34.42 [9] (0:11.43)	0:22.99 [10] (0:11.45)	0:11.54 [10] (0:11.54)
Average Speed [km/h]	49.6	65.1	64.7	62.9	63.1	62.2
Top Speed [km/h]	65.4	66.1	65.9	64.1	64.1	64.8
Avg. Dist. to Rail [m]	8.1	1.7	0.2	0.2	2.3	6.6
Avg. Stride Freq. [Hz]	2.3	2.5	2.4	2.4	2.4	2.4
Avg. Stride Length [m]	5.9	7.4	7.4	7.5	7.3	7.2



- [] Ranking at each section and finish
- .-.- No data available at this section
- NA No data available



Horse/Jockey Name	Cash Landing
Final Rank	5
Fastest Section Time (Section)	0:10.96 (1000m)
Top Speed [km/h] (Section)	69.1 (Overall)
Race State	Finished



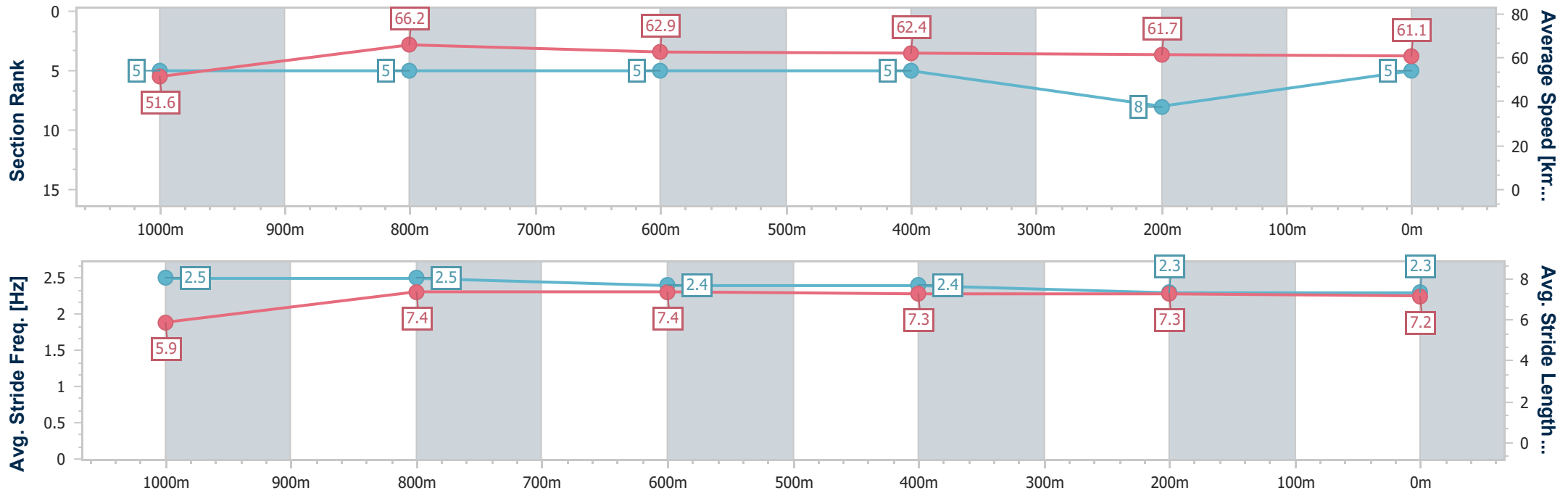
Ipswich QLD Professional
Race 2: THE LAWN SHED QTIS Three-Year-Old Maiden Plate - 1200m



24 July 2024 - 12:34

Track Rating: Good 4, Weather: Fine, Rail Position: True

Section	Overall	1000m	800m	600m	400m	200m
Section Times	1:11.26 [5] (0:13.93)	0:57.33 [5] (0:10.96)	0:46.37 [5] (0:11.45)	0:34.92 [5] (0:11.48)	0:23.44 [5] (0:11.67)	0:11.77 [8] (0:11.77)
Average Speed [km/h]	51.6	66.2	62.9	62.4	61.7	61.1
Top Speed [km/h]	69.1	68.0	63.2	63.5	62.4	62.1
Avg. Dist. to Rail [m]	5.6	1.8	0.5	0.7	0.5	2.6
Avg. Stride Freq. [Hz]	2.5	2.5	2.4	2.4	2.3	2.3
Avg. Stride Length [m]	5.9	7.4	7.4	7.3	7.3	7.2



- [] Ranking at each section and finish
- .-.- No data available at this section
- NA No data available



Horse/Jockey Name	Shekinah
Final Rank	6
Fastest Section Time (Section)	0:10.93 (1000m)
Top Speed [km/h] (Section)	67.8 (1000m)
Race State	Finished



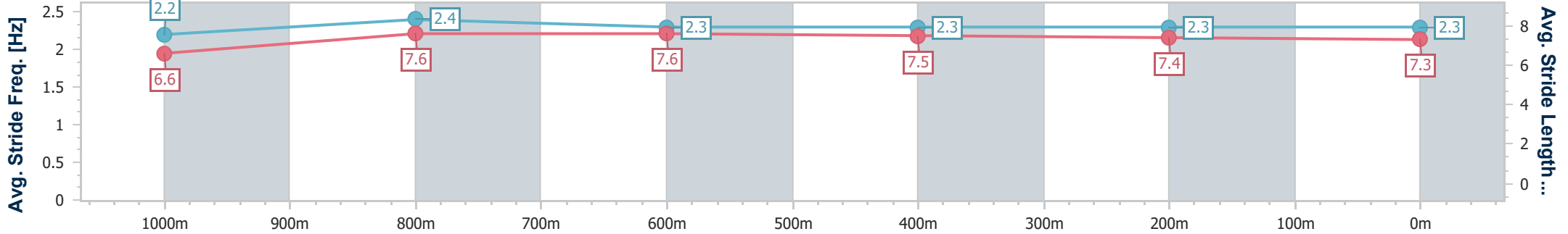
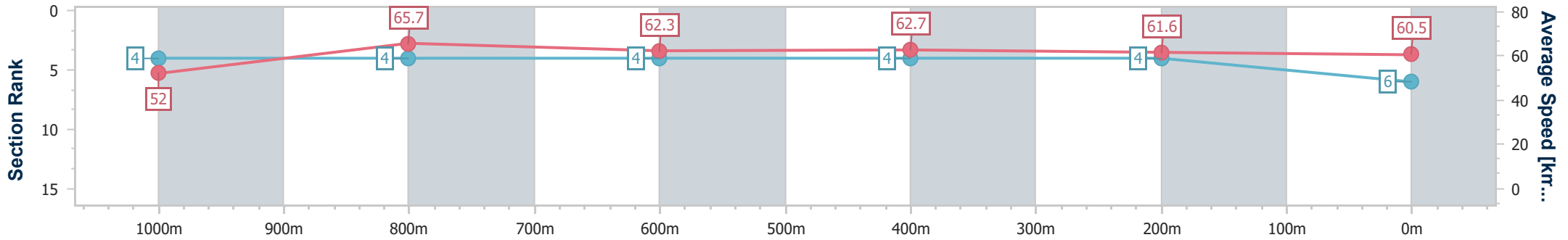
Ipswich QLD Professional
Race 2: THE LAWN SHED QTIS Three-Year-Old Maiden Plate - 1200m



24 July 2024 - 12:34

Track Rating: Good 4, Weather: Fine, Rail Position: True

Section	Overall	1000m	800m	600m	400m	200m
Section Times	1:11.26 [6] (0:13.86)	0:57.40 [4] (0:10.93)	0:46.47 [4] (0:11.50)	0:34.97 [4] (0:11.38)	0:23.59 [4] (0:11.69)	0:11.90 [4] (0:11.90)
Average Speed [km/h]	52.0	65.7	62.3	62.7	61.6	60.5
Top Speed [km/h]	67.0	67.8	63.6	63.4	62.7	60.9
Avg. Dist. to Rail [m]	3.6	0.3	1.3	1.8	0.6	1.1
Avg. Stride Freq. [Hz]	2.2	2.4	2.3	2.3	2.3	2.3
Avg. Stride Length [m]	6.6	7.6	7.6	7.5	7.4	7.3



- [] Ranking at each section and finish
- .-.- No data available at this section
- NA No data available



Horse/Jockey Name	Queen Of Dark
Final Rank	7
Fastest Section Time (Section)	0:10.86 (1000m)
Top Speed [km/h] (Section)	67.9 (Overall)
Race State	Finished



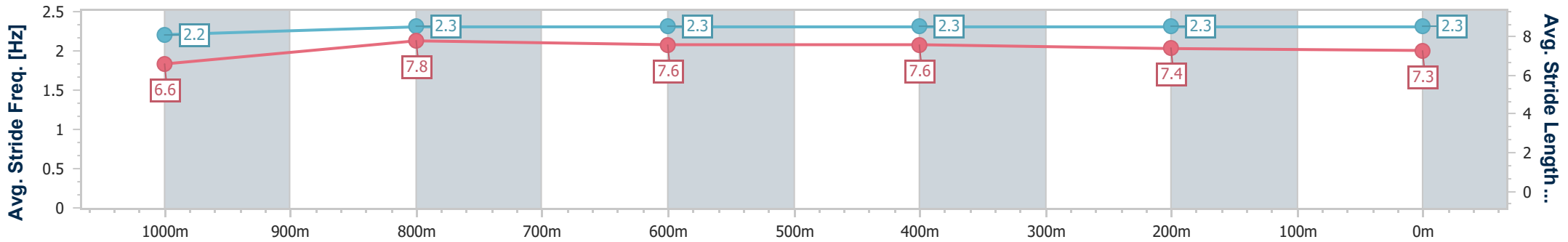
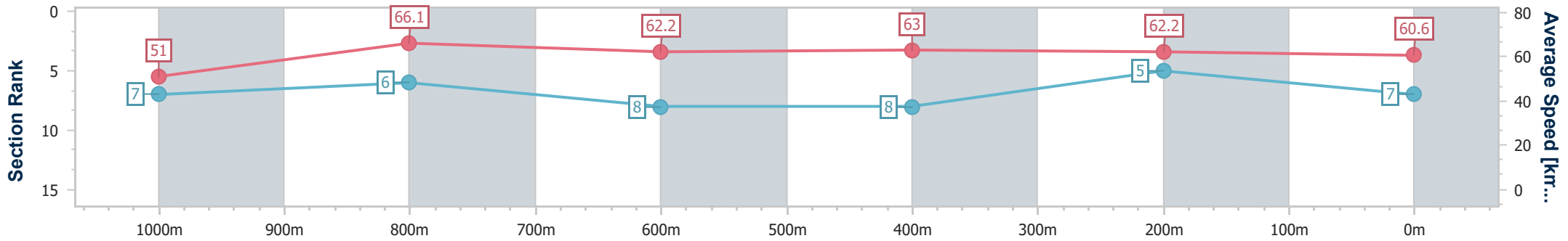
Ipswich QLD Professional
 Race 2: THE LAWN SHED QTIS Three-Year-Old Maiden Plate - 1200m



24 July 2024 - 12:34

Track Rating: Good 4, Weather: Fine, Rail Position: True

Section	Overall	1000m	800m	600m	400m	200m
Section Times	1:11.32 [7] (0:14.11)	0:57.21 [7] (0:10.86)	0:46.35 [6] (0:11.54)	0:34.81 [8] (0:11.42)	0:23.39 [8] (0:11.52)	0:11.87 [5] (0:11.87)
Average Speed [km/h]	51.0	66.1	62.2	63.0	62.2	60.6
Top Speed [km/h]	67.9	67.9	63.2	63.9	62.9	61.7
Avg. Dist. to Rail [m]	1.0	0.7	0.9	0.7	1.2	1.0
Avg. Stride Freq. [Hz]	2.2	2.3	2.3	2.3	2.3	2.3
Avg. Stride Length [m]	6.6	7.8	7.6	7.6	7.4	7.3



- [] Ranking at each section and finish
- .-.- No data available at this section
- NA No data available



Horse/Jockey Name	Assemble
Final Rank	8
Fastest Section Time (Section)	0:10.95 (1000m)
Top Speed [km/h] (Section)	66.7 (1000m)
Race State	Finished



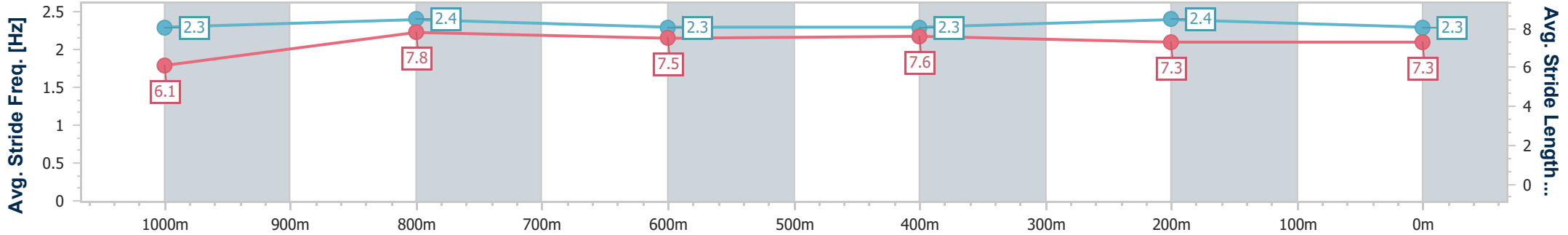
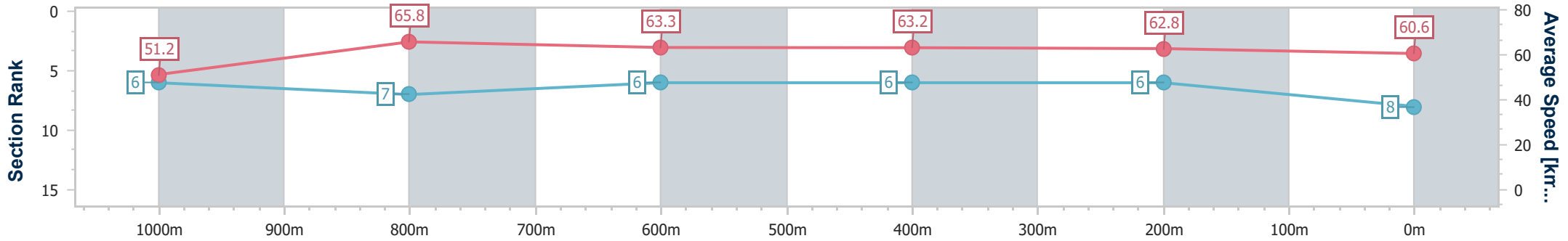
Ipswich QLD Professional
Race 2: THE LAWN SHED QTIS Three-Year-Old Maiden Plate - 1200m



24 July 2024 - 12:34

Track Rating: Good 4, Weather: Fine, Rail Position: True

Section	Overall	1000m	800m	600m	400m	200m
Section Times	1:11.34 [8] (0:14.08)	0:57.26 [6] (0:10.95)	0:46.31 [7] (0:11.39)	0:34.92 [6] (0:11.47)	0:23.45 [6] (0:11.56)	0:11.89 [6] (0:11.89)
Average Speed [km/h]	51.2	65.8	63.3	63.2	62.8	60.6
Top Speed [km/h]	66.6	66.7	65.3	63.9	64.4	62.2
Avg. Dist. to Rail [m]	2.5	0.6	0.3	0.9	2.9	4.3
Avg. Stride Freq. [Hz]	2.3	2.4	2.3	2.3	2.4	2.3
Avg. Stride Length [m]	6.1	7.8	7.5	7.6	7.3	7.3



- [] Ranking at each section and finish
- .-.- No data available at this section
- NA No data available



Horse/Jockey Name	Geraldine's Wish
Final Rank	9
Fastest Section Time (Section)	0:10.95 (1000m)
Top Speed [km/h] (Section)	67.8 (1000m)
Race State	Finished



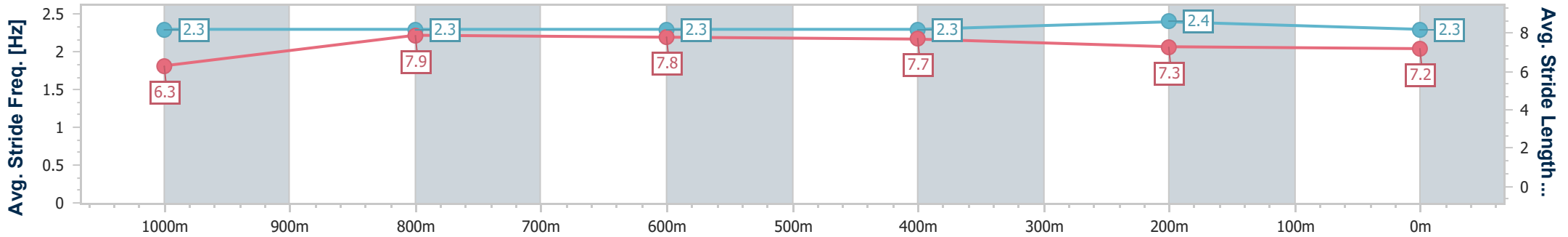
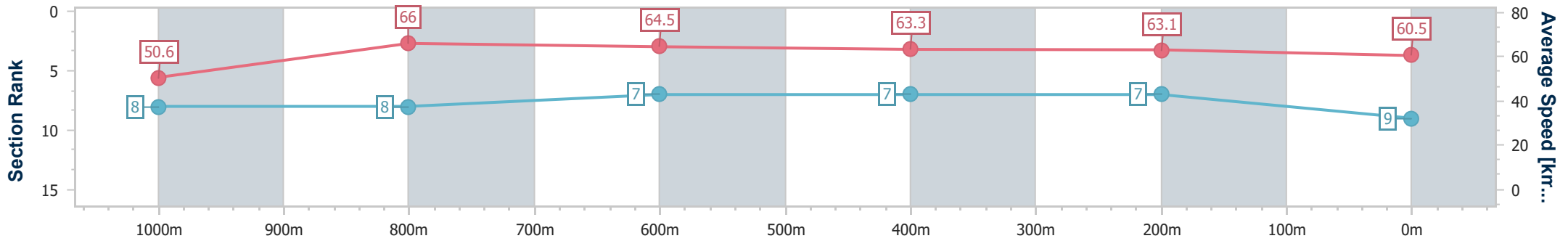
Ipswich QLD Professional
Race 2: THE LAWN SHED QTIS Three-Year-Old Maiden Plate - 1200m



24 July 2024 - 12:34

Track Rating: Good 4, Weather: Fine, Rail Position: True

Section	Overall	1000m	800m	600m	400m	200m
Section Times	1:11.34 [9] (0:14.26)	0:57.08 [8] (0:10.95)	0:46.13 [8] (0:11.23)	0:34.90 [7] (0:11.49)	0:23.41 [7] (0:11.53)	0:11.88 [7] (0:11.88)
Average Speed [km/h]	50.6	66.0	64.5	63.3	63.1	60.5
Top Speed [km/h]	67.3	67.8	65.6	64.4	64.7	62.0
Avg. Dist. to Rail [m]	4.8	1.9	1.6	2.0	3.7	5.4
Avg. Stride Freq. [Hz]	2.3	2.3	2.3	2.3	2.4	2.3
Avg. Stride Length [m]	6.3	7.9	7.8	7.7	7.3	7.2



- [] Ranking at each section and finish
- .-.- No data available at this section
- NA No data available



Horse/Jockey Name	It Is What It Is
Final Rank	10
Fastest Section Time (Section)	0:11.02 (1000m)
Top Speed [km/h] (Section)	65.8 (1000m)
Race State	Finished



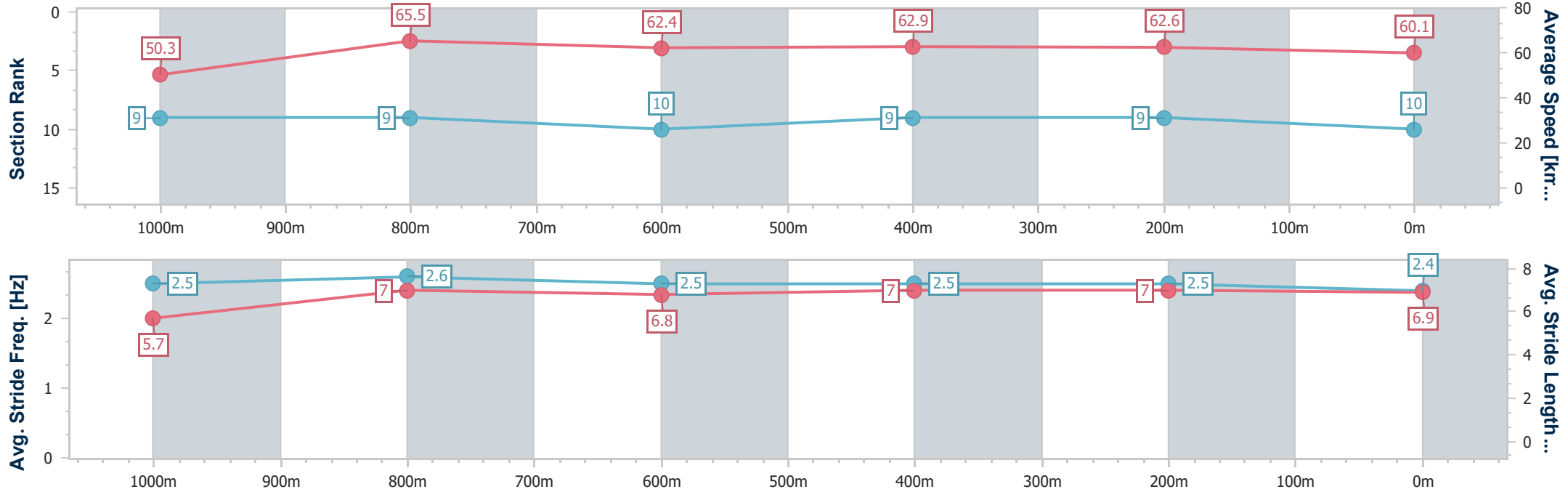
Ipswich QLD Professional
Race 2: THE LAWN SHED QTIS Three-Year-Old Maiden Plate - 1200m



24 July 2024 - 12:34

Track Rating: Good 4, Weather: Fine, Rail Position: True

Section	Overall	1000m	800m	600m	400m	200m
Section Times	1:11.62 [10] (0:14.33)	0:57.29 [9] (0:11.02)	0:46.27 [9] (0:11.46)	0:34.81 [10] (0:11.33)	0:23.48 [9] (0:11.49)	0:11.99 [9] (0:11.99)
Average Speed [km/h]	50.3	65.5	62.4	62.9	62.6	60.1
Top Speed [km/h]	65.7	65.8	64.6	63.5	63.5	61.8
Avg. Dist. to Rail [m]	3.3	0.4	1.3	1.8	1.0	3.3
Avg. Stride Freq. [Hz]	2.5	2.6	2.5	2.5	2.5	2.4
Avg. Stride Length [m]	5.7	7.0	6.8	7.0	7.0	6.9



- [] Ranking at each section and finish
- .-.- No data available at this section
- NA No data available



Ipswich QLD Professional
Race 3: ROSE JENSEN KENT LAWYERS BENCHMARK 68 Handicap
 (4YO only QTIS bonuses applicable) - 1666m
 24 July 2024 - 13:08



Track Rating: Good 4, Weather: Fine, Rail Position: True

Section		Overall	1400m	1200m	1000m	800m	600m	400m	Last 600m				
Field Times		1:41.47 (0:18.04)	1:23.43 (0:11.38)	1:12.05 (0:12.30)	0:59.75 (0:12.95)	0:46.80 (0:12.10)	0:34.70 (0:11.56)	0:23.14 (0:11.44)	0:34.70				
Rank	TAB Horse/Jockey	Barrier	Top Speed [km/h]	Fastest Section	Distance Travelled [m]								
1	1 MAHAGONI Cody Collis	7	65.5 400m	0:11.24 600m	1:41.47 [1] (0:18.98)	1:22.49 [7] (0:11.43)	1:11.06 [6] (0:12.08)	0:58.98 [6] (0:13.03)	0:45.95 [7] (0:12.06)	0:33.89 [7] (0:11.24)	0:22.65 [5] (0:11.24)	0:33.89	
2	8 YALLA Tahlia Fenlon	4	65.9 Overall	0:11.38 1400m	1:41.66 [2] (0:18.04)	1:23.62 [1] (0:11.38)	1:12.24 [1] (0:12.30)	0:59.94 [1] (0:12.95)	0:46.99 [1] (0:12.10)	0:34.89 [1] (0:11.56)	0:23.33 [1] (0:11.44)	0:34.89	-7
3	4 RAGING POLE Cejay Graham	2	64.0 400m	0:11.33 400m	1:41.76 [3] (0:18.48)	1:23.28 [5] (0:11.56)	1:11.72 [5] (0:12.18)	0:59.54 [5] (0:12.85)	0:46.69 [4] (0:12.08)	0:34.61 [4] (0:11.48)	0:23.13 [4] (0:11.33)	0:34.61	-6
4	2 GRINZINGER KNIGHT Marnu Potgieter	8	66.1 Overall	0:11.21 1400m	1:41.84 [4] (0:18.23)	1:23.61 [3] (0:11.21)	1:12.40 [2] (0:12.35)	1:00.05 [2] (0:13.03)	0:47.02 [2] (0:12.06)	0:34.96 [2] (0:11.59)	0:23.37 [2] (0:11.53)	0:34.96	-1
5	5 SKATER Emily Lang	1	63.8 Overall	0:11.46 400m	1:41.86 [5] (0:18.16)	1:23.70 [2] (0:11.62)	1:12.08 [3] (0:12.26)	0:59.82 [3] (0:13.00)	0:46.82 [3] (0:12.04)	0:34.78 [3] (0:11.53)	0:23.25 [3] (0:11.46)	0:34.78	+1
6	6 CONDRIEU Angela Jones	6	63.8 400m	0:11.38 400m	1:42.28 [6] (0:18.91)	1:23.37 [6] (0:11.57)	1:11.80 [7] (0:12.02)	0:59.78 [7] (0:12.89)	0:46.89 [6] (0:12.06)	0:34.83 [6] (0:11.53)	0:23.30 [7] (0:11.38)	0:34.83	-6
7	3 MISHANI SPARTAN Boris Thornton	5	64.2 600m	0:11.33 400m	1:42.34 [7] (0:18.41)	1:23.93 [4] (0:11.57)	1:12.36 [4] (0:12.20)	1:00.16 [4] (0:13.08)	0:47.08 [5] (0:12.13)	0:34.95 [5] (0:11.47)	0:23.48 [6] (0:11.33)	0:34.95	+2

Scratched: Wanda's Outlaw (#7)

[] Ranking at each section and finish
 -:-:- No data available at this section
 NA No data available

SCN Saddle cloth number
 DNF Did not finish
 DNT Did not track



Ipswich QLD Professional
Race 3: ROSE JENSEN KENT LAWYERS BENCHMARK 68 Handicap
 (4YO only QTIS bonuses applicable) - 1666m
 24 July 2024 - 13:08



Track Rating: Good 4, Weather: Fine, Rail Position: True

Section				200m				Last 600m	
Field Times				0:11.70 (0:11.70)				0:34.70	
Rank	TAB	Horse/Jockey	Barrier	Top Speed [km/h]	Fastest Section	Margin			Distance Travelled [m]
1	1	MAHAGONI	7	65.5	0:11.24	0:11.41 [4]	1:41.47		0:33.89
		Cody Collis		400m	600m	(0:11.41)			
2	8	YALLA	4	65.9	0:11.38	0:11.89 [1]	1.12L		0:34.89
		Tahlia Fenlon		Overall	1400m	(0:11.89)			-7
3	4	RAGING POLE	2	64.0	0:11.33	0:11.80 [2]	1.74L		0:34.61
		Cejay Graham		400m	400m	(0:11.80)			-6
4	2	GRINZINGER KNIGHT	8	66.1	0:11.21	0:11.84 [3]	2.21L		0:34.96
		Marnu Potgieter		Overall	1400m	(0:11.84)			-1
5	5	SKATER	1	63.8	0:11.46	0:11.79 [5]	2.3L		0:34.78
		Emily Lang		Overall	400m	(0:11.79)			+1
6	6	CONDRIEU	6	63.8	0:11.38	0:11.92 [7]	4.79L		0:34.83
		Angela Jones		400m	400m	(0:11.92)			-6
7	3	MISHANI SPARTAN	5	64.2	0:11.33	0:12.15 [6]	5.12L		0:34.95
		Boris Thornton		600m	400m	(0:12.15)			+2

Scratched: Wanda's Outlaw (#7)

[] Ranking at each section and finish
 -:-:-:- No data available at this section
 NA No data available

SCN Saddle cloth number
 DNF Did not finish
 DNT Did not track



Horse/Jockey Name	Mahagoni
Final Rank	1
Fastest Section Time (Section)	0:11.24 (600m)
Top Speed [km/h] (Section)	65.5 (400m)
Race State	Finished



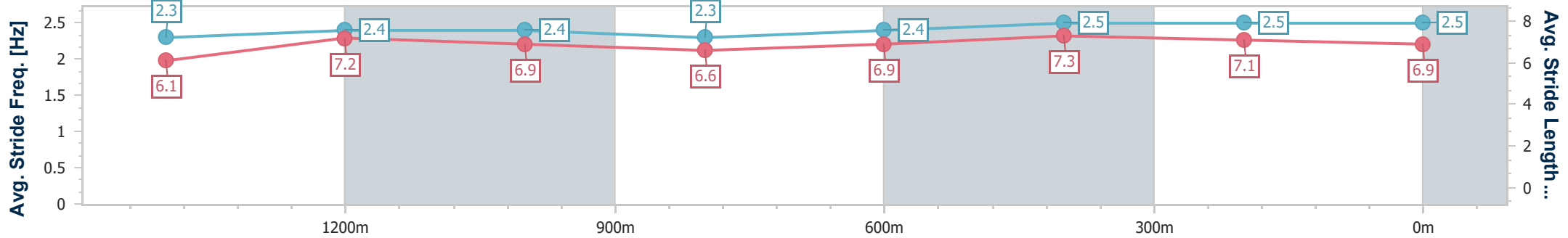
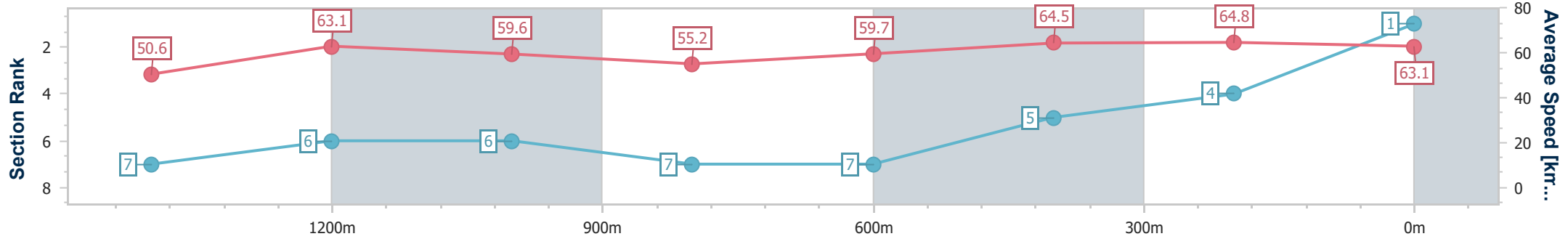
Ipswich QLD Professional
 Race 3: ROSE JENSEN KENT LAWYERS BENCHMARK 68
 Handicap (4YO only QTIS bonuses applicable) - 1666m



24 July 2024 - 13:08

Track Rating: Good 4, Weather: Fine, Rail Position: True

Section	Overall	1400m	1200m	1000m	800m	600m	400m	200m
Section Times	1:41.47 [1] (0:18.98)	1:22.49 [7] (0:11.43)	1:11.06 [6] (0:12.08)	0:58.98 [6] (0:13.03)	0:45.95 [7] (0:12.06)	0:33.89 [7] (0:11.24)	0:22.65 [5] (0:11.24)	0:11.41 [4] (0:11.41)
Average Speed [km/h]	50.6	63.1	59.6	55.2	59.7	64.5	64.8	63.1
Top Speed [km/h]	64.7	65.4	61.6	56.3	62.9	65.3	65.5	64.9
Avg. Dist. to Rail [m]	5.2	0.4	0.5	0.2	0.3	1.5	3.5	4.6
Avg. Stride Freq. [Hz]	2.3	2.4	2.4	2.3	2.4	2.5	2.5	2.5
Avg. Stride Length [m]	6.1	7.2	6.9	6.6	6.9	7.3	7.1	6.9



- [] Ranking at each section and finish
- .-.- No data available at this section
- NA No data available



Horse/Jockey Name	Yalla
Final Rank	2
Fastest Section Time (Section)	0:11.38 (1400m)
Top Speed [km/h] (Section)	65.9 (Overall)
Race State	Finished



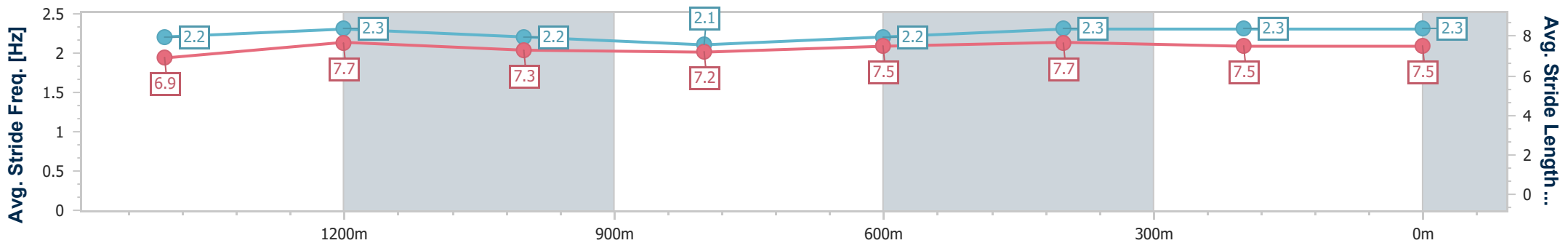
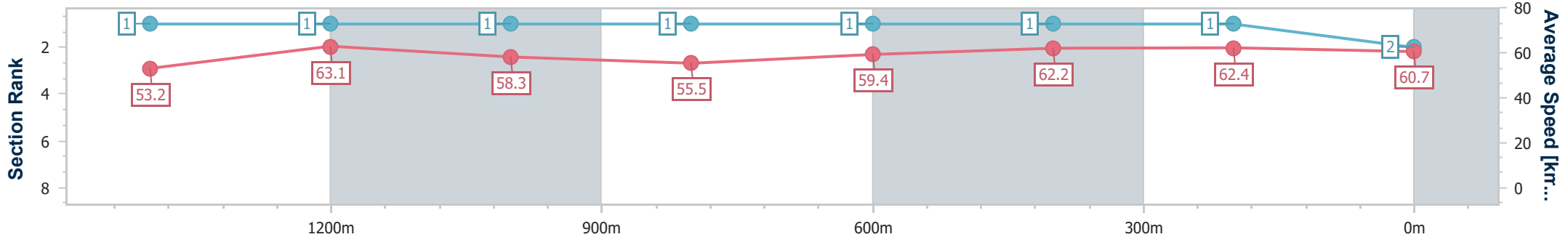
Ipswich QLD Professional
 Race 3: ROSE JENSEN KENT LAWYERS BENCHMARK 68
 Handicap (4YO only QTIS bonuses applicable) - 1666m



24 July 2024 - 13:08

Track Rating: Good 4, Weather: Fine, Rail Position: True

Section	Overall	1400m	1200m	1000m	800m	600m	400m	200m
Section Times	1:41.66 [2] (0:18.04)	1:23.62 [1] (0:11.38)	1:12.24 [1] (0:12.30)	0:59.94 [1] (0:12.95)	0:46.99 [1] (0:12.10)	0:34.89 [1] (0:11.56)	0:23.33 [1] (0:11.44)	0:11.89 [1] (0:11.89)
Average Speed [km/h]	53.2	63.1	58.3	55.5	59.4	62.2	62.4	60.7
Top Speed [km/h]	65.9	63.3	62.6	57.2	60.6	63.4	63.5	62.3
Avg. Dist. to Rail [m]	3.3	0.6	0.7	0.4	0.4	0.8	1.3	0.9
Avg. Stride Freq. [Hz]	2.2	2.3	2.2	2.1	2.2	2.3	2.3	2.3
Avg. Stride Length [m]	6.9	7.7	7.3	7.2	7.5	7.7	7.5	7.5



- [] Ranking at each section and finish
- .-.- No data available at this section
- NA No data available



Horse/Jockey Name	Raging Pole
Final Rank	3
Fastest Section Time (Section)	0:11.33 (400m)
Top Speed [km/h] (Section)	64.0 (400m)
Race State	Finished



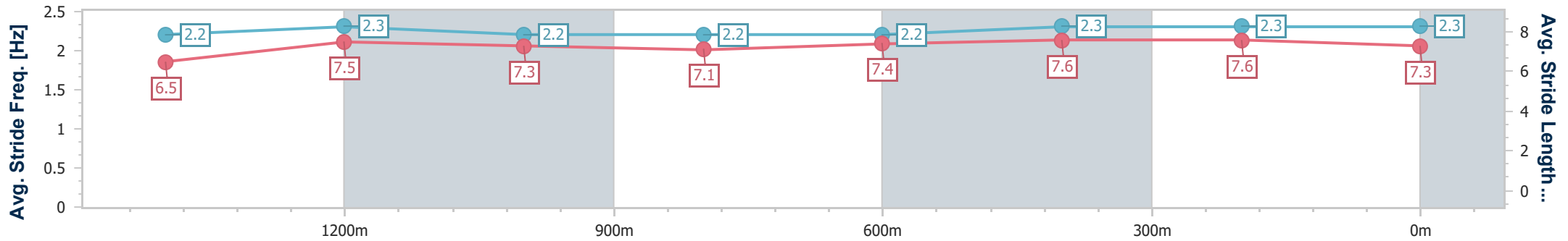
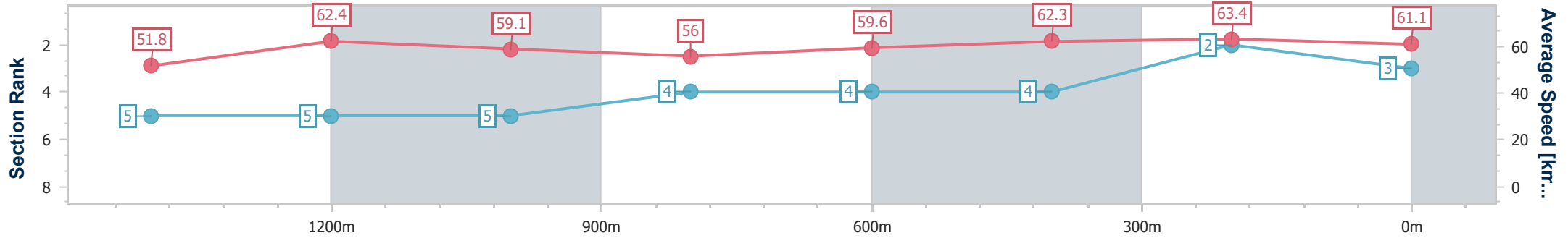
Ipswich QLD Professional
 Race 3: ROSE JENSEN KENT LAWYERS BENCHMARK 68
 Handicap (4YO only QTIS bonuses applicable) - 1666m



24 July 2024 - 13:08

Track Rating: Good 4, Weather: Fine, Rail Position: True

Section	Overall	1400m	1200m	1000m	800m	600m	400m	200m
Section Times	1:41.76 [3] (0:18.48)	1:23.28 [5] (0:11.56)	1:11.72 [5] (0:12.18)	0:59.54 [5] (0:12.85)	0:46.69 [4] (0:12.08)	0:34.61 [4] (0:11.48)	0:23.13 [4] (0:11.33)	0:11.80 [2] (0:11.80)
Average Speed [km/h]	51.8	62.4	59.1	56.0	59.6	62.3	63.4	61.1
Top Speed [km/h]	63.7	63.5	62.7	56.7	61.5	63.8	64.0	63.1
Avg. Dist. to Rail [m]	2.7	0.1	0.2	0.3	0.5	0.7	0.6	1.7
Avg. Stride Freq. [Hz]	2.2	2.3	2.2	2.2	2.2	2.3	2.3	2.3
Avg. Stride Length [m]	6.5	7.5	7.3	7.1	7.4	7.6	7.6	7.3



- [] Ranking at each section and finish
- .-.- No data available at this section
- NA No data available



Horse/Jockey Name	Grinzing Knight
Final Rank	4
Fastest Section Time (Section)	0:11.21 (1400m)
Top Speed [km/h] (Section)	66.1 (Overall)
Race State	Finished



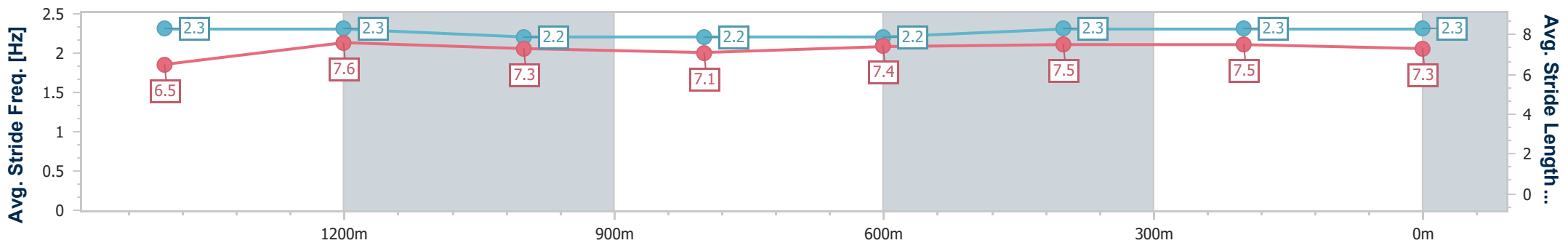
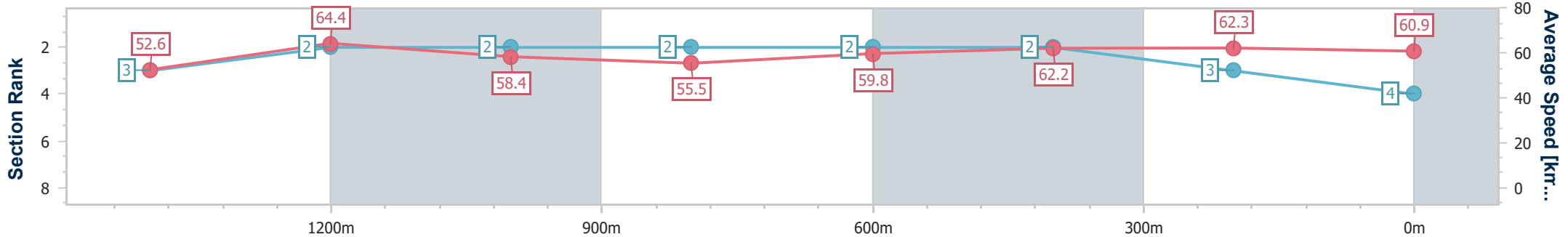
Ipswich QLD Professional
 Race 3: ROSE JENSEN KENT LAWYERS BENCHMARK 68
 Handicap (4YO only QTIS bonuses applicable) - 1666m



24 July 2024 - 13:08

Track Rating: Good 4, Weather: Fine, Rail Position: True

Section	Overall	1400m	1200m	1000m	800m	600m	400m	200m
Section Times	1:41.84 [4] (0:18.23)	1:23.61 [3] (0:11.21)	1:12.40 [2] (0:12.35)	1:00.05 [2] (0:13.03)	0:47.02 [2] (0:12.06)	0:34.96 [2] (0:11.59)	0:23.37 [2] (0:11.53)	0:11.84 [3] (0:11.84)
Average Speed [km/h]	52.6	64.4	58.4	55.5	59.8	62.2	62.3	60.9
Top Speed [km/h]	66.1	65.7	63.3	57.1	61.0	62.9	63.9	62.4
Avg. Dist. to Rail [m]	5.9	0.8	0.6	0.6	0.5	0.4	0.7	2.9
Avg. Stride Freq. [Hz]	2.3	2.3	2.2	2.2	2.2	2.3	2.3	2.3
Avg. Stride Length [m]	6.5	7.6	7.3	7.1	7.4	7.5	7.5	7.3



- [] Ranking at each section and finish
- .-.- No data available at this section
- NA No data available



Horse/Jockey Name	Skater
Final Rank	5
Fastest Section Time (Section)	0:11.46 (400m)
Top Speed [km/h] (Section)	63.8 (Overall)
Race State	Finished



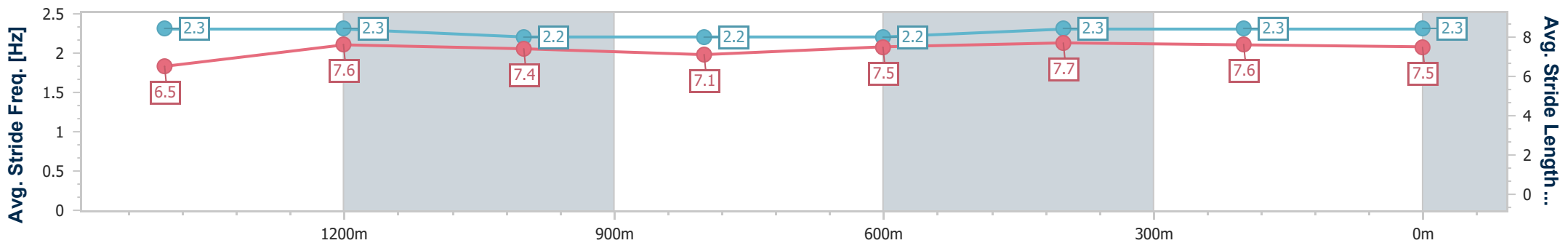
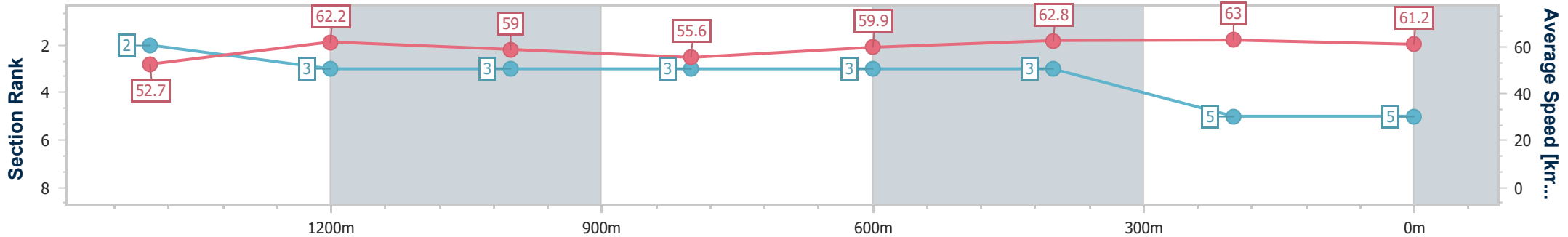
Ipswich QLD Professional
 Race 3: ROSE JENSEN KENT LAWYERS BENCHMARK 68
 Handicap (4YO only QTIS bonuses applicable) - 1666m



24 July 2024 - 13:08

Track Rating: Good 4, Weather: Fine, Rail Position: True

Section	Overall	1400m	1200m	1000m	800m	600m	400m	200m
Section Times	1:41.86 [5] (0:18.16)	1:23.70 [2] (0:11.62)	1:12.08 [3] (0:12.26)	0:59.82 [3] (0:13.00)	0:46.82 [3] (0:12.04)	0:34.78 [3] (0:11.53)	0:23.25 [3] (0:11.46)	0:11.79 [5] (0:11.79)
Average Speed [km/h]	52.7	62.2	59.0	55.6	59.9	62.8	63.0	61.2
Top Speed [km/h]	63.8	63.1	62.1	56.5	61.7	63.6	63.6	62.5
Avg. Dist. to Rail [m]	2.2	0.7	1.1	1.5	1.0	0.8	1.9	4.8
Avg. Stride Freq. [Hz]	2.3	2.3	2.2	2.2	2.2	2.3	2.3	2.3
Avg. Stride Length [m]	6.5	7.6	7.4	7.1	7.5	7.7	7.6	7.5



- [] Ranking at each section and finish
- .-.- No data available at this section
- NA No data available



Horse/Jockey Name	Condrieu
Final Rank	6
Fastest Section Time (Section)	0:11.38 (400m)
Top Speed [km/h] (Section)	63.8 (400m)
Race State	Finished



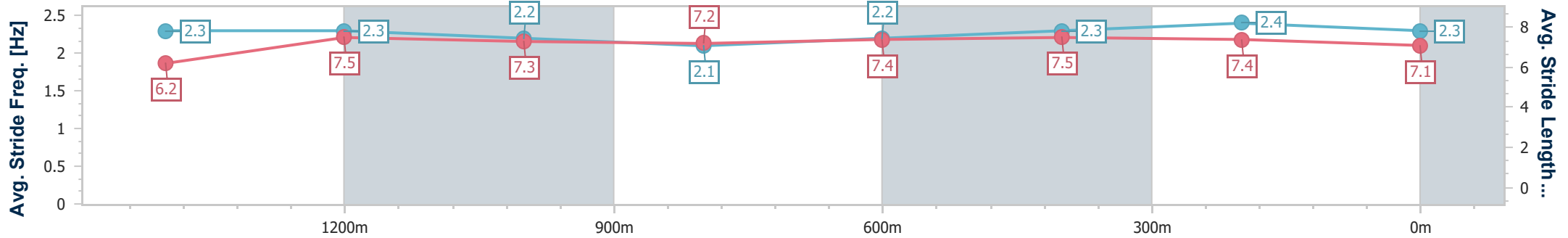
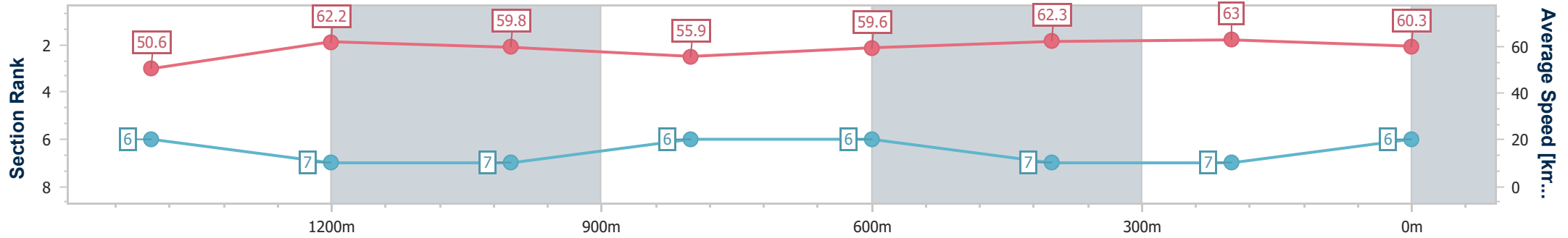
Ipswich QLD Professional
 Race 3: ROSE JENSEN KENT LAWYERS BENCHMARK 68
 Handicap (4YO only QTIS bonuses applicable) - 1666m



24 July 2024 - 13:08

Track Rating: Good 4, Weather: Fine, Rail Position: True

Section	Overall	1400m	1200m	1000m	800m	600m	400m	200m
Section Times	1:42.28 [6] (0:18.91)	1:23.37 [6] (0:11.57)	1:11.80 [7] (0:12.02)	0:59.78 [7] (0:12.89)	0:46.89 [6] (0:12.06)	0:34.83 [6] (0:11.53)	0:23.30 [7] (0:11.38)	0:11.92 [7] (0:11.92)
Average Speed [km/h]	50.6	62.2	59.8	55.9	59.6	62.3	63.0	60.3
Top Speed [km/h]	63.6	63.6	63.5	56.9	62.2	62.7	63.8	62.6
Avg. Dist. to Rail [m]	4.0	0.6	0.2	0.2	0.4	0.6	1.4	1.1
Avg. Stride Freq. [Hz]	2.3	2.3	2.2	2.1	2.2	2.3	2.4	2.3
Avg. Stride Length [m]	6.2	7.5	7.3	7.2	7.4	7.5	7.4	7.1



- [] Ranking at each section and finish
- .-.- No data available at this section
- NA No data available



Horse/Jockey Name	Mishani Spartan
Final Rank	7
Fastest Section Time (Section)	0:11.33 (400m)
Top Speed [km/h] (Section)	64.2 (600m)
Race State	Finished



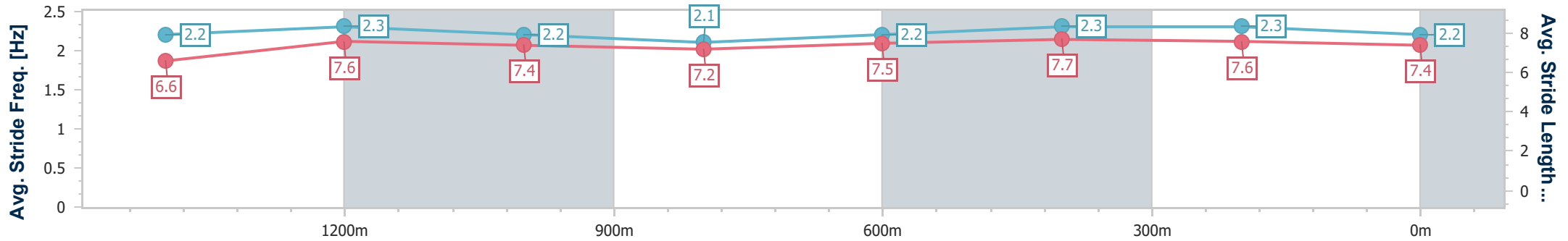
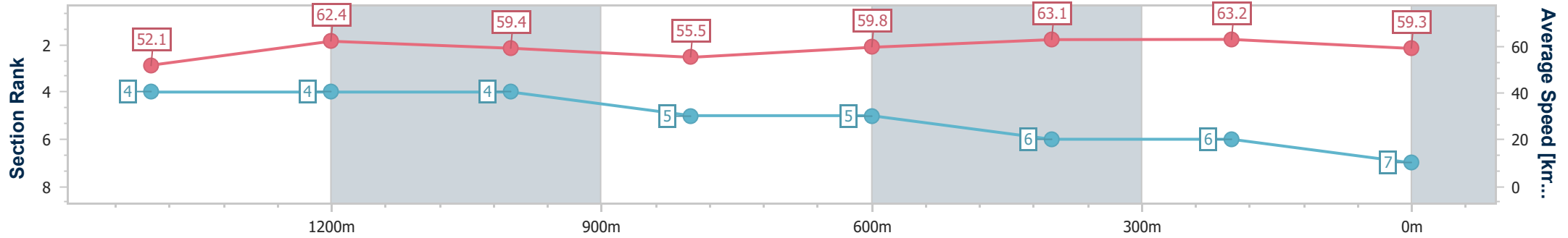
Ipswich QLD Professional
 Race 3: ROSE JENSEN KENT LAWYERS BENCHMARK 68
 Handicap (4YO only QTIS bonuses applicable) - 1666m



24 July 2024 - 13:08

Track Rating: Good 4, Weather: Fine, Rail Position: True

Section	Overall	1400m	1200m	1000m	800m	600m	400m	200m
Section Times	1:42.34 [7] (0:18.41)	1:23.93 [4] (0:11.57)	1:12.36 [4] (0:12.20)	1:00.16 [4] (0:13.08)	0:47.08 [5] (0:12.13)	0:34.95 [5] (0:11.47)	0:23.48 [6] (0:11.33)	0:12.15 [6] (0:12.15)
Average Speed [km/h]	52.1	62.4	59.4	55.5	59.8	63.1	63.2	59.3
Top Speed [km/h]	63.9	63.6	62.0	56.1	62.2	64.2	64.0	62.8
Avg. Dist. to Rail [m]	3.5	0.6	1.9	2.9	2.0	1.1	0.5	1.1
Avg. Stride Freq. [Hz]	2.2	2.3	2.2	2.1	2.2	2.3	2.3	2.2
Avg. Stride Length [m]	6.6	7.6	7.4	7.2	7.5	7.7	7.6	7.4



- [] Ranking at each section and finish
- .-.- No data available at this section
- NA No data available



Ipswich QLD Professional
Race 4: BANK OF QUEENSLAND WINSTON GLADES BENCHMARK 70
Handicap - 1100m
24 July 2024 - 13:43



Track Rating: Good 4, Weather: Fine, Rail Position: True

Section		Field Times											Last 600m					
		Overall	1000m	800m	600m	400m	200m						0:34.00					
		1:03.30 (0:08.18)	0:55.12 (0:10.41)	0:44.71 (0:10.71)	0:34.00 (0:11.07)	0:22.93 (0:11.27)	0:11.66 (0:11.66)											
Rank	TAB	Horse/Jockey	Barrier	Top Speed [km/h]	Fastest Section												Margin	Distance Travelled [m]
1	2	MASTER SHOWMAN Cody Collis	4	68.9	0:08.43	1:03.30 [1] (0:08.43)	0:54.87 [6] (0:10.76)	0:44.11 [6] (0:10.71)	0:33.40 [6] (0:10.98)	0:22.42 [6] (0:11.12)	0:11.30 [5] (0:11.30)	1:03.30	0:33.40					
2	4	RUSSIAN SUB Marnu Potgieter	9	70.7	0:08.18	1:03.41 [2] (0:08.18)	0:55.23 [1] (0:10.43)	0:44.80 [2] (0:10.76)	0:34.04 [2] (0:11.15)	0:22.89 [2] (0:11.12)	0:11.77 [1] (0:11.77)	0.63L	0:34.04	+1				
3	1	BURNISH GOLD Alisha Donald	3	68.5	0:08.22	1:03.49 [3] (0:08.22)	0:55.27 [3] (0:10.74)	0:44.53 [4] (0:10.86)	0:33.67 [5] (0:11.02)	0:22.65 [5] (0:11.09)	0:11.56 [4] (0:11.56)	1.15L	0:33.67	+5				
4	8	LUVARCHIE Cejay Graham	6	69.6	0:08.29	1:03.54 [4] (0:08.29)	0:55.25 [4] (0:10.50)	0:44.75 [3] (0:10.81)	0:33.94 [3] (0:11.06)	0:22.88 [3] (0:11.23)	0:11.65 [3] (0:11.65)	1.4L	0:33.94	+0				
5	7	THE KEWESS Angela Jones	2	68.8	0:08.73	1:03.75 [5] (0:08.73)	0:55.02 [8] (0:10.76)	0:44.26 [8] (0:10.74)	0:33.52 [8] (0:10.97)	0:22.55 [8] (0:11.04)	0:11.51 [8] (0:11.51)	2.68L	0:33.52	+0				
6	6	BETTER BE NORDY Emily Lang	7	68.3	0:08.77	1:03.76 [6] (0:08.77)	0:54.99 [9] (0:10.80)	0:44.19 [9] (0:10.71)	0:33.48 [9] (0:11.08)	0:22.40 [9] (0:11.12)	0:11.28 [9] (0:11.28)	2.72L	0:33.48	+2				
7	9	OUR RED PLANET Kirk Matheson	8	69.2	0:08.66	1:03.78 [7] (0:08.66)	0:55.12 [7] (0:10.73)	0:44.39 [7] (0:10.72)	0:33.67 [7] (0:11.02)	0:22.65 [7] (0:11.09)	0:11.56 [7] (0:11.56)	2.85L	0:33.67	+3				
8	3	MOUETTE Tahlia Fenlon	5	69.8	0:08.19	1:03.88 [8] (0:08.19)	0:55.69 [2] (0:10.40)	0:45.29 [1] (0:10.71)	0:34.58 [1] (0:11.07)	0:23.51 [1] (0:11.27)	0:12.24 [2] (0:12.24)	3.42L	0:34.58	-5				
9	5	AIN'T SHE LOVELY Anthony Allen	1	68.5	0:08.31	1:04.13 [9] (0:08.31)	0:55.82 [5] (0:10.69)	0:45.13 [5] (0:10.73)	0:34.40 [4] (0:11.02)	0:23.38 [4] (0:11.29)	0:12.09 [6] (0:12.09)	4.88L	0:34.40	-4				

[] Ranking at each section and finish
 -:-:- No data available at this section
 NA No data available

SCN Saddle cloth number
 DNF Did not finish
 DNT Did not track



Horse/Jockey Name	Master Showman
Final Rank	1
Fastest Section Time (Section)	0:08.43 (Overall)
Top Speed [km/h] (Section)	68.9 (1000m)
Race State	Finished



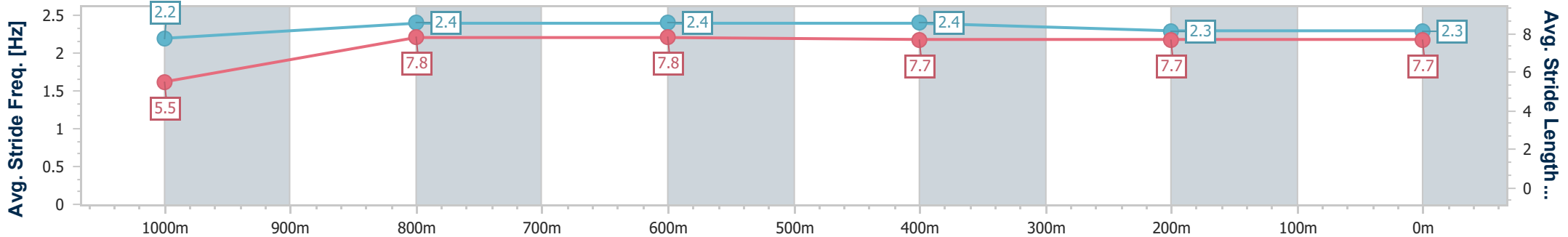
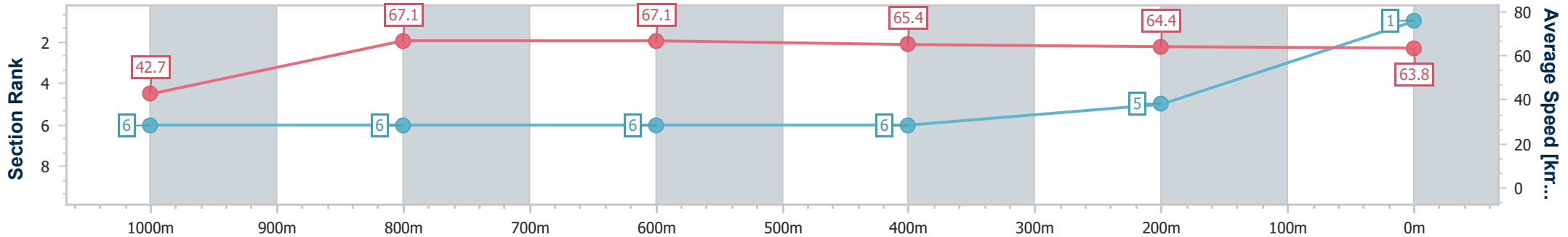
Ipswich QLD Professional
 Race 4: BANK OF QUEENSLAND WINSTON GLADES
 BENCHMARK 70 Handicap - 1100m



24 July 2024 - 13:43

Track Rating: Good 4, Weather: Fine, Rail Position: True

Section	Overall	1000m	800m	600m	400m	200m
Section Times	1:03.30 [1] (0:08.43)	0:54.87 [6] (0:10.76)	0:44.11 [6] (0:10.71)	0:33.40 [6] (0:10.98)	0:22.42 [6] (0:11.12)	0:11.30 [5]
Average Speed [km/h]	42.7	67.1	67.1	65.4	64.4	63.8
Top Speed [km/h]	63.8	68.9	68.5	66.6	66.0	65.9
Avg. Dist. to Rail [m]	5.6	1.8	0.4	0.6	0.7	0.7
Avg. Stride Freq. [Hz]	2.2	2.4	2.4	2.4	2.3	2.3
Avg. Stride Length [m]	5.5	7.8	7.8	7.7	7.7	7.7



- [] Ranking at each section and finish
- .-.- No data available at this section
- NA No data available



Horse/Jockey Name	Russian Sub
Final Rank	2
Fastest Section Time (Section)	0:08.18 (Overall)
Top Speed [km/h] (Section)	70.7 (1000m)
Race State	Finished



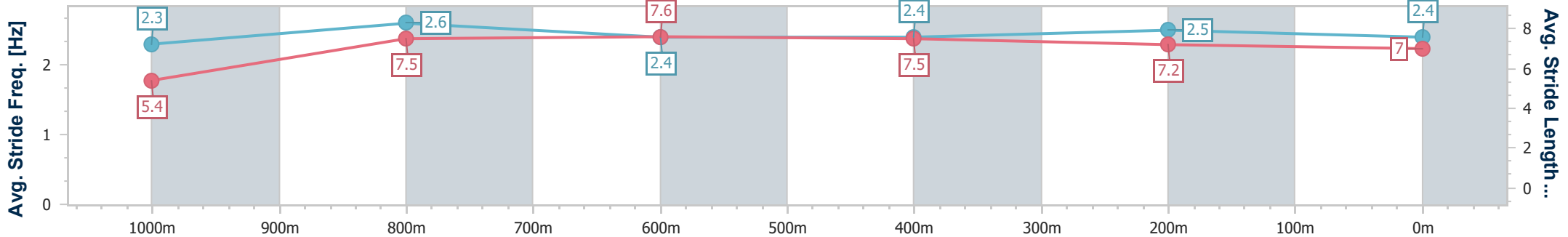
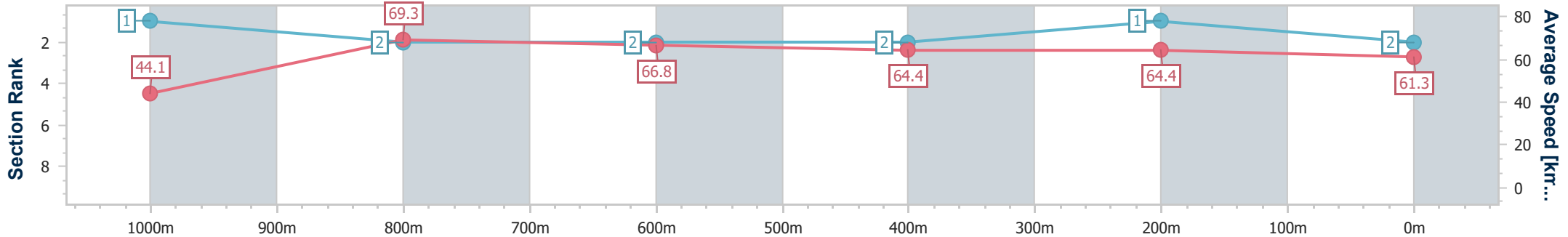
Ipswich QLD Professional
 Race 4: BANK OF QUEENSLAND WINSTON GLADES
 BENCHMARK 70 Handicap - 1100m



24 July 2024 - 13:43

Track Rating: Good 4, Weather: Fine, Rail Position: True

Section	Overall	1000m	800m	600m	400m	200m
Section Times	1:03.41 [2] (0:08.18)	0:55.23 [1] (0:10.43)	0:44.80 [2] (0:10.76)	0:34.04 [2] (0:11.15)	0:22.89 [2] (0:11.12)	0:11.77 [1] (0:11.77)
Average Speed [km/h]	44.1	69.3	66.8	64.4	64.4	61.3
Top Speed [km/h]	65.6	70.7	68.8	65.8	65.2	65.0
Avg. Dist. to Rail [m]	8.1	2.6	0.4	0.5	0.5	0.7
Avg. Stride Freq. [Hz]	2.3	2.6	2.4	2.4	2.5	2.4
Avg. Stride Length [m]	5.4	7.5	7.6	7.5	7.2	7.0



- [] Ranking at each section and finish
- .-.- No data available at this section
- NA No data available



Horse/Jockey Name	Burnish Gold
Final Rank	3
Fastest Section Time (Section)	0:08.22 (Overall)
Top Speed [km/h] (Section)	68.5 (1000m)
Race State	Finished



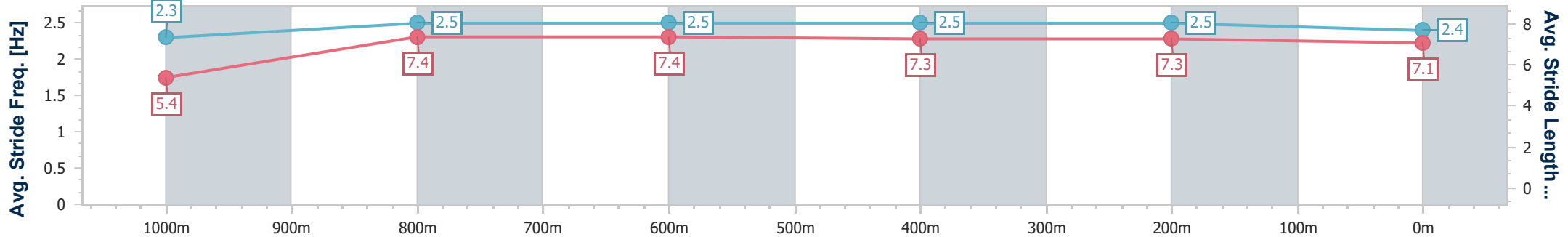
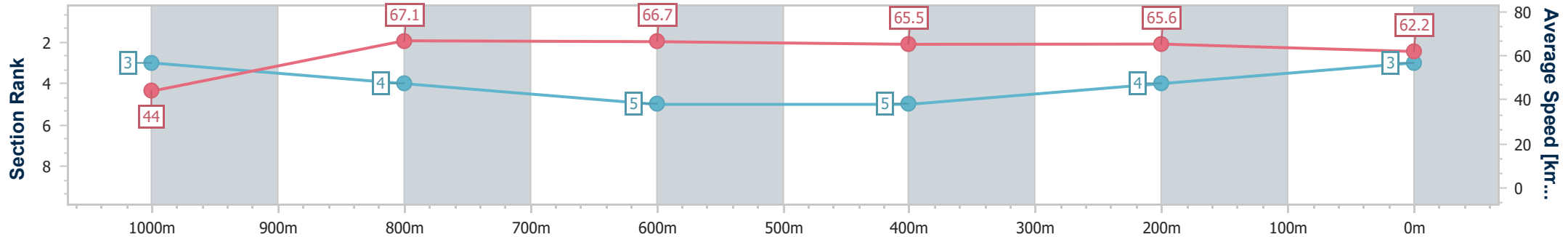
Ipswich QLD Professional
 Race 4: BANK OF QUEENSLAND WINSTON GLADES
 BENCHMARK 70 Handicap - 1100m



24 July 2024 - 13:43

Track Rating: Good 4, Weather: Fine, Rail Position: True

Section	Overall	1000m	800m	600m	400m	200m
Section Times	1:03.49 [3] (0:08.22)	0:55.27 [3] (0:10.74)	0:44.53 [4] (0:10.86)	0:33.67 [5] (0:11.02)	0:22.65 [5] (0:11.09)	0:11.56 [4]
Average Speed [km/h]	44.0	67.1	66.7	65.5	65.6	62.2
Top Speed [km/h]	64.1	68.5	68.4	66.3	65.9	64.8
Avg. Dist. to Rail [m]	4.7	1.9	0.6	1.0	2.9	5.8
Avg. Stride Freq. [Hz]	2.3	2.5	2.5	2.5	2.5	2.4
Avg. Stride Length [m]	5.4	7.4	7.4	7.3	7.3	7.1



- [] Ranking at each section and finish
- .-.- No data available at this section
- NA No data available



Horse/Jockey Name	Luvarchie
Final Rank	4
Fastest Section Time (Section)	0:08.29 (Overall)
Top Speed [km/h] (Section)	69.6 (1000m)
Race State	Finished



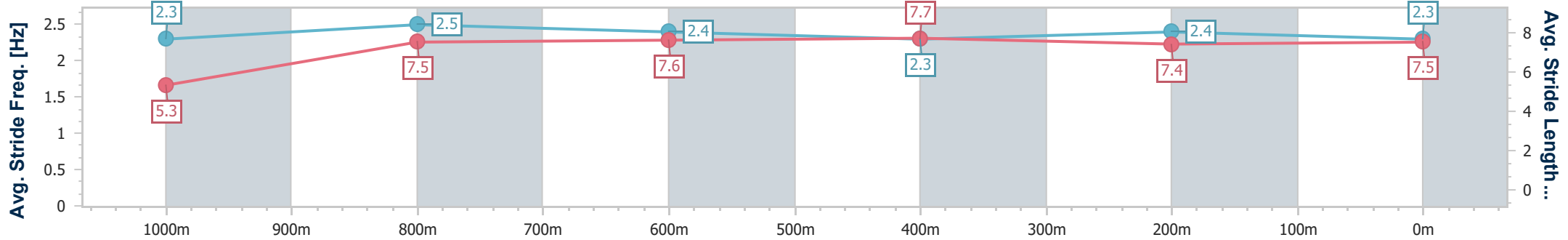
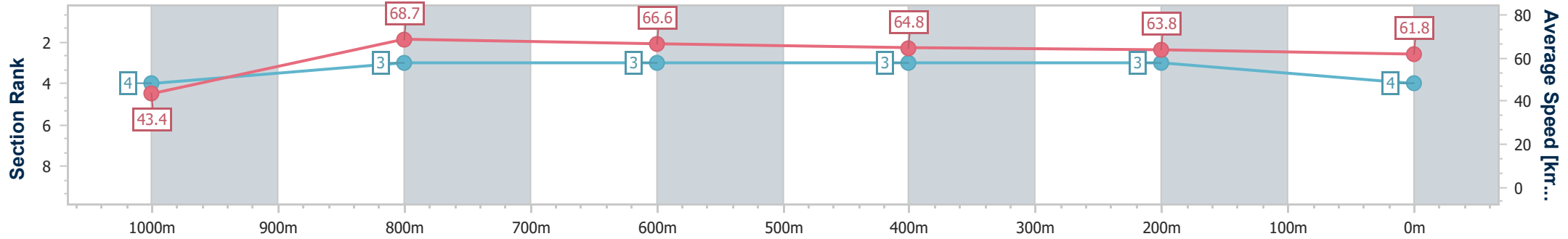
Ipswich QLD Professional
 Race 4: BANK OF QUEENSLAND WINSTON GLADES
 BENCHMARK 70 Handicap - 1100m



24 July 2024 - 13:43

Track Rating: Good 4, Weather: Fine, Rail Position: True

Section	Overall	1000m	800m	600m	400m	200m
Section Times	1:03.54 [4] (0:08.29)	0:55.25 [4] (0:10.50)	0:44.75 [3] (0:10.81)	0:33.94 [3] (0:11.06)	0:22.88 [3] (0:11.23)	0:11.65 [3] (0:11.65)
Average Speed [km/h]	43.4	68.7	66.6	64.8	63.8	61.8
Top Speed [km/h]	65.8	69.6	67.7	66.7	64.7	63.7
Avg. Dist. to Rail [m]	7.3	1.7	0.7	0.4	1.0	2.5
Avg. Stride Freq. [Hz]	2.3	2.5	2.4	2.3	2.4	2.3
Avg. Stride Length [m]	5.3	7.5	7.6	7.7	7.4	7.5



- [] Ranking at each section and finish
- .-.- No data available at this section
- NA No data available



Horse/Jockey Name	The Kewess
Final Rank	5
Fastest Section Time (Section)	0:08.73 (Overall)
Top Speed [km/h] (Section)	68.8 (1000m)
Race State	Finished



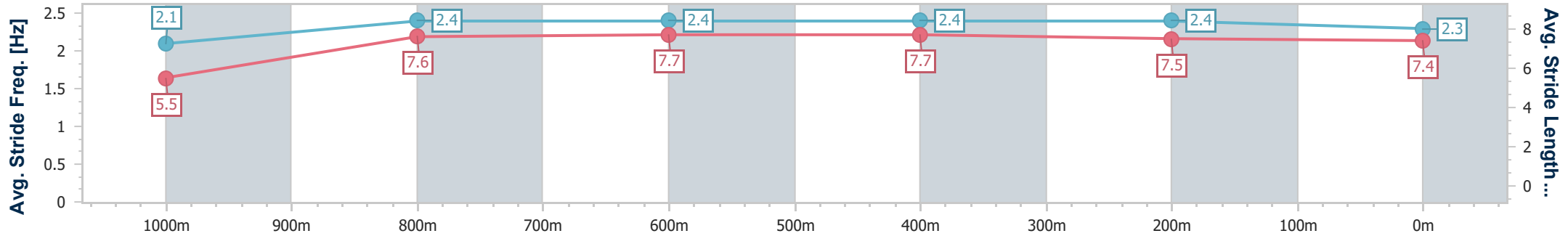
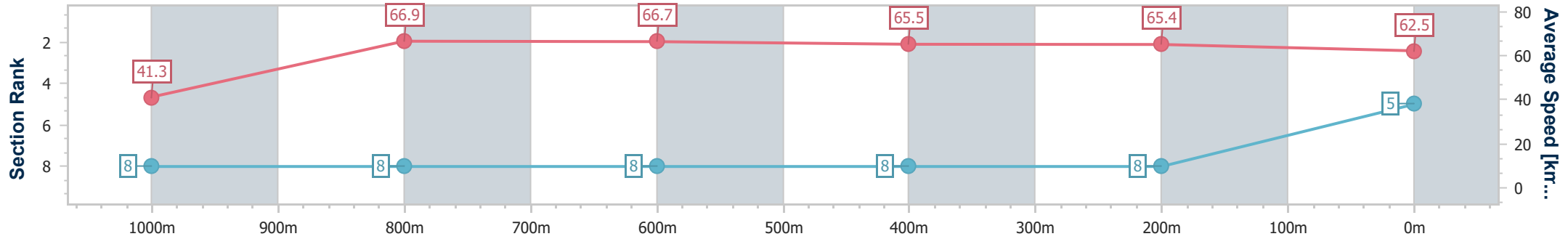
Ipswich QLD Professional
 Race 4: BANK OF QUEENSLAND WINSTON GLADES
 BENCHMARK 70 Handicap - 1100m



24 July 2024 - 13:43

Track Rating: Good 4, Weather: Fine, Rail Position: True

Section	Overall	1000m	800m	600m	400m	200m
Section Times	1:03.75 [5] (0:08.73)	0:55.02 [8] (0:10.76)	0:44.26 [8] (0:10.74)	0:33.52 [8] (0:10.97)	0:22.55 [8] (0:11.04)	0:11.51 [8] (0:11.51)
Average Speed [km/h]	41.3	66.9	66.7	65.5	65.4	62.5
Top Speed [km/h]	62.5	68.8	68.7	66.5	66.0	65.8
Avg. Dist. to Rail [m]	3.8	0.9	0.4	0.4	1.5	4.5
Avg. Stride Freq. [Hz]	2.1	2.4	2.4	2.4	2.4	2.3
Avg. Stride Length [m]	5.5	7.6	7.7	7.7	7.5	7.4



- [] Ranking at each section and finish
- .-.- No data available at this section
- NA No data available



Horse/Jockey Name	Better Be Nordy
Final Rank	6
Fastest Section Time (Section)	0:08.77 (Overall)
Top Speed [km/h] (Section)	68.3 (1000m)
Race State	Finished



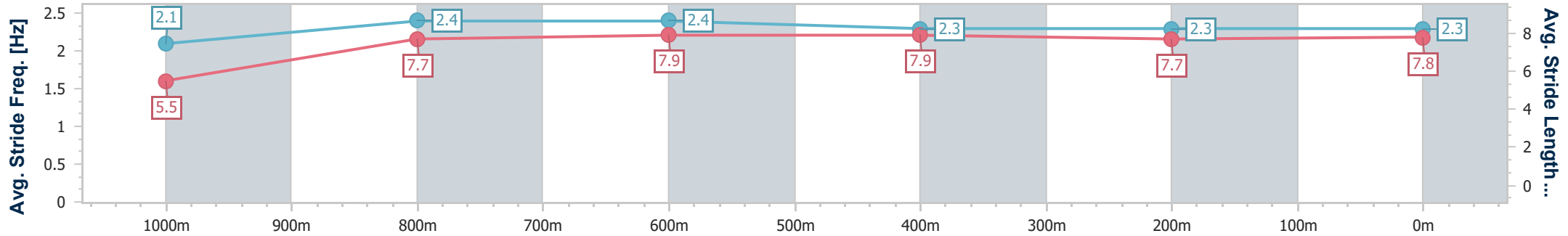
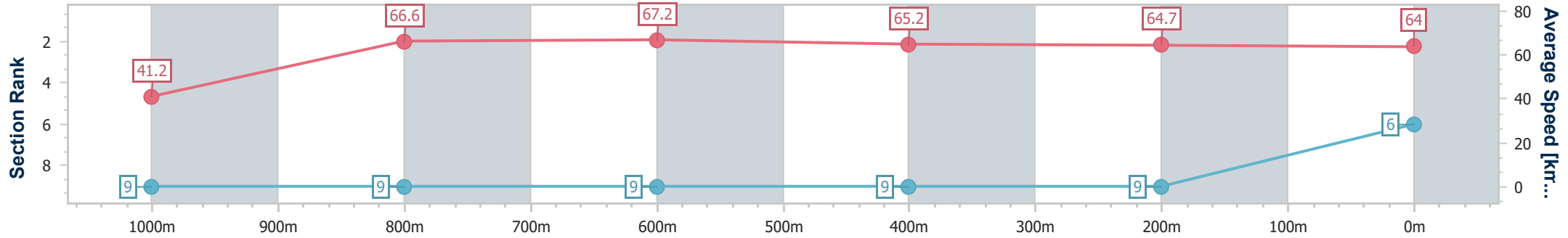
Ipswich QLD Professional
 Race 4: BANK OF QUEENSLAND WINSTON GLADES
 BENCHMARK 70 Handicap - 1100m



24 July 2024 - 13:43

Track Rating: Good 4, Weather: Fine, Rail Position: True

Section	Overall	1000m	800m	600m	400m	200m
Section Times	1:03.76 [6] (0:08.77)	0:54.99 [9] (0:10.80)	0:44.19 [9] (0:10.71)	0:33.48 [9] (0:11.08)	0:22.40 [9] (0:11.12)	0:11.28 [9] (0:11.28)
Average Speed [km/h]	41.2	66.6	67.2	65.2	64.7	64.0
Top Speed [km/h]	63.1	68.3	68.3	66.7	65.9	65.8
Avg. Dist. to Rail [m]	7.2	1.7	0.2	0.4	0.8	1.7
Avg. Stride Freq. [Hz]	2.1	2.4	2.4	2.3	2.3	2.3
Avg. Stride Length [m]	5.5	7.7	7.9	7.9	7.7	7.8



- [] Ranking at each section and finish
- .-.- No data available at this section
- NA No data available



Horse/Jockey Name	Our Red Planet
Final Rank	7
Fastest Section Time (Section)	0:08.66 (Overall)
Top Speed [km/h] (Section)	69.2 (800m)
Race State	Finished



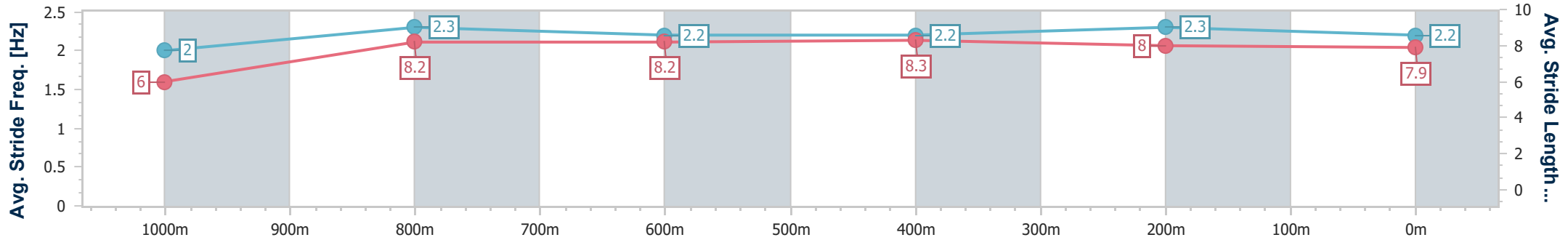
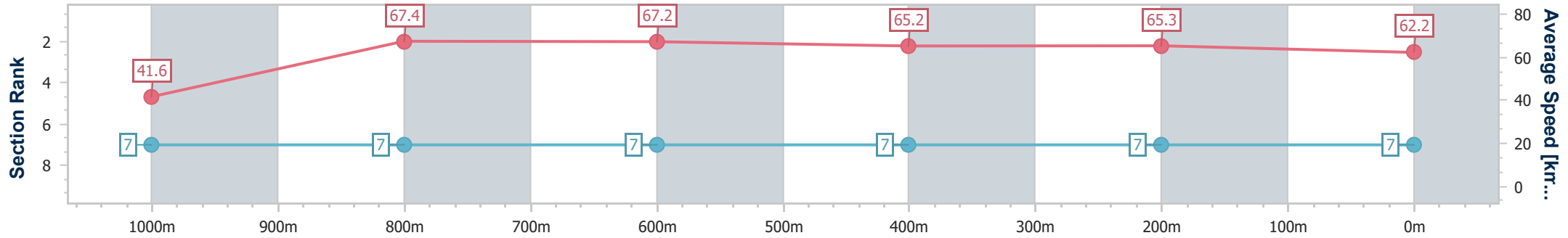
Ipswich QLD Professional
 Race 4: BANK OF QUEENSLAND WINSTON GLADES
 BENCHMARK 70 Handicap - 1100m



24 July 2024 - 13:43

Track Rating: Good 4, Weather: Fine, Rail Position: True

Section	Overall	1000m	800m	600m	400m	200m
Section Times	1:03.78 [7] (0:08.66)	0:55.12 [7] (0:10.73)	0:44.39 [7] (0:10.72)	0:33.67 [7] (0:11.02)	0:22.65 [7] (0:11.09)	0:11.56 [7] (0:11.56)
Average Speed [km/h]	41.6	67.4	67.2	65.2	65.3	62.2
Top Speed [km/h]	64.7	68.4	69.2	66.1	65.9	65.2
Avg. Dist. to Rail [m]	8.7	2.4	0.3	0.3	2.0	5.1
Avg. Stride Freq. [Hz]	2.0	2.3	2.2	2.2	2.3	2.2
Avg. Stride Length [m]	6.0	8.2	8.2	8.3	8.0	7.9



- [] Ranking at each section and finish
- .-.- No data available at this section
- NA No data available



Horse/Jockey Name	Mouette
Final Rank	8
Fastest Section Time (Section)	0:08.19 (Overall)
Top Speed [km/h] (Section)	69.8 (1000m)
Race State	Finished



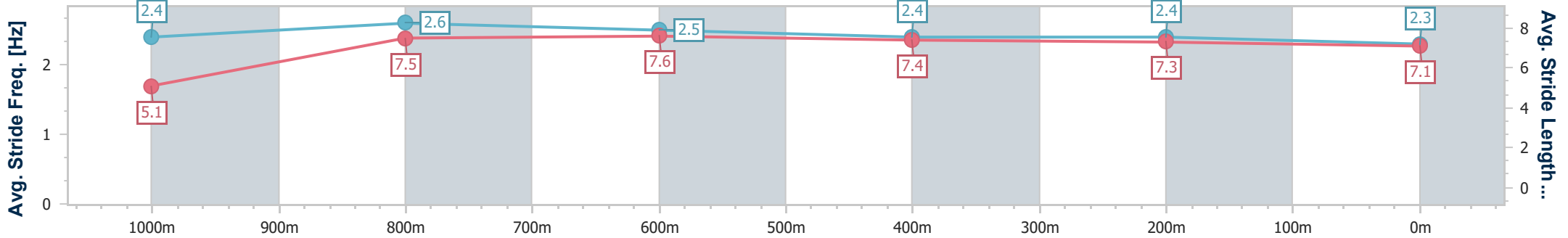
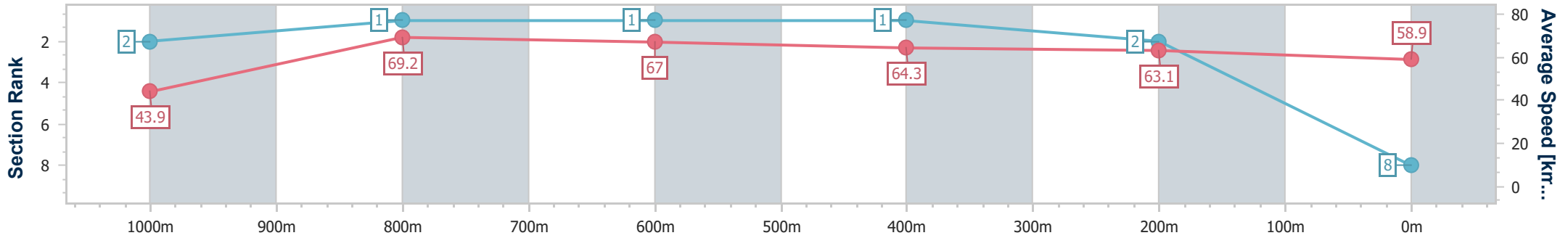
Ipswich QLD Professional
 Race 4: BANK OF QUEENSLAND WINSTON GLADES
 BENCHMARK 70 Handicap - 1100m



24 July 2024 - 13:43

Track Rating: Good 4, Weather: Fine, Rail Position: True

Section	Overall	1000m	800m	600m	400m	200m
Section Times	1:03.88 [8] (0:08.19)	0:55.69 [2] (0:10.40)	0:45.29 [1] (0:10.71)	0:34.58 [1] (0:11.07)	0:23.51 [1] (0:11.27)	0:12.24 [2] (0:12.24)
Average Speed [km/h]	43.9	69.2	67.0	64.3	63.1	58.9
Top Speed [km/h]	66.7	69.8	69.4	65.6	64.6	61.8
Avg. Dist. to Rail [m]	6.2	1.7	1.4	1.6	2.4	2.0
Avg. Stride Freq. [Hz]	2.4	2.6	2.5	2.4	2.4	2.3
Avg. Stride Length [m]	5.1	7.5	7.6	7.4	7.3	7.1



- [] Ranking at each section and finish
- .-.- No data available at this section
- NA No data available



Horse/Jockey Name	Ain't She Lovely
Final Rank	9
Fastest Section Time (Section)	0:08.31 (Overall)
Top Speed [km/h] (Section)	68.5 (1000m)
Race State	Finished



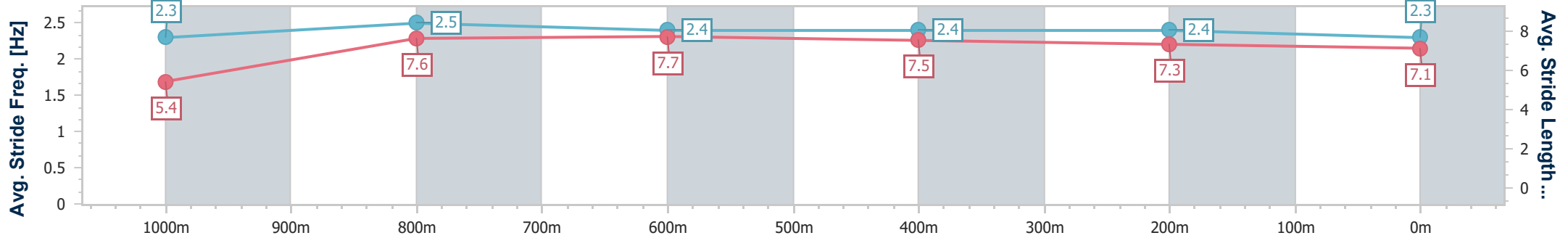
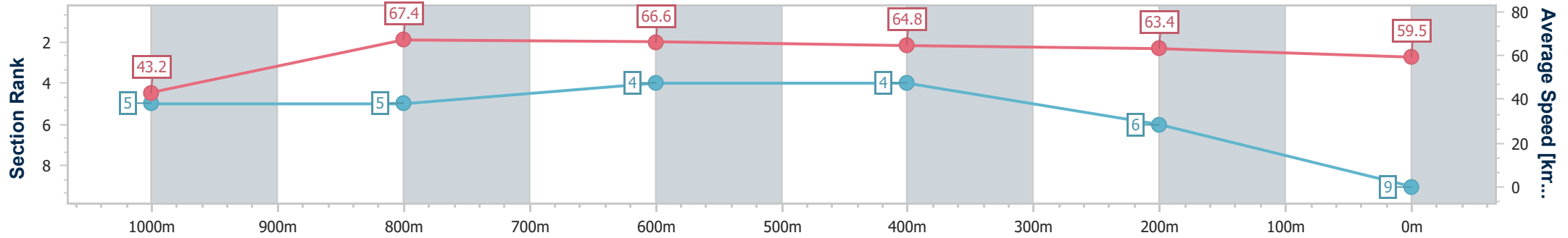
Ipswich QLD Professional
 Race 4: BANK OF QUEENSLAND WINSTON GLADES
 BENCHMARK 70 Handicap - 1100m



24 July 2024 - 13:43

Track Rating: Good 4, Weather: Fine, Rail Position: True

Section	Overall	1000m	800m	600m	400m	200m
Section Times	1:04.13 [9] (0:08.31)	0:55.82 [5] (0:10.69)	0:45.13 [5] (0:10.73)	0:34.40 [4] (0:11.02)	0:23.38 [4] (0:11.29)	0:12.09 [6] (0:12.09)
Average Speed [km/h]	43.2	67.4	66.6	64.8	63.4	59.5
Top Speed [km/h]	63.8	68.5	68.1	66.6	63.9	62.9
Avg. Dist. to Rail [m]	2.1	0.3	1.6	1.7	1.0	0.2
Avg. Stride Freq. [Hz]	2.3	2.5	2.4	2.4	2.4	2.3
Avg. Stride Length [m]	5.4	7.6	7.7	7.5	7.3	7.1



- [] Ranking at each section and finish
- .-.- No data available at this section
- NA No data available

Ipswich QLD Professional

Race 5: RDO EQUIPMENT BENCHMARK 78 Handicap - 1350m

24 July 2024 - 14:18

Track Rating: Good 4, Weather: Fine, Rail Position: True

Section												Last 600m	
Field Times		Overall	1200m	1000m	800m	600m	400m						0:34.25
		1:19.37 (0:11.09)	1:08.28 (0:10.90)	0:57.38 (0:11.75)	0:45.63 (0:11.38)	0:34.25 (0:11.41)	0:22.84 (0:11.38)						
Rank	TAB	Horse/Jockey	Barrier	Top Speed [km/h]	Fastest Section								Distance Travelled [m]
1	3	PATTON Ryan Maloney	1	66.3 1200m	0:11.03 1200m	1:19.37 [1] (0:11.15)	1:08.22 [2] (0:11.03)	0:57.19 [3] (0:11.78)	0:45.41 [4] (0:11.40)	0:34.01 [4] (0:11.38)	0:22.63 [3] (0:11.18)	0:34.01	
2	4	DENIED Emily Lang	3	67.1 1200m	0:10.90 1200m	1:19.52 [2] (0:11.09)	1:08.43 [1] (0:10.90)	0:57.53 [1] (0:11.75)	0:45.78 [1] (0:11.41)	0:34.37 [2] (0:11.38)	0:22.99 [1] (0:11.38)	0:34.37	-1
3	1	NAVAS TWO James Orman	4	66.5 1200m	0:11.16 1200m	1:19.69 [3] (0:11.45)	1:08.24 [7] (0:11.16)	0:57.08 [7] (0:11.69)	0:45.39 [7] (0:11.40)	0:33.99 [6] (0:11.32)	0:22.67 [6] (0:11.28)	0:33.99	+1
4	9	MY PINS Michael Cahill	7	67.3 1200m	0:10.87 1200m	1:19.74 [4] (0:11.19)	1:08.55 [3] (0:10.87)	0:57.68 [2] (0:11.74)	0:45.94 [3] (0:11.39)	0:34.55 [3] (0:11.39)	0:23.16 [2] (0:11.37)	0:34.55	+1
5	6	STRIPPED BACK Angela Jones	5	66.8 1200m	0:11.03 1200m	1:19.87 [5] (0:11.40)	1:08.47 [6] (0:11.03)	0:57.44 [5] (0:11.65)	0:45.79 [5] (0:11.45)	0:34.34 [5] (0:11.48)	0:22.86 [5] (0:11.39)	0:34.34	+5
6	2	ZUMA CALIFORNIA Boris Thornton	9	65.9 1200m	0:11.23 1200m	1:19.94 [6] (0:11.25)	1:08.69 [4] (0:11.23)	0:57.46 [6] (0:11.82)	0:45.64 [6] (0:11.48)	0:34.16 [7] (0:11.26)	0:22.90 [7] (0:11.35)	0:34.16	+7
7	5	ROLLINWITHTHEFLOW Dale Smith	6	67.5 1200m	0:10.88 1200m	1:21.46 [7] (0:11.33)	1:10.13 [5] (0:10.88)	0:59.25 [4] (0:11.55)	0:47.70 [2] (0:11.36)	0:36.34 [1] (0:11.62)	0:24.72 [4] (0:11.89)	0:36.34	+4

Scratched: Collay's Spirit (#7), Bandit (#8)

Track Rating: Good 4, Weather: Fine, Rail Position: True

Section				200m				Last 600m		
Field Times				0:11.46 (0:11.46)				0:34.25		
Rank	TAB	Horse/Jockey	Barrier	Top Speed [km/h]	Fastest Section	Margin			Distance Travelled [m]	
1	3	PATTON Ryan Maloney	1	66.3 1200m	0:11.03 1200m	0:11.45 [2] (0:11.45)	1:19.37		0:34.01	
2	4	DENIED Emily Lang	3	67.1 1200m	0:10.90 1200m	0:11.61 [1] (0:11.61)	0.84L		0:34.37	-1
3	1	NAVAS TWO James Orman	4	66.5 1200m	0:11.16 1200m	0:11.39 [4] (0:11.39)	1.86L		0:33.99	+1
4	9	MY PINS Michael Cahill	7	67.3 1200m	0:10.87 1200m	0:11.79 [3] (0:11.79)	2.13L		0:34.55	+1
5	6	STRIPPED BACK Angela Jones	5	66.8 1200m	0:11.03 1200m	0:11.47 [6] (0:11.47)	2.94L		0:34.34	+5
6	2	ZUMA CALIFORNIA Boris Thornton	9	65.9 1200m	0:11.23 1200m	0:11.55 [5] (0:11.55)	3.36L		0:34.16	+7
7	5	ROLLINWITHTHEFLOW Dale Smith	6	67.5 1200m	0:10.88 1200m	0:12.83 [7] (0:12.83)	12.3L		0:36.34	+4

Scratched: Collay's Spirit (#7), Bandit (#8)



Horse/Jockey Name	Patton
Final Rank	1
Fastest Section Time (Section)	0:11.03 (1200m)
Top Speed [km/h] (Section)	66.3 (1200m)
Race State	Finished

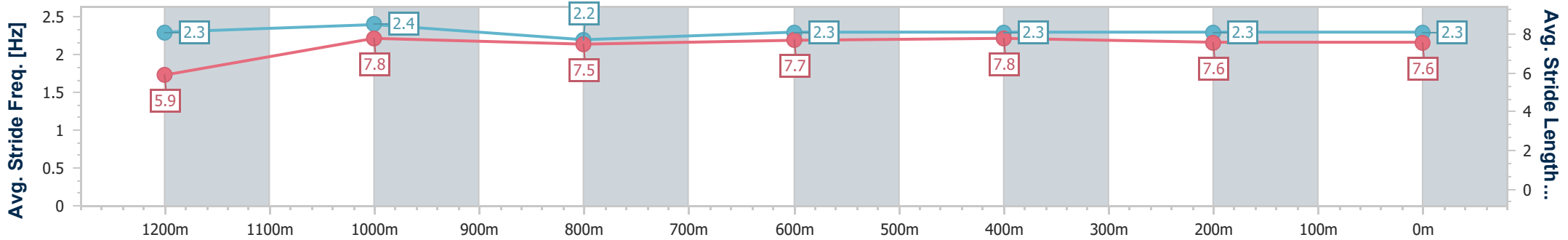
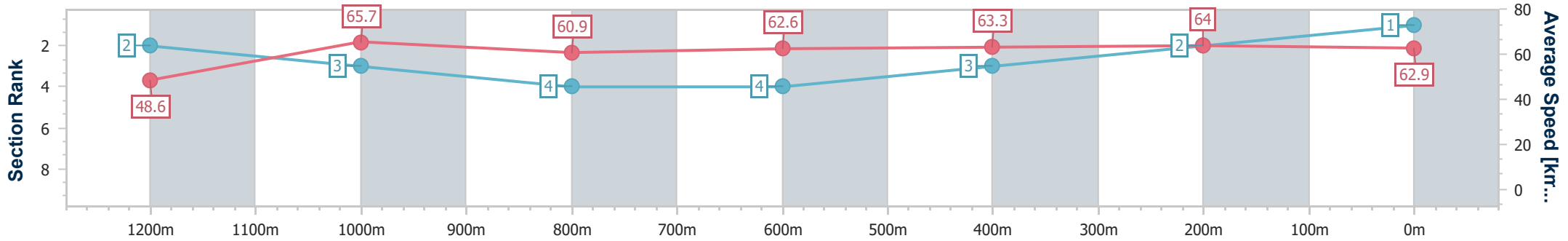


Ipswich QLD Professional
Race 5: RDO EQUIPMENT BENCHMARK 78 Handicap - 1350m



24 July 2024 - 14:18
Track Rating: Good 4, Weather: Fine, Rail Position: True

Section	Overall	1200m	1000m	800m	600m	400m	200m
Section Times	1:19.37 [1] (0:11.15)	1:08.22 [2] (0:11.03)	0:57.19 [3] (0:11.78)	0:45.41 [4] (0:11.40)	0:34.01 [4] (0:11.38)	0:22.63 [3] (0:11.18)	0:11.45 [2] (0:11.45)
Average Speed [km/h]	48.6	65.7	60.9	62.6	63.3	64.0	62.9
Top Speed [km/h]	54.4	66.3	65.9	63.8	63.8	65.2	66.1
Avg. Dist. to Rail [m]	1.7	1.1	0.3	0.9	0.7	1.2	1.7
Avg. Stride Freq. [Hz]	2.3	2.4	2.2	2.3	2.3	2.3	2.3
Avg. Stride Length [m]	5.9	7.8	7.5	7.7	7.8	7.6	7.6



- [] Ranking at each section and finish
- .-.- No data available at this section
- NA No data available



Horse/Jockey Name	Denied
Final Rank	2
Fastest Section Time (Section)	0:10.90 (1200m)
Top Speed [km/h] (Section)	67.1 (1200m)
Race State	Finished



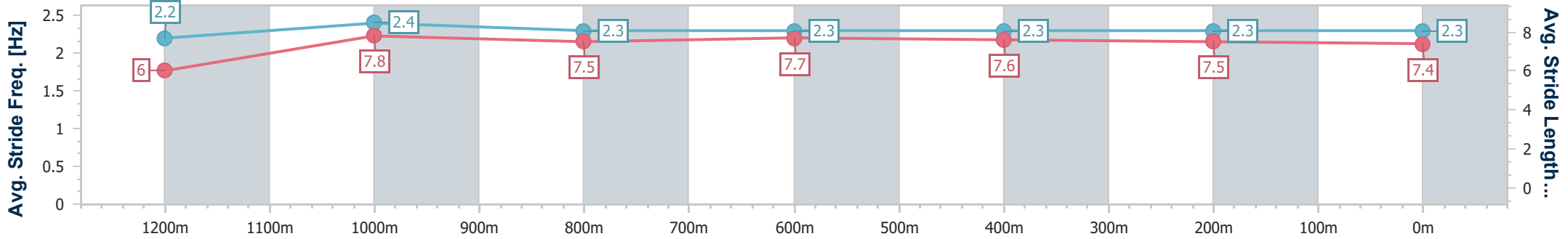
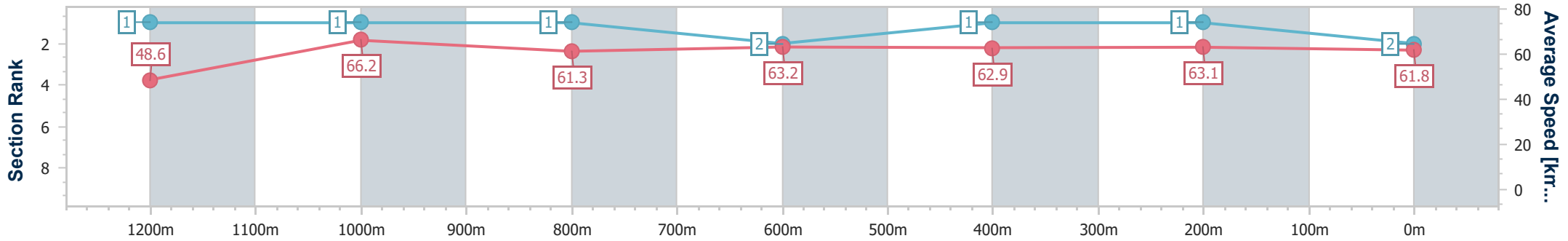
Ipswich QLD Professional
Race 5: RDO EQUIPMENT BENCHMARK 78 Handicap - 1350m



24 July 2024 - 14:18

Track Rating: Good 4, Weather: Fine, Rail Position: True

Section	Overall	1200m	1000m	800m	600m	400m	200m
Section Times	1:19.52 [2] (0:11.09)	1:08.43 [1] (0:10.90)	0:57.53 [1] (0:11.75)	0:45.78 [1] (0:11.41)	0:34.37 [2] (0:11.38)	0:22.99 [1] (0:11.38)	0:11.61 [1] (0:11.61)
Average Speed [km/h]	48.6	66.2	61.3	63.2	62.9	63.1	61.8
Top Speed [km/h]	54.3	67.1	66.7	63.6	63.6	63.8	63.8
Avg. Dist. to Rail [m]	2.6	1.6	0.5	1.3	1.3	0.7	0.2
Avg. Stride Freq. [Hz]	2.2	2.4	2.3	2.3	2.3	2.3	2.3
Avg. Stride Length [m]	6.0	7.8	7.5	7.7	7.6	7.5	7.4



- [] Ranking at each section and finish
- .-.- No data available at this section
- NA No data available



Horse/Jockey Name	Navas Two
Final Rank	3
Fastest Section Time (Section)	0:11.16 (1200m)
Top Speed [km/h] (Section)	66.5 (1200m)
Race State	Finished



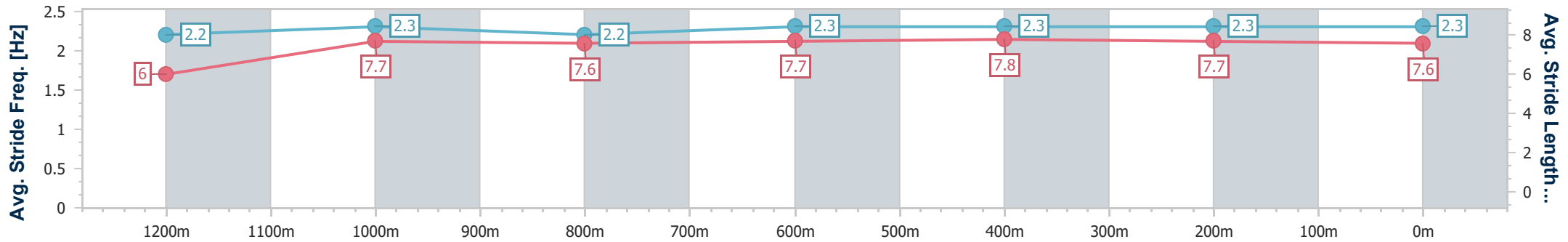
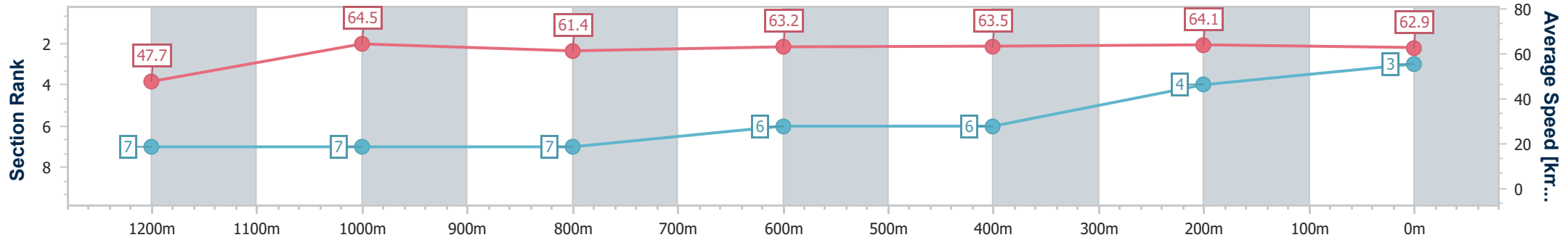
Ipswich QLD Professional
Race 5: RDO EQUIPMENT BENCHMARK 78 Handicap - 1350m



24 July 2024 - 14:18

Track Rating: Good 4, Weather: Fine, Rail Position: True

Section	Overall	1200m	1000m	800m	600m	400m	200m
Section Times	1:19.69 [3] (0:11.45)	1:08.24 [7] (0:11.16)	0:57.08 [7] (0:11.69)	0:45.39 [7] (0:11.40)	0:33.99 [6] (0:11.32)	0:22.67 [6] (0:11.28)	0:11.39 [4] (0:11.39)
Average Speed [km/h]	47.7	64.5	61.4	63.2	63.5	64.1	62.9
Top Speed [km/h]	54.6	66.5	65.0	64.0	64.4	64.6	64.9
Avg. Dist. to Rail [m]	2.8	0.9	0.5	1.2	0.9	1.6	2.6
Avg. Stride Freq. [Hz]	2.2	2.3	2.2	2.3	2.3	2.3	2.3
Avg. Stride Length [m]	6.0	7.7	7.6	7.7	7.8	7.7	7.6



- [] Ranking at each section and finish
- .-.- No data available at this section
- NA No data available



Horse/Jockey Name	My Pins
Final Rank	4
Fastest Section Time (Section)	0:10.87 (1200m)
Top Speed [km/h] (Section)	67.3 (1200m)
Race State	Finished

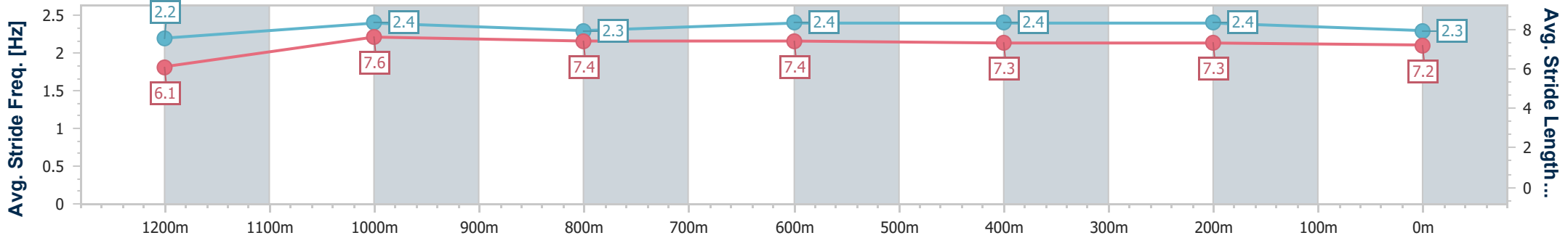
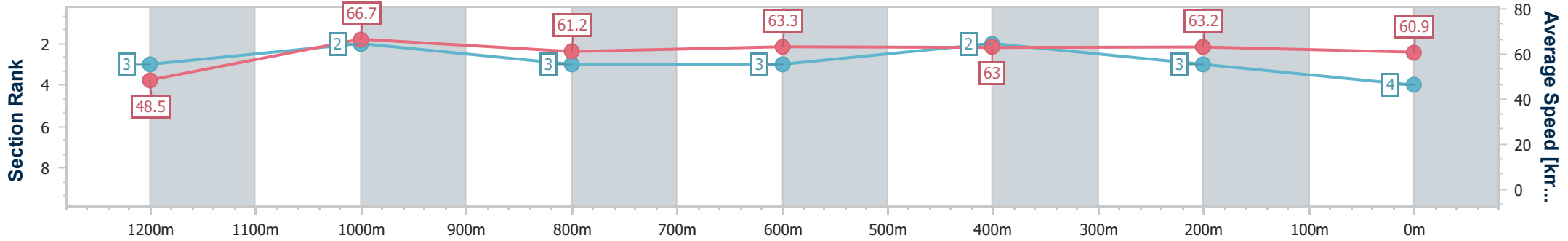


Ipswich QLD Professional
Race 5: RDO EQUIPMENT BENCHMARK 78 Handicap - 1350m



24 July 2024 - 14:18
Track Rating: Good 4, Weather: Fine, Rail Position: True

Section	Overall	1200m	1000m	800m	600m	400m	200m
Section Times	1:19.74 [4] (0:11.19)	1:08.55 [3] (0:10.87)	0:57.68 [2] (0:11.74)	0:45.94 [3] (0:11.39)	0:34.55 [3] (0:11.39)	0:23.16 [2] (0:11.37)	0:11.79 [3] (0:11.79)
Average Speed [km/h]	48.5	66.7	61.2	63.3	63.0	63.2	60.9
Top Speed [km/h]	54.8	67.3	67.1	63.9	64.1	64.0	64.0
Avg. Dist. to Rail [m]	6.3	2.4	0.6	0.9	0.6	0.6	0.8
Avg. Stride Freq. [Hz]	2.2	2.4	2.3	2.4	2.4	2.4	2.3
Avg. Stride Length [m]	6.1	7.6	7.4	7.4	7.3	7.3	7.2



- [] Ranking at each section and finish
- .-.- No data available at this section
- NA No data available



Horse/Jockey Name	Stripped Back
Final Rank	5
Fastest Section Time (Section)	0:11.03 (1200m)
Top Speed [km/h] (Section)	66.8 (1200m)
Race State	Finished

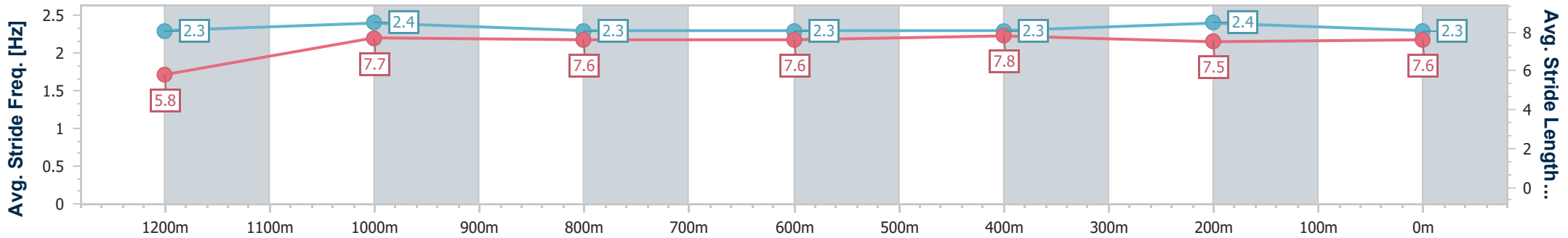
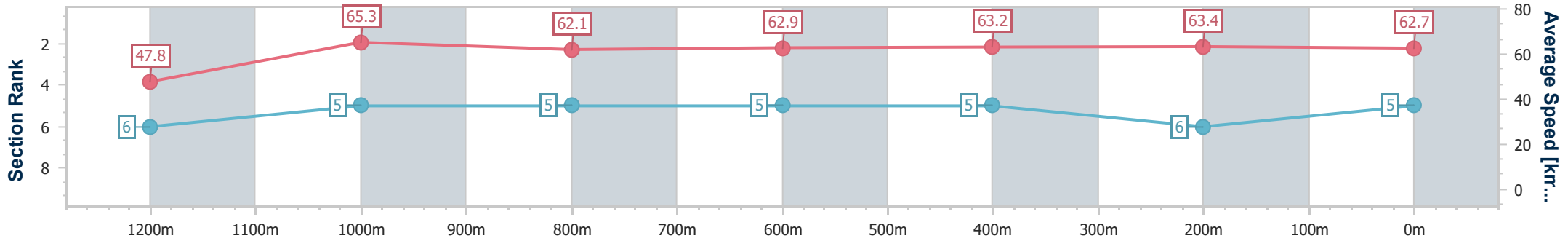


Ipswich QLD Professional
Race 5: RDO EQUIPMENT BENCHMARK 78 Handicap - 1350m



24 July 2024 - 14:18
Track Rating: Good 4, Weather: Fine, Rail Position: True

Section	Overall	1200m	1000m	800m	600m	400m	200m
Section Times	1:19.87 [5] (0:11.40)	1:08.47 [6] (0:11.03)	0:57.44 [5] (0:11.65)	0:45.79 [5] (0:11.45)	0:34.34 [5] (0:11.48)	0:22.86 [5] (0:11.39)	0:11.47 [6] (0:11.47)
Average Speed [km/h]	47.8	65.3	62.1	62.9	63.2	63.4	62.7
Top Speed [km/h]	54.7	66.8	65.8	63.8	64.1	64.7	64.8
Avg. Dist. to Rail [m]	3.4	1.5	0.6	0.2	0.6	3.9	5.1
Avg. Stride Freq. [Hz]	2.3	2.4	2.3	2.3	2.3	2.4	2.3
Avg. Stride Length [m]	5.8	7.7	7.6	7.6	7.8	7.5	7.6



- [] Ranking at each section and finish
- .-.- No data available at this section
- NA No data available



Horse/Jockey Name	Zuma California
Final Rank	6
Fastest Section Time (Section)	0:11.23 (1200m)
Top Speed [km/h] (Section)	65.9 (1200m)
Race State	Finished

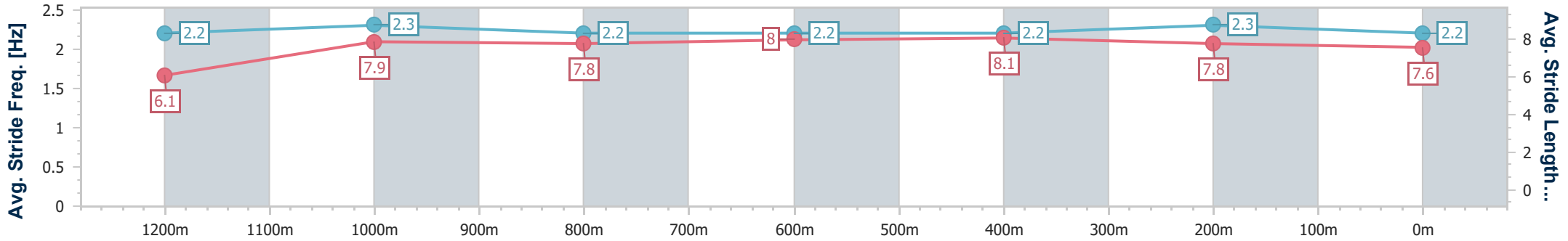
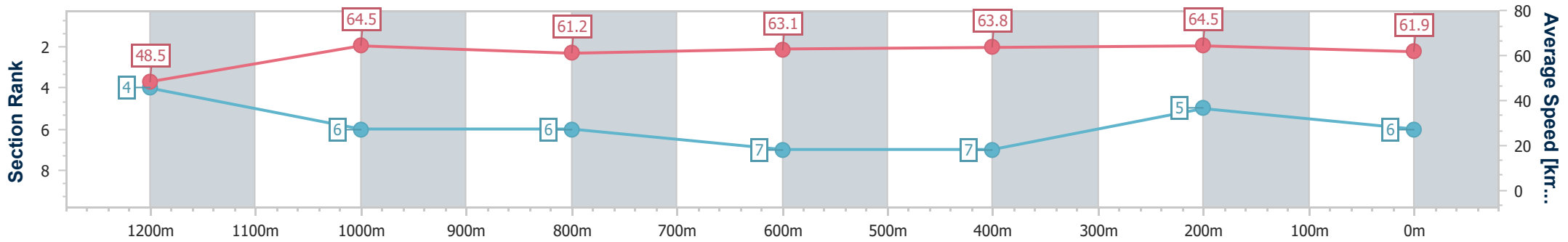


Ipswich QLD Professional
Race 5: RDO EQUIPMENT BENCHMARK 78 Handicap - 1350m



24 July 2024 - 14:18
Track Rating: Good 4, Weather: Fine, Rail Position: True

Section	Overall	1200m	1000m	800m	600m	400m	200m
Section Times	1:19.94 [6] (0:11.25)	1:08.69 [4] (0:11.23)	0:57.46 [6] (0:11.82)	0:45.64 [6] (0:11.48)	0:34.16 [7] (0:11.26)	0:22.90 [7] (0:11.35)	0:11.55 [5] (0:11.55)
Average Speed [km/h]	48.5	64.5	61.2	63.1	63.8	64.5	61.9
Top Speed [km/h]	54.8	65.9	65.0	63.9	64.9	65.2	65.2
Avg. Dist. to Rail [m]	7.2	5.6	1.7	0.3	0.7	5.0	5.9
Avg. Stride Freq. [Hz]	2.2	2.3	2.2	2.2	2.2	2.3	2.2
Avg. Stride Length [m]	6.1	7.9	7.8	8.0	8.1	7.8	7.6



- [] Ranking at each section and finish
- .-.- No data available at this section
- NA No data available



Horse/Jockey Name	Rollinwiththeflow
Final Rank	7
Fastest Section Time (Section)	0:10.88 (1200m)
Top Speed [km/h] (Section)	67.5 (1200m)
Race State	Finished



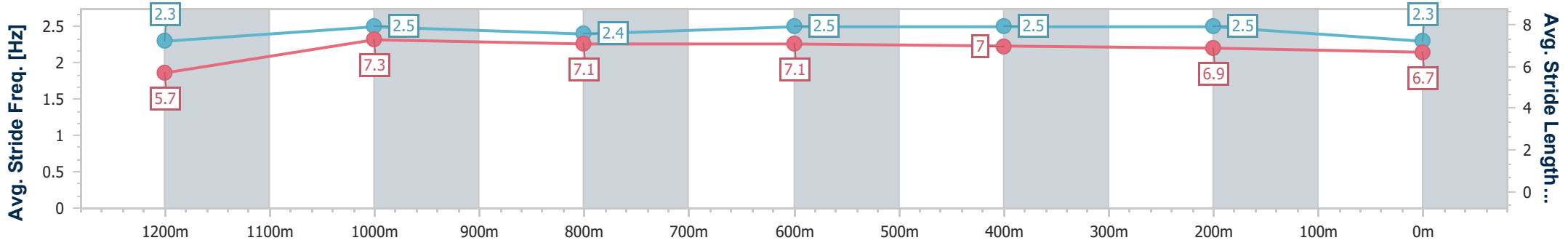
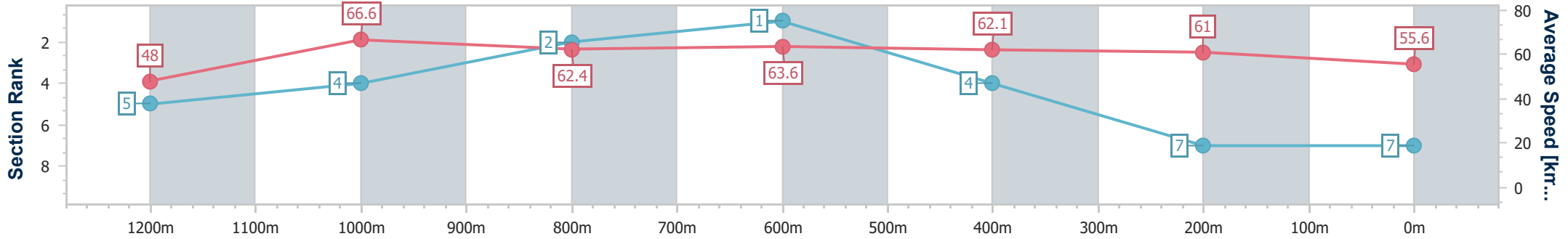
Ipswich QLD Professional
Race 5: RDO EQUIPMENT BENCHMARK 78 Handicap - 1350m



24 July 2024 - 14:18

Track Rating: Good 4, Weather: Fine, Rail Position: True

Section	Overall	1200m	1000m	800m	600m	400m	200m
Section Times	1:21.46 [7] (0:11.33)	1:10.13 [5] (0:10.88)	0:59.25 [4] (0:11.55)	0:47.70 [2] (0:11.36)	0:36.34 [1] (0:11.62)	0:24.72 [4] (0:11.89)	0:12.83 [7] (0:12.83)
Average Speed [km/h]	48.0	66.6	62.4	63.6	62.1	61.0	55.6
Top Speed [km/h]	54.7	67.5	66.9	64.4	64.2	62.8	61.3
Avg. Dist. to Rail [m]	4.0	2.0	1.4	0.7	0.9	2.2	2.5
Avg. Stride Freq. [Hz]	2.3	2.5	2.4	2.5	2.5	2.5	2.3
Avg. Stride Length [m]	5.7	7.3	7.1	7.1	7.0	6.9	6.7



- [] Ranking at each section and finish
- .-.- No data available at this section
- NA No data available



Ipswich QLD Professional
Race 6: AUSTRALIAN INDUSTRY TRADE COLLEGE QTIS Three-Year-Old
BENCHMARK 65 Handicap - 800m
24 July 2024 - 14:53



Track Rating: Good 4, Weather: Fine, Rail Position: True

Section										Last 600m		
Field Times		Overall	600m	400m	200m						0:31.65	
		0:44.75 (0:13.10)	0:31.65 (0:09.95)	0:21.70 (0:10.47)	0:11.23 (0:11.23)							
Rank	TAB	Horse/Jockey	Barrier	Top Speed [km/h]	Fastest Section					Margin	Distance Travelled [m]	
1	3	FIND YOUR OWN Michael Cahill	5	71.3 Overall	0:09.95 600m	0:44.75 [1] (0:13.10)	0:31.65 [1] (0:09.95)	0:21.70 [1] (0:10.47)	0:11.23 [1] (0:11.23)	0:44.75	0:31.65	
2	4	KING OF THE JUNGLE Tahlia Fenlon	7	72.8 600m	0:10.12 600m	0:44.91 [2] (0:13.21)	0:31.70 [5] (0:10.12)	0:21.58 [6] (0:10.60)	0:10.98 [4] (0:10.98)	0.92L	0:31.70	+3
3	5	LADY INVADER Andrew Mallyon	2	73.1 600m	0:10.04 600m	0:44.96 [3] (0:13.12)	0:31.84 [4] (0:10.04)	0:21.80 [2] (0:10.55)	0:11.25 [2] (0:11.25)	1.23L	0:31.84	-2
3	1	THE LUCKY ALIEN James Orman	9	71.3 Overall	0:10.04 600m	0:44.96 [3] (0:13.46)	0:31.50 [9] (0:10.04)	0:21.46 [7] (0:10.44)	0:11.02 [5] (0:11.02)	1.23L	0:31.50	+0
5	9	ENCRYPTED ELEGANCE Emily Lang	6	72.4 600m	0:10.20 600m	0:45.14 [5] (0:13.35)	0:31.79 [7] (0:10.20)	0:21.59 [8] (0:10.68)	0:10.91 [8] (0:10.91)	2.27L	0:31.79	+0
6	2	ENFLAMED Madeleine Wishart	3	72.8 600m	0:10.18 600m	0:45.21 [6] (0:13.11)	0:32.10 [3] (0:10.18)	0:21.92 [4] (0:10.62)	0:11.30 [3] (0:11.30)	2.68L	0:32.10	+1
7	7	VIKING VALOUR Rikki Jamieson	11	72.7 600m	0:10.13 600m	0:45.24 [7] (0:13.68)	0:31.56 [11] (0:10.13)	0:21.43 [11] (0:10.46)	0:10.97 [9] (0:10.97)	2.88L	0:31.56	-1
8	12	DEAR PRUDENCE Angela Jones	1	72.8 600m	0:10.08 600m	0:45.32 [8] (0:13.22)	0:32.10 [6] (0:10.08)	0:22.02 [5] (0:10.67)	0:11.35 [6] (0:11.35)	3.34L	0:32.10	-3
9	13	SAY WHEN SUTTY Cejay Graham	8	71.3 600m	0:10.31 600m	0:45.56 [9] (0:13.37)	0:32.19 [8] (0:10.31)	0:21.88 [10] (0:10.61)	0:11.27 [10] (0:11.27)	4.73L	0:32.19	+3
10	11	COOROI HEIGHTS Cody Collis	13	72.7 Overall	0:10.17 600m	0:45.65 [10] (0:13.11)	0:32.54 [2] (0:10.17)	0:22.37 [3] (0:10.94)	0:11.43 [7] (0:11.43)	5.29L	0:32.54	+6

Scratched: Medals (#6), That's An Extra (#10)

[] Ranking at each section and finish
 -:-:- No data available at this section
 NA No data available

SCN Saddle cloth number
 DNF Did not finish
 DNT Did not track



Ipswich QLD Professional
Race 6: AUSTRALIAN INDUSTRY TRADE COLLEGE QTIS Three-Year-Old
BENCHMARK 65 Handicap - 800m
 24 July 2024 - 14:53



Track Rating: Good 4, Weather: Fine, Rail Position: True

Section	Overall	600m	400m	200m	Last 600m
Field Times	0:44.75 (0:13.10)	0:31.65 (0:09.95)	0:21.70 (0:10.47)	0:11.23 (0:11.23)	0:31.65

Rank	TAB	Horse/Jockey	Barrier	Top Speed [km/h]	Fastest Section	Overall	600m	400m	200m	Margin	Last 600m	Distance Travelled [m]
11	8	BAD FOREST	12	72.6	0:10.14	0:45.72 [11]	0:32.25 [10]	0:22.11 [9]	0:11.25 [11]	5.65L	0:32.25	+4
		Georgina Cartwright		600m	600m	(0:13.47)	(0:10.14)	(0:10.86)	(0:11.25)			

Scratched: Medals (#6), That's An Extra (#10)

[] Ranking at each section and finish
 -:-:- No data available at this section
 NA No data available

SCN Saddle cloth number
 DNF Did not finish
 DNT Did not track



Horse/Jockey Name	Find Your Own
Final Rank	1
Fastest Section Time (Section)	0:09.95 (600m)
Top Speed [km/h] (Section)	71.3 (Overall)
Race State	Finished



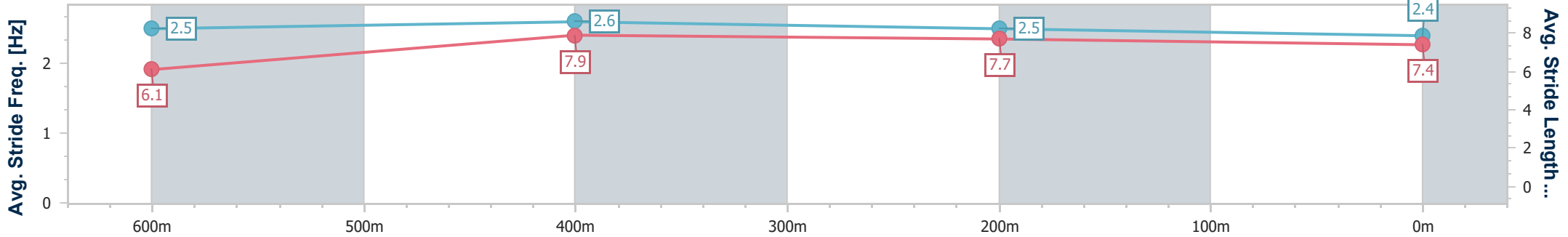
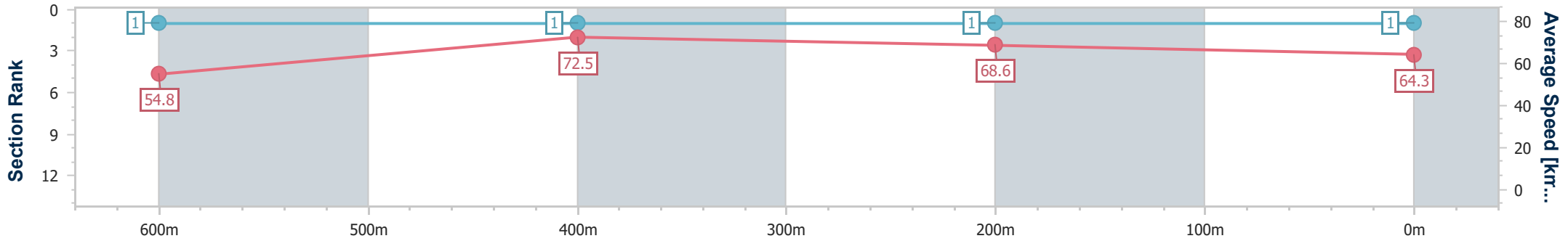
Ipswich QLD Professional
 Race 6: AUSTRALIAN INDUSTRY TRADE COLLEGE QTIS Three
 -Year-Old BENCHMARK 65 Handicap - 800m



24 July 2024 - 14:53

Track Rating: Good 4, Weather: Fine, Rail Position: True

Section	Overall	600m	400m	200m
Section Times	0:44.75 [1] (0:13.10)	0:31.65 [1] (0:09.95)	0:21.70 [1] (0:10.47)	0:11.23 [1] (0:11.23)
Average Speed [km/h]	54.8	72.5	68.6	64.3
Top Speed [km/h]	71.3	67.0	67.0	66.5
Avg. Dist. to Rail [m]	5.6	2.4	0.9	1.1
Avg. Stride Freq. [Hz]	2.5	2.6	2.5	2.4
Avg. Stride Length [m]	6.1	7.9	7.7	7.4



- [] Ranking at each section and finish
- .-.- No data available at this section
- NA No data available



Horse/Jockey Name	King Of The Jungle
Final Rank	2
Fastest Section Time (Section)	0:10.12 (600m)
Top Speed [km/h] (Section)	72.8 (600m)
Race State	Finished



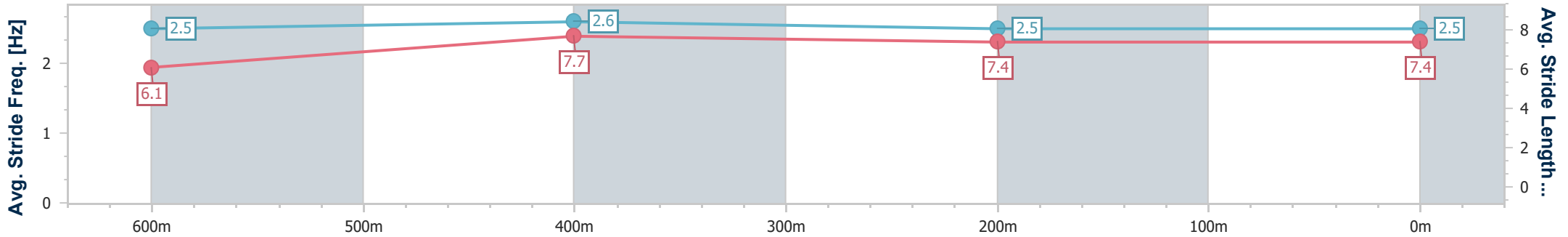
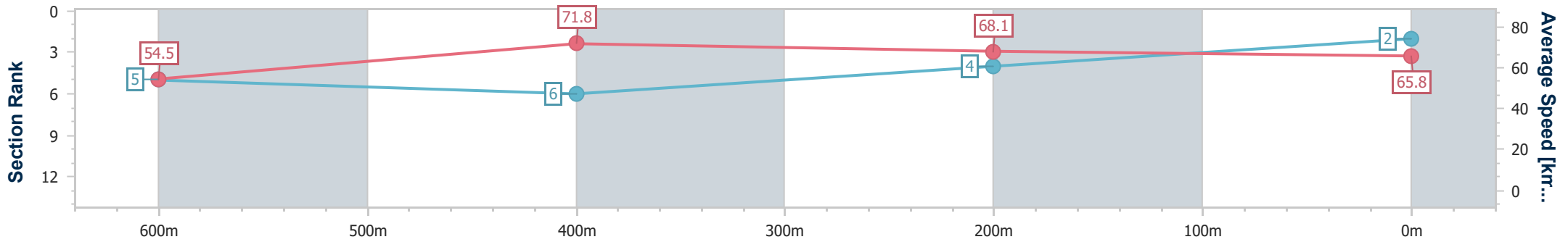
Ipswich QLD Professional
 Race 6: AUSTRALIAN INDUSTRY TRADE COLLEGE QTIS Three
 -Year-Old BENCHMARK 65 Handicap - 800m



24 July 2024 - 14:53

Track Rating: Good 4, Weather: Fine, Rail Position: True

Section	Overall	600m	400m	200m
Section Times	0:44.91 [2] (0:13.21)	0:31.70 [5] (0:10.12)	0:21.58 [6] (0:10.60)	0:10.98 [4] (0:10.98)
Average Speed [km/h]	54.5	71.8	68.1	65.8
Top Speed [km/h]	72.0	72.8	69.2	67.9
Avg. Dist. to Rail [m]	8.1	3.2	1.3	2.0
Avg. Stride Freq. [Hz]	2.5	2.6	2.5	2.5
Avg. Stride Length [m]	6.1	7.7	7.4	7.4



- [] Ranking at each section and finish
- .-.- No data available at this section
- NA No data available



Horse/Jockey Name	Lady Invader
Final Rank	3
Fastest Section Time (Section)	0:10.04 (600m)
Top Speed [km/h] (Section)	73.1 (600m)
Race State	Finished



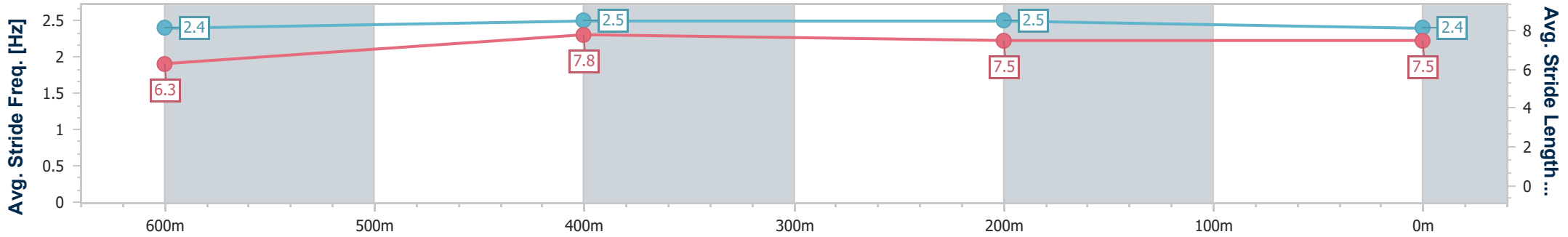
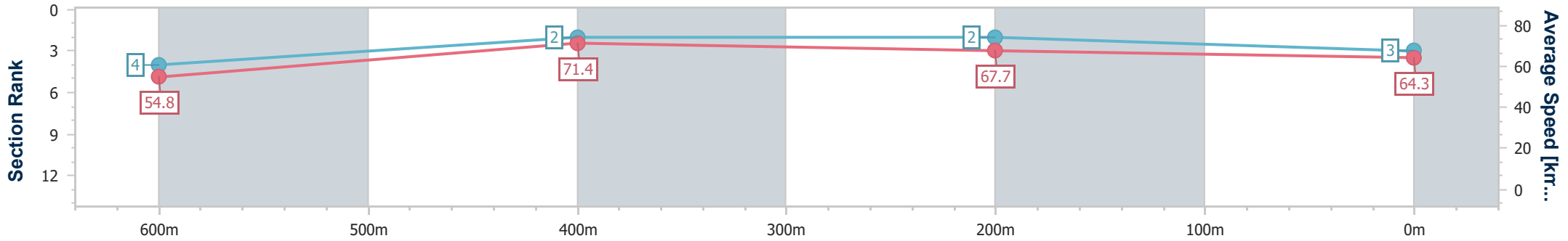
Ipswich QLD Professional
 Race 6: AUSTRALIAN INDUSTRY TRADE COLLEGE QTIS Three
 -Year-Old BENCHMARK 65 Handicap - 800m



24 July 2024 - 14:53

Track Rating: Good 4, Weather: Fine, Rail Position: True

Section	Overall	600m	400m	200m
Section Times	0:44.96 [3] (0:13.12)	0:31.84 [4] (0:10.04)	0:21.80 [2] (0:10.55)	0:11.25 [2] (0:11.25)
Average Speed [km/h]	54.8	71.4	67.7	64.3
Top Speed [km/h]	72.2	73.1	69.4	66.5
Avg. Dist. to Rail [m]	3.5	1.4	2.1	1.4
Avg. Stride Freq. [Hz]	2.4	2.5	2.5	2.4
Avg. Stride Length [m]	6.3	7.8	7.5	7.5



- [] Ranking at each section and finish
- .-.- No data available at this section
- NA No data available



Horse/Jockey Name	The Lucky Alien
Final Rank	3
Fastest Section Time (Section)	0:10.04 (600m)
Top Speed [km/h] (Section)	71.3 (Overall)
Race State	Finished



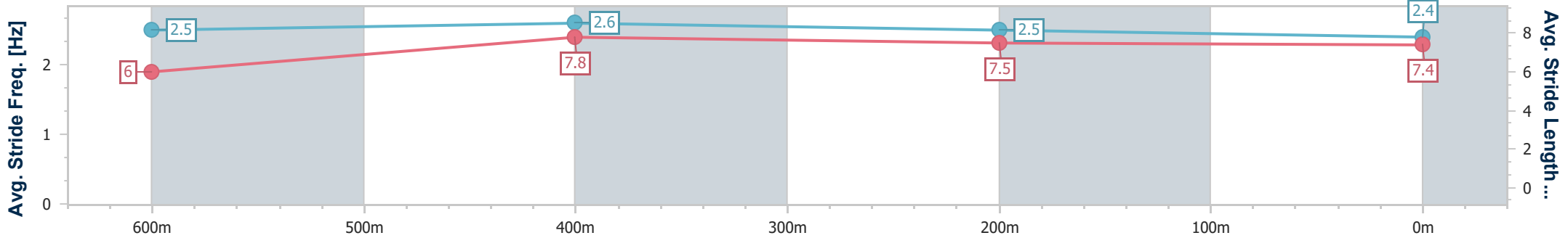
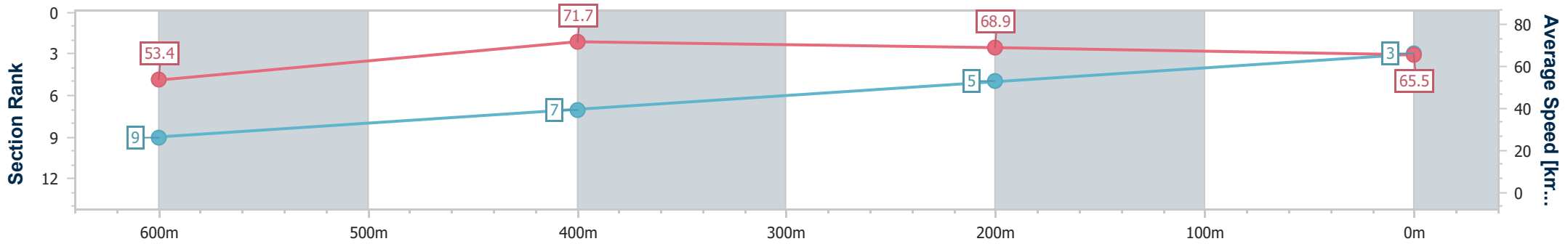
Ipswich QLD Professional
 Race 6: AUSTRALIAN INDUSTRY TRADE COLLEGE QTIS Three
 -Year-Old BENCHMARK 65 Handicap - 800m



24 July 2024 - 14:53

Track Rating: Good 4, Weather: Fine, Rail Position: True

Section	Overall	600m	400m	200m
Section Times	0:44.96 [3] (0:13.46)	0:31.50 [9] (0:10.04)	0:21.46 [7] (0:10.44)	0:11.02 [5] (0:11.02)
Average Speed [km/h]	53.4	71.7	68.9	65.5
Top Speed [km/h]	71.3	66.6	66.6	67.8
Avg. Dist. to Rail [m]	7.9	1.6	0.6	0.4
Avg. Stride Freq. [Hz]	2.5	2.6	2.5	2.4
Avg. Stride Length [m]	6.0	7.8	7.5	7.4



- [] Ranking at each section and finish
- .-.- No data available at this section
- NA No data available



Horse/Jockey Name	Encrypted Elegance
Final Rank	5
Fastest Section Time (Section)	0:10.20 (600m)
Top Speed [km/h] (Section)	72.4 (600m)
Race State	Finished



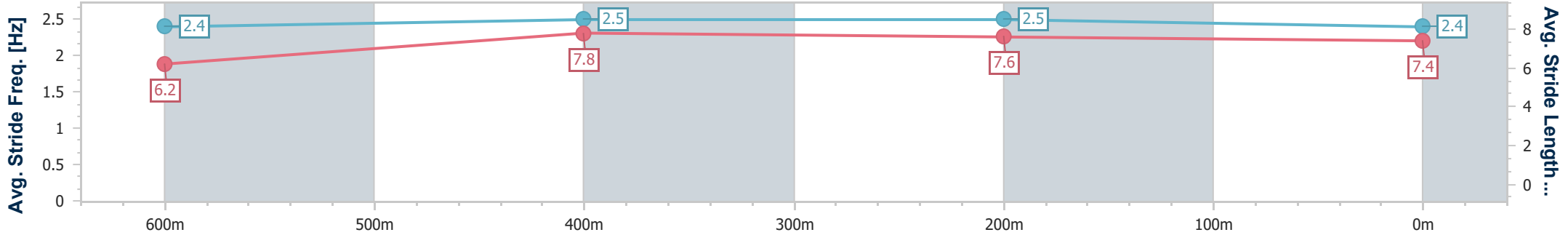
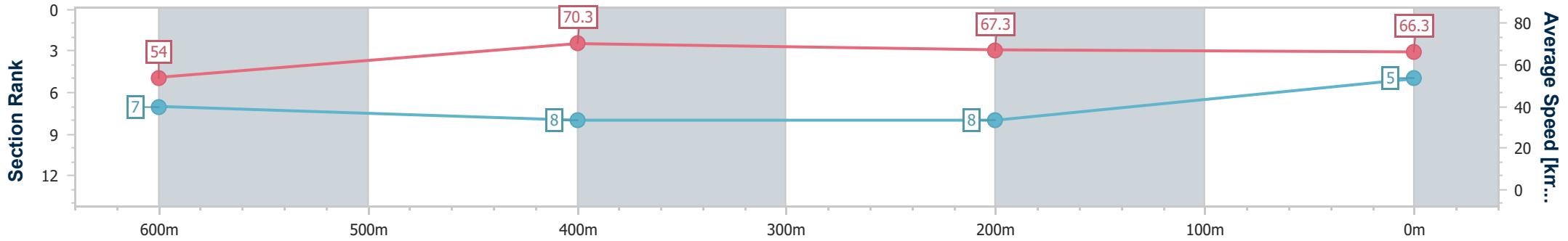
Ipswich QLD Professional
 Race 6: AUSTRALIAN INDUSTRY TRADE COLLEGE QTIS Three
 -Year-Old BENCHMARK 65 Handicap - 800m



24 July 2024 - 14:53

Track Rating: Good 4, Weather: Fine, Rail Position: True

Section	Overall	600m	400m	200m
Section Times	0:45.14 [5] (0:13.35)	0:31.79 [7] (0:10.20)	0:21.59 [8] (0:10.68)	0:10.91 [8] (0:10.91)
Average Speed [km/h]	54.0	70.3	67.3	66.3
Top Speed [km/h]	71.5	72.4	67.4	68.0
Avg. Dist. to Rail [m]	6.5	2.1	0.7	2.4
Avg. Stride Freq. [Hz]	2.4	2.5	2.5	2.4
Avg. Stride Length [m]	6.2	7.8	7.6	7.4



- [] Ranking at each section and finish
- .-.- No data available at this section
- NA No data available



Horse/Jockey Name	Enflamed
Final Rank	6
Fastest Section Time (Section)	0:10.18 (600m)
Top Speed [km/h] (Section)	72.8 (600m)
Race State	Finished

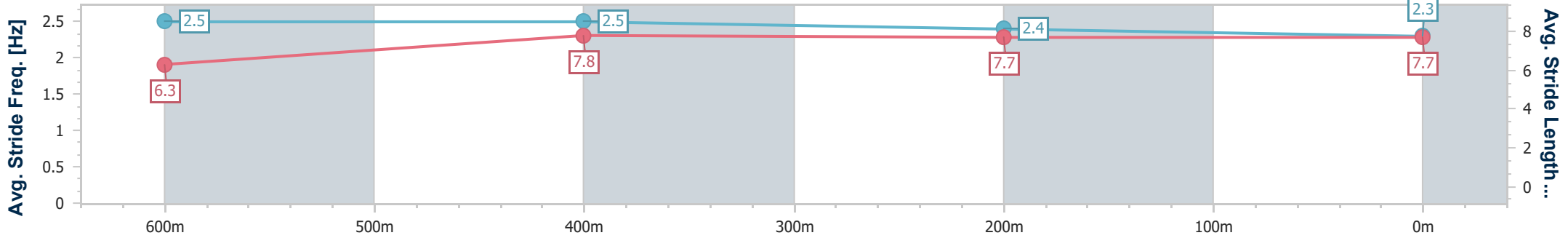
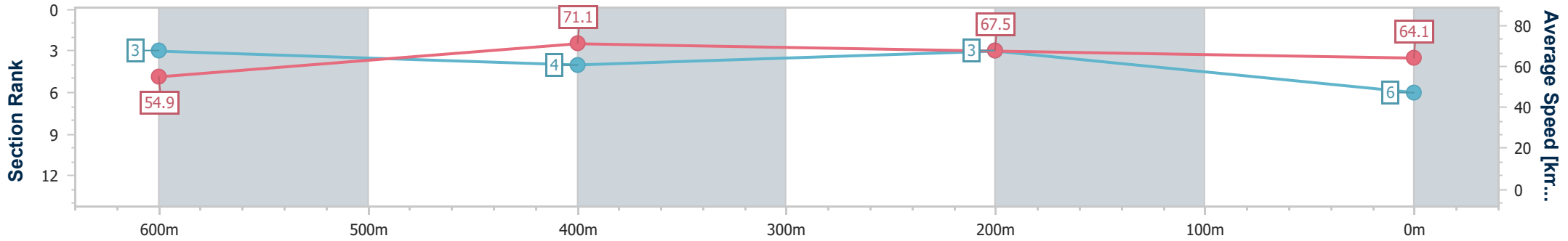


Ipswich QLD Professional
 Race 6: AUSTRALIAN INDUSTRY TRADE COLLEGE QTIS Three
 -Year-Old BENCHMARK 65 Handicap - 800m



24 July 2024 - 14:53
 Track Rating: Good 4, Weather: Fine, Rail Position: True

Section	Overall	600m	400m	200m
Section Times	0:45.21 [6] (0:13.11)	0:32.10 [3] (0:10.18)	0:21.92 [4] (0:10.62)	0:11.30 [3] (0:11.30)
Average Speed [km/h]	54.9	71.1	67.5	64.1
Top Speed [km/h]	71.8	72.8	69.6	66.7
Avg. Dist. to Rail [m]	5.7	2.3	0.3	0.6
Avg. Stride Freq. [Hz]	2.5	2.5	2.4	2.3
Avg. Stride Length [m]	6.3	7.8	7.7	7.7



- [] Ranking at each section and finish
- .-.- No data available at this section
- NA No data available



Horse/Jockey Name	Viking Valour
Final Rank	7
Fastest Section Time (Section)	0:10.13 (600m)
Top Speed [km/h] (Section)	72.7 (600m)
Race State	Finished



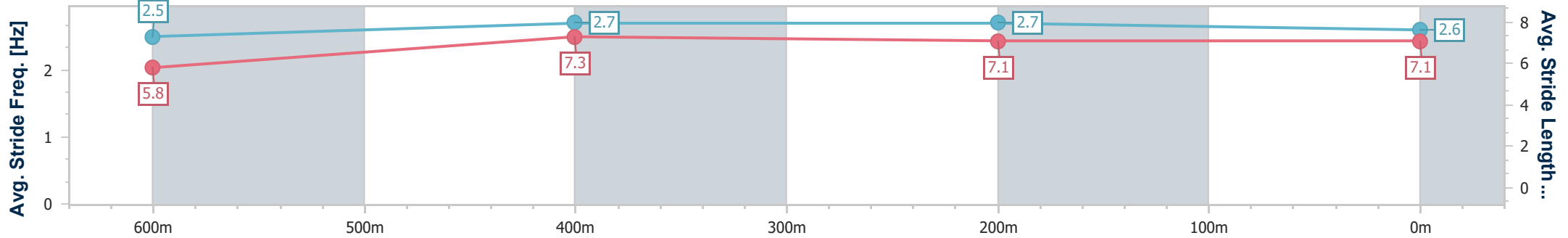
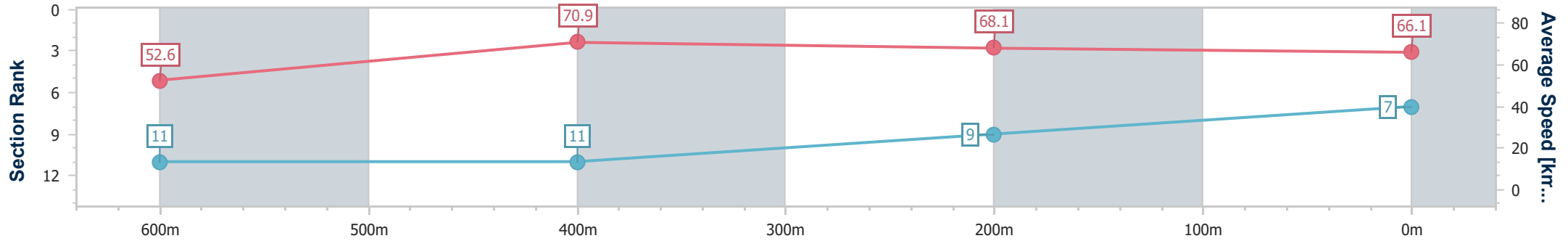
Ipswich QLD Professional
 Race 6: AUSTRALIAN INDUSTRY TRADE COLLEGE QTIS Three
 -Year-Old BENCHMARK 65 Handicap - 800m



24 July 2024 - 14:53

Track Rating: Good 4, Weather: Fine, Rail Position: True

Section	Overall	600m	400m	200m
Section Times	0:45.24 [7] (0:13.68)	0:31.56 [11] (0:10.13)	0:21.43 [11] (0:10.46)	0:10.97 [9] (0:10.97)
Average Speed [km/h]	52.6	70.9	68.1	66.1
Top Speed [km/h]	72.0	72.7	69.3	68.1
Avg. Dist. to Rail [m]	10.1	2.7	1.8	0.2
Avg. Stride Freq. [Hz]	2.5	2.7	2.7	2.6
Avg. Stride Length [m]	5.8	7.3	7.1	7.1



- [] Ranking at each section and finish
- .-.- No data available at this section
- NA No data available



Horse/Jockey Name	Dear Prudence
Final Rank	8
Fastest Section Time (Section)	0:10.08 (600m)
Top Speed [km/h] (Section)	72.8 (600m)
Race State	Finished

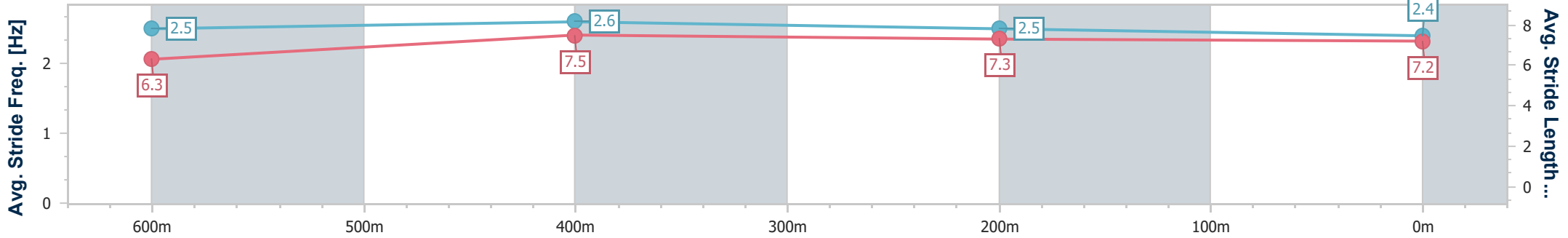
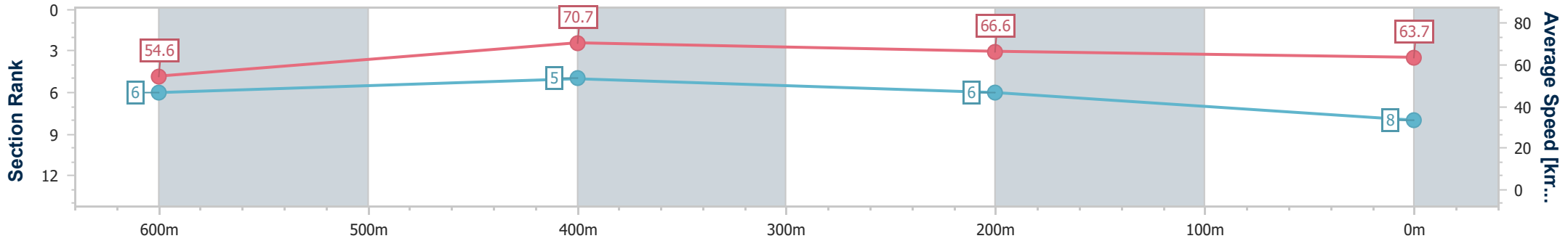


Ipswich QLD Professional
 Race 6: AUSTRALIAN INDUSTRY TRADE COLLEGE QTIS Three
 -Year-Old BENCHMARK 65 Handicap - 800m



24 July 2024 - 14:53
 Track Rating: Good 4, Weather: Fine, Rail Position: True

Section	Overall	600m	400m	200m
Section Times	0:45.32 [8] (0:13.22)	0:32.10 [6] (0:10.08)	0:22.02 [5] (0:10.67)	0:11.35 [6] (0:11.35)
Average Speed [km/h]	54.6	70.7	66.6	63.7
Top Speed [km/h]	72.3	72.8	68.7	66.9
Avg. Dist. to Rail [m]	2.7	2.0	2.2	2.0
Avg. Stride Freq. [Hz]	2.5	2.6	2.5	2.4
Avg. Stride Length [m]	6.3	7.5	7.3	7.2



- [] Ranking at each section and finish
- .-.- No data available at this section
- NA No data available



Horse/Jockey Name	Say When Suttly
Final Rank	9
Fastest Section Time (Section)	0:10.31 (600m)
Top Speed [km/h] (Section)	71.3 (600m)
Race State	Finished



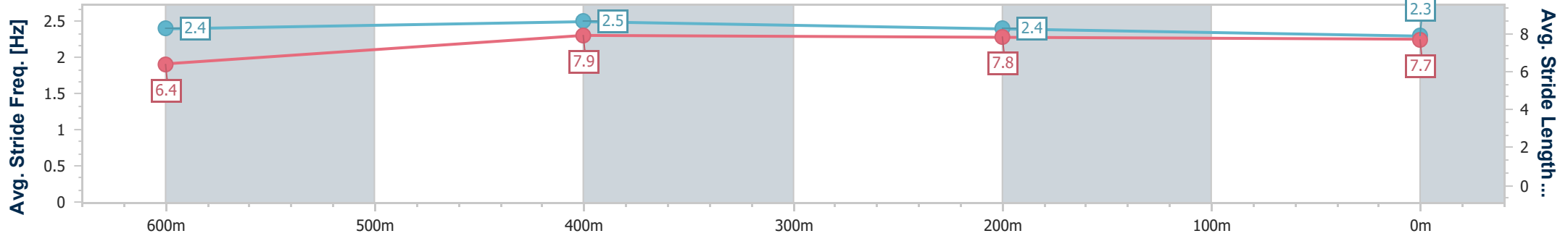
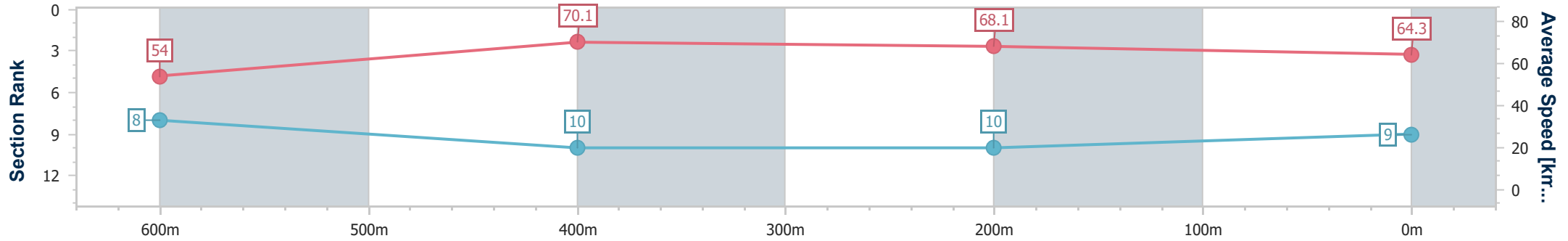
Ipswich QLD Professional
 Race 6: AUSTRALIAN INDUSTRY TRADE COLLEGE QTIS Three
 -Year-Old BENCHMARK 65 Handicap - 800m



24 July 2024 - 14:53

Track Rating: Good 4, Weather: Fine, Rail Position: True

Section	Overall	600m	400m	200m
Section Times	0:45.56 [9] (0:13.37)	0:32.19 [8] (0:10.31)	0:21.88 [10] (0:10.61)	0:11.27 [10] (0:11.27)
Average Speed [km/h]	54.0	70.1	68.1	64.3
Top Speed [km/h]	70.1	71.3	68.9	67.4
Avg. Dist. to Rail [m]	9.3	3.4	1.4	3.3
Avg. Stride Freq. [Hz]	2.4	2.5	2.4	2.3
Avg. Stride Length [m]	6.4	7.9	7.8	7.7



- [] Ranking at each section and finish
- .-.- No data available at this section
- NA No data available



Horse/Jockey Name	Cooroi Heights
Final Rank	10
Fastest Section Time (Section)	0:10.17 (600m)
Top Speed [km/h] (Section)	72.7 (Overall)
Race State	Finished



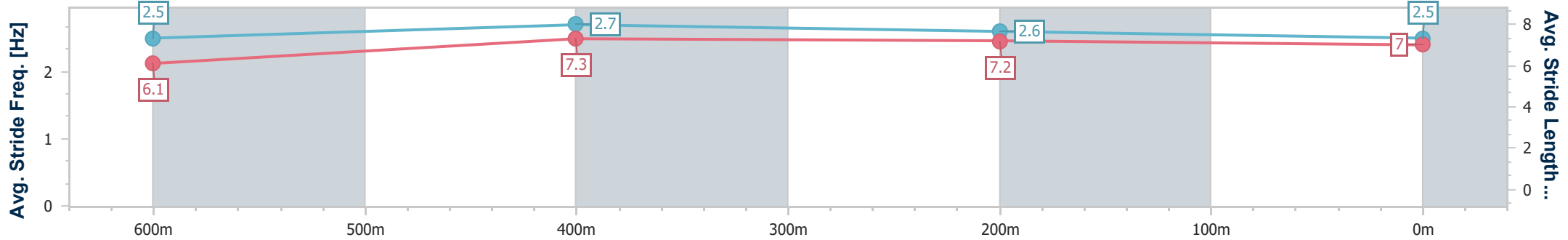
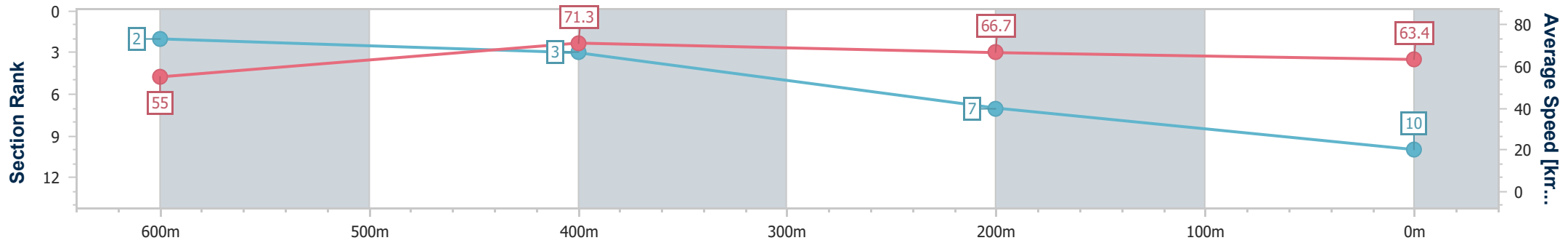
Ipswich QLD Professional
 Race 6: AUSTRALIAN INDUSTRY TRADE COLLEGE QTIS Three
 -Year-Old BENCHMARK 65 Handicap - 800m



24 July 2024 - 14:53

Track Rating: Good 4, Weather: Fine, Rail Position: True

Section	Overall	600m	400m	200m
Section Times	0:45.65 [10] (0:13.11)	0:32.54 [2] (0:10.17)	0:22.37 [3] (0:10.94)	0:11.43 [7] (0:11.43)
Average Speed [km/h]	55.0	71.3	66.7	63.4
Top Speed [km/h]	72.7	65.9	65.5	65.9
Avg. Dist. to Rail [m]	12.3	5.0	3.3	4.5
Avg. Stride Freq. [Hz]	2.5	2.7	2.6	2.5
Avg. Stride Length [m]	6.1	7.3	7.2	7.0



- [] Ranking at each section and finish
- .-.- No data available at this section
- NA No data available



Horse/Jockey Name	Bad Forest
Final Rank	11
Fastest Section Time (Section)	0:10.14 (600m)
Top Speed [km/h] (Section)	72.6 (600m)
Race State	Finished



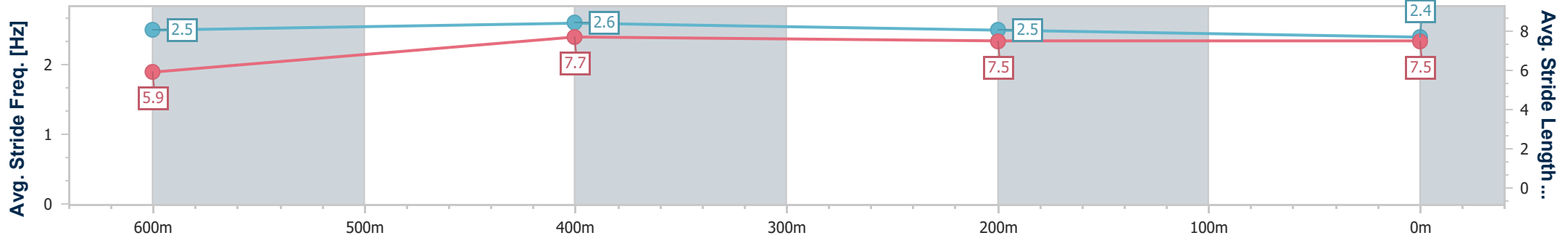
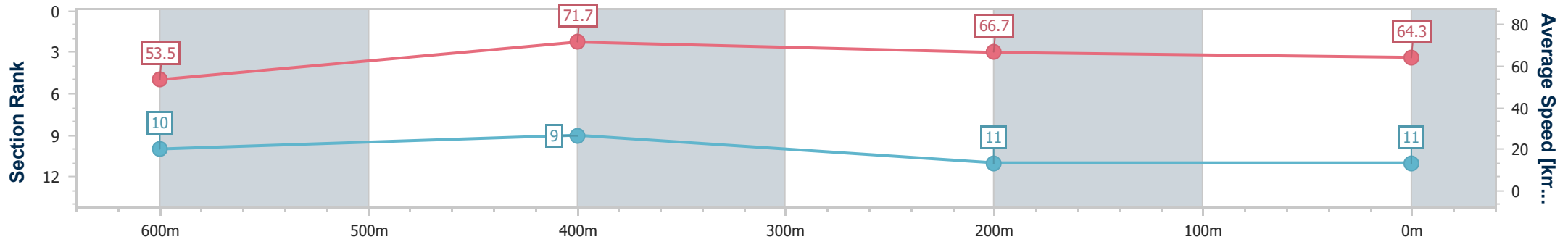
Ipswich QLD Professional
 Race 6: AUSTRALIAN INDUSTRY TRADE COLLEGE QTIS Three
 -Year-Old BENCHMARK 65 Handicap - 800m



24 July 2024 - 14:53

Track Rating: Good 4, Weather: Fine, Rail Position: True

Section	Overall	600m	400m	200m
Section Times	0:45.72 [11] (0:13.47)	0:32.25 [10] (0:10.14)	0:22.11 [9] (0:10.86)	0:11.25 [11] (0:11.25)
Average Speed [km/h]	53.5	71.7	66.7	64.3
Top Speed [km/h]	71.5	72.6	69.0	65.4
Avg. Dist. to Rail [m]	11.2	4.6	2.5	1.2
Avg. Stride Freq. [Hz]	2.5	2.6	2.5	2.4
Avg. Stride Length [m]	5.9	7.7	7.5	7.5



- [] Ranking at each section and finish
- .-.- No data available at this section
- NA No data available



Ipswich QLD Professional

Race 7: GRASON PARK Maiden Handicap - 1350m

24 July 2024 - 15:28



Track Rating: Good 4, Weather: Fine, Rail Position: True

Section												Last 600m	
Field Times		Overall	1200m	1000m	800m	600m	400m						0:35.22
		1:20.77 (0:11.09)	1:09.68 (0:10.89)	0:58.79 (0:11.55)	0:47.24 (0:12.02)	0:35.22 (0:12.04)	0:23.18 (0:11.48)						
Rank	TAB	Horse/Jockey	Barrier	Top Speed [km/h]	Fastest Section							Distance Travelled [m]	
1	5	REGGAE FIRE Ryan Maloney	12	67.0 1200m	0:11.04 1200m	1:20.77 [1] (0:11.19)	1:09.58 [3] (0:11.04)	0:58.54 [4] (0:11.58)	0:46.96 [4] (0:12.00)	0:34.96 [3] (0:11.93)	0:23.03 [3] (0:11.33)	0:34.96	
2	16	BETATHANEVA Georgina Cartwright	13	67.0 Overall	0:10.89 1200m	1:20.79 [2] (0:11.09)	1:09.70 [1] (0:10.89)	0:58.81 [1] (0:11.55)	0:47.26 [1] (0:12.02)	0:35.24 [1] (0:12.04)	0:23.20 [1] (0:11.49)	0:35.24	-5
3	19	ISLE ORNSAY Angela Jones	1	67.5 1200m	0:10.93 1200m	1:21.04 [3] (0:11.24)	1:09.80 [4] (0:10.93)	0:58.87 [3] (0:11.60)	0:47.27 [3] (0:12.10)	0:35.17 [4] (0:12.08)	0:23.09 [4] (0:11.48)	0:35.17	-4
4	3	LIETUVA Samantha Collett	2	67.7 1200m	0:10.96 1200m	1:21.11 [4] (0:11.46)	1:09.65 [7] (0:10.96)	0:58.69 [5] (0:11.68)	0:47.01 [5] (0:12.03)	0:34.98 [5] (0:11.97)	0:23.01 [7] (0:11.54)	0:34.98	-3
5	12	MEHRETU James Orman	3	66.4 400m	0:11.23 400m	1:21.17 [5] (0:11.70)	1:09.47 [9] (0:11.25)	0:58.22 [9] (0:11.67)	0:46.55 [9] (0:11.98)	0:34.57 [10] (0:11.76)	0:22.81 [9] (0:11.23)	0:34.57	+1
6	7	GRAPE EXPECTATIONS Emily Lang	5	65.9 Overall	0:11.36 Overall	1:21.22 [6] (0:11.36)	1:09.86 [6] (0:11.37)	0:58.49 [7] (0:11.63)	0:46.86 [7] (0:12.02)	0:34.84 [7] (0:11.68)	0:23.16 [6] (0:11.37)	0:34.84	+0
7	1	FINE AND RARE Cody Collis	8	65.8 Overall	0:11.18 1200m	1:21.26 [7] (0:11.27)	1:09.99 [5] (0:11.18)	0:58.81 [6] (0:11.67)	0:47.14 [6] (0:12.04)	0:35.10 [6] (0:11.86)	0:23.24 [5] (0:11.51)	0:35.10	-1
8	22	WITH DIAMONDS Tahlia Fenlon	9	64.8 1200m	0:11.34 1200m	1:21.29 [8] (0:11.61)	1:09.68 [8] (0:11.34)	0:58.34 [10] (0:11.77)	0:46.57 [10] (0:11.82)	0:34.75 [9] (0:11.71)	0:23.04 [8] (0:11.46)	0:34.75	+4
9	21	FOSSIL FUEL Cejay Graham	7	67.2 1200m	0:10.95 1200m	1:21.60 [9] (0:11.94)	1:09.66 [11] (0:10.95)	0:58.71 [8] (0:11.50)	0:47.21 [8] (0:12.02)	0:35.19 [8] (0:12.00)	0:23.19 [10] (0:11.57)	0:35.19	-2
10	13	READY TO MINGLE Andrew Mallyon	14	67.3 1200m	0:10.91 1200m	1:21.67 [10] (0:11.14)	1:10.53 [2] (0:10.91)	0:59.62 [2] (0:11.56)	0:48.06 [2] (0:12.01)	0:36.05 [2] (0:12.06)	0:23.99 [2] (0:11.73)	0:36.05	+0

Scratched: Geraldine's Wish (#9), Deep Dawn (#11), Kellisa (#17), Shekinah (#14), Azuki (#2), Mr Tadashi (#4), Show Me The Stars (#15), National Interest (#18)

[] Ranking at each section and finish
 -:-:- No data available at this section
 NA No data available

SCN Saddle cloth number
 DNF Did not finish
 DNT Did not track



Ipswich QLD Professional
 Race 7: GRASON PARK Maiden Handicap - 1350m
 24 July 2024 - 15:28



Track Rating: Good 4, Weather: Fine, Rail Position: True

Section	Overall	1200m	1000m	800m	600m	400m	Last 600m
Field Times	1:20.77 (0:11.09)	1:09.68 (0:10.89)	0:58.79 (0:11.55)	0:47.24 (0:12.02)	0:35.22 (0:12.04)	0:23.18 (0:11.48)	0:35.22

Rank	TAB	Horse/Jockey	Barrier	Top Speed [km/h]	Fastest Section	Overall	1200m	1000m	800m	600m	400m	Last 600m	Distance Travelled [m]
11	20	DUKE OF LANCASTER Alisha Donald	16	66.1 1200m	0:11.27 1200m	1:21.84 [11] (0:12.33)	1:09.51 [14] (0:11.27)	0:58.24 [14] (0:11.74)	0:46.50 [14] (0:11.90)	0:34.60 [14] (0:11.82)	0:22.78 [14] (0:11.37)	0:34.60	+0
12	6	TARANAKI Boris Thornton	17	65.2 200m	0:11.37 400m	1:21.87 [12] (0:12.00)	1:09.87 [12] (0:11.43)	0:58.44 [13] (0:11.79)	0:46.65 [13] (0:11.98)	0:34.67 [13] (0:11.80)	0:22.87 [13] (0:11.37)	0:34.67	+0
13	10	KENSHIN MARU Michael Cahill	4	65.1 1200m	0:11.26 1200m	1:22.41 [13] (0:12.08)	1:10.33 [13] (0:11.26)	0:59.07 [12] (0:11.53)	0:47.54 [11] (0:11.94)	0:35.60 [11] (0:11.99)	0:23.61 [12] (0:11.67)	0:35.60	-2
14	8	BLUFFY'O Taylor Marshall	11	66.1 1200m	0:11.25 1200m	1:22.53 [14] (0:11.92)	1:10.61 [10] (0:11.25)	0:59.36 [11] (0:11.70)	0:47.66 [12] (0:12.01)	0:35.65 [12] (0:11.88)	0:23.77 [11] (0:11.69)	0:35.65	+1

Scratched: Geraldine's Wish (#9), Deep Dawn (#11), Kellisa (#17), Shekinah (#14), Azuki (#2), Mr Tadashi (#4), Show Me The Stars (#15), National Interest (#18)

[] Ranking at each section and finish
 -:-:- No data available at this section
 NA No data available

SCN Saddle cloth number
 DNF Did not finish
 DNT Did not track



Ipswich QLD Professional

Race 7: GRASON PARK Maiden Handicap - 1350m

24 July 2024 - 15:28



Track Rating: Good 4, Weather: Fine, Rail Position: True

Section				200m				Last 600m	
Field Times				0:11.70 (0:11.70)				0:35.22	
Rank	TAB	Horse/Jockey	Barrier	Top Speed [km/h]	Fastest Section	Margin			Distance Travelled [m]
1	5	REGGAE FIRE Ryan Maloney	12	67.0 1200m	0:11.04 1200m	0:11.70 [1] (0:11.70)	1:20.77		0:34.96
2	16	BETATHANEVA Georgina Cartwright	13	67.0 Overall	0:10.89 1200m	0:11.71 [2] (0:11.71)	0.08L		0:35.24 -5
3	19	ISLE ORNSAY Angela Jones	1	67.5 1200m	0:10.93 1200m	0:11.61 [5] (0:11.61)	1.54L		0:35.17 -4
4	3	LIETUVA Samantha Collett	2	67.7 1200m	0:10.96 1200m	0:11.47 [8] (0:11.47)	1.98L		0:34.98 -3
5	12	MEHRETU James Orman	3	66.4 400m	0:11.23 400m	0:11.58 [7] (0:11.58)	2.35L		0:34.57 +1
6	7	GRAPE EXPECTATIONS Emily Lang	5	65.9 Overall	0:11.36 Overall	0:11.79 [4] (0:11.79)	2.62L		0:34.84 +0
7	1	FINE AND RARE Cody Collis	8	65.8 Overall	0:11.18 1200m	0:11.73 [6] (0:11.73)	2.85L		0:35.10 -1
8	22	WITH DIAMONDS Tahlia Fenlon	9	64.8 1200m	0:11.34 1200m	0:11.58 [9] (0:11.58)	3.02L		0:34.75 +4
9	21	FOSSIL FUEL Cejay Graham	7	67.2 1200m	0:10.95 1200m	0:11.62 [10] (0:11.62)	4.88L		0:35.19 -2
10	13	READY TO MINGLE Andrew Mallyon	14	67.3 1200m	0:10.91 1200m	0:12.26 [3] (0:12.26)	5.28L		0:36.05 +0

Scratched: Geraldine's Wish (#9), Deep Dawn (#11), Kellisa (#17), Shekinah (#14), Azuki (#2), Mr Tadashi (#4), Show Me The Stars (#15), National Interest (#18)

[] Ranking at each section and finish
 -:-:- No data available at this section
 NA No data available

SCN Saddle cloth number
 DNF Did not finish
 DNT Did not track



Ipswich QLD Professional
 Race 7: GRASON PARK Maiden Handicap - 1350m
 24 July 2024 - 15:28



Track Rating: Good 4, Weather: Fine, Rail Position: True

Section				200m				Last 600m	
Field Times				0:11.70 (0:11.70)				0:35.22	
Rank	TAB	Horse/Jockey	Barrier	Top Speed [km/h]	Fastest Section	Margin			Distance Travelled [m]
11	20	DUKE OF LANCASTER Alisha Donald	16	66.1 1200m	0:11.27 1200m	0:11.41 [12] (0:11.41)	6.29L		0:34.60 +0
12	6	TARANAKI Boris Thornton	17	65.2 200m	0:11.37 400m	0:11.50 [11] (0:11.50)	6.47L		0:34.67 +0
13	10	KENSHIN MARU Michael Cahill	4	65.1 1200m	0:11.26 1200m	0:11.94 [14] (0:11.94)	9.64L		0:35.60 -2
14	8	BLUFFY'O Taylor Marshall	11	66.1 1200m	0:11.25 1200m	0:12.08 [13] (0:12.08)	10.31L		0:35.65 +1

Scratched: Geraldine's Wish (#9), Deep Dawn (#11), Kellisa (#17), Shekinah (#14), Azuki (#2), Mr Tadashi (#4), Show Me The Stars (#15), National Interest (#18)

[] Ranking at each section and finish
 -:-:-:- No data available at this section
 NA No data available

SCN Saddle cloth number
 DNF Did not finish
 DNT Did not track



Horse/Jockey Name	Reggae Fire
Final Rank	1
Fastest Section Time (Section)	0:11.04 (1200m)
Top Speed [km/h] (Section)	67.0 (1200m)
Race State	Finished



Ipswich QLD Professional

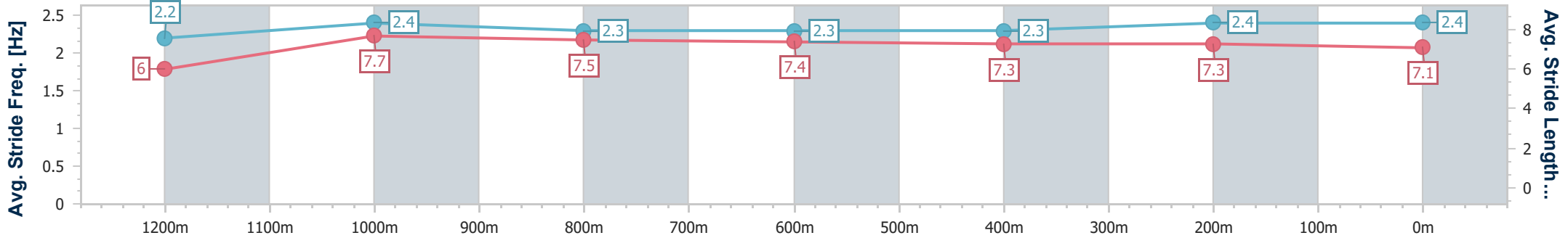
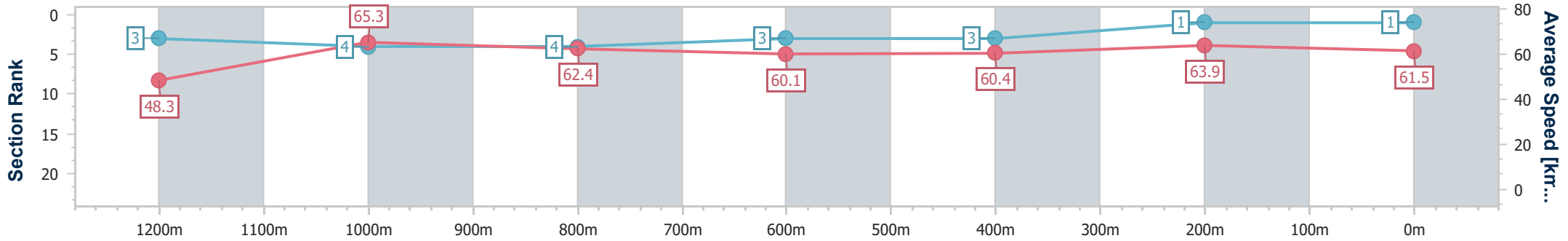
Race 7: GRASON PARK Maiden Handicap - 1350m

24 July 2024 - 15:28



Track Rating: Good 4, Weather: Fine, Rail Position: True

Section	Overall	1200m	1000m	800m	600m	400m	200m
Section Times	1:20.77 [1] (0:11.19)	1:09.58 [3] (0:11.04)	0:58.54 [4] (0:11.58)	0:46.96 [4] (0:12.00)	0:34.96 [3] (0:11.93)	0:23.03 [3] (0:11.33)	0:11.70 [1] (0:11.70)
Average Speed [km/h]	48.3	65.3	62.4	60.1	60.4	63.9	61.5
Top Speed [km/h]	67.0	67.0	64.5	60.8	63.2	64.1	64.1
Avg. Dist. to Rail [m]	8.1	2.1	0.6	0.7	0.5	0.8	0.3
Avg. Stride Freq. [Hz]	2.2	2.4	2.3	2.3	2.3	2.4	2.4
Avg. Stride Length [m]	6.0	7.7	7.5	7.4	7.3	7.3	7.1



- [] Ranking at each section and finish
- .-.- No data available at this section
- NA No data available



Horse/Jockey Name	Betathaneva
Final Rank	2
Fastest Section Time (Section)	0:10.89 (1200m)
Top Speed [km/h] (Section)	67.0 (Overall)
Race State	Finished



Ipswich QLD Professional

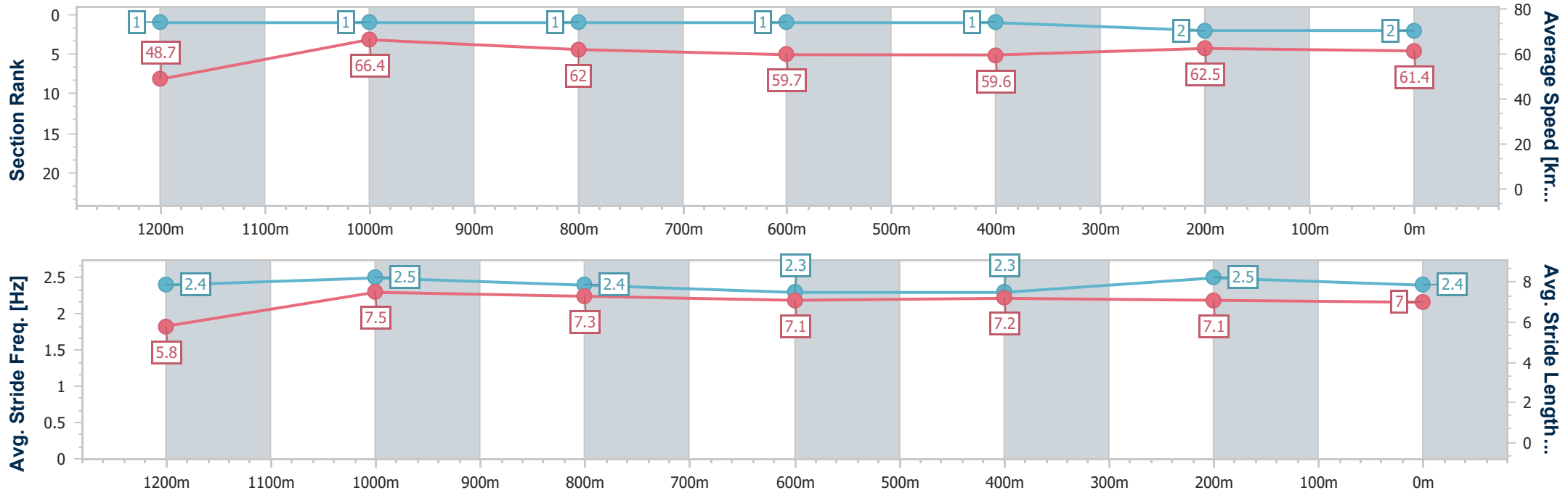
Race 7: GRASON PARK Maiden Handicap - 1350m

24 July 2024 - 15:28



Track Rating: Good 4, Weather: Fine, Rail Position: True

Section	Overall	1200m	1000m	800m	600m	400m	200m
Section Times	1:20.79 [2] (0:11.09)	1:09.70 [1] (0:10.89)	0:58.81 [1] (0:11.55)	0:47.26 [1] (0:12.02)	0:35.24 [1] (0:12.04)	0:23.20 [1] (0:11.49)	0:11.71 [2] (0:11.71)
Average Speed [km/h]	48.7	66.4	62.0	59.7	59.6	62.5	61.4
Top Speed [km/h]	67.0	66.9	64.3	60.7	60.9	63.7	63.3
Avg. Dist. to Rail [m]	10.1	3.2	0.8	0.8	1.2	0.8	0.6
Avg. Stride Freq. [Hz]	2.4	2.5	2.4	2.3	2.3	2.5	2.4
Avg. Stride Length [m]	5.8	7.5	7.3	7.1	7.2	7.1	7.0



- [] Ranking at each section and finish
- .-.- No data available at this section
- NA No data available



Horse/Jockey Name	Isle Ornsay
Final Rank	3
Fastest Section Time (Section)	0:10.93 (1200m)
Top Speed [km/h] (Section)	67.5 (1200m)
Race State	Finished



Ipswich QLD Professional

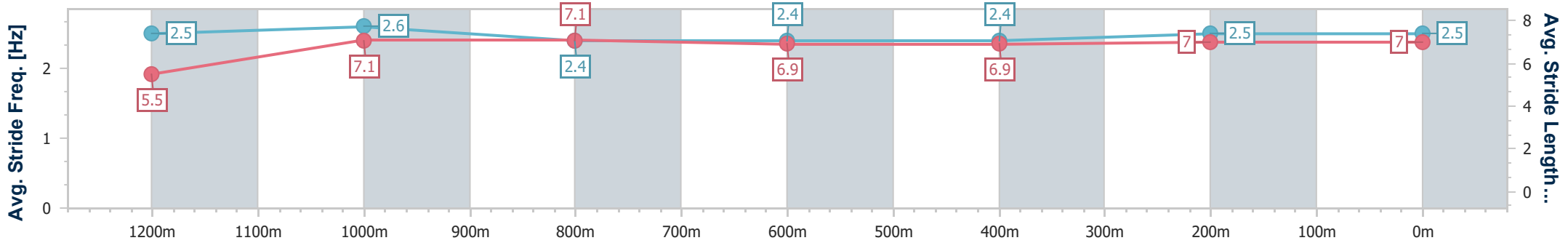
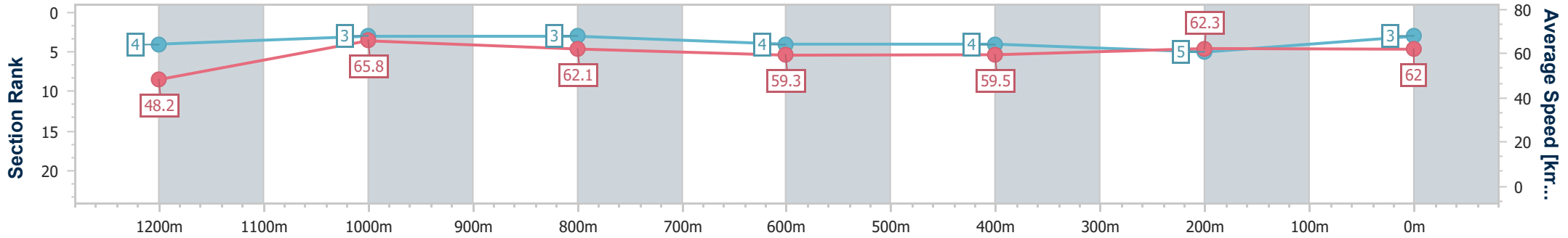
Race 7: GRASON PARK Maiden Handicap - 1350m

24 July 2024 - 15:28



Track Rating: Good 4, Weather: Fine, Rail Position: True

Section	Overall	1200m	1000m	800m	600m	400m	200m
Section Times	1:21.04 [3] (0:11.24)	1:09.80 [4] (0:10.93)	0:58.87 [3] (0:11.60)	0:47.27 [3] (0:12.10)	0:35.17 [4] (0:12.08)	0:23.09 [4] (0:11.48)	0:11.61 [5] (0:11.61)
Average Speed [km/h]	48.2	65.8	62.1	59.3	59.5	62.3	62.0
Top Speed [km/h]	65.9	67.5	64.0	61.1	60.3	64.1	64.0
Avg. Dist. to Rail [m]	2.2	0.8	0.3	0.4	0.8	0.9	1.0
Avg. Stride Freq. [Hz]	2.5	2.6	2.4	2.4	2.4	2.5	2.5
Avg. Stride Length [m]	5.5	7.1	7.1	6.9	6.9	7.0	7.0



- [] Ranking at each section and finish
- .-.- No data available at this section
- NA No data available



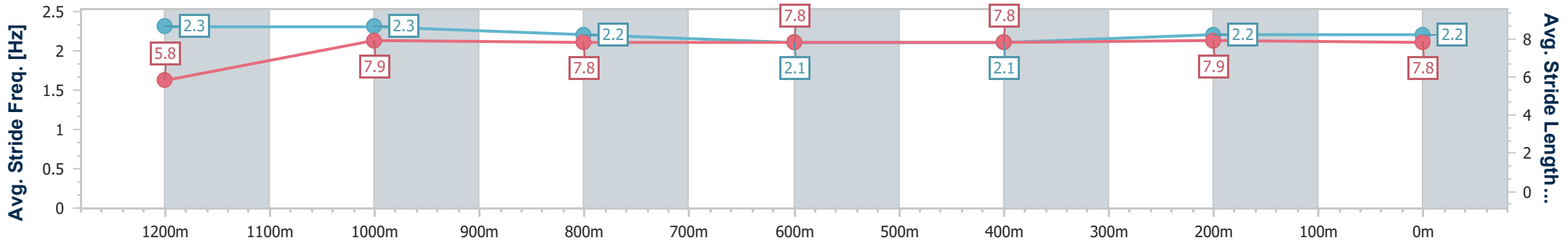
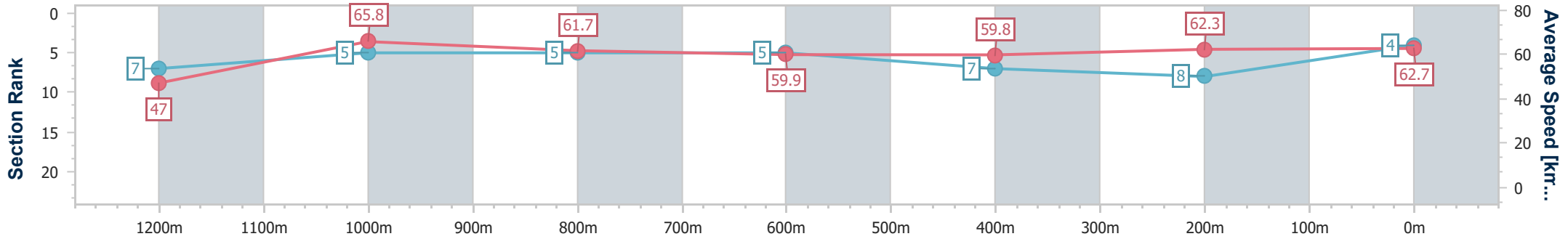
Horse/Jockey Name	Lietuva
Final Rank	4
Fastest Section Time (Section)	0:10.96 (1200m)
Top Speed [km/h] (Section)	67.7 (1200m)
Race State	Finished



Ipswich QLD Professional
 Race 7: GRASON PARK Maiden Handicap - 1350m
 24 July 2024 - 15:28
 Track Rating: Good 4, Weather: Fine, Rail Position: True



Section	Overall	1200m	1000m	800m	600m	400m	200m
Section Times	1:21.11 [4] (0:11.46)	1:09.65 [7] (0:10.96)	0:58.69 [5] (0:11.68)	0:47.01 [5] (0:12.03)	0:34.98 [5] (0:11.97)	0:23.01 [7] (0:11.54)	0:11.47 [8] (0:11.47)
Average Speed [km/h]	47.0	65.8	61.7	59.9	59.8	62.3	62.7
Top Speed [km/h]	66.5	67.7	63.3	61.0	60.9	64.2	63.8
Avg. Dist. to Rail [m]	2.7	0.7	0.3	0.4	0.6	0.7	0.4
Avg. Stride Freq. [Hz]	2.3	2.3	2.2	2.1	2.1	2.2	2.2
Avg. Stride Length [m]	5.8	7.9	7.8	7.8	7.8	7.9	7.8



- [] Ranking at each section and finish
- .-.- No data available at this section
- NA No data available



Horse/Jockey Name	Mehretu
Final Rank	5
Fastest Section Time (Section)	0:11.23 (400m)
Top Speed [km/h] (Section)	66.4 (400m)
Race State	Finished



Ipswich QLD Professional

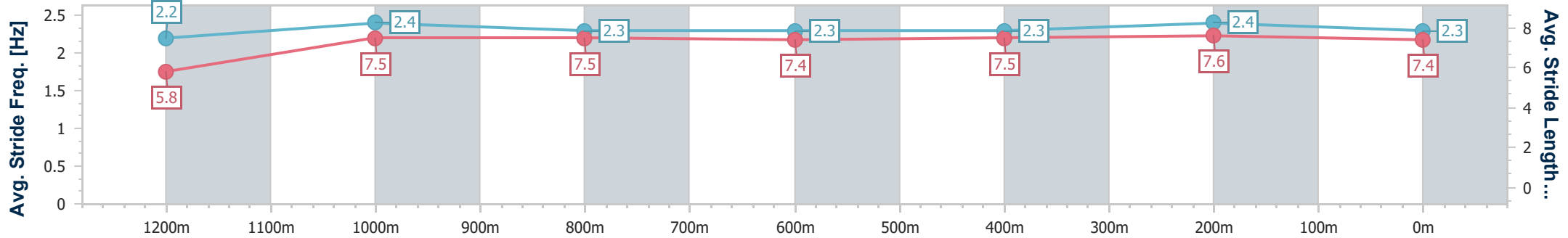
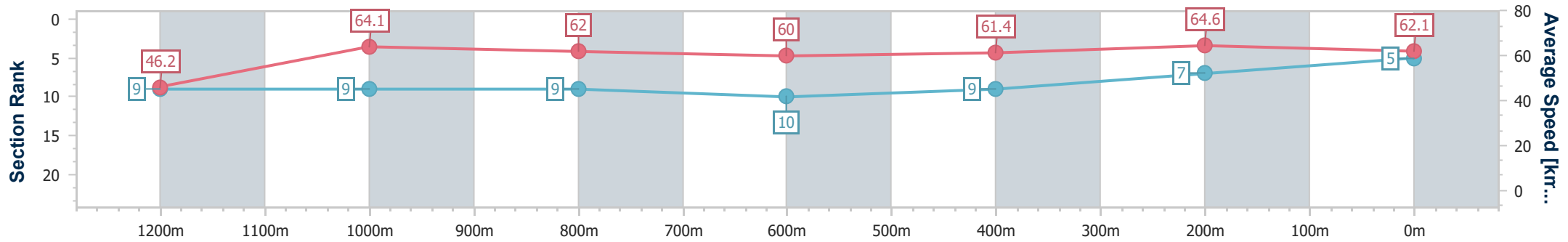
Race 7: GRASON PARK Maiden Handicap - 1350m

24 July 2024 - 15:28



Track Rating: Good 4, Weather: Fine, Rail Position: True

Section	Overall	1200m	1000m	800m	600m	400m	200m
Section Times	1:21.17 [5] (0:11.70)	1:09.47 [9] (0:11.25)	0:58.22 [9] (0:11.67)	0:46.55 [9] (0:11.98)	0:34.57 [10] (0:11.76)	0:22.81 [9] (0:11.23)	0:11.58 [7] (0:11.58)
Average Speed [km/h]	46.2	64.1	62.0	60.0	61.4	64.6	62.1
Top Speed [km/h]	65.7	65.6	63.1	61.4	63.0	66.4	63.8
Avg. Dist. to Rail [m]	2.9	1.1	0.7	0.3	0.7	2.4	5.3
Avg. Stride Freq. [Hz]	2.2	2.4	2.3	2.3	2.3	2.4	2.3
Avg. Stride Length [m]	5.8	7.5	7.5	7.4	7.5	7.6	7.4



- [] Ranking at each section and finish
- .-.- No data available at this section
- NA No data available



Horse/Jockey Name	Grape Expectations
Final Rank	6
Fastest Section Time (Section)	0:11.36 (Overall)
Top Speed [km/h] (Section)	65.9 (Overall)
Race State	Finished



Ipswich QLD Professional

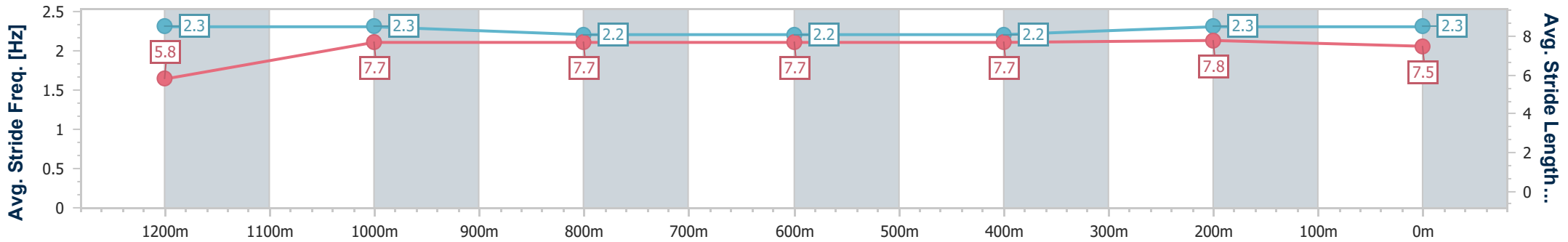
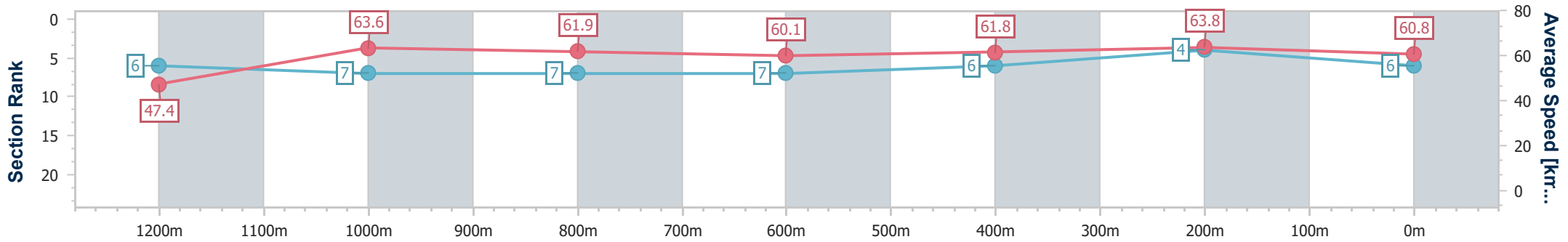
Race 7: GRASON PARK Maiden Handicap - 1350m

24 July 2024 - 15:28



Track Rating: Good 4, Weather: Fine, Rail Position: True

Section	Overall	1200m	1000m	800m	600m	400m	200m
Section Times	1:21.22 [6] (0:11.36)	1:09.86 [6] (0:11.37)	0:58.49 [7] (0:11.63)	0:46.86 [7] (0:12.02)	0:34.84 [7] (0:11.68)	0:23.16 [6] (0:11.37)	0:11.79 [4] (0:11.79)
Average Speed [km/h]	47.4	63.6	61.9	60.1	61.8	63.8	60.8
Top Speed [km/h]	65.9	65.6	63.7	60.4	64.1	64.4	62.3
Avg. Dist. to Rail [m]	3.3	0.8	0.7	0.4	1.0	2.0	4.0
Avg. Stride Freq. [Hz]	2.3	2.3	2.2	2.2	2.2	2.3	2.3
Avg. Stride Length [m]	5.8	7.7	7.7	7.7	7.7	7.8	7.5



- [] Ranking at each section and finish
- .-.- No data available at this section
- NA No data available



Horse/Jockey Name	Fine And Rare
Final Rank	7
Fastest Section Time (Section)	0:11.18 (1200m)
Top Speed [km/h] (Section)	65.8 (Overall)
Race State	Finished



Ipswich QLD Professional

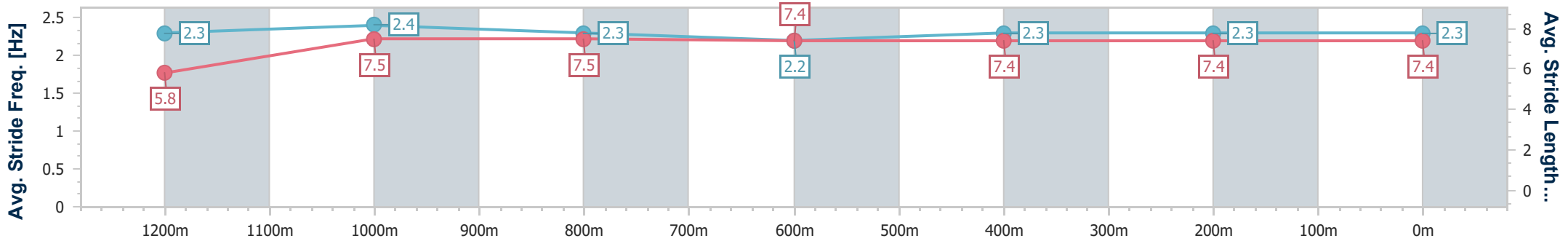
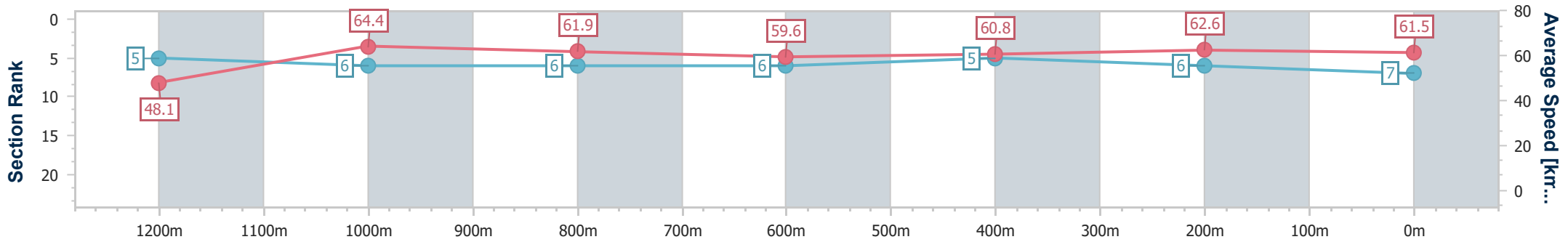
Race 7: GRASON PARK Maiden Handicap - 1350m

24 July 2024 - 15:28



Track Rating: Good 4, Weather: Fine, Rail Position: True

Section	Overall	1200m	1000m	800m	600m	400m	200m
Section Times	1:21.26 [7] (0:11.27)	1:09.99 [5] (0:11.18)	0:58.81 [6] (0:11.67)	0:47.14 [6] (0:12.04)	0:35.10 [6] (0:11.86)	0:23.24 [5] (0:11.51)	0:11.73 [6] (0:11.73)
Average Speed [km/h]	48.1	64.4	61.9	59.6	60.8	62.6	61.5
Top Speed [km/h]	65.8	65.8	63.7	60.2	62.6	63.2	63.3
Avg. Dist. to Rail [m]	6.0	2.1	0.5	0.2	0.3	0.8	2.9
Avg. Stride Freq. [Hz]	2.3	2.4	2.3	2.2	2.3	2.3	2.3
Avg. Stride Length [m]	5.8	7.5	7.5	7.4	7.4	7.4	7.4



- [] Ranking at each section and finish
- .-.- No data available at this section
- NA No data available



Horse/Jockey Name	With Diamonds
Final Rank	8
Fastest Section Time (Section)	0:11.34 (1200m)
Top Speed [km/h] (Section)	64.8 (1200m)
Race State	Finished



Ipswich QLD Professional

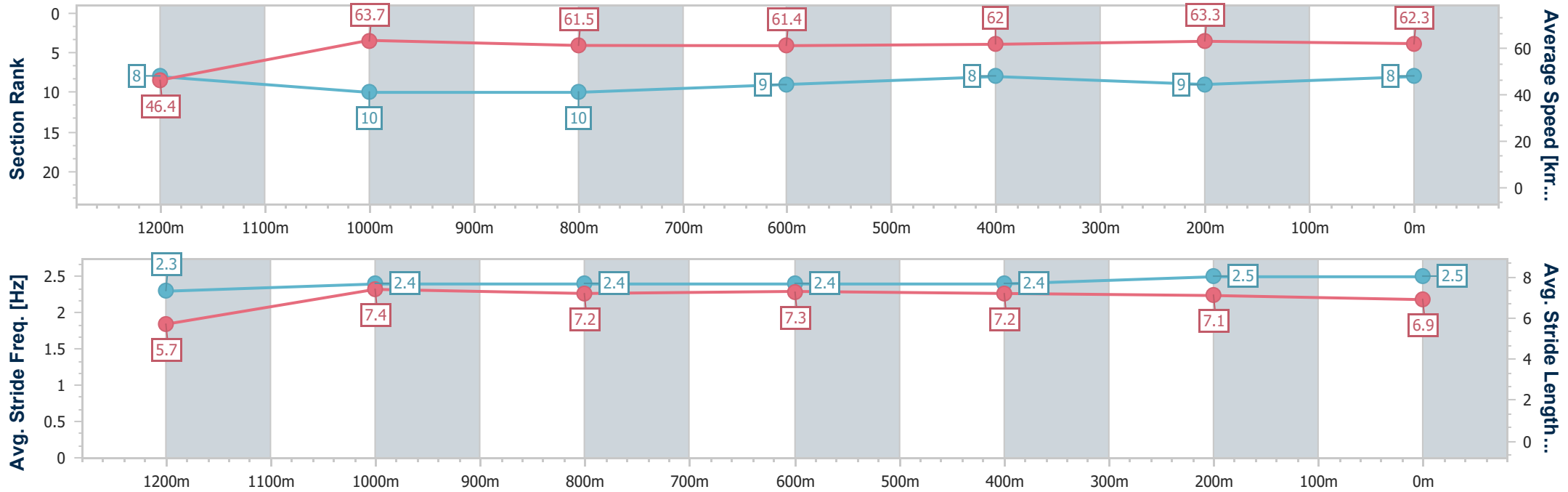
Race 7: GRASON PARK Maiden Handicap - 1350m

24 July 2024 - 15:28



Track Rating: Good 4, Weather: Fine, Rail Position: True

Section	Overall	1200m	1000m	800m	600m	400m	200m
Section Times	1:21.29 [8] (0:11.61)	1:09.68 [8] (0:11.34)	0:58.34 [10] (0:11.77)	0:46.57 [10] (0:11.82)	0:34.75 [9] (0:11.71)	0:23.04 [8] (0:11.46)	0:11.58 [9] (0:11.58)
Average Speed [km/h]	46.4	63.7	61.5	61.4	62.0	63.3	62.3
Top Speed [km/h]	63.7	64.8	62.5	62.0	62.9	63.8	64.1
Avg. Dist. to Rail [m]	6.1	2.5	1.7	1.6	2.0	2.7	5.9
Avg. Stride Freq. [Hz]	2.3	2.4	2.4	2.4	2.4	2.5	2.5
Avg. Stride Length [m]	5.7	7.4	7.2	7.3	7.2	7.1	6.9



- [] Ranking at each section and finish
- .-.- No data available at this section
- NA No data available



Horse/Jockey Name	Fossil Fuel
Final Rank	9
Fastest Section Time (Section)	0:10.95 (1200m)
Top Speed [km/h] (Section)	67.2 (1200m)
Race State	Finished



Ipswich QLD Professional

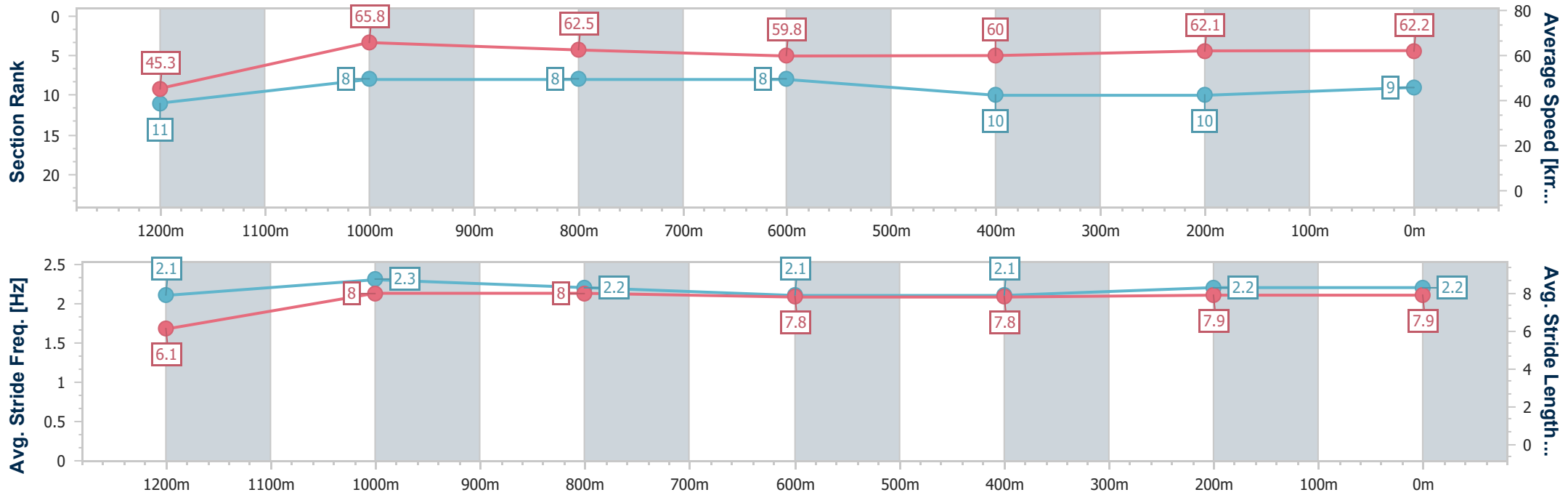
Race 7: GRASON PARK Maiden Handicap - 1350m

24 July 2024 - 15:28



Track Rating: Good 4, Weather: Fine, Rail Position: True

Section	Overall	1200m	1000m	800m	600m	400m	200m
Section Times	1:21.60 [9] (0:11.94)	1:09.66 [11] (0:10.95)	0:58.71 [8] (0:11.50)	0:47.21 [8] (0:12.02)	0:35.19 [8] (0:12.00)	0:23.19 [10] (0:11.57)	0:11.62 [10] (0:11.62)
Average Speed [km/h]	45.3	65.8	62.5	59.8	60.0	62.1	62.2
Top Speed [km/h]	64.9	67.2	64.9	60.4	61.7	63.3	63.5
Avg. Dist. to Rail [m]	4.9	0.8	0.6	0.4	0.2	0.9	3.8
Avg. Stride Freq. [Hz]	2.1	2.3	2.2	2.1	2.1	2.2	2.2
Avg. Stride Length [m]	6.1	8.0	8.0	7.8	7.8	7.9	7.9



- [] Ranking at each section and finish
- .-.- No data available at this section
- NA No data available



Horse/Jockey Name	Ready To Mingle
Final Rank	10
Fastest Section Time (Section)	0:10.91 (1200m)
Top Speed [km/h] (Section)	67.3 (1200m)
Race State	Finished



Ipswich QLD Professional

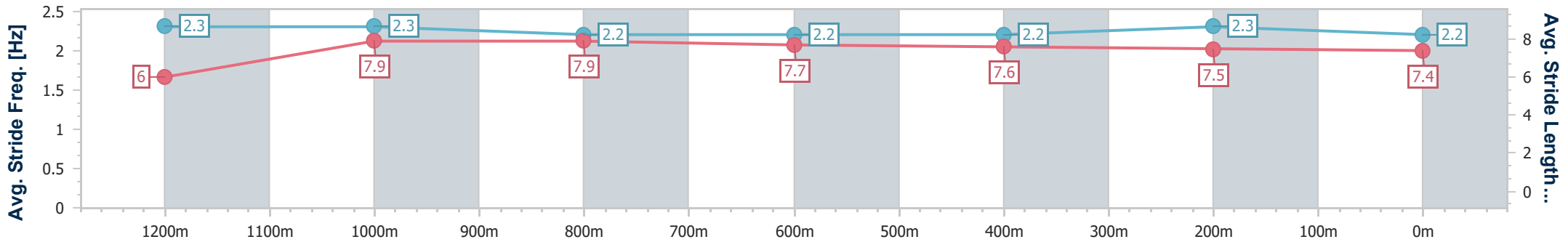
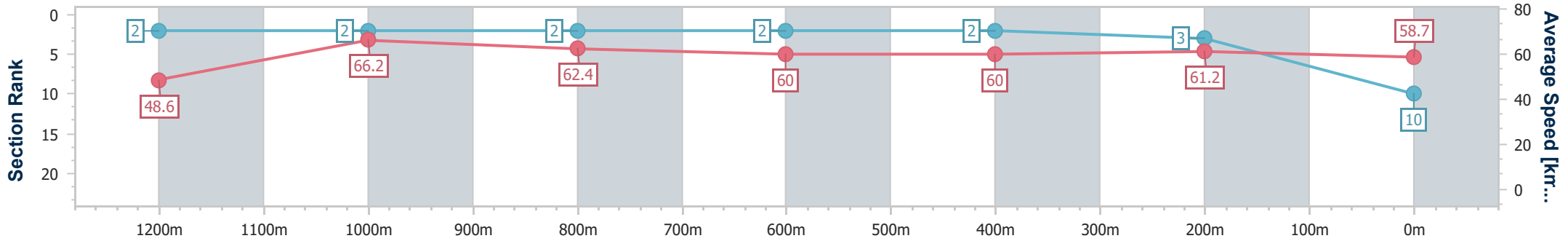
Race 7: GRASON PARK Maiden Handicap - 1350m

24 July 2024 - 15:28



Track Rating: Good 4, Weather: Fine, Rail Position: True

Section	Overall	1200m	1000m	800m	600m	400m	200m
Section Times	1:21.67 [10] (0:11.14)	1:10.53 [2] (0:10.91)	0:59.62 [2] (0:11.56)	0:48.06 [2] (0:12.01)	0:36.05 [2] (0:12.06)	0:23.99 [2] (0:11.73)	0:12.26 [3] (0:12.26)
Average Speed [km/h]	48.6	66.2	62.4	60.0	60.0	61.2	58.7
Top Speed [km/h]	66.5	67.3	65.5	61.0	61.3	62.4	60.3
Avg. Dist. to Rail [m]	11.5	4.8	0.4	0.5	0.4	0.6	1.5
Avg. Stride Freq. [Hz]	2.3	2.3	2.2	2.2	2.2	2.3	2.2
Avg. Stride Length [m]	6.0	7.9	7.9	7.7	7.6	7.5	7.4



- [] Ranking at each section and finish
- .-.-.- No data available at this section
- NA No data available



Horse/Jockey Name	Duke Of Lancaster
Final Rank	11
Fastest Section Time (Section)	0:11.27 (1200m)
Top Speed [km/h] (Section)	66.1 (1200m)
Race State	Finished



Ipswich QLD Professional

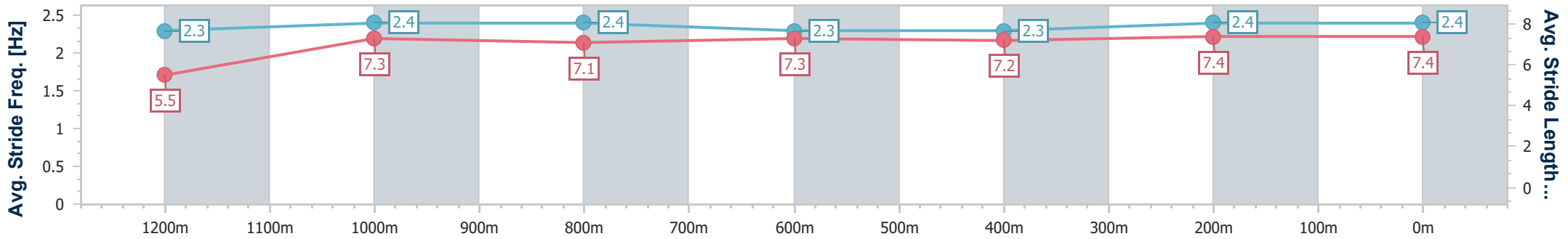
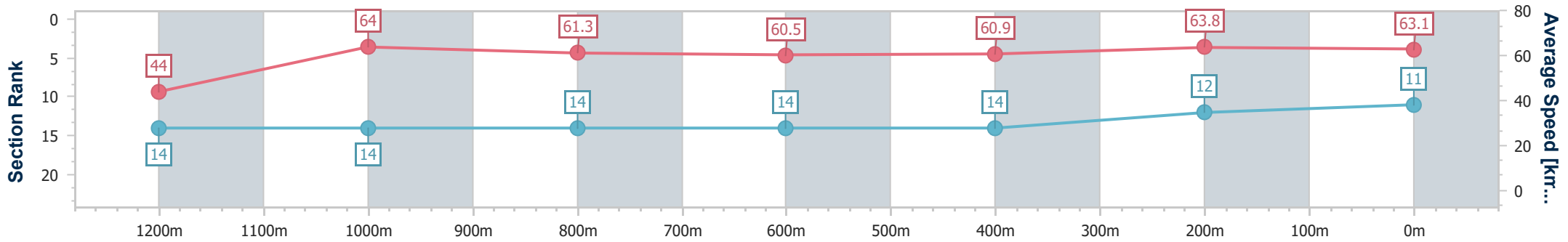
Race 7: GRASON PARK Maiden Handicap - 1350m

24 July 2024 - 15:28



Track Rating: Good 4, Weather: Fine, Rail Position: True

Section	Overall	1200m	1000m	800m	600m	400m	200m
Section Times	1:21.84 [11] (0:12.33)	1:09.51 [14] (0:11.27)	0:58.24 [14] (0:11.74)	0:46.50 [14] (0:11.90)	0:34.60 [14] (0:11.82)	0:22.78 [14] (0:11.37)	0:11.41 [12] (0:11.41)
Average Speed [km/h]	44.0	64.0	61.3	60.5	60.9	63.8	63.1
Top Speed [km/h]	63.6	66.1	62.7	61.6	62.7	65.6	66.0
Avg. Dist. to Rail [m]	8.3	1.5	1.1	0.5	0.4	3.4	7.2
Avg. Stride Freq. [Hz]	2.3	2.4	2.4	2.3	2.3	2.4	2.4
Avg. Stride Length [m]	5.5	7.3	7.1	7.3	7.2	7.4	7.4



- [] Ranking at each section and finish
- .-.- No data available at this section
- NA No data available



Horse/Jockey Name	Taranaki
Final Rank	12
Fastest Section Time (Section)	0:11.37 (400m)
Top Speed [km/h] (Section)	65.2 (200m)
Race State	Finished



Ipswich QLD Professional

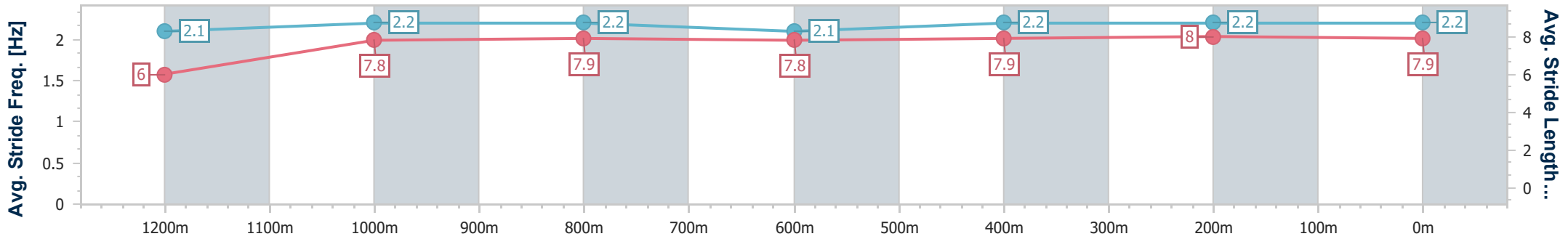
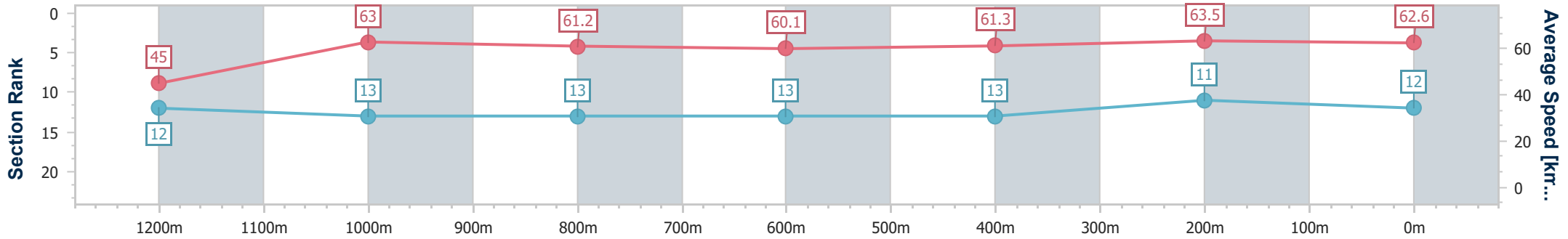
Race 7: GRASON PARK Maiden Handicap - 1350m

24 July 2024 - 15:28



Track Rating: Good 4, Weather: Fine, Rail Position: True

Section	Overall	1200m	1000m	800m	600m	400m	200m
Section Times	1:21.87 [12] (0:12.00)	1:09.87 [12] (0:11.43)	0:58.44 [13] (0:11.79)	0:46.65 [13] (0:11.98)	0:34.67 [13] (0:11.80)	0:22.87 [13] (0:11.37)	0:11.50 [11] (0:11.50)
Average Speed [km/h]	45.0	63.0	61.2	60.1	61.3	63.5	62.6
Top Speed [km/h]	62.7	64.4	62.3	61.5	64.0	64.4	65.2
Avg. Dist. to Rail [m]	10.5	2.2	0.3	0.2	1.0	1.2	3.7
Avg. Stride Freq. [Hz]	2.1	2.2	2.2	2.1	2.2	2.2	2.2
Avg. Stride Length [m]	6.0	7.8	7.9	7.8	7.9	8.0	7.9



- [] Ranking at each section and finish
- .-.- No data available at this section
- NA No data available



Horse/Jockey Name	Kenshin Maru
Final Rank	13
Fastest Section Time (Section)	0:11.26 (1200m)
Top Speed [km/h] (Section)	65.1 (1200m)
Race State	Finished



Ipswich QLD Professional

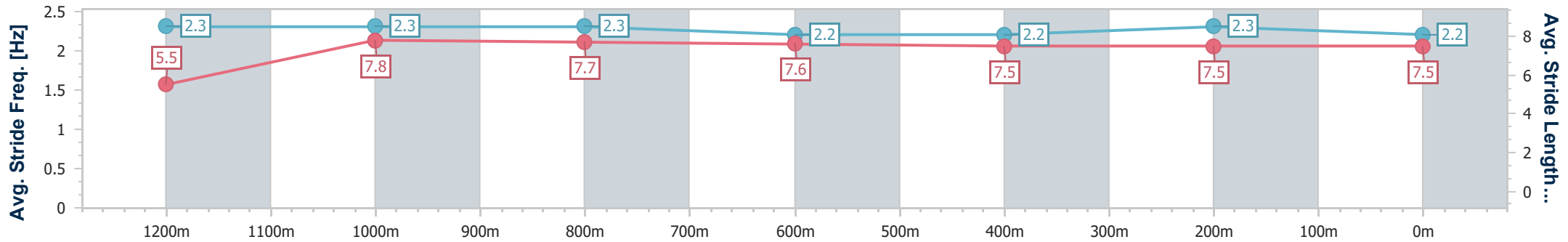
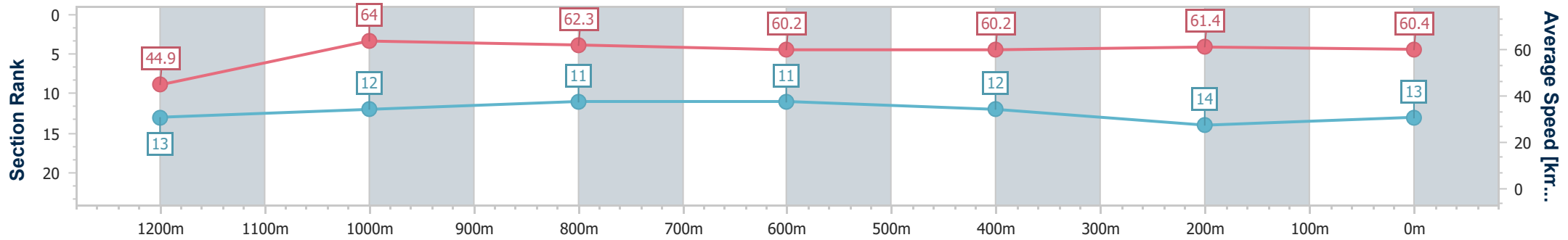
Race 7: GRASON PARK Maiden Handicap - 1350m

24 July 2024 - 15:28



Track Rating: Good 4, Weather: Fine, Rail Position: True

Section	Overall	1200m	1000m	800m	600m	400m	200m
Section Times	1:22.41 [13] (0:12.08)	1:10.33 [13] (0:11.26)	0:59.07 [12] (0:11.53)	0:47.54 [11] (0:11.94)	0:35.60 [11] (0:11.99)	0:23.61 [12] (0:11.67)	0:11.94 [14] (0:11.94)
Average Speed [km/h]	44.9	64.0	62.3	60.2	60.2	61.4	60.4
Top Speed [km/h]	64.4	65.1	63.9	60.9	61.1	62.1	61.7
Avg. Dist. to Rail [m]	5.4	0.8	0.2	0.4	0.3	0.5	1.1
Avg. Stride Freq. [Hz]	2.3	2.3	2.3	2.2	2.2	2.3	2.2
Avg. Stride Length [m]	5.5	7.8	7.7	7.6	7.5	7.5	7.5



- [] Ranking at each section and finish
- .-.- No data available at this section
- NA No data available



Horse/Jockey Name	Bluffy'o
Final Rank	14
Fastest Section Time (Section)	0:11.25 (1200m)
Top Speed [km/h] (Section)	66.1 (1200m)
Race State	Finished



Ipswich QLD Professional

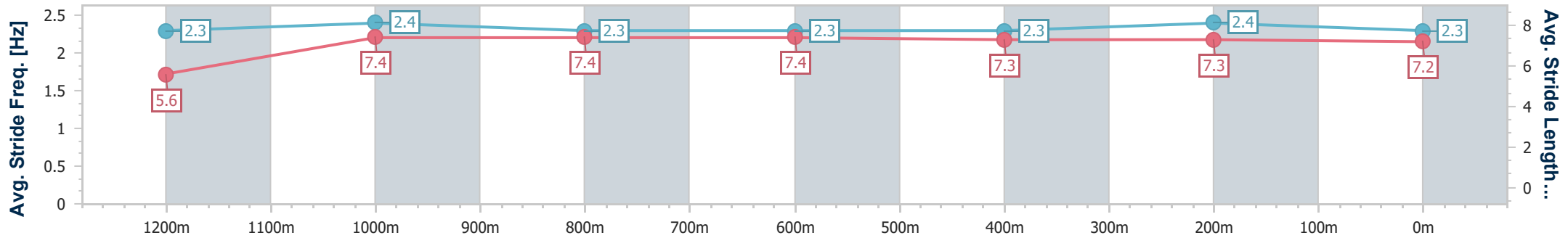
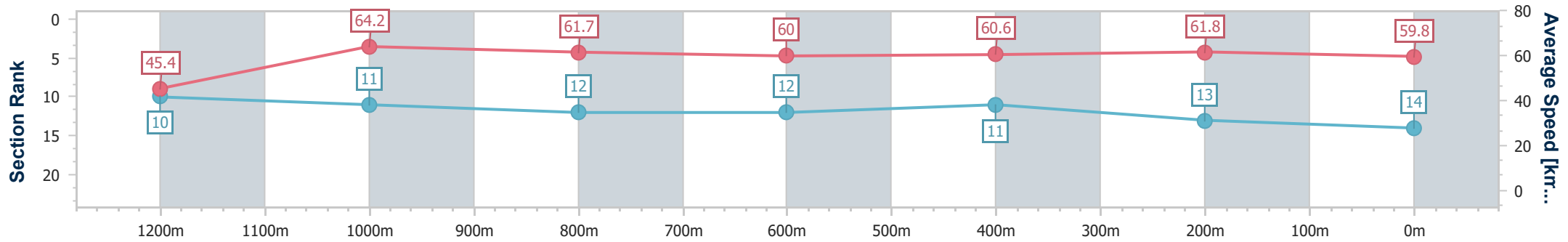
Race 7: GRASON PARK Maiden Handicap - 1350m

24 July 2024 - 15:28



Track Rating: Good 4, Weather: Fine, Rail Position: True

Section	Overall	1200m	1000m	800m	600m	400m	200m
Section Times	1:22.53 [14] (0:11.92)	1:10.61 [10] (0:11.25)	0:59.36 [11] (0:11.70)	0:47.66 [12] (0:12.01)	0:35.65 [12] (0:11.88)	0:23.77 [11] (0:11.69)	0:12.08 [13] (0:12.08)
Average Speed [km/h]	45.4	64.2	61.7	60.0	60.6	61.8	59.8
Top Speed [km/h]	65.1	66.1	62.9	61.2	61.8	62.2	61.1
Avg. Dist. to Rail [m]	6.6	2.7	0.9	0.3	0.6	0.9	3.3
Avg. Stride Freq. [Hz]	2.3	2.4	2.3	2.3	2.3	2.4	2.3
Avg. Stride Length [m]	5.6	7.4	7.4	7.4	7.3	7.3	7.2



- [] Ranking at each section and finish
- .-.- No data available at this section
- NA No data available

Track Rating: Good 4, Weather: Fine, Rail Position: True

Section												Last 600m	
Field Times		Overall	1200m	1000m	800m	600m	400m						0:34.42
		1:18.86 (0:11.12)	1:07.74 (0:11.03)	0:56.71 (0:11.06)	0:45.65 (0:11.23)	0:34.42 (0:11.32)	0:23.10 (0:11.32)						
Rank	TAB	Horse/Jockey	Barrier	Top Speed [km/h]	Fastest Section								Distance Travelled [m]
1	1	GOLDEN DECADE Cody Collis	16	66.8 1000m	0:11.03 1200m	1:18.86 [1] (0:11.12)	1:07.74 [1] (0:11.03)	0:56.71 [1] (0:11.06)	0:45.65 [1] (0:11.23)	0:34.42 [1] (0:11.32)	0:23.10 [1] (0:11.32)	0:34.42	
2	10	BEEBEE DAZZLER Kenji Yoshida	8	66.9 800m	0:11.14 600m	1:19.04 [2] (0:11.55)	1:07.49 [6] (0:11.28)	0:56.21 [9] (0:11.37)	0:44.84 [9] (0:11.15)	0:33.69 [9] (0:11.14)	0:22.55 [9] (0:11.17)	0:33.69	+3
3	11	CAPE CRUSADER Emily Lang	7	66.7 1200m	0:11.03 1200m	1:19.16 [3] (0:11.58)	1:07.58 [7] (0:11.03)	0:56.55 [6] (0:11.18)	0:45.37 [7] (0:11.32)	0:34.05 [7] (0:11.13)	0:22.92 [6] (0:11.27)	0:34.05	+5
4	13	CASPERNOVA Cejay Graham	2	66.0 1000m	0:11.14 1200m	1:19.41 [4] (0:11.28)	1:08.13 [2] (0:11.14)	0:56.99 [3] (0:11.15)	0:45.84 [4] (0:11.29)	0:34.55 [4] (0:11.22)	0:23.33 [5] (0:11.50)	0:34.55	+1
5	5	JUNGLE LAW Georgina Cartwright	4	67.1 1200m	0:11.04 1200m	1:19.51 [5] (0:11.63)	1:07.88 [8] (0:11.04)	0:56.84 [7] (0:11.10)	0:45.74 [6] (0:11.19)	0:34.55 [5] (0:11.30)	0:23.25 [7] (0:11.38)	0:34.55	+2
6	16	REIGN OF POWER Taylor Marshall	6	68.0 1200m	0:10.86 1200m	1:19.52 [6] (0:11.32)	1:08.20 [3] (0:10.86)	0:57.34 [2] (0:11.11)	0:46.23 [2] (0:11.29)	0:34.94 [2] (0:11.28)	0:23.66 [2] (0:11.52)	0:34.94	-1
7	8	HURRICANE HARLOW Madeleine Wishart	1	65.8 1200m	0:11.09 1200m	1:19.62 [7] (0:11.34)	1:08.28 [4] (0:11.09)	0:57.19 [4] (0:11.09)	0:46.10 [3] (0:11.19)	0:34.91 [3] (0:11.28)	0:23.63 [3] (0:11.51)	0:34.91	-3
8	12	BRIGHT BLONDE Angela Jones	15	66.4 800m	0:11.07 600m	1:19.67 [8] (0:11.63)	1:08.04 [9] (0:11.16)	0:56.88 [8] (0:11.28)	0:45.60 [8] (0:11.15)	0:34.45 [8] (0:11.07)	0:23.38 [8] (0:11.64)	0:34.45	+5
9	9	GALWAY HUSSLER Karl Zechner	3	66.6 600m	0:11.09 600m	1:20.09 [9] (0:11.39)	1:08.70 [5] (0:11.14)	0:57.56 [5] (0:11.16)	0:46.40 [5] (0:11.28)	0:35.12 [6] (0:11.09)	0:24.03 [4] (0:11.53)	0:35.12	+1

Scratched: Bean All Ova (#3), Miss Miriam (#15), Typhoon Tip (#6), King Tarik (#14), Steel King (#17), Pure Paradise (#2), Glass Of Rose (#4), Battlefield (#7)



Ipswich QLD Professional

Race 8: IPSWICH PARTY HIRE QTIS Three-Year-Old Handicap - 1350m

24 July 2024 - 16:39



Track Rating: Good 4, Weather: Fine, Rail Position: True

Section				200m				Last 600m		
Field Times				0:11.78 (0:11.78)				0:34.42		
Rank	TAB	Horse/Jockey	Barrier	Top Speed [km/h]	Fastest Section	Margin			Distance Travelled [m]	
1	1	GOLDEN DECADE Cody Collis	16	66.8 1000m	0:11.03 1200m	0:11.78 [1] (0:11.78)	1:18.86		0:34.42	
2	10	BEEBEE DAZZLER Kenji Yoshida	8	66.9 800m	0:11.14 600m	0:11.38 [8] (0:11.38)	1.05L		0:33.69	+3
3	11	CAPE CRUSADER Emily Lang	7	66.7 1200m	0:11.03 1200m	0:11.65 [4] (0:11.65)	1.77L		0:34.05	+5
4	13	CASPERNOVA Cejay Graham	2	66.0 1000m	0:11.14 1200m	0:11.83 [5] (0:11.83)	3.2L		0:34.55	+1
5	5	JUNGLE LAW Georgina Cartwright	4	67.1 1200m	0:11.04 1200m	0:11.87 [7] (0:11.87)	3.78L		0:34.55	+2
6	16	REIGN OF POWER Taylor Marshall	6	68.0 1200m	0:10.86 1200m	0:12.14 [2] (0:12.14)	3.88L		0:34.94	-1
7	8	HURRICANE HARLOW Madeleine Wishart	1	65.8 1200m	0:11.09 1200m	0:12.12 [3] (0:12.12)	4.42L		0:34.91	-3
8	12	BRIGHT BLONDE Angela Jones	15	66.4 800m	0:11.07 600m	0:11.74 [9] (0:11.74)	4.76L		0:34.45	+5
9	9	GALWAY HUSSLER Karl Zechner	3	66.6 600m	0:11.09 600m	0:12.50 [6] (0:12.50)	7.23L		0:35.12	+1

Scratched: Bean All Ova (#3), Miss Miriam (#15), Typhoon Tip (#6), King Tarik (#14), Steel King (#17), Pure Paradise (#2), Glass Of Rose (#4), Battlefield (#7)



Horse/Jockey Name	Golden Decade
Final Rank	1
Fastest Section Time (Section)	0:11.03 (1200m)
Top Speed [km/h] (Section)	66.8 (1000m)
Race State	Finished



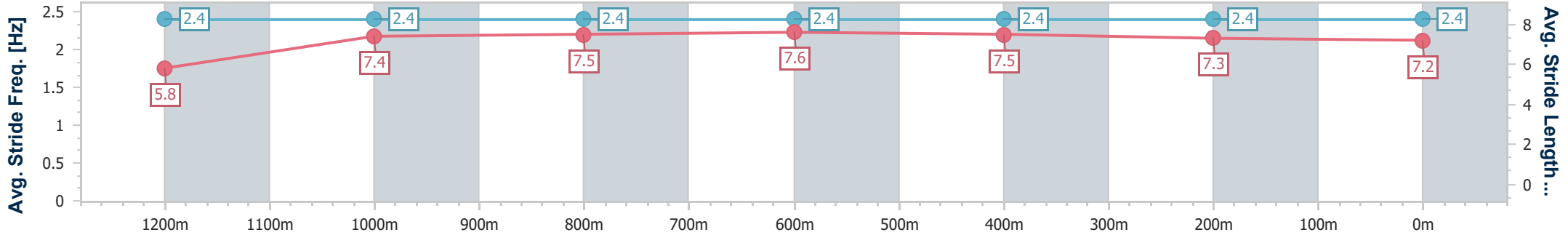
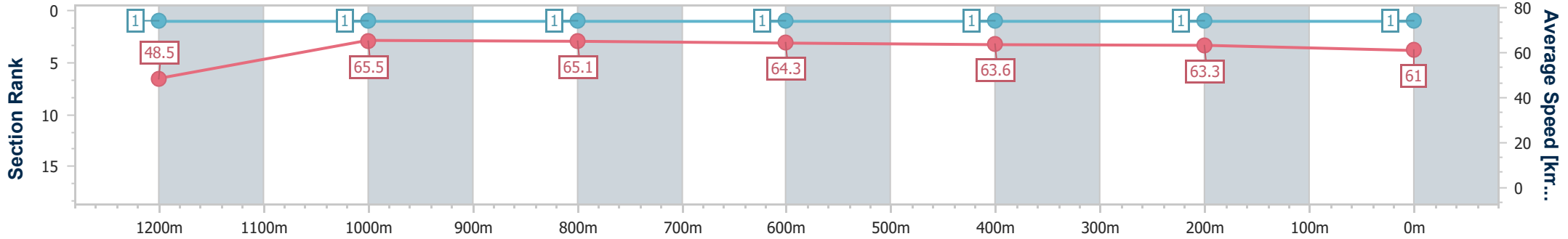
Ipswich QLD Professional
Race 8: IPSWICH PARTY HIRE QTIS Three-Year-Old Handicap - 1350m



24 July 2024 - 16:39

Track Rating: Good 4, Weather: Fine, Rail Position: True

Section	Overall	1200m	1000m	800m	600m	400m	200m
Section Times	1:18.86 [1] (0:11.12)	1:07.74 [1] (0:11.03)	0:56.71 [1] (0:11.06)	0:45.65 [1] (0:11.23)	0:34.42 [1] (0:11.32)	0:23.10 [1] (0:11.32)	0:11.78 [1] (0:11.78)
Average Speed [km/h]	48.5	65.5	65.1	64.3	63.6	63.3	61.0
Top Speed [km/h]	65.2	66.0	66.8	65.1	65.6	65.7	63.2
Avg. Dist. to Rail [m]	6.7	1.6	0.4	0.3	0.7	0.7	0.9
Avg. Stride Freq. [Hz]	2.4	2.4	2.4	2.4	2.4	2.4	2.4
Avg. Stride Length [m]	5.8	7.4	7.5	7.6	7.5	7.3	7.2



- [] Ranking at each section and finish
- .-.- No data available at this section
- NA No data available



Horse/Jockey Name	Beebee Dazzler
Final Rank	2
Fastest Section Time (Section)	0:11.14 (600m)
Top Speed [km/h] (Section)	66.9 (800m)
Race State	Finished



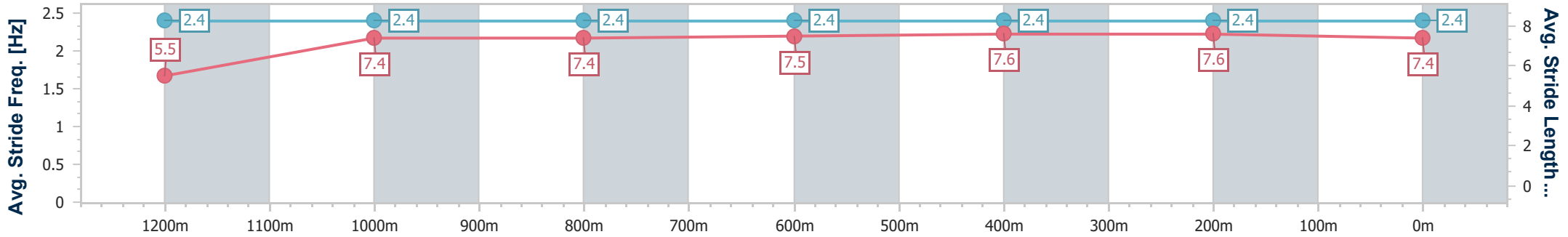
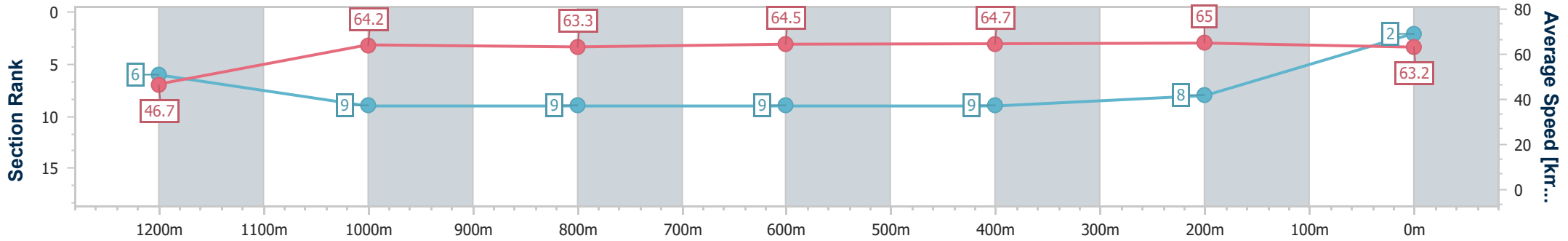
Ipswich QLD Professional
Race 8: IPSWICH PARTY HIRE QTIS Three-Year-Old Handicap - 1350m



24 July 2024 - 16:39

Track Rating: Good 4, Weather: Fine, Rail Position: True

Section	Overall	1200m	1000m	800m	600m	400m	200m
Section Times	1:19.04 [2] (0:11.55)	1:07.49 [6] (0:11.28)	0:56.21 [9] (0:11.37)	0:44.84 [9] (0:11.15)	0:33.69 [9] (0:11.14)	0:22.55 [9] (0:11.17)	0:11.38 [8] (0:11.38)
Average Speed [km/h]	46.7	64.2	63.3	64.5	64.7	65.0	63.2
Top Speed [km/h]	64.5	65.1	65.2	66.9	65.6	65.6	65.4
Avg. Dist. to Rail [m]	6.2	3.4	1.4	0.2	0.6	3.2	6.3
Avg. Stride Freq. [Hz]	2.4	2.4	2.4	2.4	2.4	2.4	2.4
Avg. Stride Length [m]	5.5	7.4	7.4	7.5	7.6	7.6	7.4



- [] Ranking at each section and finish
- .-.- No data available at this section
- NA No data available



Horse/Jockey Name	Cape Crusader
Final Rank	3
Fastest Section Time (Section)	0:11.03 (1200m)
Top Speed [km/h] (Section)	66.7 (1200m)
Race State	Finished



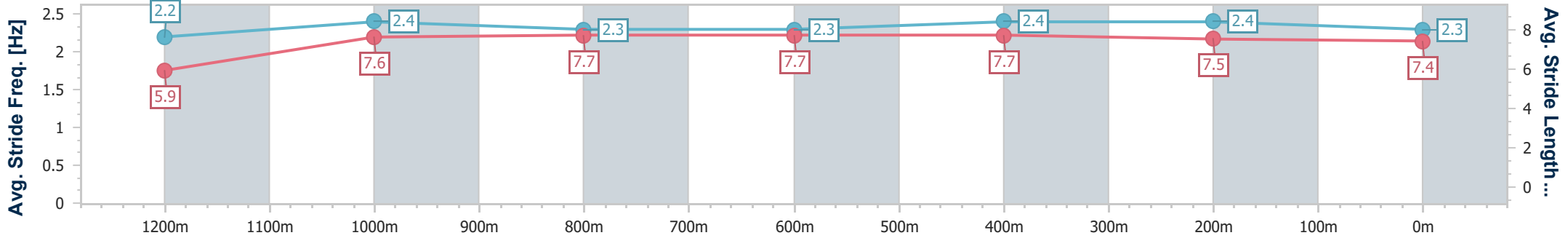
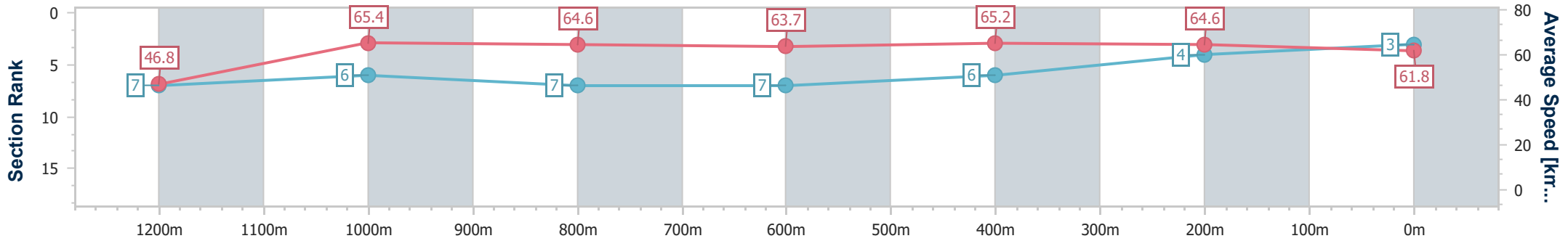
Ipswich QLD Professional
Race 8: IPSWICH PARTY HIRE QTIS Three-Year-Old Handicap - 1350m



24 July 2024 - 16:39

Track Rating: Good 4, Weather: Fine, Rail Position: True

Section	Overall	1200m	1000m	800m	600m	400m	200m
Section Times	1:19.16 [3] (0:11.58)	1:07.58 [7] (0:11.03)	0:56.55 [6] (0:11.18)	0:45.37 [7] (0:11.32)	0:34.05 [7] (0:11.13)	0:22.92 [6] (0:11.27)	0:11.65 [4] (0:11.65)
Average Speed [km/h]	46.8	65.4	64.6	63.7	65.2	64.6	61.8
Top Speed [km/h]	66.2	66.7	66.5	66.4	66.4	66.5	63.8
Avg. Dist. to Rail [m]	4.7	0.8	0.9	1.4	1.8	3.7	5.9
Avg. Stride Freq. [Hz]	2.2	2.4	2.3	2.3	2.4	2.4	2.3
Avg. Stride Length [m]	5.9	7.6	7.7	7.7	7.7	7.5	7.4



- [] Ranking at each section and finish
- .-.- No data available at this section
- NA No data available



Horse/Jockey Name	Caspernova
Final Rank	4
Fastest Section Time (Section)	0:11.14 (1200m)
Top Speed [km/h] (Section)	66.0 (1000m)
Race State	Finished



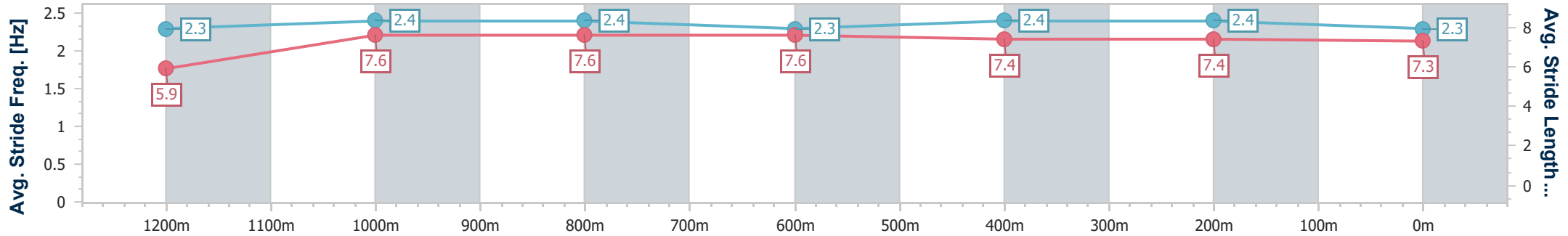
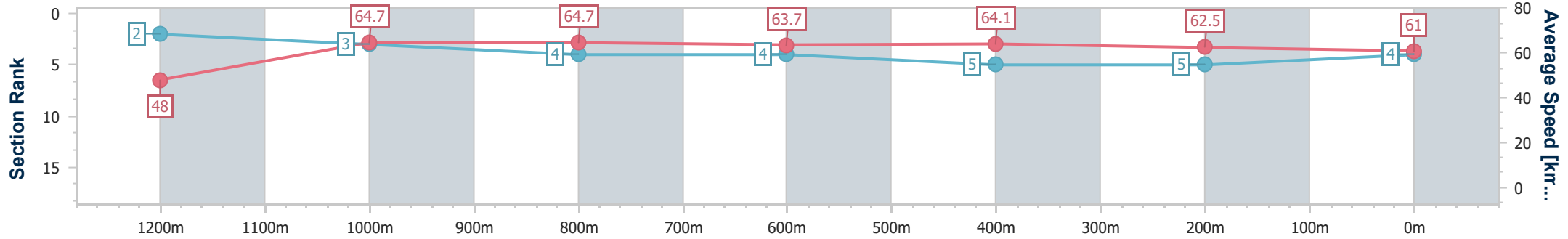
Ipswich QLD Professional
Race 8: IPSWICH PARTY HIRE QTIS Three-Year-Old Handicap - 1350m



24 July 2024 - 16:39

Track Rating: Good 4, Weather: Fine, Rail Position: True

Section	Overall	1200m	1000m	800m	600m	400m	200m
Section Times	1:19.41 [4] (0:11.28)	1:08.13 [2] (0:11.14)	0:56.99 [3] (0:11.15)	0:45.84 [4] (0:11.29)	0:34.55 [4] (0:11.22)	0:23.33 [5] (0:11.50)	0:11.83 [5] (0:11.83)
Average Speed [km/h]	48.0	64.7	64.7	63.7	64.1	62.5	61.0
Top Speed [km/h]	65.9	65.8	66.0	64.9	65.6	63.5	62.7
Avg. Dist. to Rail [m]	2.5	1.9	0.6	0.2	0.5	0.9	3.0
Avg. Stride Freq. [Hz]	2.3	2.4	2.4	2.3	2.4	2.4	2.3
Avg. Stride Length [m]	5.9	7.6	7.6	7.6	7.4	7.4	7.3



- [] Ranking at each section and finish
- .-.- No data available at this section
- NA No data available



Horse/Jockey Name	Jungle Law
Final Rank	5
Fastest Section Time (Section)	0:11.04 (1200m)
Top Speed [km/h] (Section)	67.1 (1200m)
Race State	Finished



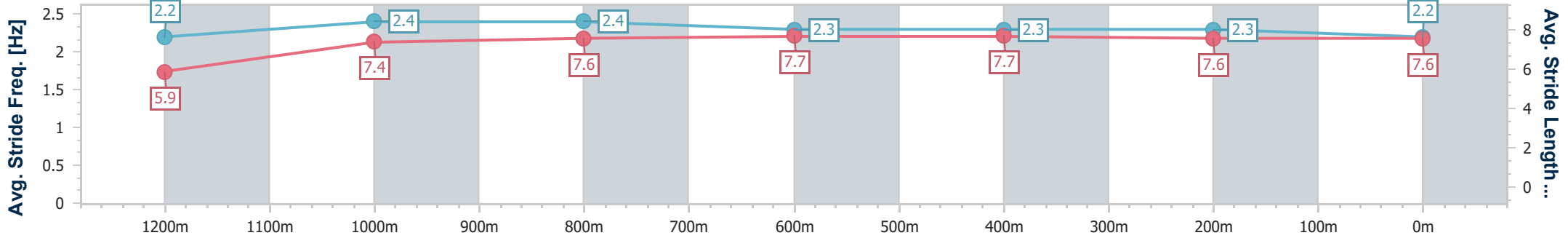
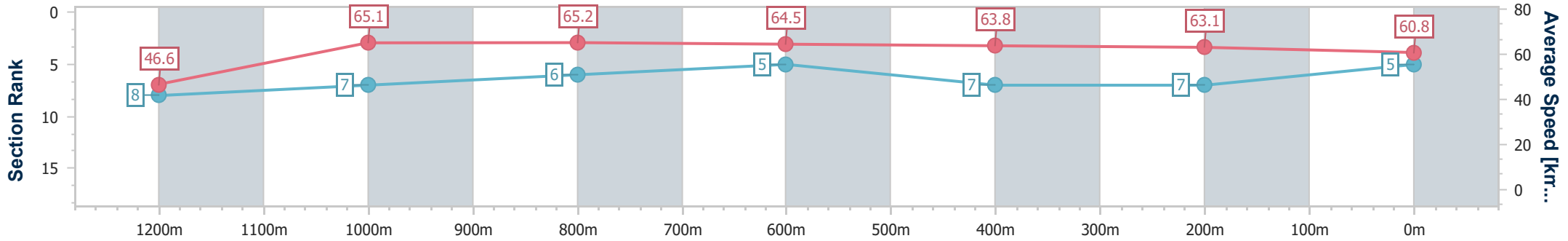
Ipswich QLD Professional
Race 8: IPSWICH PARTY HIRE QTIS Three-Year-Old Handicap - 1350m



24 July 2024 - 16:39

Track Rating: Good 4, Weather: Fine, Rail Position: True

Section	Overall	1200m	1000m	800m	600m	400m	200m
Section Times	1:19.51 [5] (0:11.63)	1:07.88 [8] (0:11.04)	0:56.84 [7] (0:11.10)	0:45.74 [6] (0:11.19)	0:34.55 [5] (0:11.30)	0:23.25 [7] (0:11.38)	0:11.87 [7] (0:11.87)
Average Speed [km/h]	46.6	65.1	65.2	64.5	63.8	63.1	60.8
Top Speed [km/h]	66.2	67.1	66.0	65.4	65.1	64.5	62.3
Avg. Dist. to Rail [m]	4.3	1.9	0.6	0.7	1.0	0.4	0.4
Avg. Stride Freq. [Hz]	2.2	2.4	2.4	2.3	2.3	2.3	2.2
Avg. Stride Length [m]	5.9	7.4	7.6	7.7	7.7	7.6	7.6



- [] Ranking at each section and finish
- .-.- No data available at this section
- NA No data available



Horse/Jockey Name	Reign Of Power
Final Rank	6
Fastest Section Time (Section)	0:10.86 (1200m)
Top Speed [km/h] (Section)	68.0 (1200m)
Race State	Finished



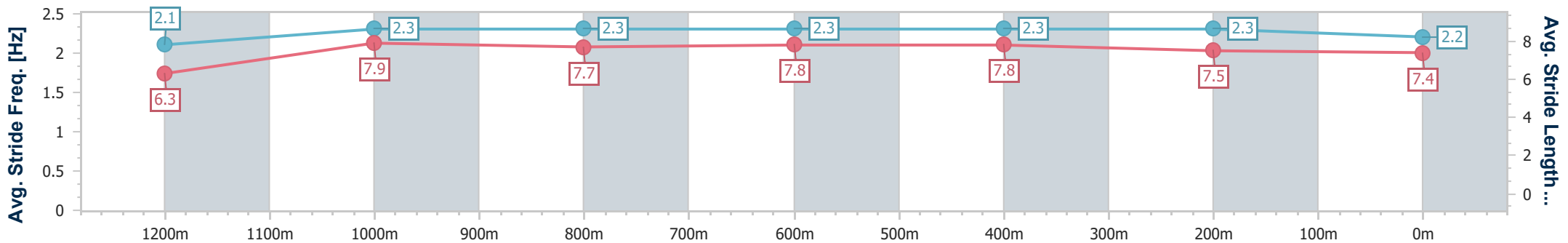
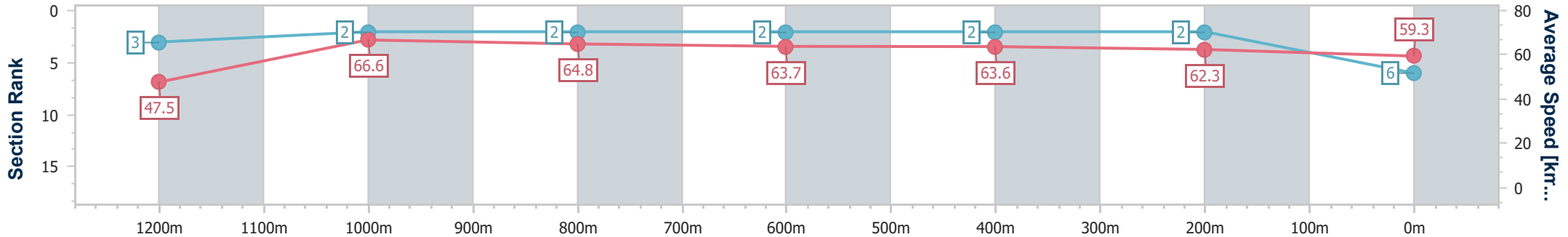
Ipswich QLD Professional
Race 8: IPSWICH PARTY HIRE QTIS Three-Year-Old Handicap - 1350m



24 July 2024 - 16:39

Track Rating: Good 4, Weather: Fine, Rail Position: True

Section	Overall	1200m	1000m	800m	600m	400m	200m
Section Times	1:19.52 [6] (0:11.32)	1:08.20 [3] (0:10.86)	0:57.34 [2] (0:11.11)	0:46.23 [2] (0:11.29)	0:34.94 [2] (0:11.28)	0:23.66 [2] (0:11.52)	0:12.14 [2] (0:12.14)
Average Speed [km/h]	47.5	66.6	64.8	63.7	63.6	62.3	59.3
Top Speed [km/h]	67.7	68.0	65.8	64.5	64.4	63.9	60.9
Avg. Dist. to Rail [m]	3.6	1.9	0.4	0.5	0.7	0.8	2.0
Avg. Stride Freq. [Hz]	2.1	2.3	2.3	2.3	2.3	2.3	2.2
Avg. Stride Length [m]	6.3	7.9	7.7	7.8	7.8	7.5	7.4



- [] Ranking at each section and finish
- .-.- No data available at this section
- NA No data available



Horse/Jockey Name	Hurricane Harlow
Final Rank	7
Fastest Section Time (Section)	0:11.09 (1200m)
Top Speed [km/h] (Section)	65.8 (1200m)
Race State	Finished



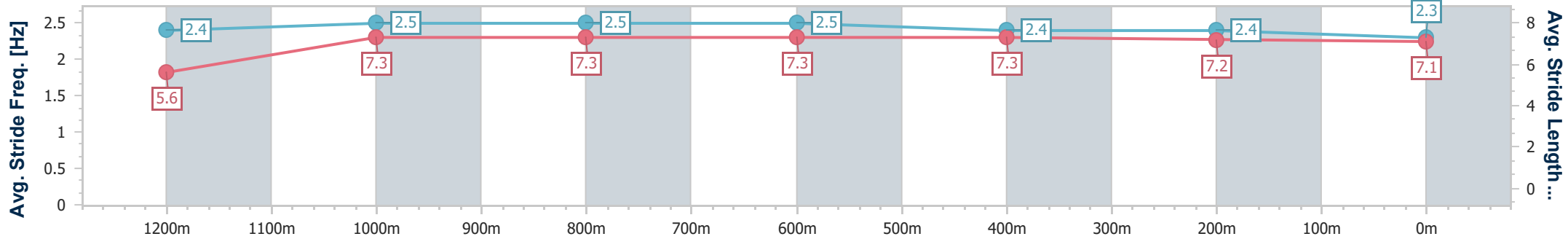
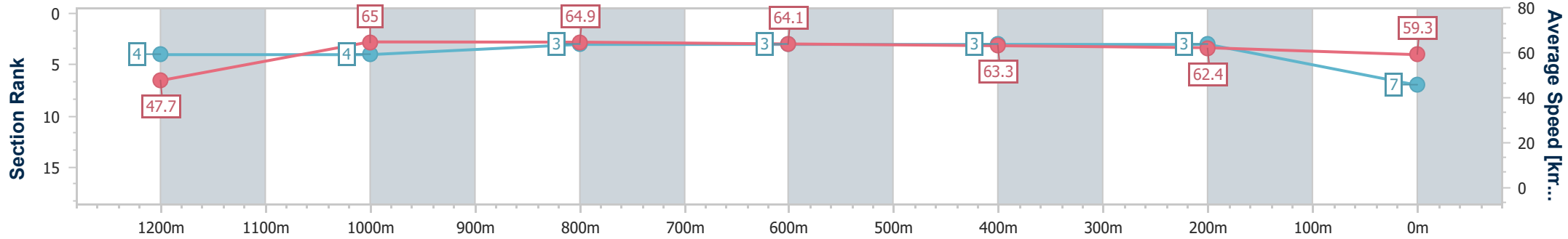
Ipswich QLD Professional
Race 8: IPSWICH PARTY HIRE QTIS Three-Year-Old Handicap - 1350m



24 July 2024 - 16:39

Track Rating: Good 4, Weather: Fine, Rail Position: True

Section	Overall	1200m	1000m	800m	600m	400m	200m
Section Times	1:19.62 [7] (0:11.34)	1:08.28 [4] (0:11.09)	0:57.19 [4] (0:11.09)	0:46.10 [3] (0:11.19)	0:34.91 [3] (0:11.28)	0:23.63 [3] (0:11.51)	0:12.12 [3] (0:12.12)
Average Speed [km/h]	47.7	65.0	64.9	64.1	63.3	62.4	59.3
Top Speed [km/h]	65.0	65.8	65.6	64.4	64.2	63.7	60.9
Avg. Dist. to Rail [m]	1.5	0.9	0.3	0.7	1.1	1.2	0.3
Avg. Stride Freq. [Hz]	2.4	2.5	2.5	2.5	2.4	2.4	2.3
Avg. Stride Length [m]	5.6	7.3	7.3	7.3	7.3	7.2	7.1



- [] Ranking at each section and finish
- .-.- No data available at this section
- NA No data available



Horse/Jockey Name	Bright Blonde
Final Rank	8
Fastest Section Time (Section)	0:11.07 (600m)
Top Speed [km/h] (Section)	66.4 (800m)
Race State	Finished



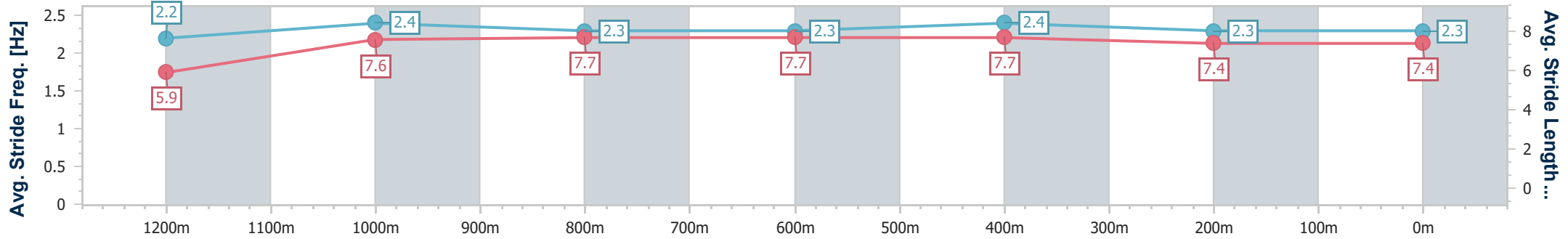
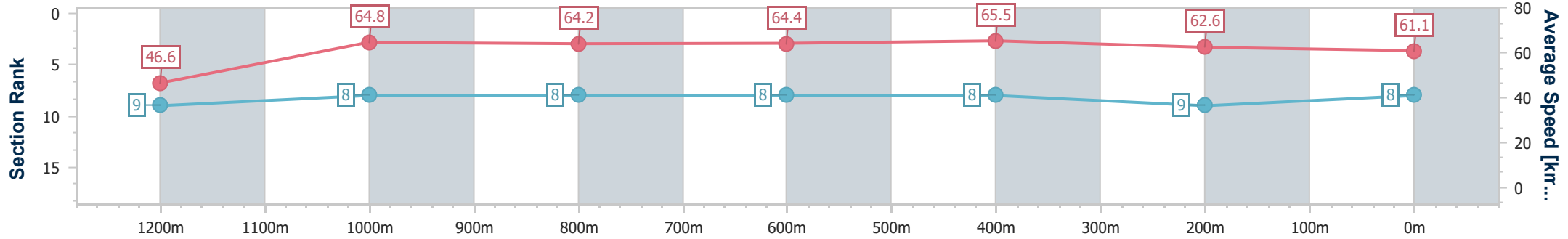
Ipswich QLD Professional
Race 8: IPSWICH PARTY HIRE QTIS Three-Year-Old Handicap - 1350m



24 July 2024 - 16:39

Track Rating: Good 4, Weather: Fine, Rail Position: True

Section	Overall	1200m	1000m	800m	600m	400m	200m
Section Times	1:19.67 [8] (0:11.63)	1:08.04 [9] (0:11.16)	0:56.88 [8] (0:11.28)	0:45.60 [8] (0:11.15)	0:34.45 [8] (0:11.07)	0:23.38 [8] (0:11.64)	0:11.74 [9] (0:11.74)
Average Speed [km/h]	46.6	64.8	64.2	64.4	65.5	62.6	61.1
Top Speed [km/h]	65.2	65.7	66.0	66.4	66.0	64.3	62.0
Avg. Dist. to Rail [m]	7.1	4.1	2.0	0.5	1.4	3.8	5.9
Avg. Stride Freq. [Hz]	2.2	2.4	2.3	2.3	2.4	2.3	2.3
Avg. Stride Length [m]	5.9	7.6	7.7	7.7	7.7	7.4	7.4



- [] Ranking at each section and finish
- .-.- No data available at this section
- NA No data available



Horse/Jockey Name	Galway Hussler
Final Rank	9
Fastest Section Time (Section)	0:11.09 (600m)
Top Speed [km/h] (Section)	66.6 (600m)
Race State	Finished



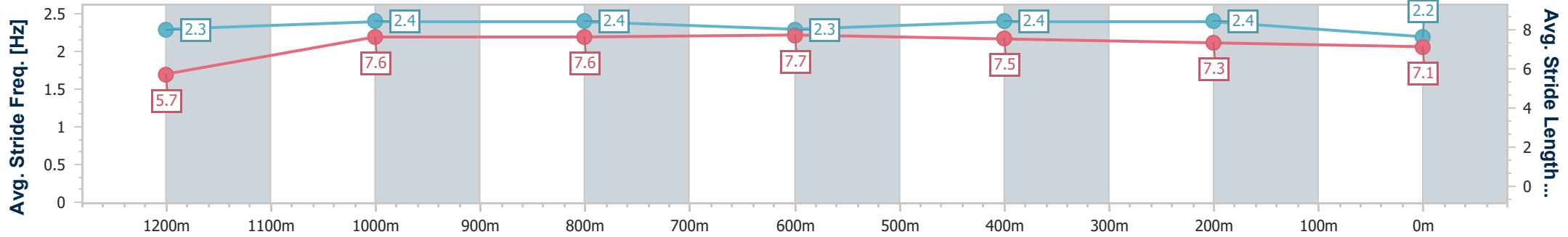
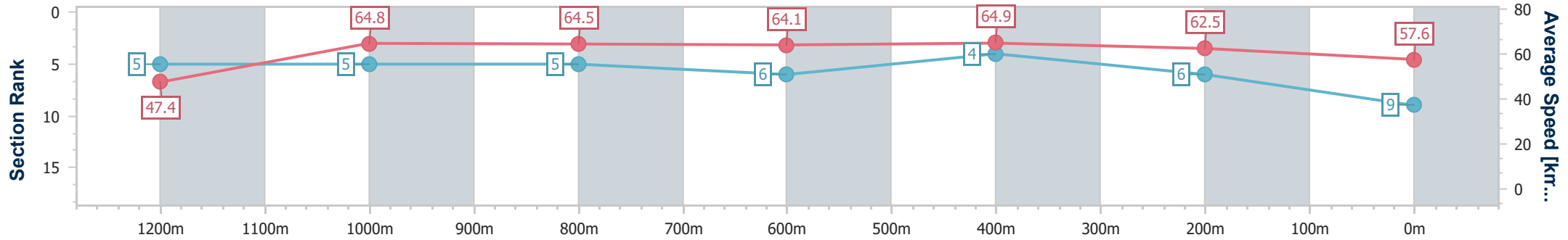
Ipswich QLD Professional
Race 8: IPSWICH PARTY HIRE QTIS Three-Year-Old Handicap - 1350m



24 July 2024 - 16:39

Track Rating: Good 4, Weather: Fine, Rail Position: True

Section	Overall	1200m	1000m	800m	600m	400m	200m
Section Times	1:20.09 [9] (0:11.39)	1:08.70 [5] (0:11.14)	0:57.56 [5] (0:11.16)	0:46.40 [5] (0:11.28)	0:35.12 [6] (0:11.09)	0:24.03 [4] (0:11.53)	0:12.50 [6] (0:12.50)
Average Speed [km/h]	47.4	64.8	64.5	64.1	64.9	62.5	57.6
Top Speed [km/h]	64.3	66.1	65.9	65.5	66.6	64.8	59.9
Avg. Dist. to Rail [m]	3.5	2.3	1.3	0.4	0.3	0.9	4.0
Avg. Stride Freq. [Hz]	2.3	2.4	2.4	2.3	2.4	2.4	2.2
Avg. Stride Length [m]	5.7	7.6	7.6	7.7	7.5	7.3	7.1



- [] Ranking at each section and finish
- .-.- No data available at this section
- NA No data available

Track Rating: Good 4, Weather: Fine, Rail Position: True

Section														
Field Times	Overall	1400m	1200m	1000m	800m	600m	400m	Last 600m						
	1:42.06 (0:18.42)	1:23.64 (0:11.92)	1:11.72 (0:12.13)	0:59.59 (0:12.42)	0:47.17 (0:12.13)	0:35.04 (0:11.99)	0:23.05 (0:11.59)	0:35.04						
Rank	TAB	Horse/Jockey	Barrier	Top Speed [km/h]	Fastest Section									Distance Travelled [m]
1	17	SPRAY GUN Angela Jones	13	64.1 Overall	0:11.44 200m	1:42.06 [1] (0:18.61)	1:23.45 [3] (0:12.03)	1:11.42 [3] (0:11.85)	0:59.57 [2] (0:12.40)	0:47.17 [1] (0:12.13)	0:35.04 [1] (0:12.07)	0:22.97 [2] (0:11.53)	0:35.04	
2	15	THESECONDATPORTSEA Emily Lang	4	65.0 200m	0:11.20 200m	1:42.07 [2] (0:19.00)	1:23.07 [7] (0:12.07)	1:11.00 [7] (0:12.15)	0:58.85 [7] (0:12.36)	0:46.49 [7] (0:12.20)	0:34.29 [7] (0:11.82)	0:22.47 [7] (0:11.27)	0:34.29	-5
3	13	SPILL THE SECRET Justin Stanley	2	64.4 400m	0:11.46 400m	1:42.15 [3] (0:18.76)	1:23.39 [5] (0:11.89)	1:11.50 [4] (0:12.12)	0:59.38 [4] (0:12.48)	0:46.90 [4] (0:12.10)	0:34.80 [4] (0:11.79)	0:23.01 [3] (0:11.46)	0:34.80	-3
4	16	BAK DA MAN Taylor Marshall	5	64.8 400m	0:11.26 200m	1:42.16 [4] (0:18.74)	1:23.42 [4] (0:11.98)	1:11.44 [5] (0:12.26)	0:59.18 [5] (0:12.46)	0:46.72 [5] (0:12.27)	0:34.45 [5] (0:11.80)	0:22.65 [6] (0:11.39)	0:34.45	+0
5	5	SUNSET SOREEE Ryan Maloney	16	65.8 400m	0:11.38 400m	1:42.23 [5] (0:19.24)	1:22.99 [8] (0:11.85)	1:11.14 [8] (0:12.15)	0:58.99 [8] (0:12.31)	0:46.68 [6] (0:12.19)	0:34.49 [6] (0:11.68)	0:22.81 [5] (0:11.38)	0:34.49	+5
6	10	REDWOOD SHADOW James Orman	11	66.4 200m	0:11.17 200m	1:42.30 [6] (0:19.34)	1:22.96 [10] (0:12.02)	1:10.94 [10] (0:12.17)	0:58.77 [9] (0:12.35)	0:46.42 [9] (0:12.19)	0:34.23 [9] (0:11.72)	0:22.51 [9] (0:11.34)	0:34.23	-1
7	18	GENERAL BARCA Michael Cahill	1	65.6 400m	0:11.14 200m	1:42.34 [7] (0:19.32)	1:23.02 [9] (0:12.01)	1:11.01 [9] (0:12.28)	0:58.73 [10] (0:12.45)	0:46.28 [10] (0:12.21)	0:34.07 [10] (0:11.68)	0:22.39 [10] (0:11.25)	0:34.07	+2
8	8	TYNDRUM GOLD Jag Guthmann-Chester	9	63.3 200m	0:11.48 200m	1:42.34 [8] (0:18.49)	1:23.85 [2] (0:11.85)	1:12.00 [1] (0:12.13)	0:59.87 [1] (0:12.53)	0:47.34 [2] (0:12.29)	0:35.05 [3] (0:12.01)	0:23.04 [4] (0:11.56)	0:35.05	-4
9	12	UNCOMMON VALOUR Cejay Graham	6	64.7 400m	0:11.33 400m	1:42.50 [9] (0:18.97)	1:23.53 [6] (0:11.99)	1:11.54 [6] (0:12.24)	0:59.30 [6] (0:12.47)	0:46.83 [8] (0:12.23)	0:34.60 [8] (0:11.83)	0:22.77 [8] (0:11.33)	0:34.60	+3
10	1	BOLD BOURBON Boris Thornton	10	63.7 400m	0:11.71 400m	1:42.71 [10] (0:18.42)	1:24.29 [1] (0:12.05)	1:12.24 [2] (0:12.21)	1:00.03 [3] (0:12.41)	0:47.62 [3] (0:12.06)	0:35.56 [2] (0:11.86)	0:23.70 [1] (0:11.71)	0:35.56	-2

Scratched: This'llbetheone (#3), A Deel Of Humour (#11), Sebring Girl (#14), Kordia (#2), He's Heaven (#4), Patmos Island (#6), Blazen Boots (#9), Hector De Maris (#7)



Ipswich QLD Professional
Race 9: TAB BENCHMARK 78 Handicap - 1666m
 24 July 2024 - 17:05



Track Rating: Good 4, Weather: Fine, Rail Position: True

Section				200m				Last 600m	
Field Times				0:11.46 (0:11.46)				0:35.04	
Rank	TAB	Horse/Jockey	Barrier	Top Speed [km/h]	Fastest Section	Margin			Distance Travelled [m]
1	17	SPRAY GUN Angela Jones	13	64.1 Overall	0:11.44 200m	0:11.44 [2] (0:11.44)	1:42.06		0:35.04
2	15	THESECONDATPORTSEA Emily Lang	4	65.0 200m	0:11.20 200m	0:11.20 [6] (0:11.20)	0.04L		0:34.29 -5
3	13	SPILL THE SECRET Justin Stanley	2	64.4 400m	0:11.46 400m	0:11.55 [1] (0:11.55)	0.56L		0:34.80 -3
4	16	BAK DA MAN Taylor Marshall	5	64.8 400m	0:11.26 200m	0:11.26 [7] (0:11.26)	0.57L		0:34.45 +0
5	5	SUNSET SOREE Ryan Maloney	16	65.8 400m	0:11.38 400m	0:11.43 [4] (0:11.43)	1.02L		0:34.49 +5
6	10	REDWOOD SHADOW James Orman	11	66.4 200m	0:11.17 200m	0:11.17 [9] (0:11.17)	1.44L		0:34.23 -1
7	18	GENERAL BARCA Michael Cahill	1	65.6 400m	0:11.14 200m	0:11.14 [10] (0:11.14)	1.63L		0:34.07 +2
8	8	TYNDRUM GOLD Jag Guthmann-Chester	9	63.3 200m	0:11.48 200m	0:11.48 [5] (0:11.48)	1.67L		0:35.05 -4
9	12	UNCOMMON VALOUR Cejay Graham	6	64.7 400m	0:11.33 400m	0:11.44 [8] (0:11.44)	2.62L		0:34.60 +3
10	1	BOLD BOURBON Boris Thornton	10	63.7 400m	0:11.71 400m	0:11.99 [3] (0:11.99)	3.83L		0:35.56 -2

Scratched: This'llbetheone (#3), A Deel Of Humour (#11), Sebring Girl (#14), Kordia (#2), He's Heaven (#4), Patmos Island (#6), Blazen Boots (#9), Hector De Maris (#7)

[] Ranking at each section and finish
 -:-:- No data available at this section
 NA No data available

SCN Saddle cloth number
 DNF Did not finish
 DNT Did not track



Horse/Jockey Name	Spray Gun
Final Rank	1
Fastest Section Time (Section)	0:11.44 (200m)
Top Speed [km/h] (Section)	64.1 (Overall)
Race State	Finished



Ipswich QLD Professional

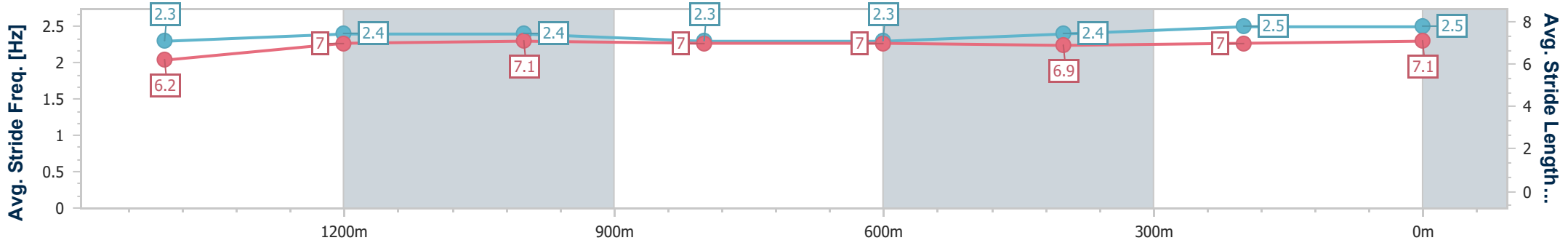
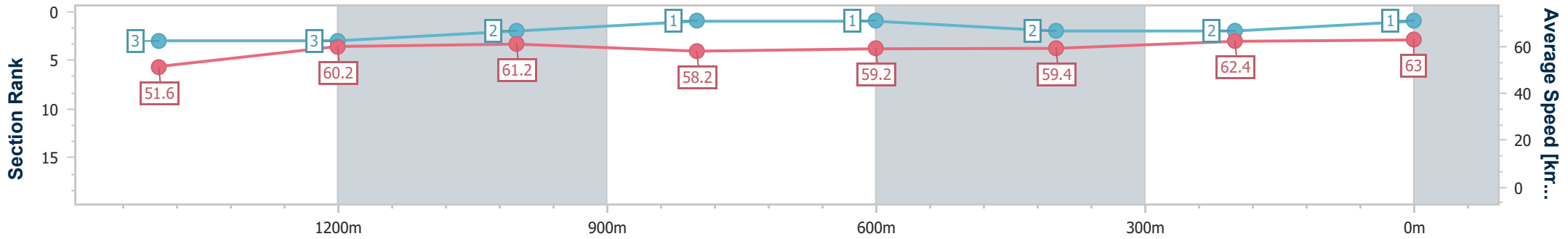
Race 9: TAB BENCHMARK 78 Handicap - 1666m

24 July 2024 - 17:05



Track Rating: Good 4, Weather: Fine, Rail Position: True

Section	Overall	1400m	1200m	1000m	800m	600m	400m	200m
Section Times	1:42.06 [1] (0:18.61)	1:23.45 [3] (0:12.03)	1:11.42 [3] (0:11.85)	0:59.57 [2] (0:12.40)	0:47.17 [1] (0:12.13)	0:35.04 [1] (0:12.07)	0:22.97 [2] (0:11.53)	0:11.44 [2] (0:11.44)
Average Speed [km/h]	51.6	60.2	61.2	58.2	59.2	59.4	62.4	63.0
Top Speed [km/h]	64.1	61.8	63.6	60.7	60.6	62.4	63.8	63.9
Avg. Dist. to Rail [m]	8.7	2.3	1.4	1.1	0.6	0.9	0.6	2.0
Avg. Stride Freq. [Hz]	2.3	2.4	2.4	2.3	2.3	2.4	2.5	2.5
Avg. Stride Length [m]	6.2	7.0	7.1	7.0	7.0	6.9	7.0	7.1



- [] Ranking at each section and finish
- .-.- No data available at this section
- NA No data available



Horse/Jockey Name	Thesecondatportsea
Final Rank	2
Fastest Section Time (Section)	0:11.20 (200m)
Top Speed [km/h] (Section)	65.0 (200m)
Race State	Finished



Ipswich QLD Professional

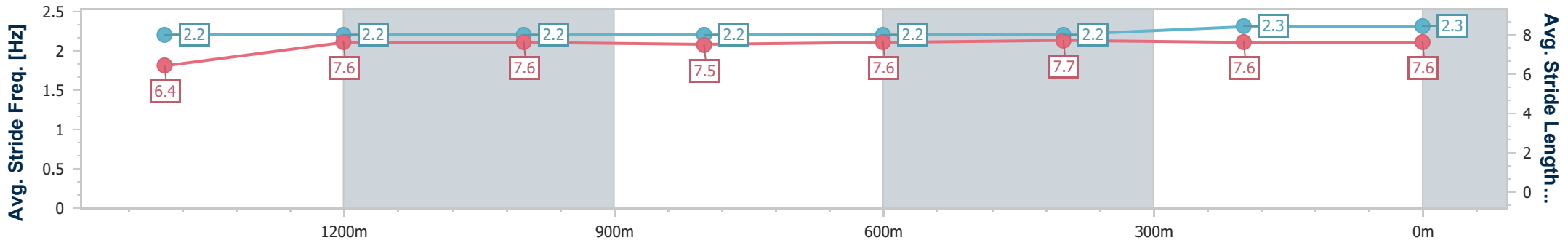
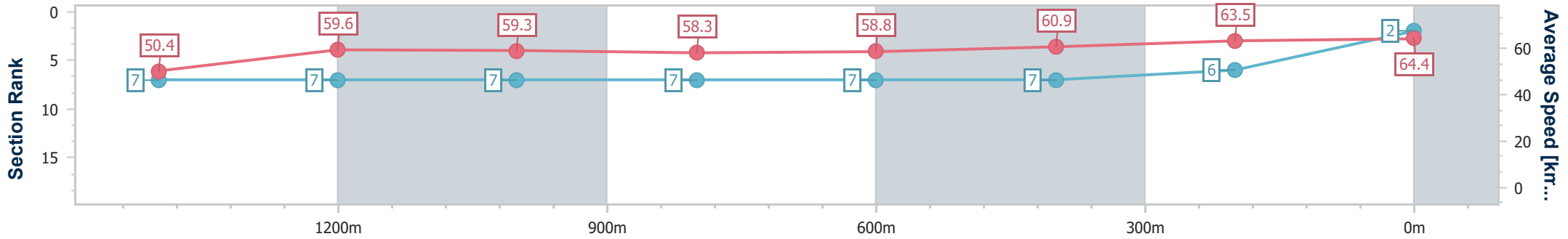
Race 9: TAB BENCHMARK 78 Handicap - 1666m

24 July 2024 - 17:05



Track Rating: Good 4, Weather: Fine, Rail Position: True

Section	Overall	1400m	1200m	1000m	800m	600m	400m	200m					
Section Times	1:42.07 [2] (0:19.00)	1:23.07 [7] (0:12.07)	1:11.00 [7] (0:12.15)	0:58.85 [7] (0:12.36)	0:46.49 [7] (0:12.20)	0:34.29 [7] (0:11.82)	0:22.47 [7] (0:11.27)	0:11.20 [6]					
Average Speed [km/h]	50.4	59.6	59.3	58.3	58.8	60.9	63.5	64.4					
Top Speed [km/h]	60.4	60.3	59.9	59.7	61.3	62.2	65.0	65.0					
Avg. Dist. to Rail [m]	2.7	0.3	0.1	0.2	0.5	0.7	0.7	1.9					
Avg. Stride Freq. [Hz]	2.2	2.2	2.2	2.2	2.2	2.2	2.3	2.3					
Avg. Stride Length [m]	6.4	7.6	7.6	7.5	7.6	7.7	7.6	7.6					



- [] Ranking at each section and finish
- .-.- No data available at this section
- NA No data available



Horse/Jockey Name	Spill The Secret
Final Rank	3
Fastest Section Time (Section)	0:11.46 (400m)
Top Speed [km/h] (Section)	64.4 (400m)
Race State	Finished



Ipswich QLD Professional

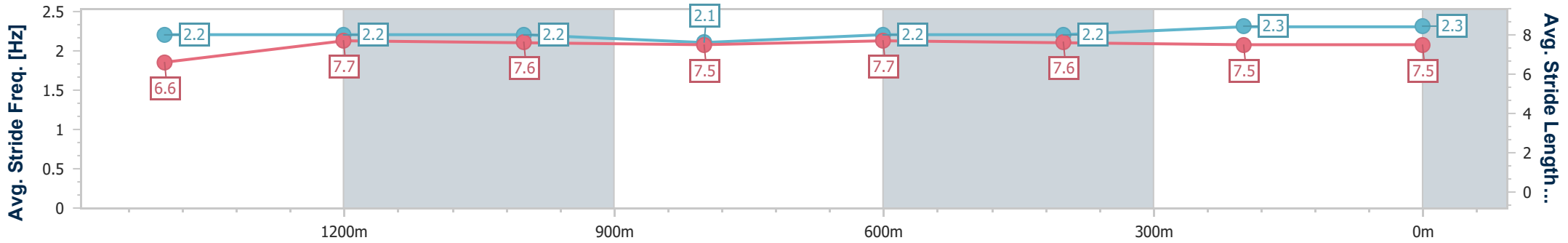
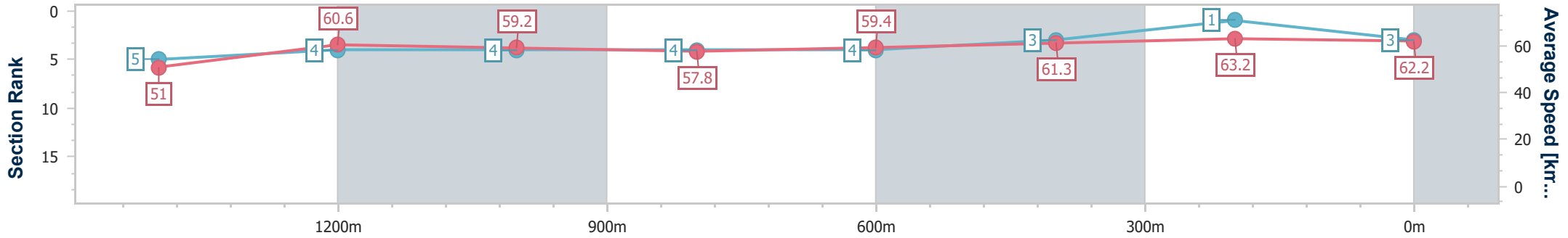
Race 9: TAB BENCHMARK 78 Handicap - 1666m

24 July 2024 - 17:05



Track Rating: Good 4, Weather: Fine, Rail Position: True

Section	Overall	1400m	1200m	1000m	800m	600m	400m	200m
Section Times	1:42.15 [3] (0:18.76)	1:23.39 [5] (0:11.89)	1:11.50 [4] (0:12.12)	0:59.38 [4] (0:12.48)	0:46.90 [4] (0:12.10)	0:34.80 [4] (0:11.79)	0:23.01 [3] (0:11.46)	0:11.55 [1] (0:11.55)
Average Speed [km/h]	51.0	60.6	59.2	57.8	59.4	61.3	63.2	62.2
Top Speed [km/h]	61.5	61.5	60.3	58.7	60.6	63.2	64.4	63.4
Avg. Dist. to Rail [m]	2.4	0.2	0.6	0.6	0.5	0.5	2.4	3.0
Avg. Stride Freq. [Hz]	2.2	2.2	2.2	2.1	2.2	2.2	2.3	2.3
Avg. Stride Length [m]	6.6	7.7	7.6	7.5	7.7	7.6	7.5	7.5



- [] Ranking at each section and finish
- .-.- No data available at this section
- NA No data available



Horse/Jockey Name	Bak Da Man
Final Rank	4
Fastest Section Time (Section)	0:11.26 (200m)
Top Speed [km/h] (Section)	64.8 (400m)
Race State	Finished



Ipswich QLD Professional

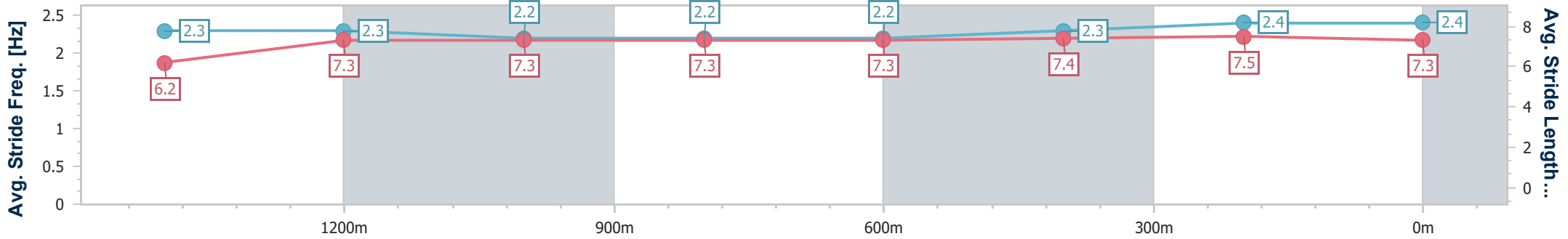
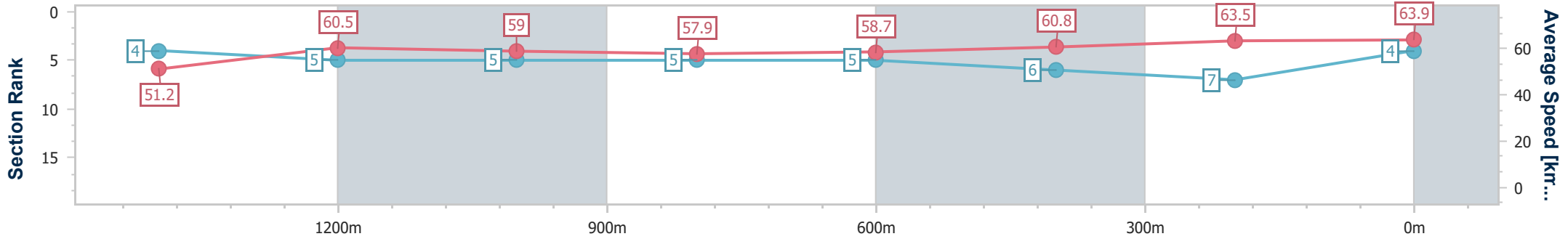
Race 9: TAB BENCHMARK 78 Handicap - 1666m

24 July 2024 - 17:05



Track Rating: Good 4, Weather: Fine, Rail Position: True

Section	Overall	1400m	1200m	1000m	800m	600m	400m	200m
Section Times	1:42.16 [4] (0:18.74)	1:23.42 [4] (0:11.98)	1:11.44 [5] (0:12.26)	0:59.18 [5] (0:12.46)	0:46.72 [5] (0:12.27)	0:34.45 [5] (0:11.80)	0:22.65 [6] (0:11.39)	0:11.26 [7]
Average Speed [km/h]	51.2	60.5	59.0	57.9	58.7	60.8	63.5	63.9
Top Speed [km/h]	61.6	61.1	60.2	58.5	60.2	62.3	64.8	64.8
Avg. Dist. to Rail [m]	5.1	1.7	1.2	0.8	0.2	0.2	1.2	2.9
Avg. Stride Freq. [Hz]	2.3	2.3	2.2	2.2	2.2	2.3	2.4	2.4
Avg. Stride Length [m]	6.2	7.3	7.3	7.3	7.3	7.4	7.5	7.3



- [] Ranking at each section and finish
- .-.- No data available at this section
- NA No data available



Horse/Jockey Name	Sunset Soiree
Final Rank	5
Fastest Section Time (Section)	0:11.38 (400m)
Top Speed [km/h] (Section)	65.8 (400m)
Race State	Finished



Ipswich QLD Professional

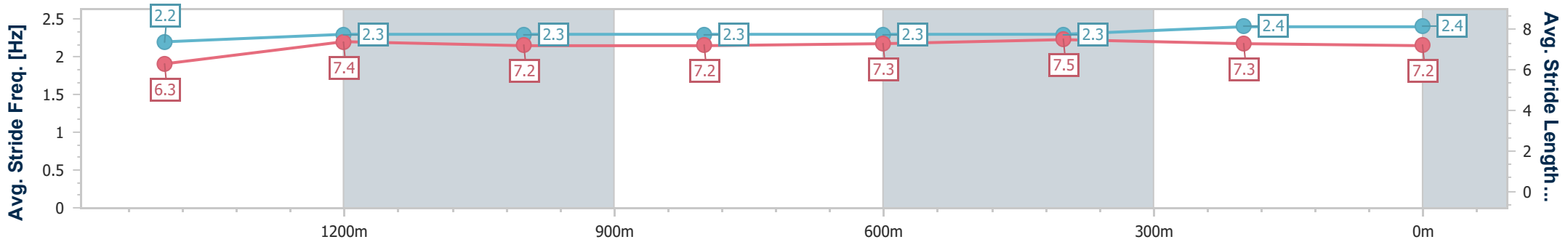
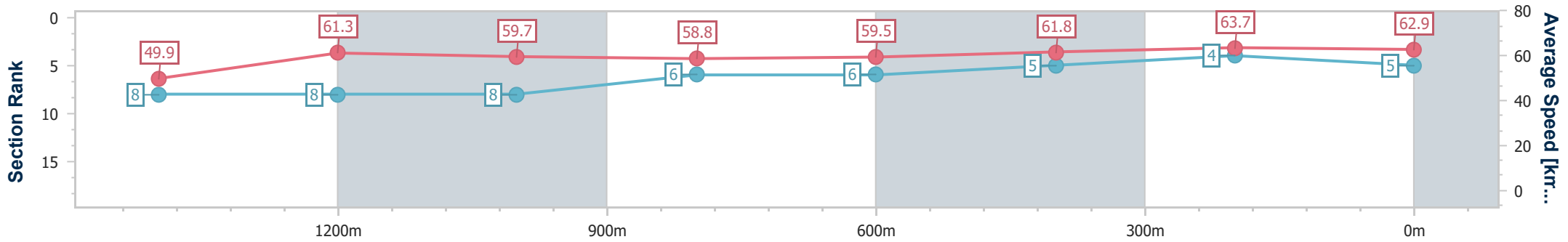
Race 9: TAB BENCHMARK 78 Handicap - 1666m

24 July 2024 - 17:05



Track Rating: Good 4, Weather: Fine, Rail Position: True

Section	Overall	1400m	1200m	1000m	800m	600m	400m	200m
Section Times	1:42.23 [5] (0:19.24)	1:22.99 [8] (0:11.85)	1:11.14 [8] (0:12.15)	0:58.99 [8] (0:12.31)	0:46.68 [6] (0:12.19)	0:34.49 [6] (0:11.68)	0:22.81 [5] (0:11.38)	0:11.43 [4]
Average Speed [km/h]	49.9	61.3	59.7	58.8	59.5	61.8	63.7	62.9
Top Speed [km/h]	60.1	62.0	61.9	59.9	61.5	64.1	65.8	65.3
Avg. Dist. to Rail [m]	8.2	2.1	2.1	1.8	1.3	1.0	2.1	3.5
Avg. Stride Freq. [Hz]	2.2	2.3	2.3	2.3	2.3	2.3	2.4	2.4
Avg. Stride Length [m]	6.3	7.4	7.2	7.2	7.3	7.5	7.3	7.2



- [] Ranking at each section and finish
- .-.- No data available at this section
- NA No data available



Horse/Jockey Name	Redwood Shadow
Final Rank	6
Fastest Section Time (Section)	0:11.17 (200m)
Top Speed [km/h] (Section)	66.4 (200m)
Race State	Finished



Ipswich QLD Professional

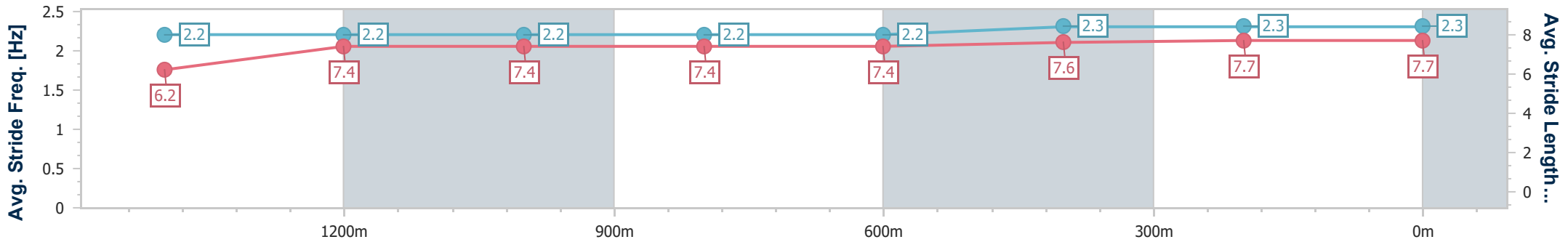
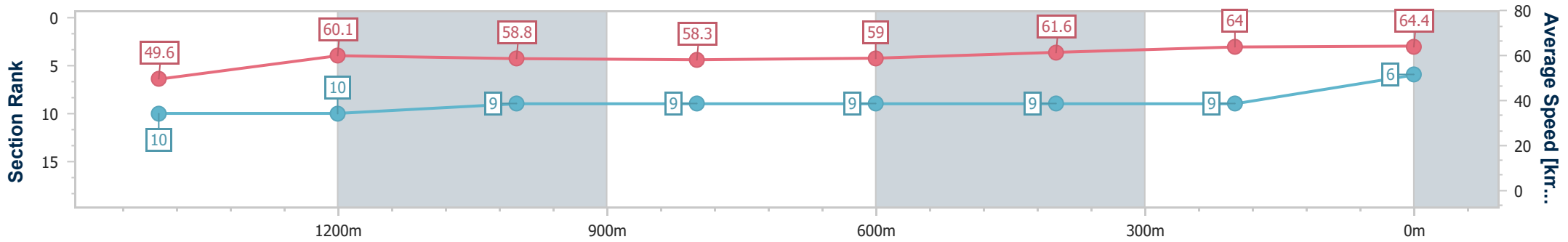
Race 9: TAB BENCHMARK 78 Handicap - 1666m

24 July 2024 - 17:05



Track Rating: Good 4, Weather: Fine, Rail Position: True

Section	Overall	1400m	1200m	1000m	800m	600m	400m	200m
Section Times	1:42.30 [6] (0:19.34)	1:22.96 [10] (0:12.02)	1:10.94 [10] (0:12.17)	0:58.77 [9] (0:12.35)	0:46.42 [9] (0:12.19)	0:34.23 [9] (0:11.72)	0:22.51 [9] (0:11.34)	0:11.17 [9] (0:11.17)
Average Speed [km/h]	49.6	60.1	58.8	58.3	59.0	61.6	64.0	64.4
Top Speed [km/h]	61.5	61.4	59.5	59.9	60.6	63.0	65.9	66.4
Avg. Dist. to Rail [m]	5.3	1.0	0.7	0.4	0.4	0.5	3.1	6.0
Avg. Stride Freq. [Hz]	2.2	2.2	2.2	2.2	2.2	2.3	2.3	2.3
Avg. Stride Length [m]	6.2	7.4	7.4	7.4	7.4	7.6	7.7	7.7



- [] Ranking at each section and finish
- .-.-.- No data available at this section
- NA No data available



Horse/Jockey Name	General Barca
Final Rank	7
Fastest Section Time (Section)	0:11.14 (200m)
Top Speed [km/h] (Section)	65.6 (400m)
Race State	Finished



Ipswich QLD Professional

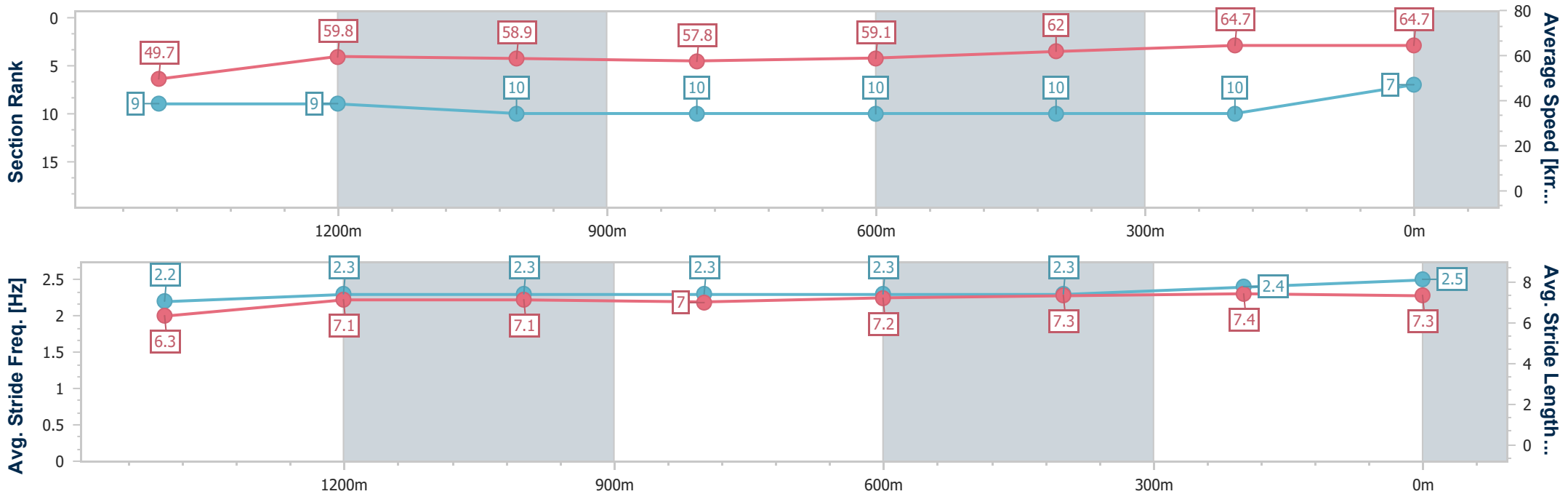
Race 9: TAB BENCHMARK 78 Handicap - 1666m

24 July 2024 - 17:05



Track Rating: Good 4, Weather: Fine, Rail Position: True

Section	Overall	1400m	1200m	1000m	800m	600m	400m	200m
Section Times	1:42.34 [7] (0:19.32)	1:23.02 [9] (0:12.01)	1:11.01 [9] (0:12.28)	0:58.73 [10] (0:12.45)	0:46.28 [10] (0:12.21)	0:34.07 [10] (0:11.68)	0:22.39 [10] (0:11.25)	0:11.14 [10] (0:11.14)
Average Speed [km/h]	49.7	59.8	58.9	57.8	59.1	62.0	64.7	64.7
Top Speed [km/h]	60.5	61.1	59.9	60.0	60.9	64.3	65.6	65.4
Avg. Dist. to Rail [m]	1.8	0.2	0.3	0.6	0.7	1.4	3.7	6.4
Avg. Stride Freq. [Hz]	2.2	2.3	2.3	2.3	2.3	2.3	2.4	2.5
Avg. Stride Length [m]	6.3	7.1	7.1	7.0	7.2	7.3	7.4	7.3



- [] Ranking at each section and finish
- .-.-.- No data available at this section
- NA No data available



Horse/Jockey Name	Tyndrum Gold
Final Rank	8
Fastest Section Time (Section)	0:11.48 (200m)
Top Speed [km/h] (Section)	63.3 (200m)
Race State	Finished



Ipswich QLD Professional

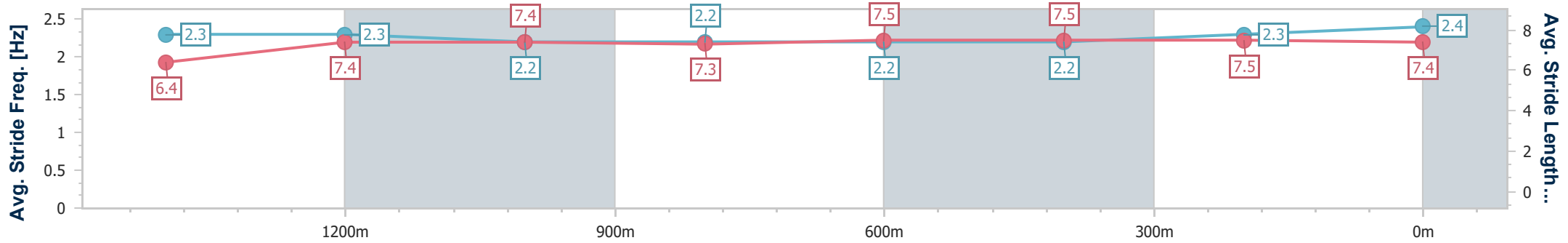
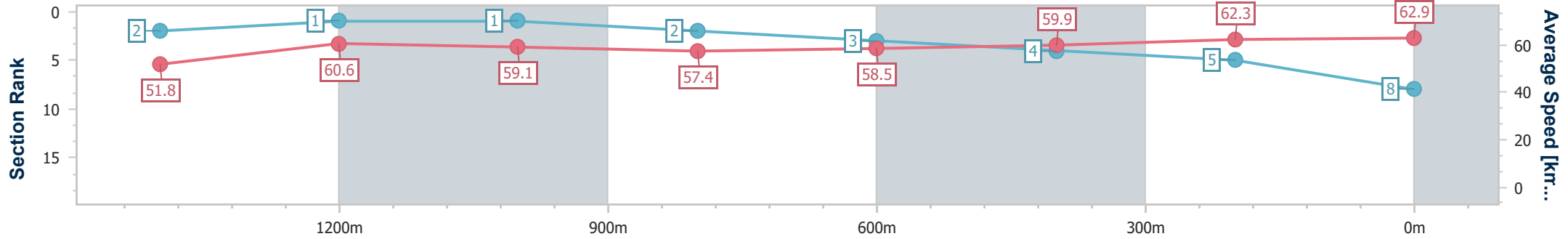
Race 9: TAB BENCHMARK 78 Handicap - 1666m

24 July 2024 - 17:05



Track Rating: Good 4, Weather: Fine, Rail Position: True

Section	Overall	1400m	1200m	1000m	800m	600m	400m	200m
Section Times	1:42.34 [8] (0:18.49)	1:23.85 [2] (0:11.85)	1:12.00 [1] (0:12.13)	0:59.87 [1] (0:12.53)	0:47.34 [2] (0:12.29)	0:35.05 [3] (0:12.01)	0:23.04 [4] (0:11.56)	0:11.48 [5]
Average Speed [km/h]	51.8	60.6	59.1	57.4	58.5	59.9	62.3	62.9
Top Speed [km/h]	62.2	62.2	59.9	59.1	59.7	62.9	63.3	63.3
Avg. Dist. to Rail [m]	4.8	0.5	0.7	0.3	0.6	0.3	0.3	0.2
Avg. Stride Freq. [Hz]	2.3	2.3	2.2	2.2	2.2	2.2	2.3	2.4
Avg. Stride Length [m]	6.4	7.4	7.4	7.3	7.5	7.5	7.5	7.4



- [] Ranking at each section and finish
- .-.- No data available at this section
- NA No data available



Horse/Jockey Name	Uncommon Valour
Final Rank	9
Fastest Section Time (Section)	0:11.33 (400m)
Top Speed [km/h] (Section)	64.7 (400m)
Race State	Finished



Ipswich QLD Professional

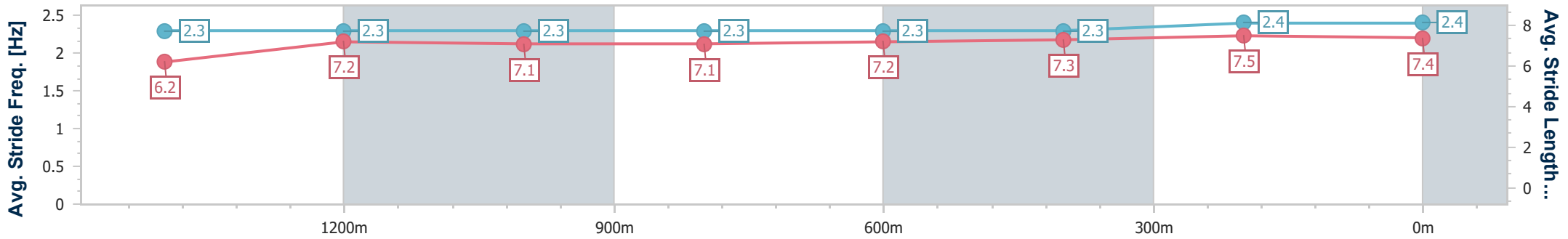
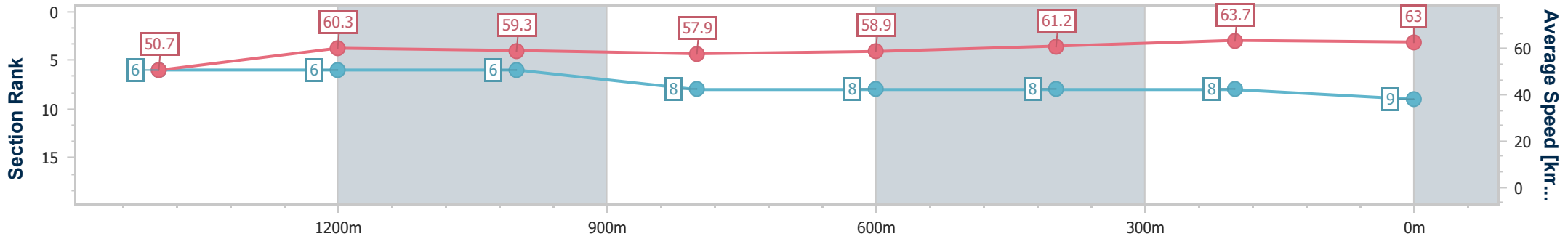
Race 9: TAB BENCHMARK 78 Handicap - 1666m

24 July 2024 - 17:05



Track Rating: Good 4, Weather: Fine, Rail Position: True

Section	Overall	1400m	1200m	1000m	800m	600m	400m	200m
Section Times	1:42.50 [9] (0:18.97)	1:23.53 [6] (0:11.99)	1:11.54 [6] (0:12.24)	0:59.30 [6] (0:12.47)	0:46.83 [8] (0:12.23)	0:34.60 [8] (0:11.83)	0:22.77 [8] (0:11.33)	0:11.44 [8] (0:11.44)
Average Speed [km/h]	50.7	60.3	59.3	57.9	58.9	61.2	63.7	63.0
Top Speed [km/h]	60.5	61.2	60.7	59.5	61.1	63.6	64.7	64.2
Avg. Dist. to Rail [m]	5.0	1.5	1.5	1.2	0.5	0.7	1.8	3.8
Avg. Stride Freq. [Hz]	2.3	2.3	2.3	2.3	2.3	2.3	2.4	2.4
Avg. Stride Length [m]	6.2	7.2	7.1	7.1	7.2	7.3	7.5	7.4



- [] Ranking at each section and finish
- .-.-.- No data available at this section
- NA No data available



Horse/Jockey Name	Bold Bourbon
Final Rank	10
Fastest Section Time (Section)	0:11.71 (400m)
Top Speed [km/h] (Section)	63.7 (400m)
Race State	Finished



Ipswich QLD Professional

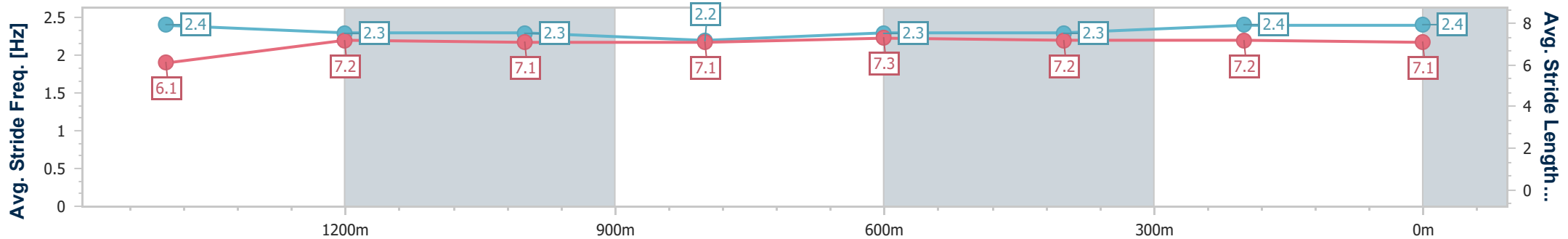
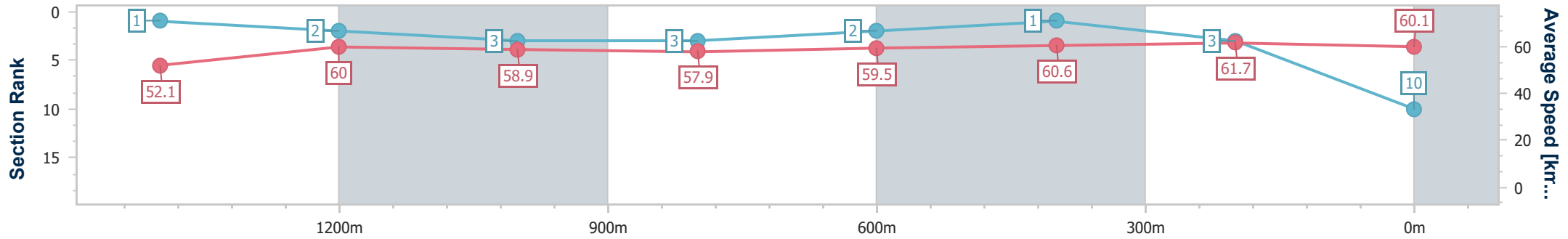
Race 9: TAB BENCHMARK 78 Handicap - 1666m

24 July 2024 - 17:05



Track Rating: Good 4, Weather: Fine, Rail Position: True

Section	Overall	1400m	1200m	1000m	800m	600m	400m	200m
Section Times	1:42.71 [10] (0:18.42)	1:24.29 [1] (0:12.05)	1:12.24 [2] (0:12.21)	1:00.03 [3] (0:12.41)	0:47.62 [3] (0:12.06)	0:35.56 [2] (0:11.86)	0:23.70 [1] (0:11.71)	0:11.99 [3] (0:11.99)
Average Speed [km/h]	52.1	60.0	58.9	57.9	59.5	60.6	61.7	60.1
Top Speed [km/h]	63.0	62.9	60.0	59.3	60.6	62.3	63.7	62.4
Avg. Dist. to Rail [m]	7.2	1.3	0.5	0.5	0.8	0.4	1.2	2.3
Avg. Stride Freq. [Hz]	2.4	2.3	2.3	2.2	2.3	2.3	2.4	2.4
Avg. Stride Length [m]	6.1	7.2	7.1	7.1	7.3	7.2	7.2	7.1



- [] Ranking at each section and finish
- .-.-.- No data available at this section
- NA No data available