



Rockhampton QLD Professional

Race 6: Dynamic Electrical and Refrigeration BENCHMARK 58 Handicap - 1400m

23 July 2024 - 16:12



Track Rating: Good 4, Weather: Fine, Rail Position: +4.5m Entire

Section	Field Times	Overall	1200m	1000m	800m	600m	400m	Last 600m				
		1:22.80 (0:12.97)	1:09.83 (0:10.93)	0:58.90 (0:11.52)	0:47.38 (0:12.25)	0:35.13 (0:11.60)	0:23.53 (0:11.29)	0:35.13				
Rank	TAB Horse/Jockey	Barrier	Top Speed [km/h]	Fastest Section					Distance Travelled [m]			
1	3 ALL THE SHOPS Ashley Butler	3	66.0 600m	0:11.15 1200m	1:22.80 [1] (0:13.33)	1:09.47 [5] (0:11.15)	0:58.32 [5] (0:11.42)	0:46.90 [5] (0:12.14)	0:34.76 [5] (0:11.23)	0:23.53 [1] (0:11.29)	0:34.76	
2	4 LEICA BITA FUN Shania Willis	10	65.5 600m	0:11.29 1000m	1:23.18 [2] (0:14.10)	1:09.08 [8] (0:11.38)	0:57.70 [8] (0:11.29)	0:46.41 [8] (0:11.65)	0:34.76 [8] (0:11.31)	0:23.45 [8] (0:11.34)	0:34.76	-3
3	2 ALEACO Warwick Satherley	7	66.1 1200m	0:11.17 1200m	1:23.20 [3] (0:13.63)	1:09.57 [7] (0:11.17)	0:58.40 [7] (0:11.31)	0:47.09 [7] (0:11.97)	0:35.12 [6] (0:11.51)	0:23.61 [7] (0:11.62)	0:35.12	-3
4	1 BARRY'S LANE Justin Stanley	6	66.6 Overall	0:11.16 1200m	1:23.20 [4] (0:13.05)	1:10.15 [3] (0:11.16)	0:58.99 [4] (0:11.47)	0:47.52 [3] (0:12.18)	0:35.34 [2] (0:11.55)	0:23.79 [5] (0:11.57)	0:35.34	+0
5	7 STREET GLORY Tahlia Fenlon	1	65.3 1200m	0:11.09 1200m	1:23.32 [5] (0:13.11)	1:10.21 [4] (0:11.09)	0:59.12 [3] (0:11.48)	0:47.64 [4] (0:12.23)	0:35.41 [4] (0:11.66)	0:23.75 [6] (0:11.55)	0:35.41	-1
6	10 ROCKY REBEL Jackson Murphy	2	66.8 Overall	0:10.95 1200m	1:23.40 [6] (0:12.97)	1:10.43 [1] (0:10.95)	0:59.48 [2] (0:11.50)	0:47.98 [1] (0:12.25)	0:35.73 [1] (0:11.65)	0:24.08 [2] (0:11.55)	0:35.73	-2
7	6 MIL CIENTO Justin Huxtable	5	66.0 1000m	0:11.27 600m	1:23.70 [7] (0:13.43)	1:10.27 [6] (0:11.29)	0:58.98 [6] (0:11.36)	0:47.62 [6] (0:12.05)	0:35.57 [7] (0:11.27)	0:24.30 [4] (0:11.49)	0:35.57	+1
8	5 LUVIN' OUR GRACE Ryan Wiggins	4	67.3 1200m	0:10.86 1200m	1:24.06 [8] (0:13.04)	1:11.02 [2] (0:10.86)	1:00.16 [1] (0:11.56)	0:48.60 [2] (0:12.43)	0:36.17 [3] (0:11.46)	0:24.71 [3] (0:11.71)	0:36.17	+5

Scratched: Native Beauty (#9), Ashiko Bay (#8)

[] Ranking at each section and finish
 -:-:- No data available at this section
 NA No data available

SCN Saddle cloth number
 DNF Did not finish
 DNT Did not track



Rockhampton QLD Professional

Race 6: Dynamic Electrical and Refrigeration BENCHMARK 58 Handicap - 1400m

23 July 2024 - 16:12



Track Rating: Good 4, Weather: Fine, Rail Position: +4.5m Entire

Section				200m				Last 600m	
Field Times				0:12.24 (0:12.24)				0:35.13	
Rank	TAB	Horse/Jockey	Barrier	Top Speed [km/h]	Fastest Section	Margin			Distance Travelled [m]
1	3	ALL THE SHOPS Ashley Butler	3	66.0 600m	0:11.15 1200m	0:12.24 [1] (0:12.24)	1:22.80		0:34.76
2	4	LEICA BITA FUN Shania Willis	10	65.5 600m	0:11.29 1000m	0:12.11 [6] (0:12.11)	2.23L		0:34.76 -3
3	2	ALEACO Warwick Satherley	7	66.1 1200m	0:11.17 1200m	0:11.99 [8] (0:11.99)	2.35L		0:35.12 -3
4	1	BARRY'S LANE Justin Stanley	6	66.6 Overall	0:11.16 1200m	0:12.22 [4] (0:12.22)	2.38L		0:35.34 +0
5	7	STREET GLORY Tahlia Fenlon	1	65.3 1200m	0:11.09 1200m	0:12.20 [7] (0:12.20)	3.08L		0:35.41 -1
6	10	ROCKY REBEL Jackson Murphy	2	66.8 Overall	0:10.95 1200m	0:12.53 [2] (0:12.53)	3.53L		0:35.73 -2
7	6	MIL CIENTO Justin Huxtable	5	66.0 1000m	0:11.27 600m	0:12.81 [3] (0:12.81)	5.33L		0:35.57 +1
8	5	LUVIN' OUR GRACE Ryan Wiggins	4	67.3 1200m	0:10.86 1200m	0:13.00 [5] (0:13.00)	7.4L		0:36.17 +5

Scratched: Native Beauty (#9), Ashiko Bay (#8)



Horse/Jockey Name	All The Shops
Final Rank	1
Fastest Section Time (Section)	0:11.15 (1200m)
Top Speed [km/h] (Section)	66.0 (600m)
Race State	Finished

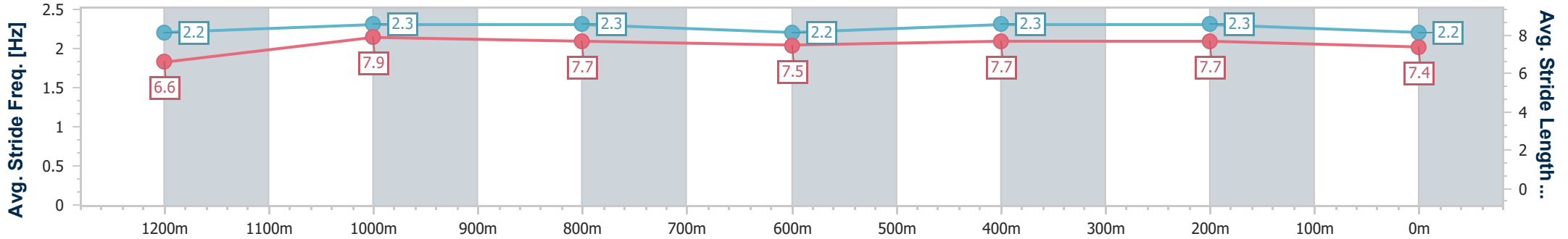
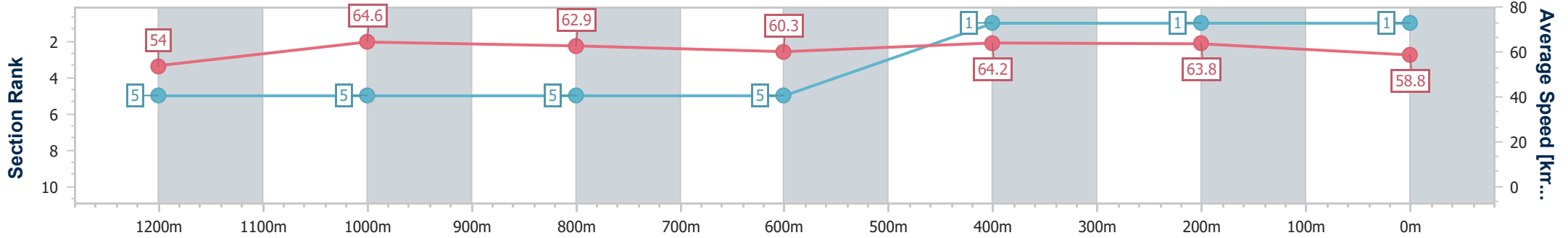


Rockhampton QLD Professional
 Race 6: Dynamic Electrical and Refrigeration BENCHMARK 58
 Handicap - 1400m
 23 July 2024 - 16:12



Track Rating: Good 4, Weather: Fine, Rail Position: +4.5m Entire

Section	Overall	1200m	1000m	800m	600m	400m	200m
Section Times	1:22.80 [1] (0:13.33)	1:09.47 [5] (0:11.15)	0:58.32 [5] (0:11.42)	0:46.90 [5] (0:12.14)	0:34.76 [5] (0:11.23)	0:23.53 [1] (0:11.29)	0:12.24 [1] (0:12.24)
Average Speed [km/h]	54.0	64.6	62.9	60.3	64.2	63.8	58.8
Top Speed [km/h]	65.9	65.4	65.4	61.8	66.0	65.9	61.8
Avg. Dist. to Rail [m]	1.7	0.5	0.4	2.1	4.9	3.2	2.9
Avg. Stride Freq. [Hz]	2.2	2.3	2.3	2.2	2.3	2.3	2.2
Avg. Stride Length [m]	6.6	7.9	7.7	7.5	7.7	7.7	7.4



- [] Ranking at each section and finish
- .-.- No data available at this section
- NA No data available



Horse/Jockey Name	Leica Bita Fun
Final Rank	2
Fastest Section Time (Section)	0:11.29 (1000m)
Top Speed [km/h] (Section)	65.5 (600m)
Race State	Finished

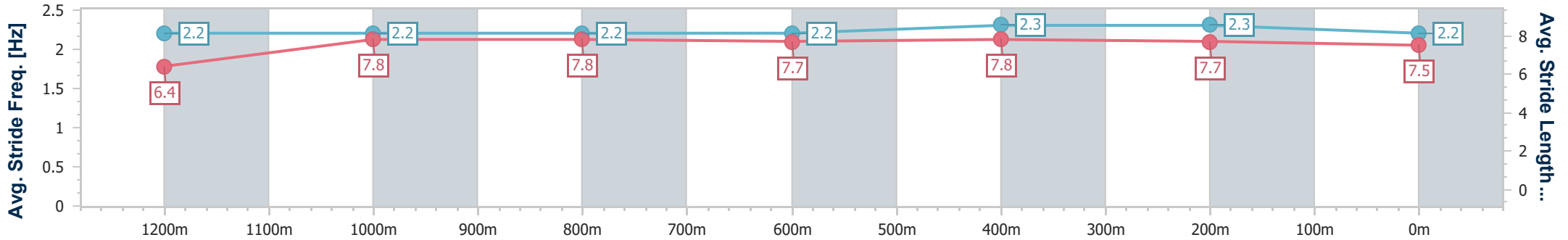
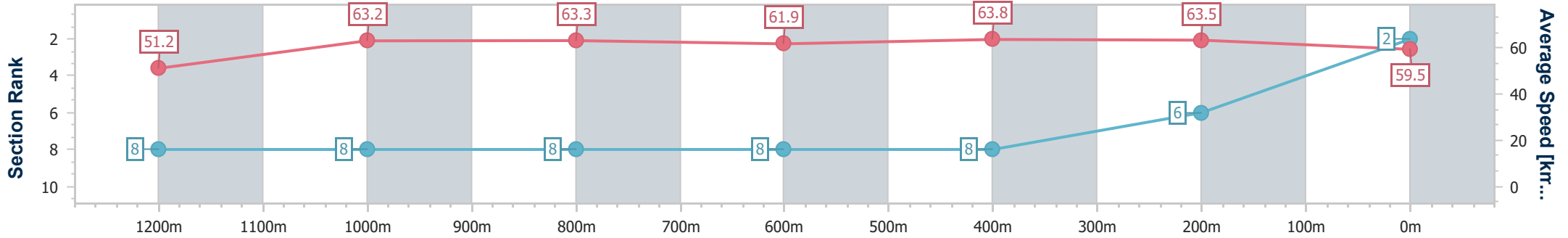


Rockhampton QLD Professional
 Race 6: Dynamic Electrical and Refrigeration BENCHMARK 58
 Handicap - 1400m
 23 July 2024 - 16:12



Track Rating: Good 4, Weather: Fine, Rail Position: +4.5m Entire

Section	Overall	1200m	1000m	800m	600m	400m	200m
Section Times	1:23.18 [2] (0:14.10)	1:09.08 [8] (0:11.38)	0:57.70 [8] (0:11.29)	0:46.41 [8] (0:11.65)	0:34.76 [8] (0:11.31)	0:23.45 [8] (0:11.34)	0:12.11 [6]
Average Speed [km/h]	51.2	63.2	63.3	61.9	63.8	63.5	59.5
Top Speed [km/h]	61.7	64.2	64.3	63.4	65.5	65.4	61.8
Avg. Dist. to Rail [m]	5.3	0.2	1.4	1.0	5.3	5.6	5.5
Avg. Stride Freq. [Hz]	2.2	2.2	2.2	2.2	2.3	2.3	2.2
Avg. Stride Length [m]	6.4	7.8	7.8	7.7	7.8	7.7	7.5



- [] Ranking at each section and finish
- .-.- No data available at this section
- NA No data available



Horse/Jockey Name	Aleaco
Final Rank	3
Fastest Section Time (Section)	0:11.17 (1200m)
Top Speed [km/h] (Section)	66.1 (1200m)
Race State	Finished

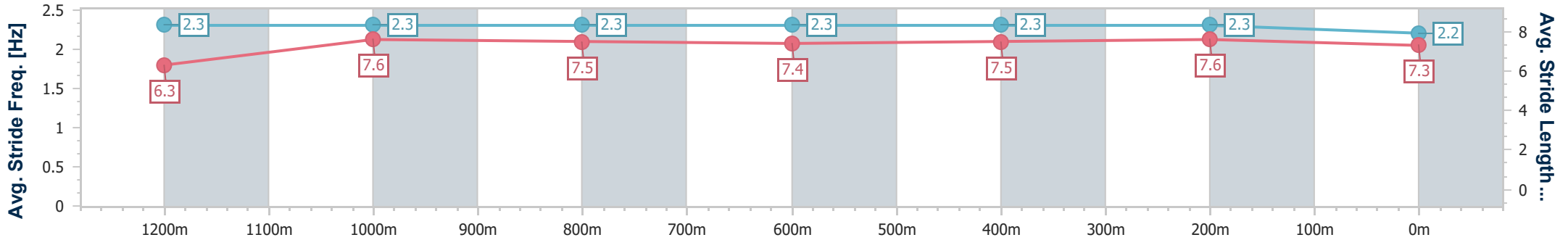
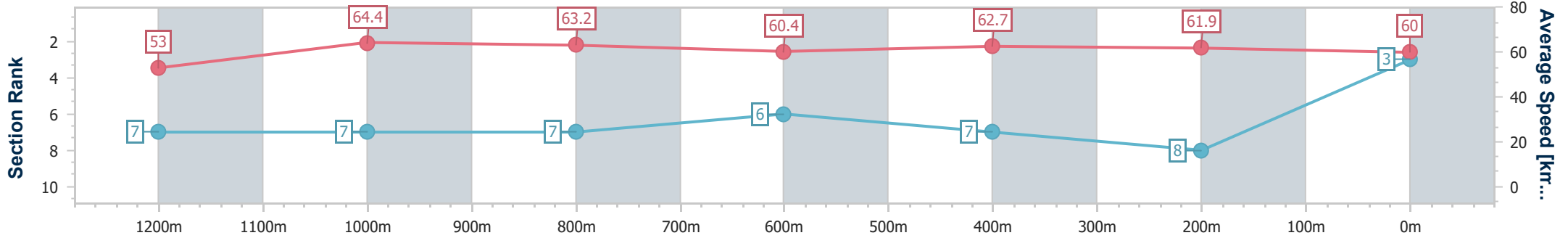


Rockhampton QLD Professional
 Race 6: Dynamic Electrical and Refrigeration BENCHMARK 58
 Handicap - 1400m
 23 July 2024 - 16:12



Track Rating: Good 4, Weather: Fine, Rail Position: +4.5m Entire

Section	Overall	1200m	1000m	800m	600m	400m	200m
Section Times	1:23.20 [3] (0:13.63)	1:09.57 [7] (0:11.17)	0:58.40 [7] (0:11.31)	0:47.09 [7] (0:11.97)	0:35.12 [6] (0:11.51)	0:23.61 [7] (0:11.62)	0:11.99 [8] (0:11.99)
Average Speed [km/h]	53.0	64.4	63.2	60.4	62.7	61.9	60.0
Top Speed [km/h]	65.9	66.1	65.7	61.2	64.2	64.2	62.6
Avg. Dist. to Rail [m]	4.6	0.5	1.2	1.0	2.4	3.0	4.6
Avg. Stride Freq. [Hz]	2.3	2.3	2.3	2.3	2.3	2.3	2.2
Avg. Stride Length [m]	6.3	7.6	7.5	7.4	7.5	7.6	7.3



- [] Ranking at each section and finish
- .-.- No data available at this section
- NA No data available



Horse/Jockey Name	Barry's Lane
Final Rank	4
Fastest Section Time (Section)	0:11.16 (1200m)
Top Speed [km/h] (Section)	66.6 (Overall)
Race State	Finished

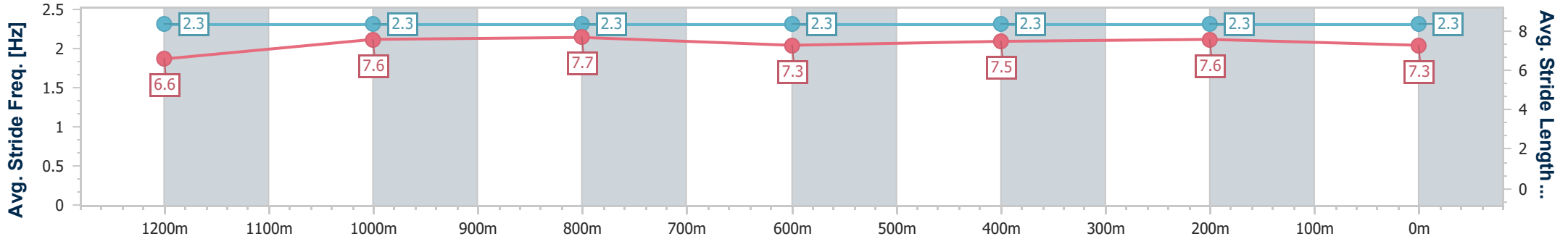
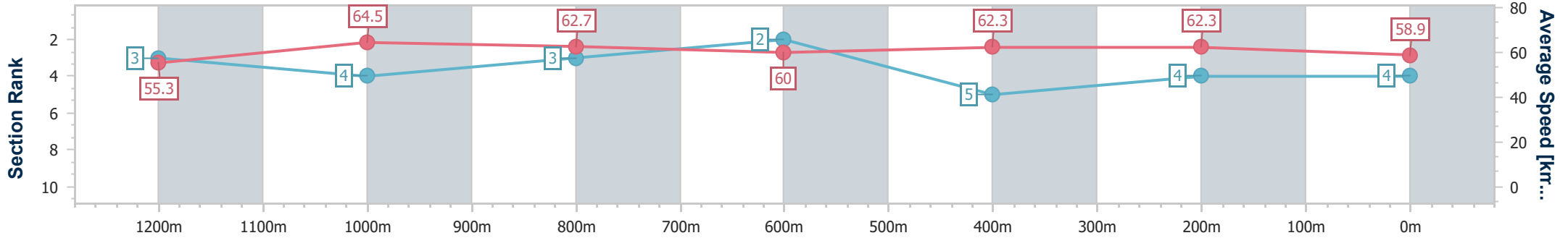


Rockhampton QLD Professional
 Race 6: Dynamic Electrical and Refrigeration BENCHMARK 58
 Handicap - 1400m
 23 July 2024 - 16:12



Track Rating: Good 4, Weather: Fine, Rail Position: +4.5m Entire

Section	Overall	1200m	1000m	800m	600m	400m	200m
Section Times	1:23.20 [4] (0:13.05)	1:10.15 [3] (0:11.16)	0:58.99 [4] (0:11.47)	0:47.52 [3] (0:12.18)	0:35.34 [2] (0:11.55)	0:23.79 [5] (0:11.57)	0:12.22 [4] (0:12.22)
Average Speed [km/h]	55.3	64.5	62.7	60.0	62.3	62.3	58.9
Top Speed [km/h]	66.6	65.6	64.7	60.9	63.3	63.2	60.3
Avg. Dist. to Rail [m]	3.7	0.3	0.2	1.7	3.4	3.9	4.0
Avg. Stride Freq. [Hz]	2.3	2.3	2.3	2.3	2.3	2.3	2.3
Avg. Stride Length [m]	6.6	7.6	7.7	7.3	7.5	7.6	7.3



- [] Ranking at each section and finish
- .-.- No data available at this section
- NA No data available



Horse/Jockey Name	Street Glory
Final Rank	5
Fastest Section Time (Section)	0:11.09 (1200m)
Top Speed [km/h] (Section)	65.3 (1200m)
Race State	Finished

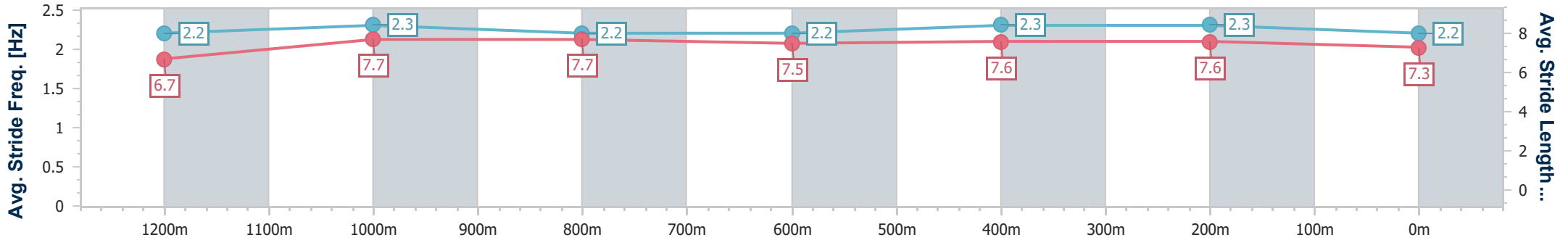
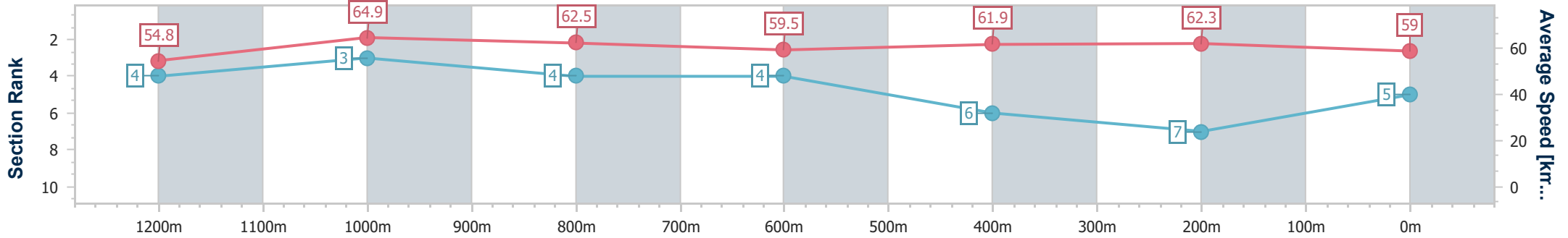


Rockhampton QLD Professional
 Race 6: Dynamic Electrical and Refrigeration BENCHMARK 58
 Handicap - 1400m
 23 July 2024 - 16:12



Track Rating: Good 4, Weather: Fine, Rail Position: +4.5m Entire

Section	Overall	1200m	1000m	800m	600m	400m	200m
Section Times	1:23.32 [5] (0:13.11)	1:10.21 [4] (0:11.09)	0:59.12 [3] (0:11.48)	0:47.64 [4] (0:12.23)	0:35.41 [4] (0:11.66)	0:23.75 [6] (0:11.55)	0:12.20 [7] (0:12.20)
Average Speed [km/h]	54.8	64.9	62.5	59.5	61.9	62.3	59.0
Top Speed [km/h]	64.8	65.3	64.7	60.5	63.6	63.5	61.0
Avg. Dist. to Rail [m]	0.9	0.8	0.6	1.7	2.9	2.3	2.5
Avg. Stride Freq. [Hz]	2.2	2.3	2.2	2.2	2.3	2.3	2.2
Avg. Stride Length [m]	6.7	7.7	7.7	7.5	7.6	7.6	7.3



- [] Ranking at each section and finish
- .-.- No data available at this section
- NA No data available



Horse/Jockey Name	Rocky Rebel
Final Rank	6
Fastest Section Time (Section)	0:10.95 (1200m)
Top Speed [km/h] (Section)	66.8 (Overall)
Race State	Finished

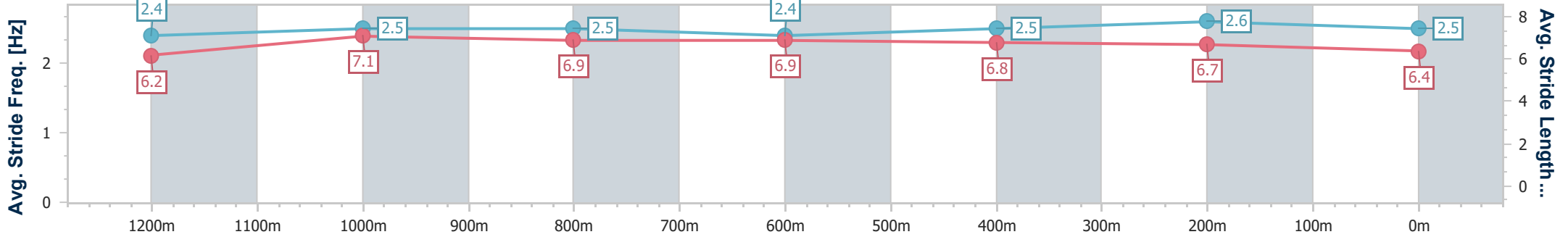
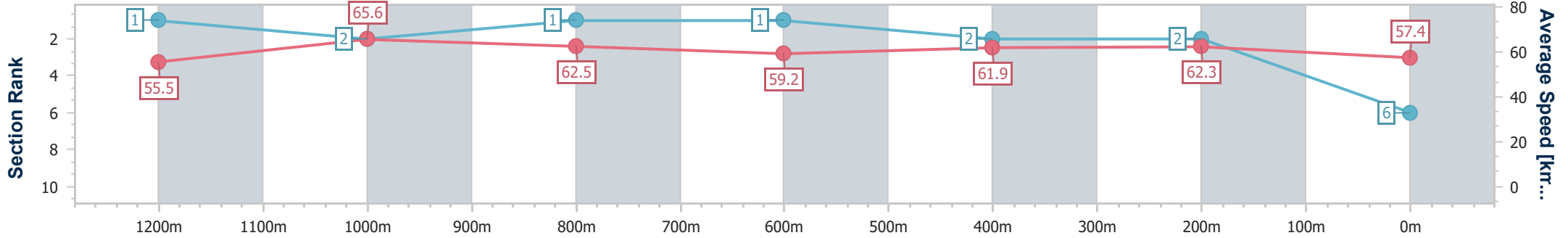


Rockhampton QLD Professional
 Race 6: Dynamic Electrical and Refrigeration BENCHMARK 58
 Handicap - 1400m
 23 July 2024 - 16:12



Track Rating: Good 4, Weather: Fine, Rail Position: +4.5m Entire

Section	Overall	1200m	1000m	800m	600m	400m	200m
Section Times	1:23.40 [6] (0:12.97)	1:10.43 [1] (0:10.95)	0:59.48 [2] (0:11.50)	0:47.98 [1] (0:12.25)	0:35.73 [1] (0:11.65)	0:24.08 [2] (0:11.55)	0:12.53 [2] (0:12.53)
Average Speed [km/h]	55.5	65.6	62.5	59.2	61.9	62.3	57.4
Top Speed [km/h]	66.8	66.5	65.8	61.0	63.7	64.3	60.4
Avg. Dist. to Rail [m]	1.0	1.6	0.9	1.1	1.6	1.2	1.7
Avg. Stride Freq. [Hz]	2.4	2.5	2.5	2.4	2.5	2.6	2.5
Avg. Stride Length [m]	6.2	7.1	6.9	6.9	6.8	6.7	6.4



- [] Ranking at each section and finish
- .-.- No data available at this section
- NA No data available



Horse/Jockey Name	Mil Ciento
Final Rank	7
Fastest Section Time (Section)	0:11.27 (600m)
Top Speed [km/h] (Section)	66.0 (1000m)
Race State	Finished

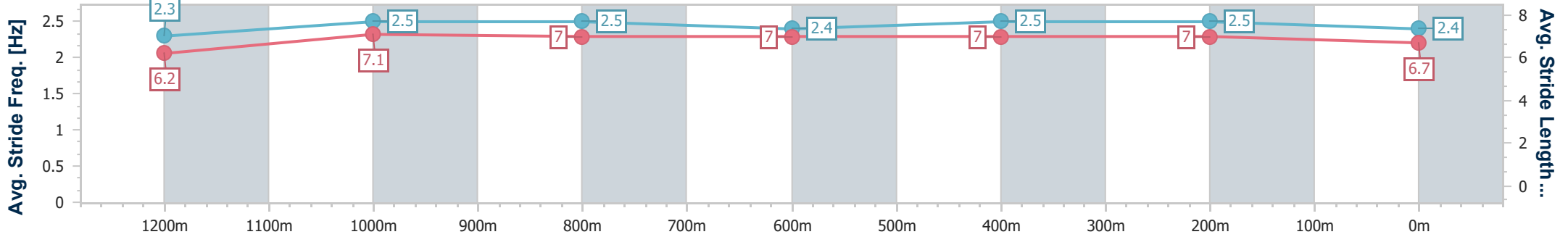
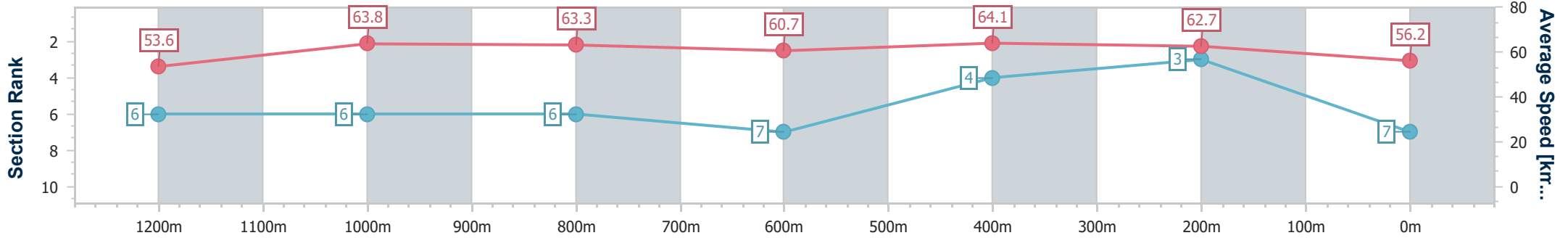


Rockhampton QLD Professional
 Race 6: Dynamic Electrical and Refrigeration BENCHMARK 58
 Handicap - 1400m
 23 July 2024 - 16:12



Track Rating: Good 4, Weather: Fine, Rail Position: +4.5m Entire

Section	Overall	1200m	1000m	800m	600m	400m	200m
Section Times	1:23.70 [7] (0:13.43)	1:10.27 [6] (0:11.29)	0:58.98 [6] (0:11.36)	0:47.62 [6] (0:12.05)	0:35.57 [7] (0:11.27)	0:24.30 [4] (0:11.49)	0:12.81 [3] (0:12.81)
Average Speed [km/h]	53.6	63.8	63.3	60.7	64.1	62.7	56.2
Top Speed [km/h]	65.9	65.9	66.0	64.1	65.2	64.3	59.8
Avg. Dist. to Rail [m]	4.2	1.5	0.8	2.3	6.0	3.9	4.2
Avg. Stride Freq. [Hz]	2.3	2.5	2.5	2.4	2.5	2.5	2.4
Avg. Stride Length [m]	6.2	7.1	7.0	7.0	7.0	7.0	6.7



- [] Ranking at each section and finish
- .-.- No data available at this section
- NA No data available



Horse/Jockey Name	Luvin' Our Grace
Final Rank	8
Fastest Section Time (Section)	0:10.86 (1200m)
Top Speed [km/h] (Section)	67.3 (1200m)
Race State	Finished

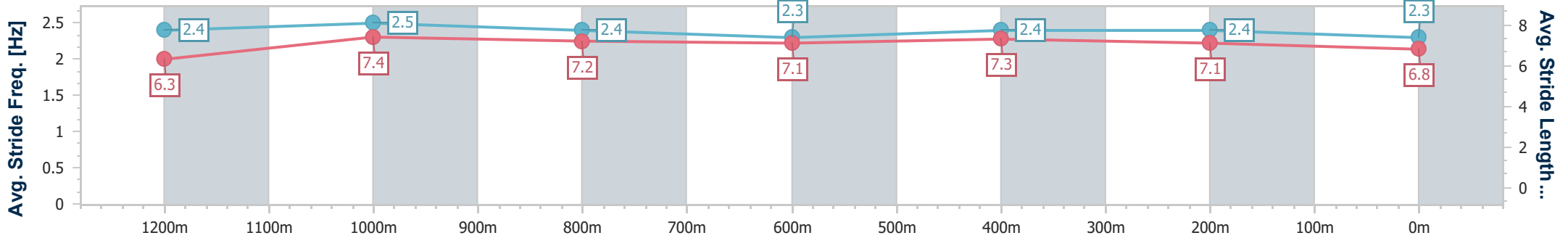
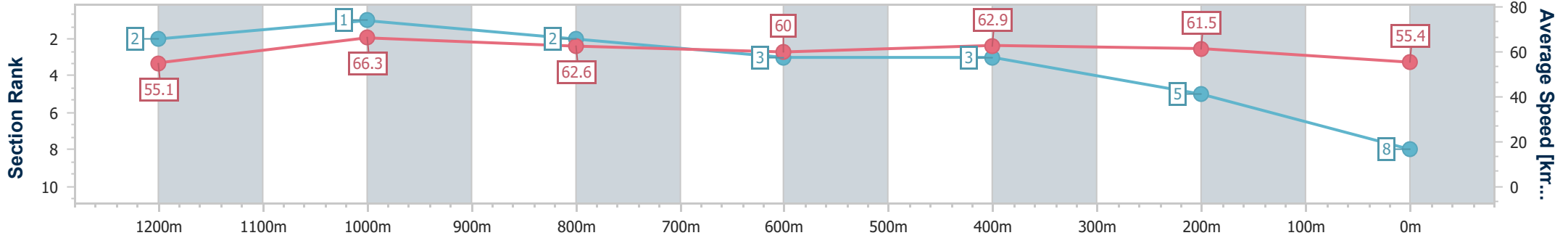


Rockhampton QLD Professional
 Race 6: Dynamic Electrical and Refrigeration BENCHMARK 58
 Handicap - 1400m
 23 July 2024 - 16:12



Track Rating: Good 4, Weather: Fine, Rail Position: +4.5m Entire

Section	Overall	1200m	1000m	800m	600m	400m	200m
Section Times	1:24.06 [8] (0:13.04)	1:11.02 [2] (0:10.86)	1:00.16 [1] (0:11.56)	0:48.60 [2] (0:12.43)	0:36.17 [3] (0:11.46)	0:24.71 [3] (0:11.71)	0:13.00 [5]
Average Speed [km/h]	55.1	66.3	62.6	60.0	62.9	61.5	55.4
Top Speed [km/h]	67.0	67.3	66.1	62.0	64.6	63.4	59.2
Avg. Dist. to Rail [m]	2.3	0.8	1.4	4.5	3.4	2.6	3.1
Avg. Stride Freq. [Hz]	2.4	2.5	2.4	2.3	2.4	2.4	2.3
Avg. Stride Length [m]	6.3	7.4	7.2	7.1	7.3	7.1	6.8



- [] Ranking at each section and finish
- .-.- No data available at this section
- NA No data available