

Track Rating: Good 4, Weather: Fine, Rail Position: +4.5m Entire

Section		Field Times											
		Overall	1000m	800m	600m	400m	200m	Last 600m					
		1:00.57 (0:03.94)	0:56.63 (0:11.17)	0:45.46 (0:11.08)	0:34.38 (0:11.06)	0:23.32 (0:11.24)	0:12.08 (0:12.08)	0:34.38					
Rank	TAB Horse/Jockey	Barrier	Top Speed [km/h]	Fastest Section							Margin	Distance Travelled [m]	
1	3 DISCOVERED GOLD Tahlia Fenlon	4	67.6 600m	0:03.94 Overall	1:00.57 [1] (0:03.94)	0:56.63 [1] (0:11.31)	0:45.32 [2] (0:11.32)	0:34.00 [2] (0:10.81)	0:23.19 [2] (0:11.01)	0:12.06 [3] (0:12.06)	1:00.57	0:33.88	
2	7 RUN FREDA RUN Justin Stanley	5	68.7 600m	0:04.33 Overall	1:00.58 [2] (0:04.33)	0:56.25 [6] (0:11.68)	0:44.57 [6] (0:11.20)	0:33.37 [6] (0:10.68)	0:22.69 [5] (0:10.93)	0:11.93 [4] (0:11.92)	2.5L	0:33.53	-4
3	9 ARACELI Ryan Wiggins	1	66.6 1000m	0:04.02 Overall	1:00.75 [3] (0:04.02)	0:56.73 [2] (0:11.09)	0:45.64 [1] (0:11.08)	0:34.56 [1] (0:11.06)	0:23.50 [1] (0:11.37)	0:12.25 [2] (0:12.25)	3.25L	0:34.68	-3
4	2 SUPER TALON Ashley Butler	10	67.2 600m	0:04.11 Overall	1:01.02 [4] (0:04.11)	0:56.91 [3] (0:11.53)	0:45.38 [5] (0:11.51)	0:33.87 [5] (0:10.82)	0:23.05 [6] (0:11.20)	0:11.97 [6] (0:11.97)	4.75L	0:33.99	+2
5	4 LATIN LOVE Shania Willis	2	67.4 600m	0:04.30 Overall	1:01.10 [5] (0:04.30)	0:56.80 [5] (0:11.24)	0:45.56 [4] (0:11.18)	0:34.38 [3] (0:10.91)	0:23.47 [3] (0:11.25)	0:12.61 [1] (0:12.51)	5.25L	0:34.67	-6
6	8 ZABOOG Nathan Thomas	3	67.3 600m	0:04.13 Overall	1:01.27 [6] (0:04.13)	0:57.14 [4] (0:11.35)	0:45.79 [3] (0:11.38)	0:34.41 [4] (0:10.90)	0:23.51 [4] (0:11.37)	0:12.26 [5] (0:12.26)	6.25L	0:34.53	+6
7	10 TIME TO GET READY Warwick Satherley	8	66.9 600m	0:04.40 Overall	1:01.39 [7] (0:04.40)	0:56.99 [7] (0:11.66)	0:45.33 [7] (0:11.26)	0:34.07 [7] (0:10.95)	0:23.12 [7] (0:11.20)	0:12.04 [7] (0:12.04)	7L	0:34.19	+0
8	1 RUSSIAN LAD Jackson Murphy	6	67.9 600m	0:04.48 Overall	1:01.63 [8] (0:04.48)	0:57.15 [8] (0:11.74)	0:45.41 [8] (0:11.33)	0:34.08 [8] (0:10.78)	0:23.30 [8] (0:11.16)	0:12.17 [8] (0:12.17)	8.5L	0:34.11	+4

Scratched: Like Smoke (#6), Just Like Rosie (#11), Monday Choice (#5)



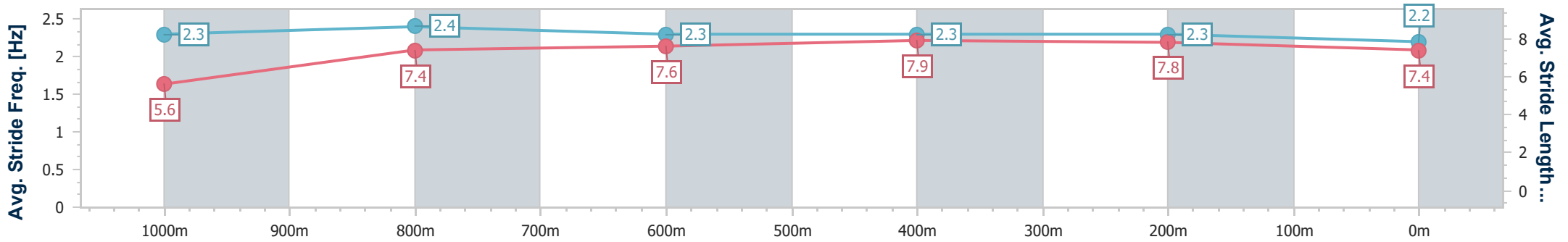
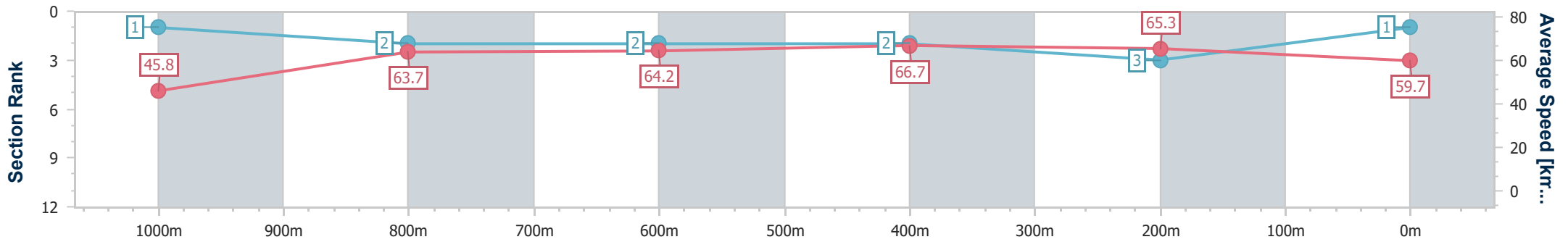
Horse/Jockey Name	Discovered Gold
Final Rank	1
Fastest Section Time (Section)	0:03.94 (Overall)
Top Speed [km/h] (Section)	67.6 (600m)
Race State	Finished



Rockhampton QLD Professional
 Race 4: TAB Maiden Handicap - 1050m
 23 July 2024 - 14:57
 Track Rating: Good 4, Weather: Fine, Rail Position: +4.5m Entire



Section	Overall	1000m	800m	600m	400m	200m
Section Times	1:00.57 [1] (0:03.94)	0:56.63 [1] (0:11.31)	0:45.32 [2] (0:11.32)	0:34.00 [2] (0:10.81)	0:23.19 [2] (0:11.01)	0:12.06 [3] (0:12.06)
Average Speed [km/h]	45.8	63.7	64.2	66.7	65.3	59.7
Top Speed [km/h]	56.8	66.1	65.5	67.6	66.9	62.7
Avg. Dist. to Rail [m]	4.5	1.1	1.3	2.1	2.5	3.9
Avg. Stride Freq. [Hz]	2.3	2.4	2.3	2.3	2.3	2.2
Avg. Stride Length [m]	5.6	7.4	7.6	7.9	7.8	7.4



- [] Ranking at each section and finish
- .-.- No data available at this section
- NA No data available



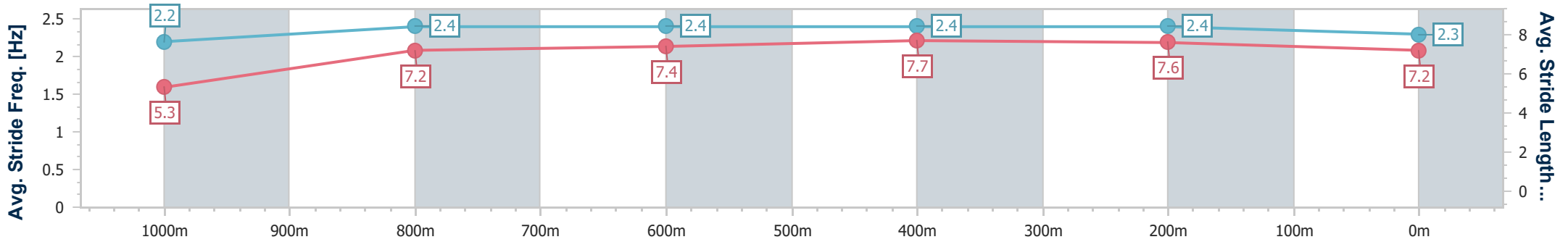
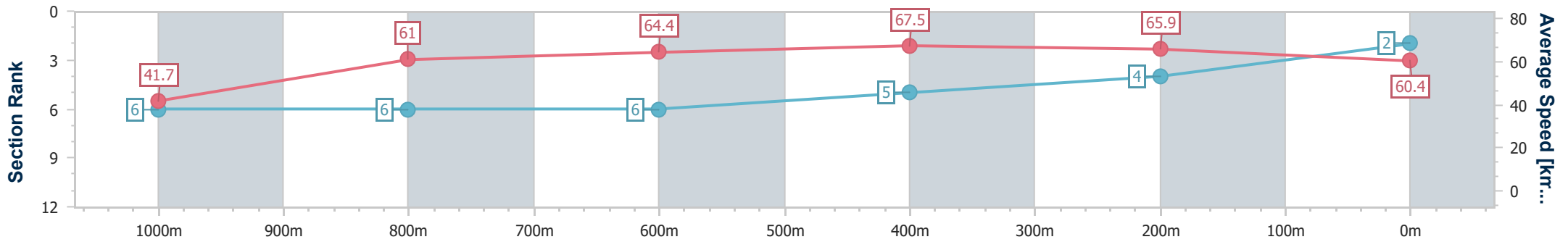
Horse/Jockey Name	Run Freda Run
Final Rank	2
Fastest Section Time (Section)	0:04.33 (Overall)
Top Speed [km/h] (Section)	68.7 (600m)
Race State	Finished



Rockhampton QLD Professional
 Race 4: TAB Maiden Handicap - 1050m
 23 July 2024 - 14:57
 Track Rating: Good 4, Weather: Fine, Rail Position: +4.5m Entire



Section	Overall	1000m	800m	600m	400m	200m
Section Times	1:00.58 [2] (0:04.33)	0:56.25 [6] (0:11.68)	0:44.57 [6] (0:11.20)	0:33.37 [6] (0:10.68)	0:22.69 [5] (0:10.93)	0:11.93 [4]
Average Speed [km/h]	41.7	61.0	64.4	67.5	65.9	60.4
Top Speed [km/h]	54.6	64.8	66.7	68.7	68.1	63.8
Avg. Dist. to Rail [m]	4.3	1.9	1.1	2.1	2.5	5.3
Avg. Stride Freq. [Hz]	2.2	2.4	2.4	2.4	2.4	2.3
Avg. Stride Length [m]	5.3	7.2	7.4	7.7	7.6	7.2



- [] Ranking at each section and finish
- .-.- No data available at this section
- NA No data available



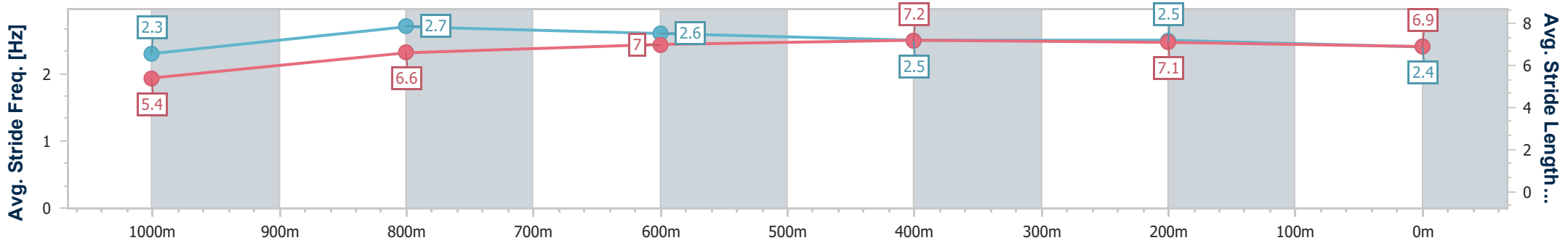
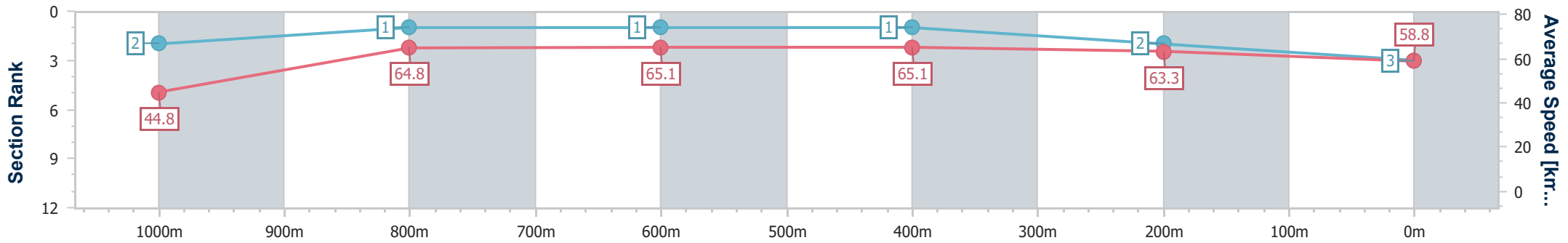
Horse/Jockey Name	Araceli
Final Rank	3
Fastest Section Time (Section)	0:04.02 (Overall)
Top Speed [km/h] (Section)	66.6 (1000m)
Race State	Finished



Rockhampton QLD Professional
 Race 4: TAB Maiden Handicap - 1050m
 23 July 2024 - 14:57
 Track Rating: Good 4, Weather: Fine, Rail Position: +4.5m Entire



Section	Overall	1000m	800m	600m	400m	200m
Section Times	1:00.75 [3] (0:04.02)	0:56.73 [2] (0:11.09)	0:45.64 [1] (0:11.08)	0:34.56 [1] (0:11.06)	0:23.50 [1] (0:11.37)	0:12.25 [2] (0:12.25)
Average Speed [km/h]	44.8	64.8	65.1	65.1	63.3	58.8
Top Speed [km/h]	57.0	66.6	66.4	65.9	65.4	61.6
Avg. Dist. to Rail [m]	2.5	0.6	0.4	0.3	0.4	2.5
Avg. Stride Freq. [Hz]	2.3	2.7	2.6	2.5	2.5	2.4
Avg. Stride Length [m]	5.4	6.6	7.0	7.2	7.1	6.9



- [] Ranking at each section and finish
- .-.- No data available at this section
- NA No data available



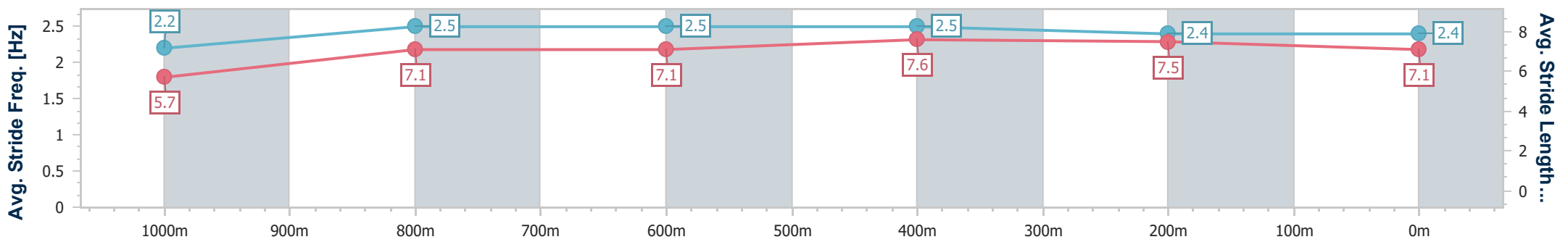
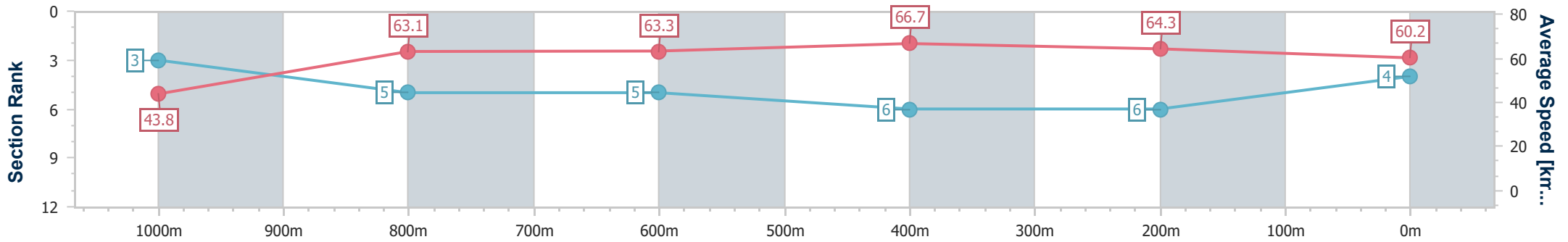
Horse/Jockey Name	Super Talon
Final Rank	4
Fastest Section Time (Section)	0:04.11 (Overall)
Top Speed [km/h] (Section)	67.2 (600m)
Race State	Finished



Rockhampton QLD Professional
 Race 4: TAB Maiden Handicap - 1050m
 23 July 2024 - 14:57
 Track Rating: Good 4, Weather: Fine, Rail Position: +4.5m Entire



Section	Overall	1000m	800m	600m	400m	200m
Section Times	1:01.02 [4] (0:04.11)	0:56.91 [3] (0:11.53)	0:45.38 [5] (0:11.51)	0:33.87 [5] (0:10.82)	0:23.05 [6] (0:11.20)	0:11.97 [6] (0:11.97)
Average Speed [km/h]	43.8	63.1	63.3	66.7	64.3	60.2
Top Speed [km/h]	56.3	64.6	64.9	67.2	65.8	62.7
Avg. Dist. to Rail [m]	8.4	2.6	1.6	3.8	3.4	3.7
Avg. Stride Freq. [Hz]	2.2	2.5	2.5	2.5	2.4	2.4
Avg. Stride Length [m]	5.7	7.1	7.1	7.6	7.5	7.1



- [] Ranking at each section and finish
- .-.- No data available at this section
- NA No data available



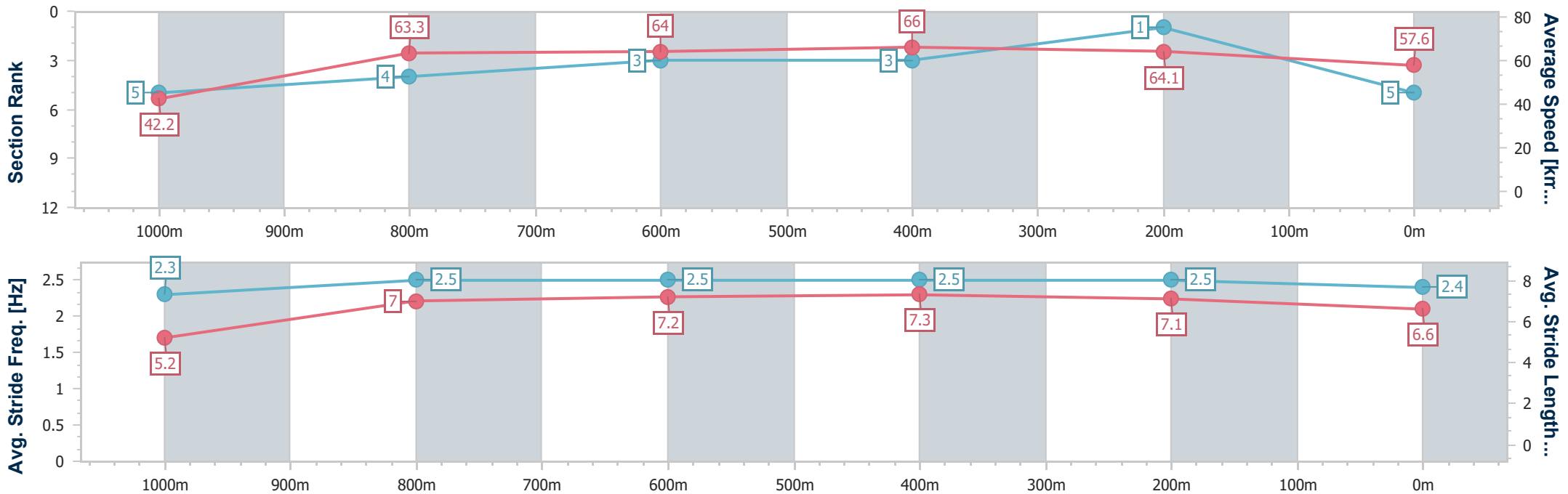
Horse/Jockey Name	Latin Love
Final Rank	5
Fastest Section Time (Section)	0:04.30 (Overall)
Top Speed [km/h] (Section)	67.4 (600m)
Race State	Finished



Rockhampton QLD Professional
 Race 4: TAB Maiden Handicap - 1050m
 23 July 2024 - 14:57
 Track Rating: Good 4, Weather: Fine, Rail Position: +4.5m Entire



Section	Overall	1000m	800m	600m	400m	200m
Section Times	1:01.10 [5] (0:04.30)	0:56.80 [5] (0:11.24)	0:45.56 [4] (0:11.18)	0:34.38 [3] (0:10.91)	0:23.47 [3] (0:11.25)	0:12.61 [1] (0:12.51)
Average Speed [km/h]	42.2	63.3	64.0	66.0	64.1	57.6
Top Speed [km/h]	54.7	65.3	65.3	67.4	66.7	62.1
Avg. Dist. to Rail [m]	2.5	1.6	0.7	3.2	4.3	7.0
Avg. Stride Freq. [Hz]	2.3	2.5	2.5	2.5	2.5	2.4
Avg. Stride Length [m]	5.2	7.0	7.2	7.3	7.1	6.6



- [] Ranking at each section and finish
- .-.- No data available at this section
- NA No data available



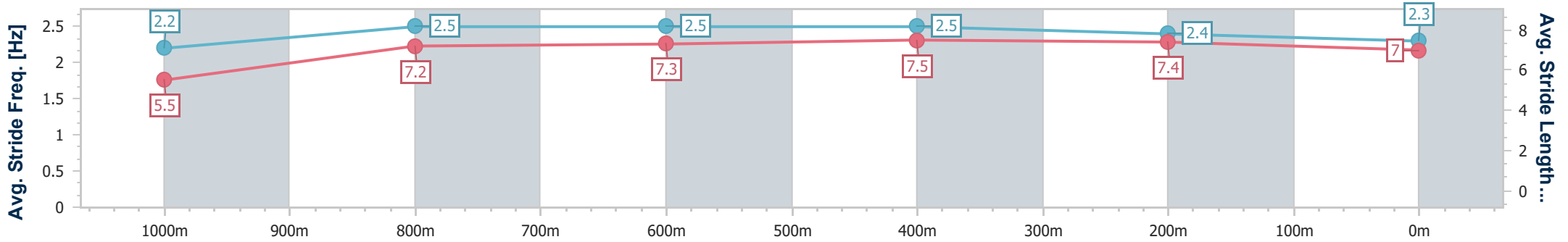
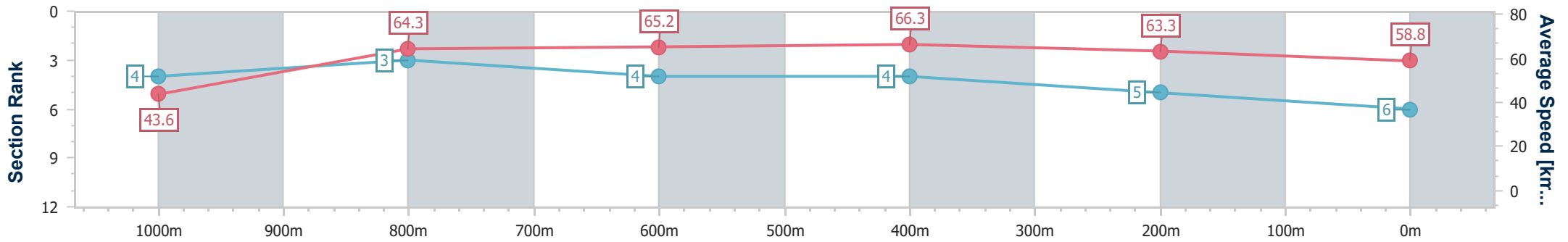
Horse/Jockey Name	Zaboog
Final Rank	6
Fastest Section Time (Section)	0:04.13 (Overall)
Top Speed [km/h] (Section)	67.3 (600m)
Race State	Finished



Rockhampton QLD Professional
 Race 4: TAB Maiden Handicap - 1050m
 23 July 2024 - 14:57
 Track Rating: Good 4, Weather: Fine, Rail Position: +4.5m Entire



Section	Overall	1000m	800m	600m	400m	200m
Section Times	1:01.27 [6] (0:04.13)	0:57.14 [4] (0:11.35)	0:45.79 [3] (0:11.38)	0:34.41 [4] (0:10.90)	0:23.51 [4] (0:11.37)	0:12.26 [5] (0:12.26)
Average Speed [km/h]	43.6	64.3	65.2	66.3	63.3	58.8
Top Speed [km/h]	57.2	66.3	65.6	67.3	65.8	61.6
Avg. Dist. to Rail [m]	3.7	2.2	3.8	5.9	6.3	6.9
Avg. Stride Freq. [Hz]	2.2	2.5	2.5	2.5	2.4	2.3
Avg. Stride Length [m]	5.5	7.2	7.3	7.5	7.4	7.0



- [] Ranking at each section and finish
- .-.- No data available at this section
- NA No data available



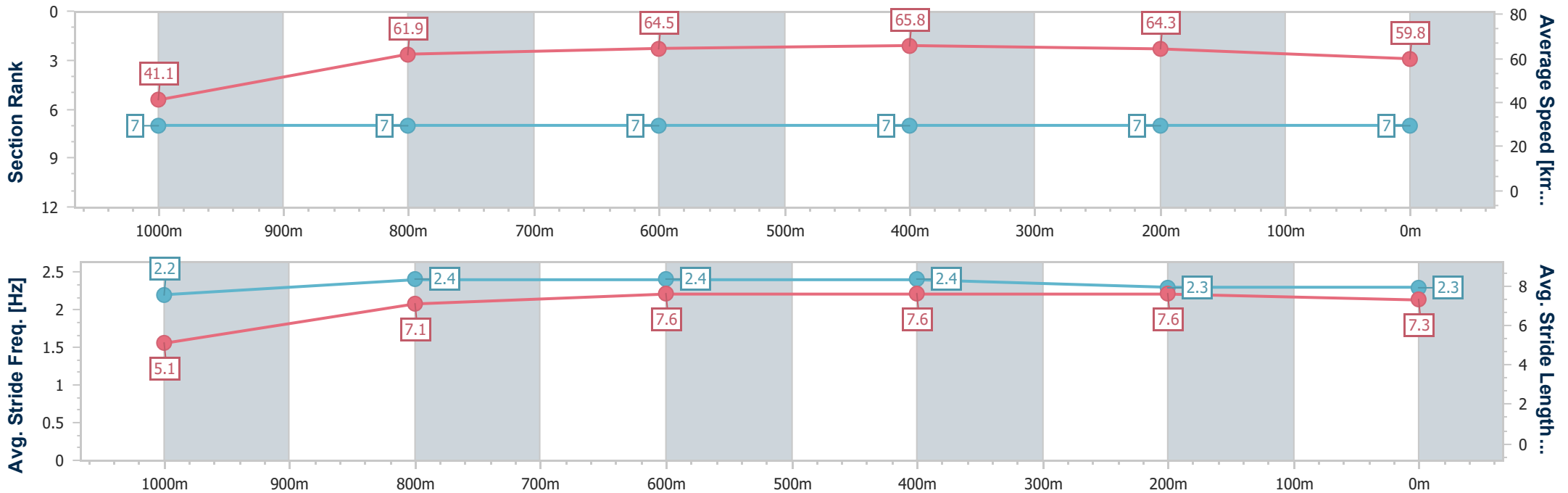
Horse/Jockey Name	Time To Get Ready
Final Rank	7
Fastest Section Time (Section)	0:04.40 (Overall)
Top Speed [km/h] (Section)	66.9 (600m)
Race State	Finished



Rockhampton QLD Professional
 Race 4: TAB Maiden Handicap - 1050m
 23 July 2024 - 14:57
 Track Rating: Good 4, Weather: Fine, Rail Position: +4.5m Entire



Section	Overall	1000m	800m	600m	400m	200m
Section Times	1:01.39 [7] (0:04.40)	0:56.99 [7] (0:11.66)	0:45.33 [7] (0:11.26)	0:34.07 [7] (0:10.95)	0:23.12 [7] (0:11.20)	0:12.04 [7] (0:12.04)
Average Speed [km/h]	41.1	61.9	64.5	65.8	64.3	59.8
Top Speed [km/h]	53.3	66.1	65.7	66.9	66.5	61.9
Avg. Dist. to Rail [m]	7.7	1.8	1.1	2.4	3.9	2.8
Avg. Stride Freq. [Hz]	2.2	2.4	2.4	2.4	2.3	2.3
Avg. Stride Length [m]	5.1	7.1	7.6	7.6	7.6	7.3



- [] Ranking at each section and finish
- .-.- No data available at this section
- NA No data available



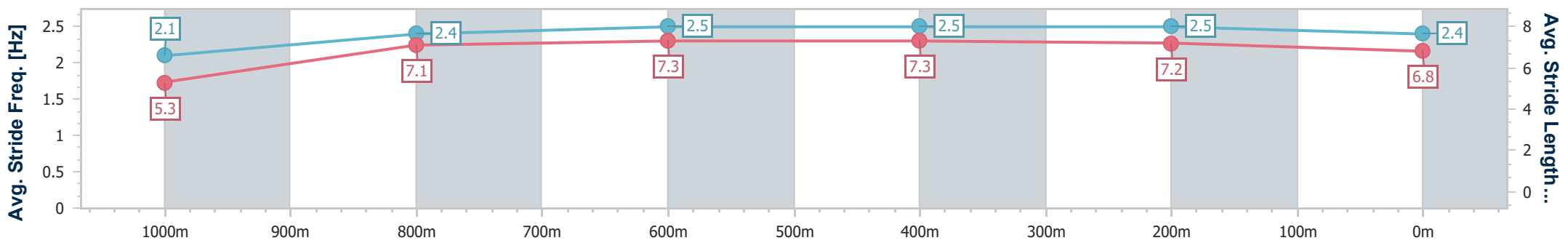
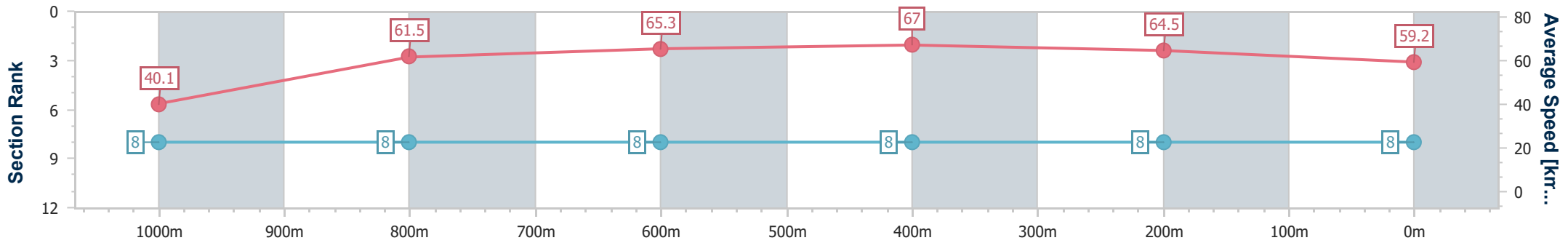
Horse/Jockey Name	Russian Lad
Final Rank	8
Fastest Section Time (Section)	0:04.48 (Overall)
Top Speed [km/h] (Section)	67.9 (600m)
Race State	Finished



Rockhampton QLD Professional
 Race 4: TAB Maiden Handicap - 1050m
 23 July 2024 - 14:57
 Track Rating: Good 4, Weather: Fine, Rail Position: +4.5m Entire



Section	Overall	1000m	800m	600m	400m	200m
Section Times	1:01.63 [8] (0:04.48)	0:57.15 [8] (0:11.74)	0:45.41 [8] (0:11.33)	0:34.08 [8] (0:10.78)	0:23.30 [8] (0:11.16)	0:12.17 [8] (0:12.17)
Average Speed [km/h]	40.1	61.5	65.3	67.0	64.5	59.2
Top Speed [km/h]	54.8	65.6	66.9	67.9	67.4	62.4
Avg. Dist. to Rail [m]	6.0	1.2	3.5	5.6	5.7	5.5
Avg. Stride Freq. [Hz]	2.1	2.4	2.5	2.5	2.5	2.4
Avg. Stride Length [m]	5.3	7.1	7.3	7.3	7.2	6.8



- [] Ranking at each section and finish
- .-.- No data available at this section
- NA No data available