



Townsville QLD Professional

Race 6: LADBROKES WINTER CUP OPEN Handicap - 2000m

20 July 2024 - 16:14



Track Rating: Soft 5, Weather: Fine, Rail Position: +3.5m Entire

Section		Overall	1800m	1600m	1400m	1200m	1000m	800m	Last 600m				
Field Times		2:02.03 (0:14.60)	1:47.43 (0:11.65)	1:35.78 (0:12.09)	1:23.69 (0:12.03)	1:11.66 (0:12.06)	0:59.60 (0:11.66)	0:47.94 (0:11.37)	0:36.57				
Rank	TAB Horse/Jockey	Barrier	Top Speed [km/h]	Fastest Section									Distance Travelled [m]
1	5 FORTIFIED Lacey Morrison	7	64.5 1800m	0:11.51 800m	2:02.03 [1] (0:15.05)	1:46.98 [5] (0:11.69)	1:35.29 [4] (0:12.11)	1:23.18 [4] (0:12.00)	1:11.18 [4] (0:11.97)	0:59.21 [4] (0:11.82)	0:47.39 [5] (0:11.51)	0:35.88	
2	4 MOOLOOLABA Jackson Murphy	3	66.9 Overall	0:11.37 800m	2:02.35 [2] (0:14.60)	1:47.75 [1] (0:11.65)	1:36.10 [1] (0:12.09)	1:24.01 [1] (0:12.03)	1:11.98 [1] (0:12.06)	0:59.92 [1] (0:11.66)	0:48.26 [1] (0:11.37)	0:36.89	-4
3	6 PHOENIX FLYER Chris Whiteley	5	65.2 800m	0:11.53 800m	2:02.54 [3] (0:15.02)	1:47.52 [4] (0:11.83)	1:35.69 [5] (0:12.09)	1:23.60 [5] (0:11.96)	1:11.64 [5] (0:11.99)	0:59.65 [5] (0:11.69)	0:47.96 [4] (0:11.53)	0:36.43	+7
4	3 OLYMPIC KORCHNOI Tyler Leslight	6	65.4 Overall	0:11.47 800m	2:03.79 [4] (0:14.90)	1:48.89 [3] (0:11.69)	1:37.20 [3] (0:11.99)	1:25.21 [2] (0:11.94)	1:13.27 [2] (0:12.05)	1:01.22 [2] (0:11.74)	0:49.48 [2] (0:11.47)	0:38.01	-3
5	1 THIRD REALM Ashley Butler	2	64.8 Overall	0:11.53 800m	2:04.59 [5] (0:14.81)	1:49.78 [2] (0:11.76)	1:38.02 [2] (0:12.06)	1:25.96 [3] (0:11.95)	1:14.01 [3] (0:12.04)	1:01.97 [3] (0:11.73)	0:50.24 [3] (0:11.53)	0:38.71	-3

Scratched: Sayl (#2), Ma Ma's Rose (#7)

[] Ranking at each section and finish
 -:-:-:- No data available at this section
 NA No data available

SCN Saddle cloth number
 DNF Did not finish
 DNT Did not track



Townsville QLD Professional

Race 6: LADBROKES WINTER CUP OPEN Handicap - 2000m

20 July 2024 - 16:14



Track Rating: Soft 5, Weather: Fine, Rail Position: +3.5m Entire

Section					600m	400m	200m				Last 600m
Field Times					0:36.57 (0:11.84)	0:24.73 (0:12.27)	0:12.46 (0:12.46)				0:36.57
Rank	TAB	Horse/Jockey	Barrier	Top Speed [km/h]	Fastest Section	Margin			Distance Travelled [m]		
1	5	FORTIFIED Lacey Morrison	7	64.5 1800m	0:11.51 800m	0:35.88 [5] (0:11.79)	0:24.09 [5] (0:11.82)	0:12.27 [2] (0:12.27)	2:02.03		0:35.88
2	4	MOOLOOLABA Jackson Murphy	3	66.9 Overall	0:11.37 800m	0:36.89 [1] (0:11.84)	0:25.05 [1] (0:12.27)	0:12.78 [1] (0:12.78)	1.92L		0:36.89 -4
3	6	PHOENIX FLYER Chris Whiteley	5	65.2 800m	0:11.53 800m	0:36.43 [4] (0:11.72)	0:24.71 [4] (0:12.08)	0:12.63 [3] (0:12.63)	3.05L		0:36.43 +7
4	3	OLYMPIC KORCHNOI Tyler Leslight	6	65.4 Overall	0:11.47 800m	0:38.01 [2] (0:11.94)	0:26.07 [2] (0:12.40)	0:13.67 [4] (0:13.67)	10.36L		0:38.01 -3
5	1	THIRD REALM Ashley Butler	2	64.8 Overall	0:11.53 800m	0:38.71 [3] (0:11.93)	0:26.78 [3] (0:12.58)	0:14.20 [5] (0:14.20)	15.1L		0:38.71 -3

Scratched: Sayl (#2), Ma Ma's Rose (#7)

[] Ranking at each section and finish
 -:-:- No data available at this section
 NA No data available

SCN Saddle cloth number
 DNF Did not finish
 DNT Did not track



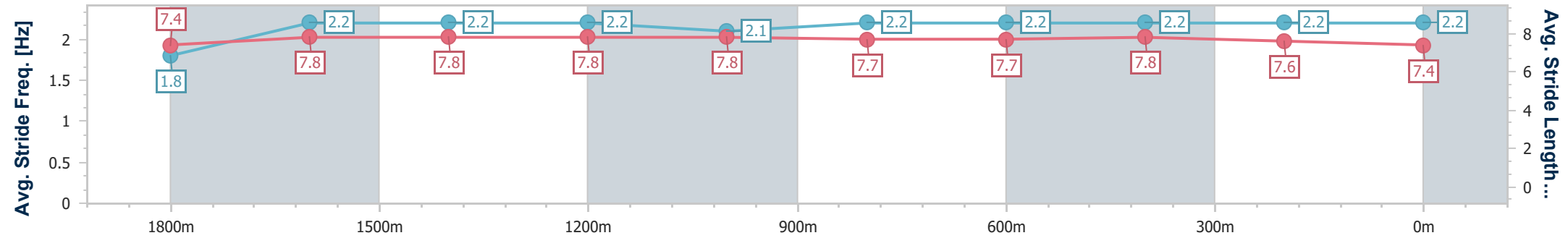
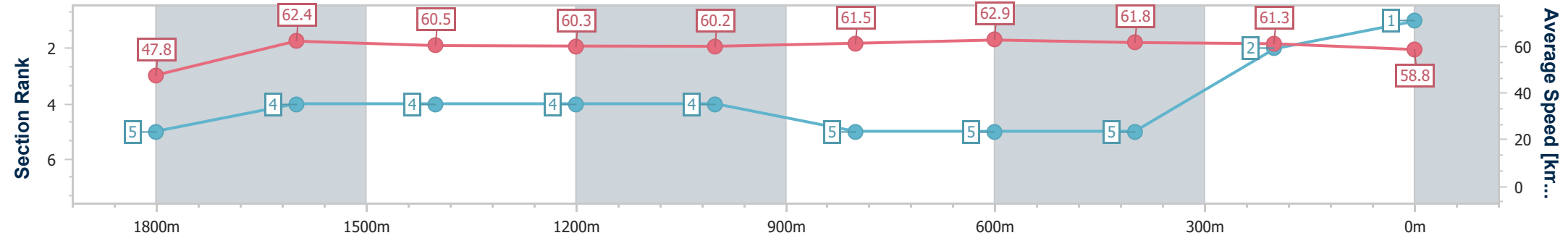
Horse/Jockey Name	Fortified
Final Rank	1
Fastest Section Time (Section)	0:11.51 (800m)
Top Speed [km/h] (Section)	64.5 (1800m)
Race State	Finished



Townsville QLD Professional
 Race 6: LADBROKES WINTER CUP OPEN Handicap - 2000m
 20 July 2024 - 16:14
 Track Rating: Soft 5, Weather: Fine, Rail Position: +3.5m Entire



Section	Overall	1800m	1600m	1400m	1200m	1000m	800m	600m	400m	200m
Section Times	2:02.03 [1] (0:15.05)	1:46.98 [5] (0:11.69)	1:35.29 [4] (0:12.11)	1:23.18 [4] (0:12.00)	1:11.18 [4] (0:11.97)	0:59.21 [4] (0:11.82)	0:47.39 [5] (0:11.51)	0:35.88 [5] (0:11.79)	0:24.09 [5] (0:11.82)	0:12.27 [2] (0:12.27)
Average Speed [km/h]	47.8	62.4	60.5	60.3	60.2	61.5	62.9	61.8	61.3	58.8
Top Speed [km/h]	64.3	64.5	61.3	61.3	61.6	63.5	63.6	62.6	62.1	60.9
Avg. Dist. to Rail [m]	12.6	2.5	2.7	1.7	1.8	1.9	1.4	2.3	4.9	6.8
Avg. Stride Freq. [Hz]	1.8	2.2	2.2	2.2	2.1	2.2	2.2	2.2	2.2	2.2
Avg. Stride Length [m]	7.4	7.8	7.8	7.8	7.8	7.7	7.7	7.8	7.6	7.4



- [] Ranking at each section and finish
- .-.- No data available at this section
- NA No data available



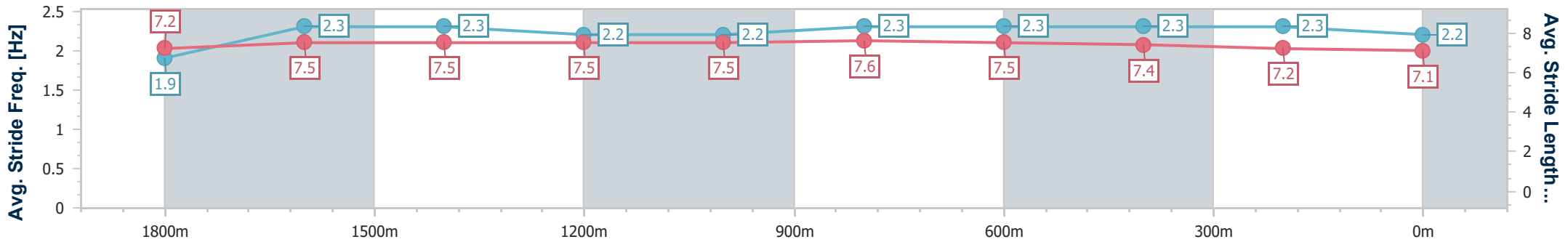
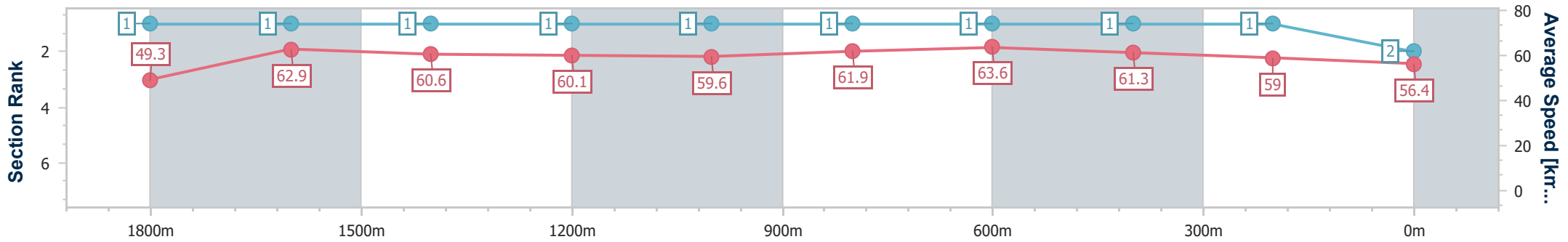
Horse/Jockey Name	Mooloolaba
Final Rank	2
Fastest Section Time (Section)	0:11.37 (800m)
Top Speed [km/h] (Section)	66.9 (Overall)
Race State	Finished



Townsville QLD Professional
 Race 6: LADBROKES WINTER CUP OPEN Handicap - 2000m
 20 July 2024 - 16:14
 Track Rating: Soft 5, Weather: Fine, Rail Position: +3.5m Entire



Section	Overall	1800m	1600m	1400m	1200m	1000m	800m	600m	400m	200m
Section Times	2:02.35 [2] (0:14.60)	1:47.75 [1] (0:11.65)	1:36.10 [1] (0:12.09)	1:24.01 [1] (0:12.03)	1:11.98 [1] (0:12.06)	0:59.92 [1] (0:11.66)	0:48.26 [1] (0:11.37)	0:36.89 [1] (0:11.84)	0:25.05 [1] (0:12.27)	0:12.78 [1] (0:12.78)
Average Speed [km/h]	49.3	62.9	60.6	60.1	59.6	61.9	63.6	61.3	59.0	56.4
Top Speed [km/h]	66.9	64.7	61.3	61.1	60.6	63.8	64.4	63.0	59.7	57.9
Avg. Dist. to Rail [m]	11.5	4.0	2.3	1.0	0.8	0.3	1.0	1.8	1.9	2.3
Avg. Stride Freq. [Hz]	1.9	2.3	2.3	2.2	2.2	2.3	2.3	2.3	2.3	2.2
Avg. Stride Length [m]	7.2	7.5	7.5	7.5	7.5	7.6	7.5	7.4	7.2	7.1



- [] Ranking at each section and finish
- .-.- No data available at this section
- NA No data available



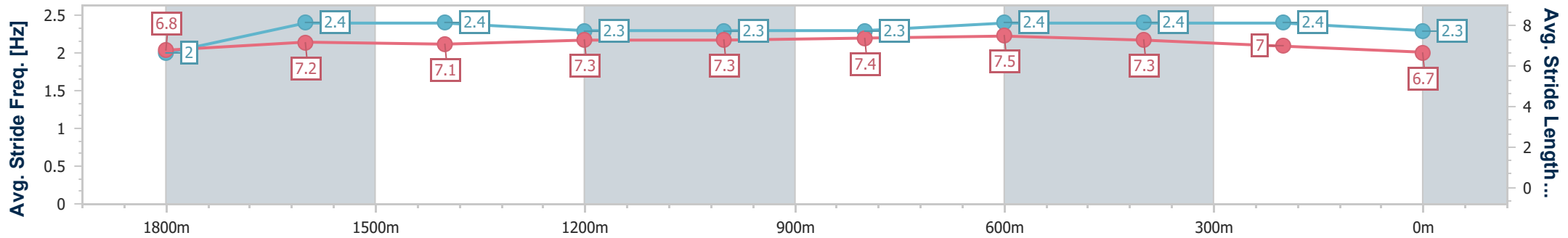
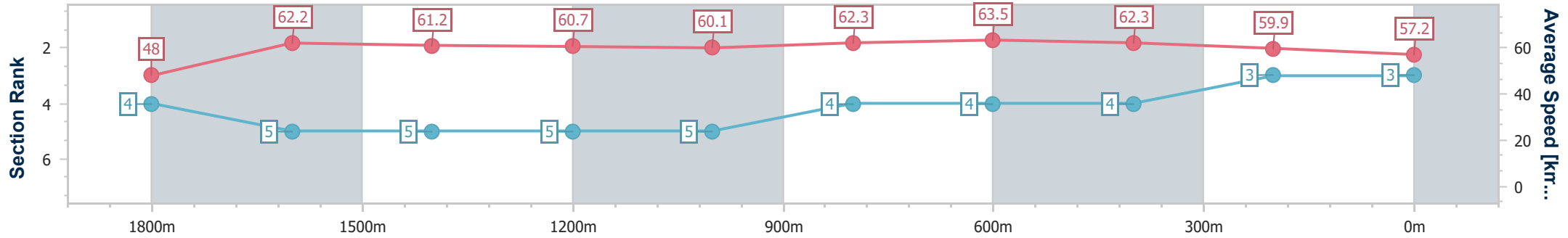
Horse/Jockey Name	Phoenix Flyer
Final Rank	3
Fastest Section Time (Section)	0:11.53 (800m)
Top Speed [km/h] (Section)	65.2 (800m)
Race State	Finished



Townsville QLD Professional
 Race 6: LADBROKES WINTER CUP OPEN Handicap - 2000m
 20 July 2024 - 16:14
 Track Rating: Soft 5, Weather: Fine, Rail Position: +3.5m Entire



Section	Overall	1800m	1600m	1400m	1200m	1000m	800m	600m	400m	200m
Section Times	2:02.54 [3] (0:15.02)	1:47.52 [4] (0:11.83)	1:35.69 [5] (0:12.09)	1:23.60 [5] (0:11.96)	1:11.64 [5] (0:11.99)	0:59.65 [5] (0:11.69)	0:47.96 [4] (0:11.53)	0:36.43 [4] (0:11.72)	0:24.71 [4] (0:12.08)	0:12.63 [3] (0:12.63)
Average Speed [km/h]	48.0	62.2	61.2	60.7	60.1	62.3	63.5	62.3	59.9	57.2
Top Speed [km/h]	63.2	63.5	62.2	61.6	61.4	64.1	65.2	64.3	61.5	60.5
Avg. Dist. to Rail [m]	12.1	4.6	4.2	2.5	2.5	2.2	3.1	3.0	4.2	5.7
Avg. Stride Freq. [Hz]	2.0	2.4	2.4	2.3	2.3	2.3	2.4	2.4	2.4	2.3
Avg. Stride Length [m]	6.8	7.2	7.1	7.3	7.3	7.4	7.5	7.3	7.0	6.7



- [] Ranking at each section and finish
- .-.- No data available at this section
- NA No data available



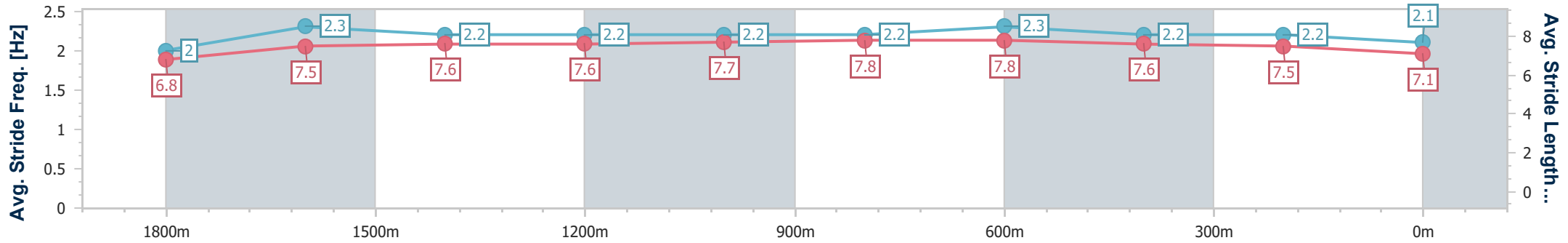
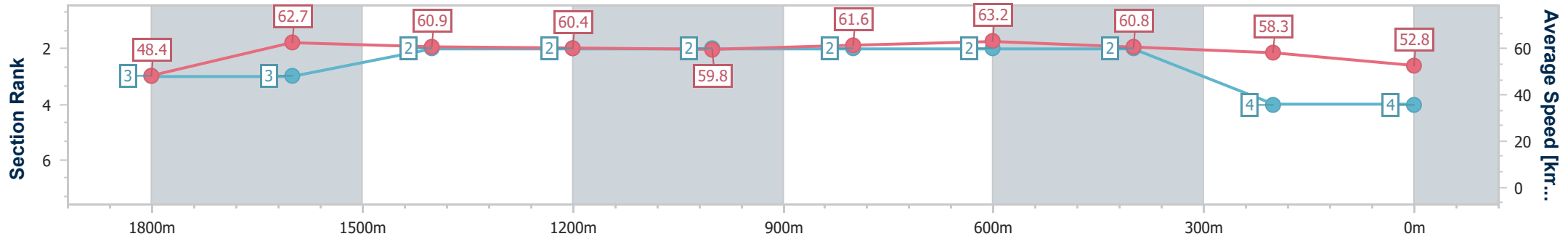
Horse/Jockey Name	Olympic Korchnoi
Final Rank	4
Fastest Section Time (Section)	0:11.47 (800m)
Top Speed [km/h] (Section)	65.4 (Overall)
Race State	Finished



Townsville QLD Professional
 Race 6: LADBROKES WINTER CUP OPEN Handicap - 2000m
 20 July 2024 - 16:14
 Track Rating: Soft 5, Weather: Fine, Rail Position: +3.5m Entire



Section	Overall	1800m	1600m	1400m	1200m	1000m	800m	600m	400m	200m
Section Times	2:03.79 [4] (0:14.90)	1:48.89 [3] (0:11.69)	1:37.20 [3] (0:11.99)	1:25.21 [2] (0:11.94)	1:13.27 [2] (0:12.05)	1:01.22 [2] (0:11.74)	0:49.48 [2] (0:11.47)	0:38.01 [2] (0:11.94)	0:26.07 [2] (0:12.40)	0:13.67 [4] (0:13.67)
Average Speed [km/h]	48.4	62.7	60.9	60.4	59.8	61.6	63.2	60.8	58.3	52.8
Top Speed [km/h]	65.4	64.9	61.4	61.1	60.6	63.4	64.2	62.5	59.7	57.0
Avg. Dist. to Rail [m]	13.3	4.5	1.8	1.4	1.4	0.9	1.6	1.8	2.6	4.0
Avg. Stride Freq. [Hz]	2.0	2.3	2.2	2.2	2.2	2.2	2.3	2.2	2.2	2.1
Avg. Stride Length [m]	6.8	7.5	7.6	7.6	7.7	7.8	7.8	7.6	7.5	7.1



- [] Ranking at each section and finish
- .-.- No data available at this section
- NA No data available



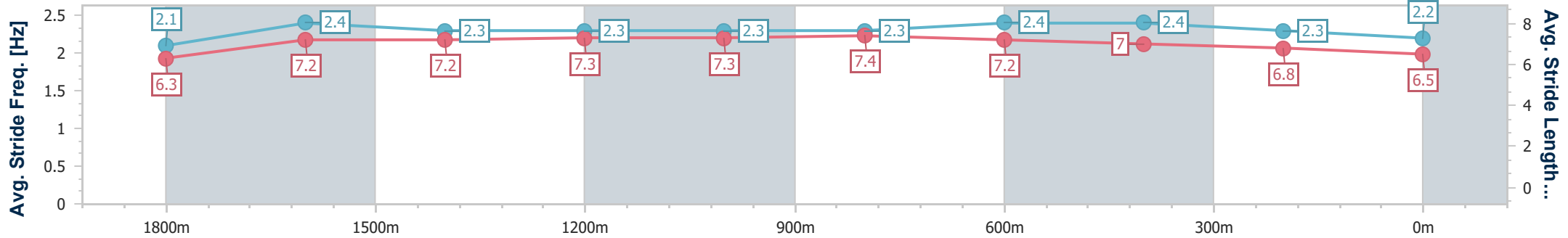
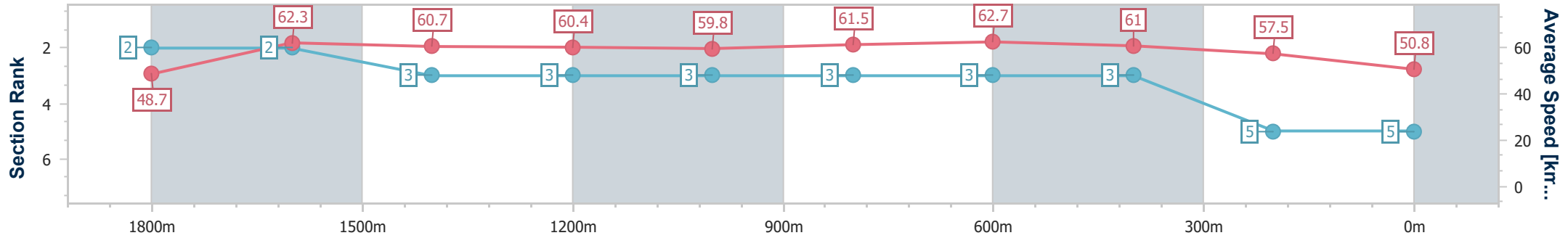
Horse/Jockey Name	Third Realm
Final Rank	5
Fastest Section Time (Section)	0:11.53 (800m)
Top Speed [km/h] (Section)	64.8 (Overall)
Race State	Finished



Townsville QLD Professional
 Race 6: LADBROKES WINTER CUP OPEN Handicap - 2000m
 20 July 2024 - 16:14
 Track Rating: Soft 5, Weather: Fine, Rail Position: +3.5m Entire



Section	Overall	1800m	1600m	1400m	1200m	1000m	800m	600m	400m	200m
Section Times	2:04.59 [5] (0:14.81)	1:49.78 [2] (0:11.76)	1:38.02 [2] (0:12.06)	1:25.96 [3] (0:11.95)	1:14.01 [3] (0:12.04)	1:01.97 [3] (0:11.73)	0:50.24 [3] (0:11.53)	0:38.71 [3] (0:11.93)	0:26.78 [3] (0:12.58)	0:14.20 [5] (0:14.20)
Average Speed [km/h]	48.7	62.3	60.7	60.4	59.8	61.5	62.7	61.0	57.5	50.8
Top Speed [km/h]	64.8	64.2	61.7	61.5	60.7	63.1	63.3	62.6	59.5	55.5
Avg. Dist. to Rail [m]	10.9	3.7	2.4	1.1	0.7	0.3	1.0	2.1	3.5	4.6
Avg. Stride Freq. [Hz]	2.1	2.4	2.3	2.3	2.3	2.3	2.4	2.4	2.3	2.2
Avg. Stride Length [m]	6.3	7.2	7.2	7.3	7.3	7.4	7.2	7.0	6.8	6.5



- [] Ranking at each section and finish
- .-.- No data available at this section
- NA No data available