



# Townsville QLD Professional

## Race 3: City Lane Townsville Maiden Handicap - 1400m

20 July 2024 - 14:12



Track Rating: Soft 5, Weather: Fine, Rail Position: +3.5m Entire

Section		Overall	1200m	1000m	800m	600m	400m	Last 600m					
Field Times		1:23.44 (0:13.85)	1:09.59 (0:11.09)	0:58.50 (0:11.43)	0:47.07 (0:11.53)	0:35.54 (0:11.78)	0:23.76 (0:11.56)	0:35.54					
Rank	TAB	Horse/Jockey	Barrier	Top Speed [km/h]	Fastest Section							Distance Travelled [m]	
1	5	KIDSTON Scott Sheargold	10	69.3 Overall	0:11.09 1200m	1:23.44 [1] (0:13.85)	1:09.59 [1] (0:11.09)	0:58.50 [1] (0:11.43)	0:47.07 [1] (0:11.53)	0:35.54 [1] (0:11.78)	0:23.76 [1] (0:11.56)	0:35.54	
2	2	DEER HUNTER Graham Kliese	1	67.2 1200m	0:11.03 1200m	1:24.09 [2] (0:14.23)	1:09.86 [3] (0:11.03)	0:58.83 [3] (0:11.41)	0:47.42 [3] (0:11.63)	0:35.79 [3] (0:11.88)	0:23.91 [3] (0:11.70)	0:35.79	+3
3	7	MISS FARSTAR Jackson Murphy	6	66.6 1200m	0:11.08 1200m	1:24.19 [3] (0:14.67)	1:09.52 [10] (0:11.08)	0:58.44 [10] (0:11.46)	0:46.98 [9] (0:11.43)	0:35.55 [7] (0:11.84)	0:23.71 [6] (0:11.67)	0:35.55	+6
4	1	RUN FREDDIE RUN Ryan Wiggins	5	66.0 1200m	0:11.11 1200m	1:24.37 [4] (0:14.60)	1:09.77 [9] (0:11.11)	0:58.66 [9] (0:11.59)	0:47.07 [10] (0:11.62)	0:35.45 [10] (0:11.75)	0:23.70 [9] (0:11.64)	0:35.45	+11
5	6	LOVE ON DISPLAY Chris Whiteley	8	67.7 1200m	0:11.02 1200m	1:24.38 [5] (0:14.06)	1:10.32 [2] (0:11.02)	0:59.30 [2] (0:11.40)	0:47.90 [2] (0:11.67)	0:36.23 [2] (0:11.75)	0:24.48 [2] (0:11.73)	0:36.23	+7
6	8	HARDTOCRACK Lacey Morrison	4	67.0 1200m	0:11.03 1200m	1:24.49 [6] (0:14.24)	1:10.25 [4] (0:11.03)	0:59.22 [4] (0:11.62)	0:47.60 [4] (0:11.64)	0:35.96 [5] (0:11.75)	0:24.21 [5] (0:11.92)	0:35.96	+11
7	10	BOGAN PRINCESS Nathan Thomas	2	66.7 1200m	0:11.11 1200m	1:24.69 [7] (0:14.41)	1:10.28 [7] (0:11.11)	0:59.17 [6] (0:11.48)	0:47.69 [5] (0:11.45)	0:36.24 [4] (0:11.78)	0:24.46 [4] (0:11.94)	0:36.24	+6
8	4	TWENTY THREE WALL Denicious Smith	13	66.1 1200m	0:11.03 1200m	1:24.74 [8] (0:14.80)	1:09.94 [11] (0:11.03)	0:58.91 [11] (0:11.55)	0:47.36 [11] (0:11.59)	0:35.77 [11] (0:11.75)	0:24.02 [10] (0:11.60)	0:35.77	+15
9	12	I'M FAMOUS Corey Bayliss	7	66.1 1200m	0:11.18 1200m	1:24.82 [9] (0:14.99)	1:09.83 [12] (0:11.18)	0:58.65 [12] (0:11.49)	0:47.16 [12] (0:11.48)	0:35.68 [12] (0:11.59)	0:24.09 [11] (0:11.66)	0:35.68	-1
10	3	THE EIGHTH I AM Chelsea Jokic	3	66.7 1200m	0:11.17 1200m	1:25.12 [10] (0:14.41)	1:10.71 [6] (0:11.17)	0:59.54 [8] (0:11.62)	0:47.92 [8] (0:11.56)	0:36.36 [8] (0:11.79)	0:24.57 [8] (0:11.87)	0:36.36	+12

Scratched: Fairybower Flyer (#11)

[ ] Ranking at each section and finish  
 -:-:- No data available at this section  
 NA No data available

SCN Saddle cloth number  
 DNF Did not finish  
 DNT Did not track



# Townsville QLD Professional

## Race 3: City Lane Townsville Maiden Handicap - 1400m

20 July 2024 - 14:12



Track Rating: Soft 5, Weather: Fine, Rail Position: +3.5m Entire

Section		Overall	1200m	1000m	800m	600m	400m	Last 600m
Field Times		1:23.44 (0:13.85)	1:09.59 (0:11.09)	0:58.50 (0:11.43)	0:47.07 (0:11.53)	0:35.54 (0:11.78)	0:23.76 (0:11.56)	0:35.54

Rank	TAB	Horse/Jockey	Barrier	Top Speed [km/h]	Fastest Section	Overall	1200m	1000m	800m	600m	400m	Last 600m	Distance Travelled [m]
11	13	MY LITTLE VIKING Isabella Teh	11	67.0 1200m	0:11.03 1200m	1:25.33 [11] (0:14.30)	1:11.03 [5] (0:11.03)	1:00.00 [5] (0:11.68)	0:48.32 [6] (0:11.56)	0:36.76 [6] (0:11.95)	0:24.81 [7] (0:12.15)	0:36.76	+11
12	9	MUMMIFICATION Tyler Leslight	12	67.1 1200m	0:11.04 1200m	1:26.27 [12] (0:14.53)	1:11.74 [8] (0:11.04)	1:00.70 [7] (0:11.60)	0:49.10 [7] (0:11.60)	0:37.50 [9] (0:12.02)	0:25.48 [12] (0:12.14)	0:37.50	+12

Scratched: Fairybower Flyer (#11)

[ ] Ranking at each section and finish  
 -:-:-:- No data available at this section  
 NA No data available

SCN Saddle cloth number  
 DNF Did not finish  
 DNT Did not track



# Townsville QLD Professional

## Race 3: City Lane Townsville Maiden Handicap - 1400m

20 July 2024 - 14:12



Track Rating: Soft 5, Weather: Fine, Rail Position: +3.5m Entire

Section							200m			Last 600m
Field Times							0:12.20			0:35.54
							(0:12.20)			
Rank	TAB	Horse/Jockey	Barrier	Top Speed [km/h]	Fastest Section	Margin			Distance Travelled [m]	
1	5	<b>KIDSTON</b> Scott Sheargold	10	69.3 Overall	0:11.09 1200m	0:12.20 [1] (0:12.20)	1:23.44		0:35.54	
2	2	<b>DEER HUNTER</b> Graham Kliese	1	67.2 1200m	0:11.03 1200m	0:12.21 [3] (0:12.21)	3.85L		0:35.79 +3	
3	7	<b>MISS FARSTAR</b> Jackson Murphy	6	66.6 1200m	0:11.08 1200m	0:12.04 [4] (0:12.04)	4.41L		0:35.55 +6	
4	1	<b>RUN FREDDIE RUN</b> Ryan Wiggins	5	66.0 1200m	0:11.11 1200m	0:12.06 [7] (0:12.06)	5.51L		0:35.45 +11	
5	6	<b>LOVE ON DISPLAY</b> Chris Whiteley	8	67.7 1200m	0:11.02 1200m	0:12.75 [2] (0:12.75)	5.55L		0:36.23 +7	
6	8	<b>HARDTOCRACK</b> Lacey Morrison	4	67.0 1200m	0:11.03 1200m	0:12.29 [6] (0:12.29)	6.18L		0:35.96 +11	
7	10	<b>BOGAN PRINCESS</b> Nathan Thomas	2	66.7 1200m	0:11.11 1200m	0:12.52 [5] (0:12.52)	7.39L		0:36.24 +6	
8	4	<b>TWENTY THREE WALL</b> Denicious Smith	13	66.1 1200m	0:11.03 1200m	0:12.42 [8] (0:12.42)	7.65L		0:35.77 +15	
9	12	<b>I'M FAMOUS</b> Corey Bayliss	7	66.1 1200m	0:11.18 1200m	0:12.43 [9] (0:12.43)	8.12L		0:35.68 -1	
10	3	<b>THE EIGHTH I AM</b> Chelsea Jokic	3	66.7 1200m	0:11.17 1200m	0:12.70 [10] (0:12.70)	9.86L		0:36.36 +12	

Scratched: Fairybower Flyer (#11)

Report Created: Sat 20 July 2024 14:24 GMT+10 (Note: Timing is based on position data)

Page 3/16

[ ] Ranking at each section and finish  
 -:-:- No data available at this section  
 NA No data available

SCN Saddle cloth number  
 DNF Did not finish  
 DNT Did not track

data processed by TRIPLESDATA



# Townsville QLD Professional

## Race 3: City Lane Townsville Maiden Handicap - 1400m

20 July 2024 - 14:12



Track Rating: Soft 5, Weather: Fine, Rail Position: +3.5m Entire

Section				200m				Last 600m		
Field Times				0:12.20 (0:12.20)				0:35.54		
Rank	TAB	Horse/Jockey	Barrier	Top Speed [km/h]	Fastest Section	Margin			Distance Travelled [m]	
11	13	MY LITTLE VIKING	11	67.0	0:11.03	0:12.66 [11]	11.12L		0:36.76	+11
		Isabella Teh		1200m	1200m	(0:12.66)				
12	9	MUMMIFICATION	12	67.1	0:11.04	0:13.34 [12]	16.64L		0:37.50	+12
		Tyler Leslight		1200m	1200m	(0:13.34)				

Scratched: Fairybower Flyer (#11)

[ ] Ranking at each section and finish  
 -:-:-:- No data available at this section  
 NA No data available

SCN Saddle cloth number  
 DNF Did not finish  
 DNT Did not track



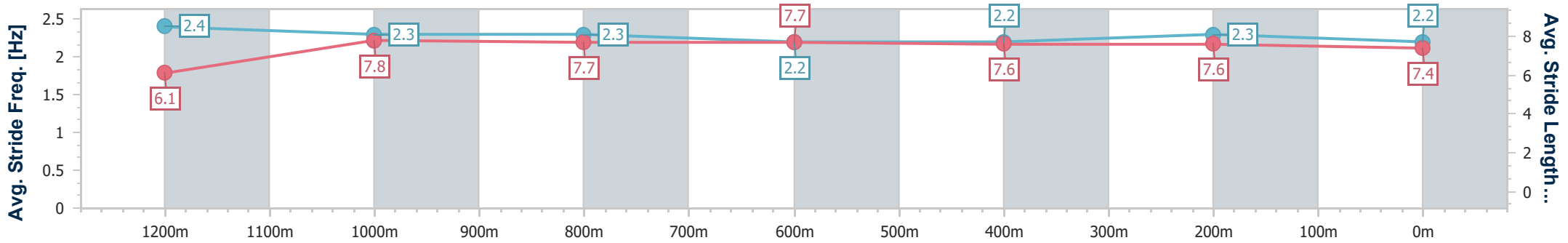
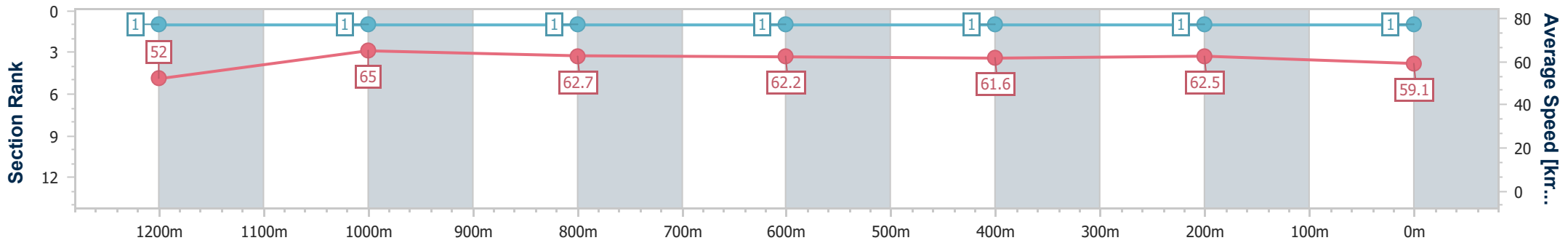
Horse/Jockey Name	Kidston
Final Rank	1
Fastest Section Time (Section)	0:11.09 (1200m)
Top Speed [km/h] (Section)	69.3 (Overall)
Race State	Finished



Townsville QLD Professional  
 Race 3: City Lane Townsville Maiden Handicap - 1400m  
 20 July 2024 - 14:12  
 Track Rating: Soft 5, Weather: Fine, Rail Position: +3.5m Entire



Section	Overall	1200m	1000m	800m	600m	400m	200m
Section Times	1:23.44 [1] (0:13.85)	1:09.59 [1] (0:11.09)	0:58.50 [1] (0:11.43)	0:47.07 [1] (0:11.53)	0:35.54 [1] (0:11.78)	0:23.76 [1] (0:11.56)	0:12.20 [1] (0:12.20)
Average Speed [km/h]	52.0	65.0	62.7	62.2	61.6	62.5	59.1
Top Speed [km/h]	69.3	69.0	63.4	63.3	62.9	63.2	62.3
Avg. Dist. to Rail [m]	7.0	0.4	1.1	0.7	1.3	2.9	3.8
Avg. Stride Freq. [Hz]	2.4	2.3	2.3	2.2	2.2	2.3	2.2
Avg. Stride Length [m]	6.1	7.8	7.7	7.7	7.6	7.6	7.4



- [ ] Ranking at each section and finish
- .-.- No data available at this section
- NA No data available



Horse/Jockey Name	Deer Hunter
Final Rank	2
Fastest Section Time (Section)	0:11.03 (1200m)
Top Speed [km/h] (Section)	67.2 (1200m)
Race State	Finished



Townsville QLD Professional

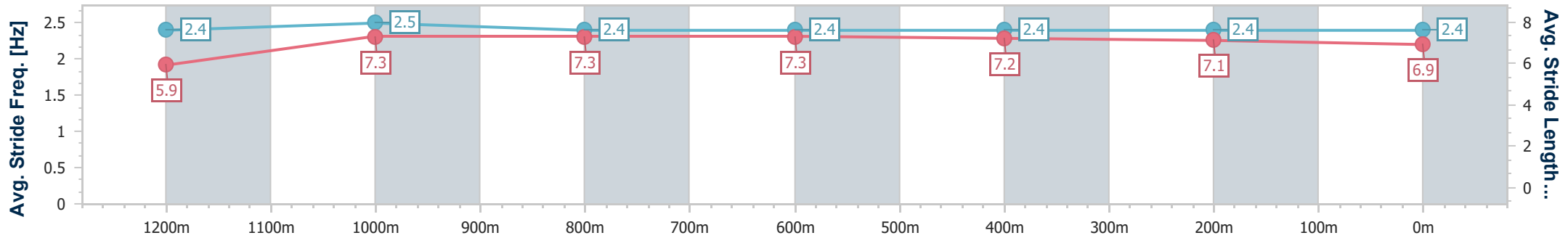
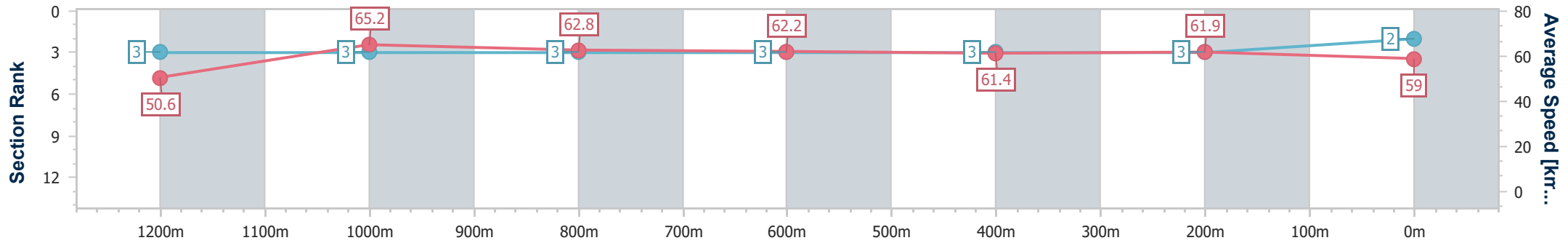
Race 3: City Lane Townsville Maiden Handicap - 1400m

20 July 2024 - 14:12

Track Rating: Soft 5, Weather: Fine, Rail Position: +3.5m Entire



Section	Overall	1200m	1000m	800m	600m	400m	200m
Section Times	1:24.09 [2] (0:14.23)	1:09.86 [3] (0:11.03)	0:58.83 [3] (0:11.41)	0:47.42 [3] (0:11.63)	0:35.79 [3] (0:11.88)	0:23.91 [3] (0:11.70)	0:12.21 [3] (0:12.21)
Average Speed [km/h]	50.6	65.2	62.8	62.2	61.4	61.9	59.0
Top Speed [km/h]	66.4	67.2	64.0	63.9	63.0	63.2	61.3
Avg. Dist. to Rail [m]	0.7	0.2	1.1	1.2	3.0	3.4	5.8
Avg. Stride Freq. [Hz]	2.4	2.5	2.4	2.4	2.4	2.4	2.4
Avg. Stride Length [m]	5.9	7.3	7.3	7.3	7.2	7.1	6.9



- [ ] Ranking at each section and finish
- .-.- No data available at this section
- NA No data available



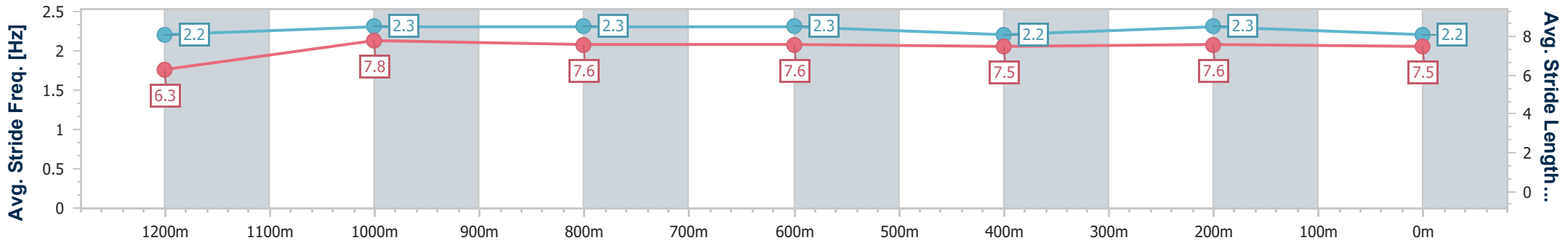
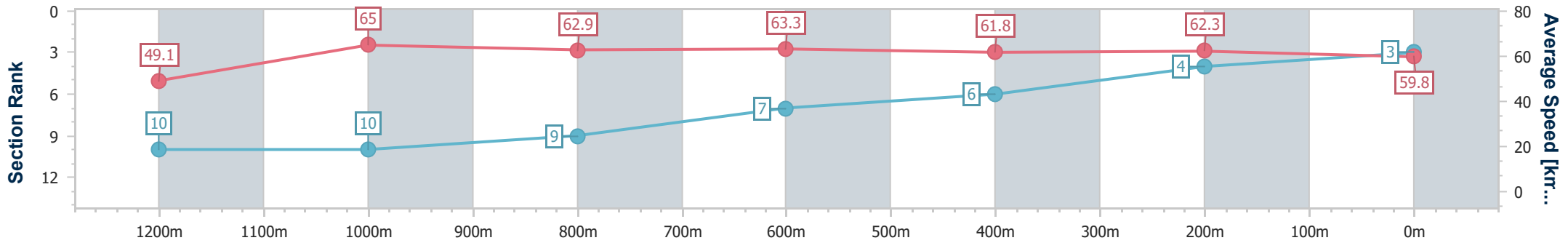
Horse/Jockey Name	Miss Farstar
Final Rank	3
Fastest Section Time (Section)	0:11.08 (1200m)
Top Speed [km/h] (Section)	66.6 (1200m)
Race State	Finished



Townsville QLD Professional  
 Race 3: City Lane Townsville Maiden Handicap - 1400m  
 20 July 2024 - 14:12  
 Track Rating: Soft 5, Weather: Fine, Rail Position: +3.5m Entire



Section	Overall	1200m	1000m	800m	600m	400m	200m
Section Times	1:24.19 [3] (0:14.67)	1:09.52 [10] (0:11.08)	0:58.44 [10] (0:11.46)	0:46.98 [9] (0:11.43)	0:35.55 [7] (0:11.84)	0:23.71 [6] (0:11.67)	0:12.04 [4] (0:12.04)
Average Speed [km/h]	49.1	65.0	62.9	63.3	61.8	62.3	59.8
Top Speed [km/h]	64.3	66.6	64.5	64.4	64.3	63.4	62.1
Avg. Dist. to Rail [m]	3.9	1.0	0.5	1.2	3.3	6.0	7.8
Avg. Stride Freq. [Hz]	2.2	2.3	2.3	2.3	2.2	2.3	2.2
Avg. Stride Length [m]	6.3	7.8	7.6	7.6	7.5	7.6	7.5



- [ ] Ranking at each section and finish
- .-.- No data available at this section
- NA No data available



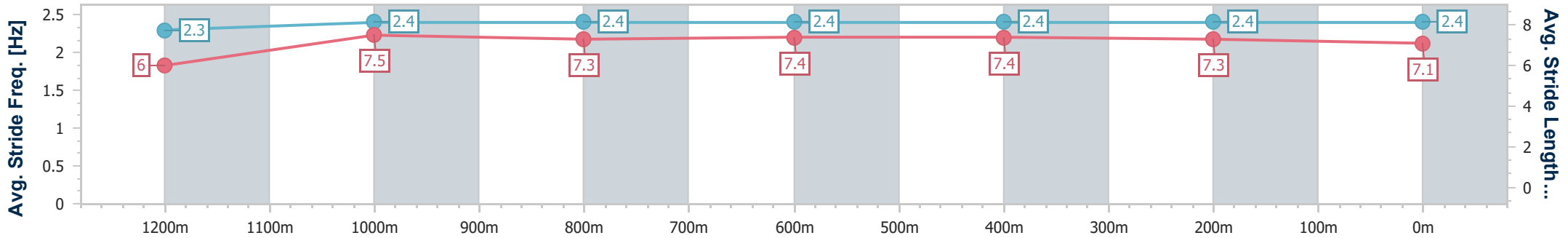
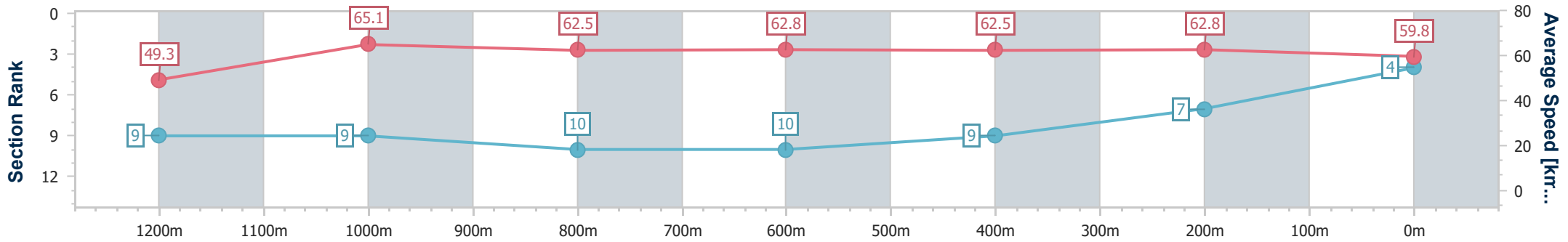
Horse/Jockey Name	Run Freddie Run
Final Rank	4
Fastest Section Time (Section)	0:11.11 (1200m)
Top Speed [km/h] (Section)	66.0 (1200m)
Race State	Finished



Townsville QLD Professional  
 Race 3: City Lane Townsville Maiden Handicap - 1400m  
 20 July 2024 - 14:12  
 Track Rating: Soft 5, Weather: Fine, Rail Position: +3.5m Entire



Section	Overall	1200m	1000m	800m	600m	400m	200m
Section Times	1:24.37 [4] (0:14.60)	1:09.77 [9] (0:11.11)	0:58.66 [9] (0:11.59)	0:47.07 [10] (0:11.62)	0:35.45 [10] (0:11.75)	0:23.70 [9] (0:11.64)	0:12.06 [7] (0:12.06)
Average Speed [km/h]	49.3	65.1	62.5	62.8	62.5	62.8	59.8
Top Speed [km/h]	64.2	66.0	65.0	63.6	64.3	63.7	62.9
Avg. Dist. to Rail [m]	4.7	2.0	1.7	2.2	4.3	9.1	9.7
Avg. Stride Freq. [Hz]	2.3	2.4	2.4	2.4	2.4	2.4	2.4
Avg. Stride Length [m]	6.0	7.5	7.3	7.4	7.4	7.3	7.1



- [ ] Ranking at each section and finish
- .-.- No data available at this section
- NA No data available





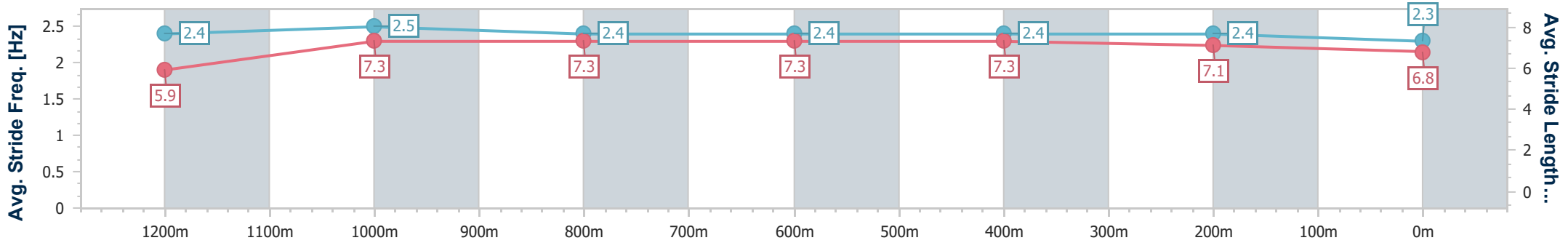
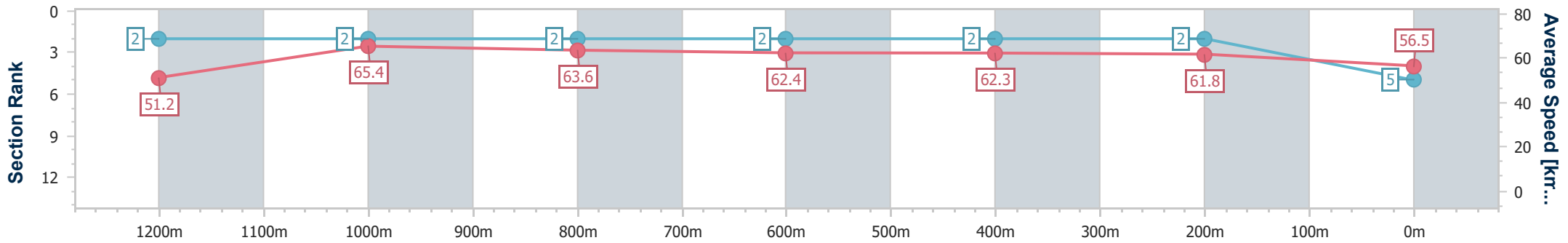
Horse/Jockey Name	Love On Display
Final Rank	5
Fastest Section Time (Section)	0:11.02 (1200m)
Top Speed [km/h] (Section)	67.7 (1200m)
Race State	Finished



Townsville QLD Professional  
 Race 3: City Lane Townsville Maiden Handicap - 1400m  
 20 July 2024 - 14:12  
 Track Rating: Soft 5, Weather: Fine, Rail Position: +3.5m Entire



Section	Overall	1200m	1000m	800m	600m	400m	200m
Section Times	1:24.38 [5] (0:14.06)	1:10.32 [2] (0:11.02)	0:59.30 [2] (0:11.40)	0:47.90 [2] (0:11.67)	0:36.23 [2] (0:11.75)	0:24.48 [2] (0:11.73)	0:12.75 [2] (0:12.75)
Average Speed [km/h]	51.2	65.4	63.6	62.4	62.3	61.8	56.5
Top Speed [km/h]	65.8	67.7	64.7	63.4	63.2	63.2	60.1
Avg. Dist. to Rail [m]	5.9	2.0	1.1	2.5	3.3	2.8	2.6
Avg. Stride Freq. [Hz]	2.4	2.5	2.4	2.4	2.4	2.4	2.3
Avg. Stride Length [m]	5.9	7.3	7.3	7.3	7.3	7.1	6.8



- [ ] Ranking at each section and finish
- .-.- No data available at this section
- NA No data available



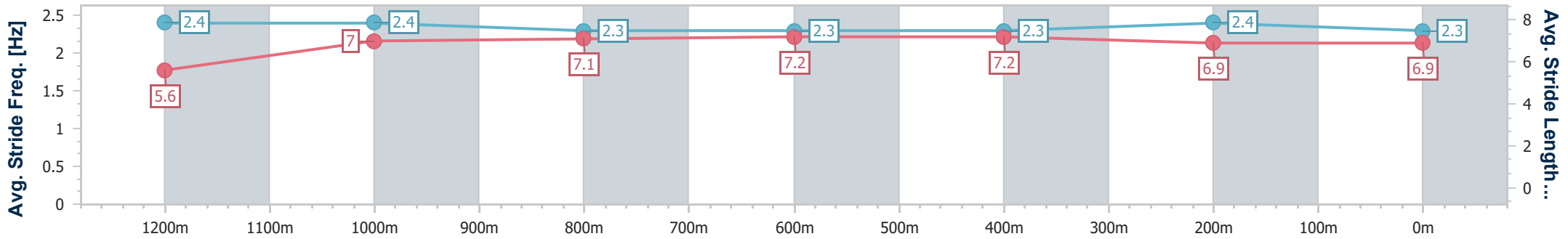
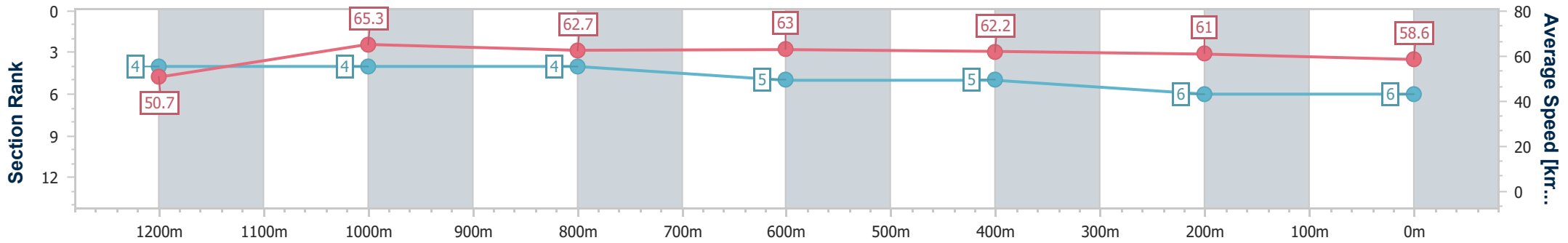
Horse/Jockey Name	Hardtocrack
Final Rank	6
Fastest Section Time (Section)	0:11.03 (1200m)
Top Speed [km/h] (Section)	67.0 (1200m)
Race State	Finished



Townsville QLD Professional  
 Race 3: City Lane Townsville Maiden Handicap - 1400m  
 20 July 2024 - 14:12  
 Track Rating: Soft 5, Weather: Fine, Rail Position: +3.5m Entire



Section	Overall	1200m	1000m	800m	600m	400m	200m
Section Times	1:24.49 [6] (0:14.24)	1:10.25 [4] (0:11.03)	0:59.22 [4] (0:11.62)	0:47.60 [4] (0:11.64)	0:35.96 [5] (0:11.75)	0:24.21 [5] (0:11.92)	0:12.29 [6] (0:12.29)
Average Speed [km/h]	50.7	65.3	62.7	63.0	62.2	61.0	58.6
Top Speed [km/h]	64.8	67.0	63.4	63.9	65.0	62.0	60.8
Avg. Dist. to Rail [m]	3.7	1.8	2.8	3.5	3.5	3.5	4.6
Avg. Stride Freq. [Hz]	2.4	2.4	2.3	2.3	2.3	2.4	2.3
Avg. Stride Length [m]	5.6	7.0	7.1	7.2	7.2	6.9	6.9



- [ ] Ranking at each section and finish
- .-.- No data available at this section
- NA No data available



Horse/Jockey Name	Bogan Princess
Final Rank	7
Fastest Section Time (Section)	0:11.11 (1200m)
Top Speed [km/h] (Section)	66.7 (1200m)
Race State	Finished



### Townsville QLD Professional

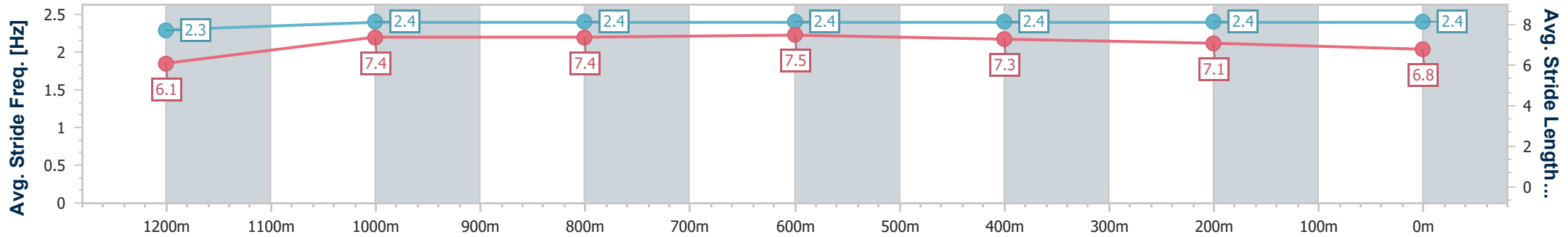
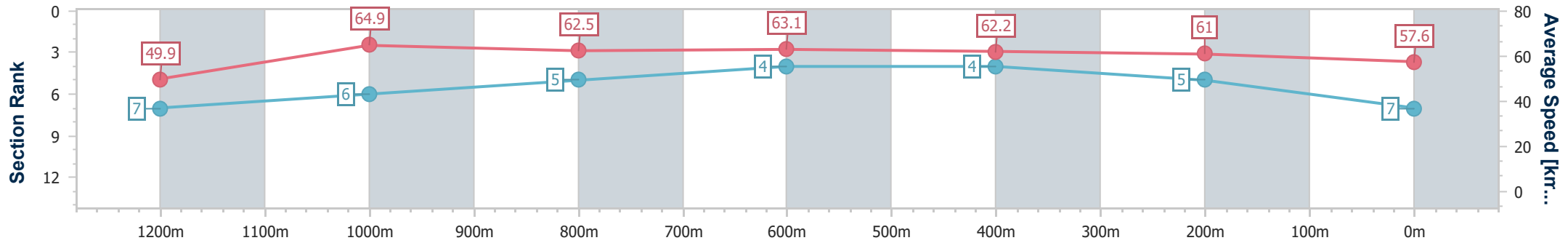
Race 3: City Lane Townsville Maiden Handicap - 1400m

20 July 2024 - 14:12

Track Rating: Soft 5, Weather: Fine, Rail Position: +3.5m Entire



Section	Overall	1200m	1000m	800m	600m	400m	200m
Section Times	1:24.69 [7] (0:14.41)	1:10.28 [7] (0:11.11)	0:59.17 [6] (0:11.48)	0:47.69 [5] (0:11.45)	0:36.24 [4] (0:11.78)	0:24.46 [4] (0:11.94)	0:12.52 [5] (0:12.52)
Average Speed [km/h]	49.9	64.9	62.5	63.1	62.2	61.0	57.6
Top Speed [km/h]	65.0	66.7	63.9	64.1	63.3	62.2	60.4
Avg. Dist. to Rail [m]	2.3	1.2	0.5	1.0	3.5	6.3	5.3
Avg. Stride Freq. [Hz]	2.3	2.4	2.4	2.4	2.4	2.4	2.4
Avg. Stride Length [m]	6.1	7.4	7.4	7.5	7.3	7.1	6.8



- [ ] Ranking at each section and finish
- .-.- No data available at this section
- NA No data available



Horse/Jockey Name	Twenty Three Wall
Final Rank	8
Fastest Section Time (Section)	0:11.03 (1200m)
Top Speed [km/h] (Section)	66.1 (1200m)
Race State	Finished



Townsville QLD Professional

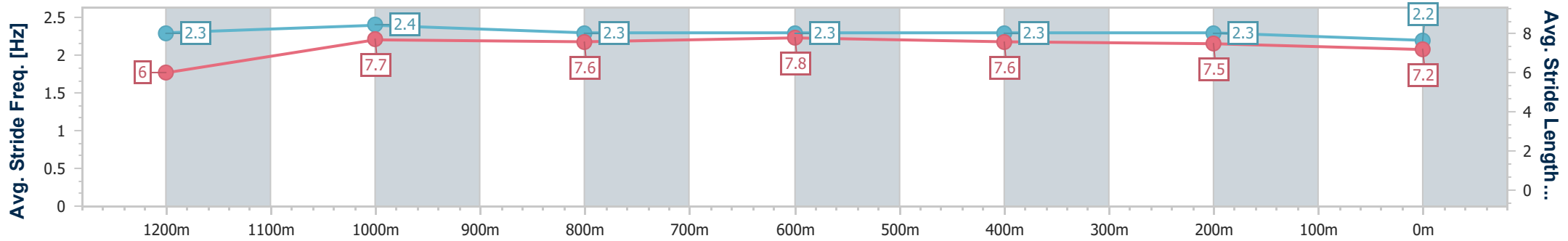
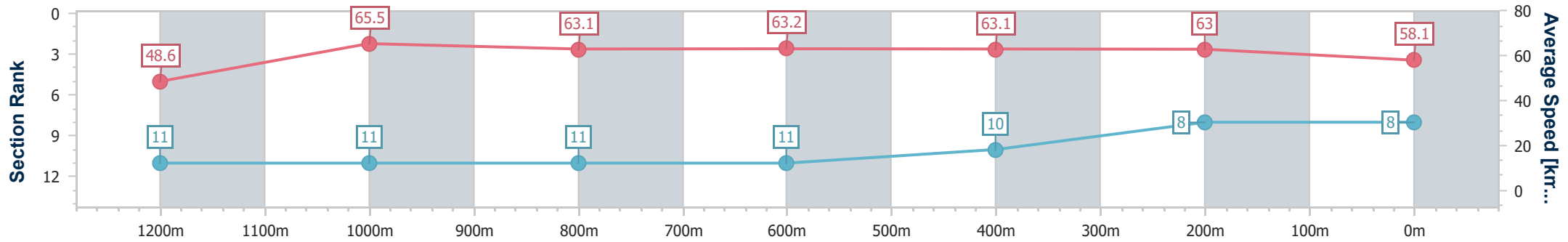
Race 3: City Lane Townsville Maiden Handicap - 1400m

20 July 2024 - 14:12

Track Rating: Soft 5, Weather: Fine, Rail Position: +3.5m Entire



Section	Overall	1200m	1000m	800m	600m	400m	200m
Section Times	1:24.74 [8] (0:14.80)	1:09.94 [11] (0:11.03)	0:58.91 [11] (0:11.55)	0:47.36 [11] (0:11.59)	0:35.77 [11] (0:11.75)	0:24.02 [10] (0:11.60)	0:12.42 [8] (0:12.42)
Average Speed [km/h]	48.6	65.5	63.1	63.2	63.1	63.0	58.1
Top Speed [km/h]	65.3	66.1	64.3	64.1	63.8	63.7	62.1
Avg. Dist. to Rail [m]	8.9	3.4	2.7	3.2	6.1	9.0	10.2
Avg. Stride Freq. [Hz]	2.3	2.4	2.3	2.3	2.3	2.3	2.2
Avg. Stride Length [m]	6.0	7.7	7.6	7.8	7.6	7.5	7.2



- [ ] Ranking at each section and finish
- .-.- No data available at this section
- NA No data available



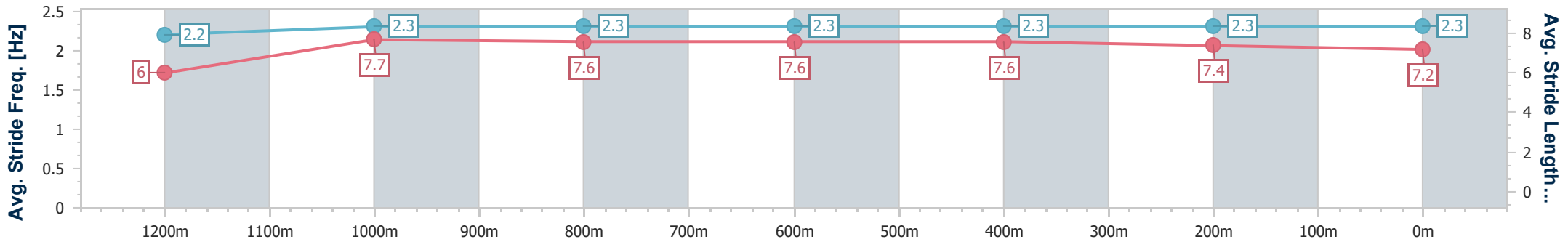
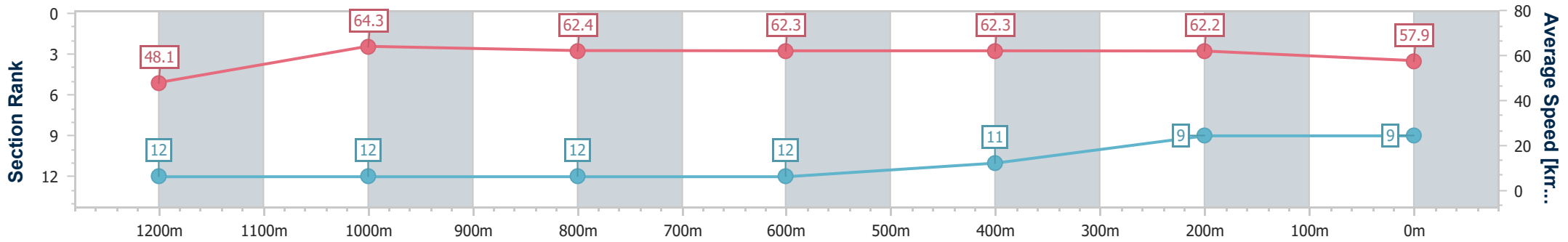
Horse/Jockey Name	I'm Famous
Final Rank	9
Fastest Section Time (Section)	0:11.18 (1200m)
Top Speed [km/h] (Section)	66.1 (1200m)
Race State	Finished



Townsville QLD Professional  
 Race 3: City Lane Townsville Maiden Handicap - 1400m  
 20 July 2024 - 14:12  
 Track Rating: Soft 5, Weather: Fine, Rail Position: +3.5m Entire



Section	Overall	1200m	1000m	800m	600m	400m	200m
Section Times	1:24.82 [9] (0:14.99)	1:09.83 [12] (0:11.18)	0:58.65 [12] (0:11.49)	0:47.16 [12] (0:11.48)	0:35.68 [12] (0:11.59)	0:24.09 [11] (0:11.66)	0:12.43 [9] (0:12.43)
Average Speed [km/h]	48.1	64.3	62.4	62.3	62.3	62.2	57.9
Top Speed [km/h]	62.4	66.1	64.7	64.4	63.6	63.5	59.5
Avg. Dist. to Rail [m]	4.8	0.7	1.0	1.1	1.0	3.8	5.9
Avg. Stride Freq. [Hz]	2.2	2.3	2.3	2.3	2.3	2.3	2.3
Avg. Stride Length [m]	6.0	7.7	7.6	7.6	7.6	7.4	7.2



- [ ] Ranking at each section and finish
- .-.- No data available at this section
- NA No data available



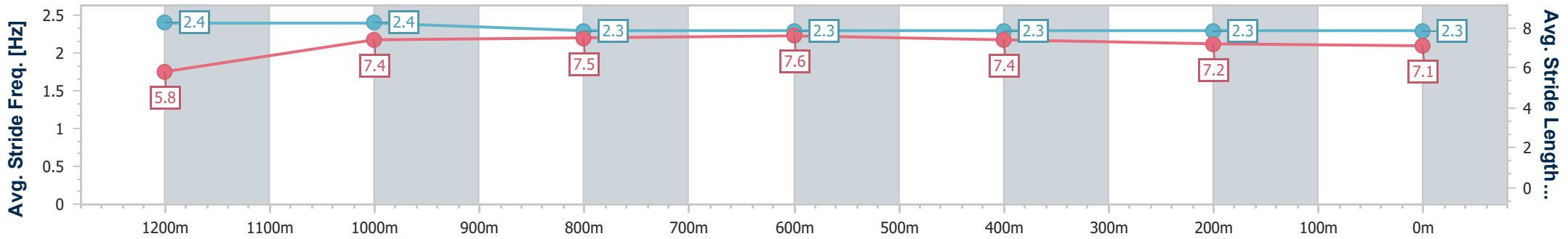
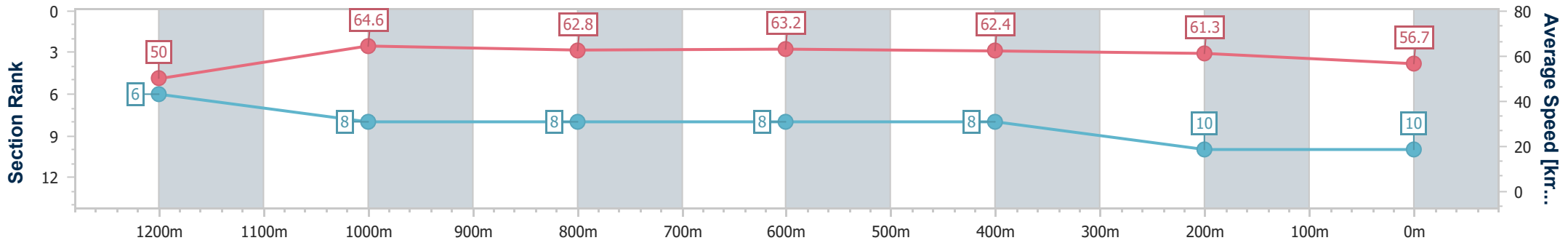
Horse/Jockey Name	The Eighth I Am
Final Rank	10
Fastest Section Time (Section)	0:11.17 (1200m)
Top Speed [km/h] (Section)	66.7 (1200m)
Race State	Finished



Townsville QLD Professional  
 Race 3: City Lane Townsville Maiden Handicap - 1400m  
 20 July 2024 - 14:12  
 Track Rating: Soft 5, Weather: Fine, Rail Position: +3.5m Entire



Section	Overall	1200m	1000m	800m	600m	400m	200m
Section Times	1:25.12 [10] (0:14.41)	1:10.71 [6] (0:11.17)	0:59.54 [8] (0:11.62)	0:47.92 [8] (0:11.56)	0:36.36 [8] (0:11.79)	0:24.57 [8] (0:11.87)	0:12.70 [10] (0:12.70)
Average Speed [km/h]	50.0	64.6	62.8	63.2	62.4	61.3	56.7
Top Speed [km/h]	64.7	66.7	65.0	64.8	64.7	62.6	60.1
Avg. Dist. to Rail [m]	3.1	3.1	2.6	3.1	4.2	7.9	10.1
Avg. Stride Freq. [Hz]	2.4	2.4	2.3	2.3	2.3	2.3	2.3
Avg. Stride Length [m]	5.8	7.4	7.5	7.6	7.4	7.2	7.1



- [ ] Ranking at each section and finish
- .-.- No data available at this section
- NA No data available



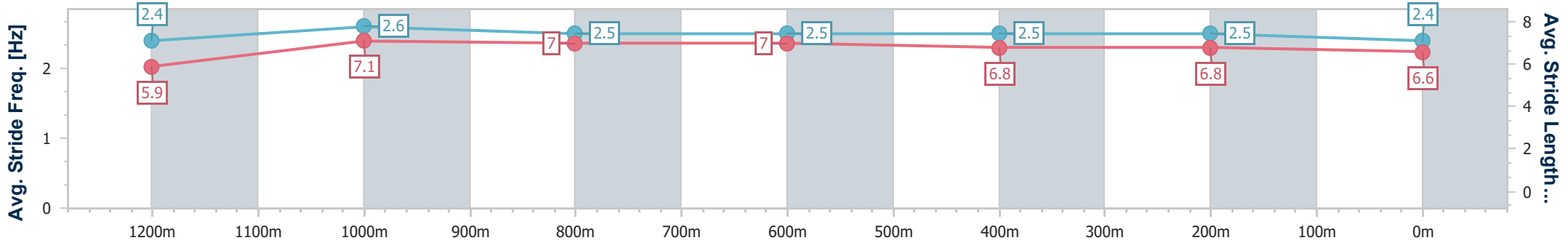
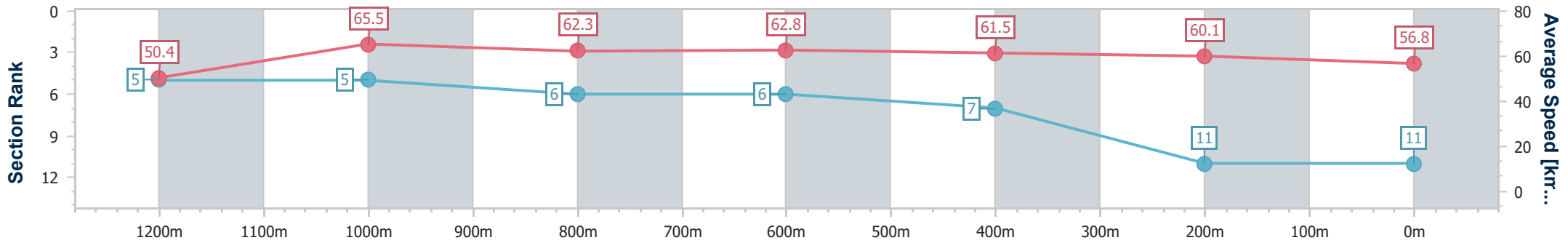
Horse/Jockey Name	My Little Viking
Final Rank	11
Fastest Section Time (Section)	0:11.03 (1200m)
Top Speed [km/h] (Section)	67.0 (1200m)
Race State	Finished



Townsville QLD Professional  
 Race 3: City Lane Townsville Maiden Handicap - 1400m  
 20 July 2024 - 14:12  
 Track Rating: Soft 5, Weather: Fine, Rail Position: +3.5m Entire



Section	Overall	1200m	1000m	800m	600m	400m	200m
Section Times	1:25.33 [11] (0:14.30)	1:11.03 [5] (0:11.03)	1:00.00 [5] (0:11.68)	0:48.32 [6] (0:11.56)	0:36.76 [6] (0:11.95)	0:24.81 [7] (0:12.15)	0:12.66 [11] (0:12.66)
Average Speed [km/h]	50.4	65.5	62.3	62.8	61.5	60.1	56.8
Top Speed [km/h]	66.5	67.0	63.7	63.8	62.5	61.3	59.7
Avg. Dist. to Rail [m]	8.6	3.2	2.5	1.9	4.3	8.2	10.1
Avg. Stride Freq. [Hz]	2.4	2.6	2.5	2.5	2.5	2.5	2.4
Avg. Stride Length [m]	5.9	7.1	7.0	7.0	6.8	6.8	6.6



- [ ] Ranking at each section and finish
- .-.- No data available at this section
- NA No data available



Horse/Jockey Name	Mummification
Final Rank	12
Fastest Section Time (Section)	0:11.04 (1200m)
Top Speed [km/h] (Section)	67.1 (1200m)
Race State	Finished



### Townsville QLD Professional

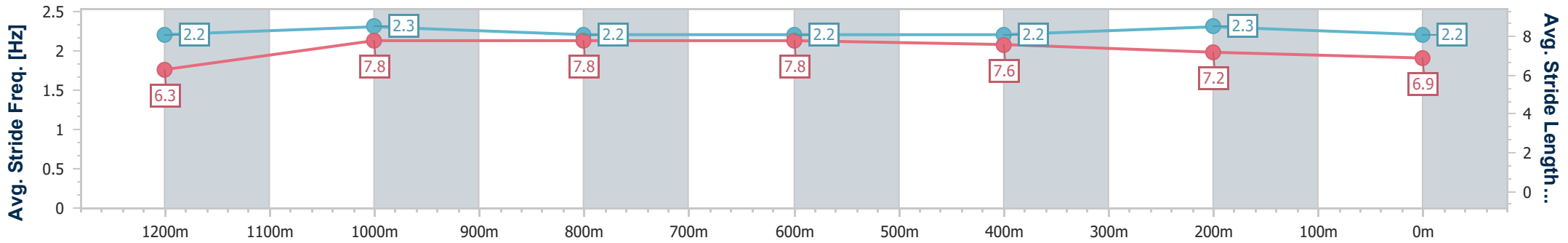
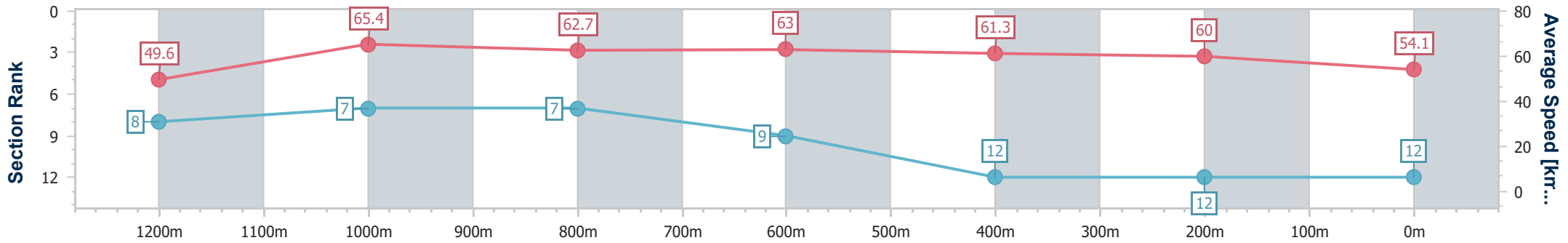
Race 3: City Lane Townsville Maiden Handicap - 1400m

20 July 2024 - 14:12

Track Rating: Soft 5, Weather: Fine, Rail Position: +3.5m Entire



Section	Overall	1200m	1000m	800m	600m	400m	200m
Section Times	1:26.27 [12] (0:14.53)	1:11.74 [8] (0:11.04)	1:00.70 [7] (0:11.60)	0:49.10 [7] (0:11.60)	0:37.50 [9] (0:12.02)	0:25.48 [12] (0:12.14)	0:13.34 [12] (0:13.34)
Average Speed [km/h]	49.6	65.4	62.7	63.0	61.3	60.0	54.1
Top Speed [km/h]	65.3	67.1	63.5	63.7	63.1	61.2	58.8
Avg. Dist. to Rail [m]	8.0	3.5	2.5	2.7	4.9	5.8	5.5
Avg. Stride Freq. [Hz]	2.2	2.3	2.2	2.2	2.2	2.3	2.2
Avg. Stride Length [m]	6.3	7.8	7.8	7.8	7.6	7.2	6.9



- [ ] Ranking at each section and finish
- .-.- No data available at this section
- NA No data available