



Townsville QLD Professional

Race 2: 5 STAR FITNESS Maiden Plate - 1000m

20 July 2024 - 13:40



Track Rating: Soft 5, Weather: Fine, Rail Position: +3.5m Entire

Section		Overall									Last 600m		
Field Times		0:58.01 (0:12.95)									0:34.51		
		800m			600m		400m		200m				
		0:45.06 (0:10.55)			0:34.51 (0:11.02)		0:23.49 (0:11.27)		0:12.22 (0:12.22)				
Rank	TAB	Horse/Jockey	Barrier	Top Speed [km/h]	Fastest Section	Margin						Distance Travelled [m]	
1	8	MORE THAN YOU Chelsea Jokic	11	71.4	0:10.55	0:58.01 [1]	0:45.06 [1]	0:34.51 [1]	0:23.49 [1]	0:12.22 [1]	0:58.01	0:34.51	
				Overall	800m		(0:12.95)	(0:10.55)	(0:11.02)	(0:11.27)	(0:12.22)		
2	9	SHIHO Lacey Morrison	7	71.2	0:10.45	0:58.15 [2]	0:44.97 [2]	0:34.52 [2]	0:23.51 [2]	0:12.07 [2]	0.87L	0:34.52	+3
				800m	800m		(0:13.18)	(0:10.45)	(0:11.01)	(0:11.44)	(0:12.07)		
3	6	KUROMI SAMA Jackson Murphy	2	70.3	0:10.43	0:58.25 [3]	0:44.80 [6]	0:34.37 [5]	0:23.32 [4]	0:11.97 [3]	1.46L	0:34.37	+1
				800m	800m		(0:13.45)	(0:10.43)	(0:11.05)	(0:11.35)	(0:11.97)		
4	11	POLLY HOFFA Corey Bayliss	4	69.0	0:10.68	0:58.41 [4]	0:44.72 [9]	0:34.04 [9]	0:22.83 [9]	0:11.63 [7]	2.38L	0:34.04	+2
				Overall	800m		(0:13.69)	(0:10.68)	(0:11.21)	(0:11.20)	(0:11.63)		
5	5	FAIRYBOWER FLYER Graham Kliese	1	71.5	0:10.60	0:58.47 [5]	0:45.28 [3]	0:34.68 [3]	0:23.56 [3]	0:12.13 [4]	2.72L	0:34.68	+1
				800m	800m		(0:13.19)	(0:10.60)	(0:11.12)	(0:11.43)	(0:12.13)		
6	1	OAKFIELD PANTHER Tyler Leslight	5	70.7	0:10.58	0:58.67 [6]	0:45.26 [5]	0:34.68 [7]	0:23.27 [7]	0:11.83 [8]	3.94L	0:34.68	+7
				800m	800m		(0:13.41)	(0:10.58)	(0:11.41)	(0:11.44)	(0:11.83)		
7	10	WHATA BOBBI DAZZLA Pietro Romeo	6	69.3	0:10.60	0:58.77 [7]	0:45.15 [8]	0:34.55 [8]	0:23.26 [8]	0:11.90 [9]	4.49L	0:34.55	+6
				800m	800m		(0:13.62)	(0:10.60)	(0:11.29)	(0:11.36)	(0:11.90)		
8	2	PLUCK 'N' TANGO Nathan Thomas	8	68.9	0:10.61	0:58.90 [8]	0:44.97 [11]	0:34.36 [11]	0:23.21 [11]	0:11.86 [11]	5.28L	0:34.36	+3
				800m	800m		(0:13.93)	(0:10.61)	(0:11.15)	(0:11.35)	(0:11.86)		
9	4	DYNA POWER Denicious Smith	9	70.5	0:10.56	0:58.94 [9]	0:45.65 [4]	0:35.09 [4]	0:23.68 [6]	0:12.19 [6]	5.5L	0:35.09	+4
				800m	800m		(0:13.29)	(0:10.56)	(0:11.41)	(0:11.49)	(0:12.19)		
10	7	MRS GLOOP Scott Sheargold	10	69.4	0:10.77	0:58.97 [10]	0:45.28 [10]	0:34.51 [10]	0:23.29 [10]	0:11.93 [10]	5.69L	0:34.51	+8
				800m	800m		(0:13.69)	(0:10.77)	(0:11.22)	(0:11.36)	(0:11.93)		

[] Ranking at each section and finish
 -:-:- No data available at this section
 NA No data available

SCN Saddle cloth number
 DNF Did not finish
 DNT Did not track



Townsville QLD Professional
Race 2: 5 STAR FITNESS Maiden Plate - 1000m
20 July 2024 - 13:40



Track Rating: Soft 5, Weather: Fine, Rail Position: +3.5m Entire

Section		Overall	800m	600m	400m	200m	Last 600m	
Field Times		0:58.01 (0:12.95)	0:45.06 (0:10.55)	0:34.51 (0:11.02)	0:23.49 (0:11.27)	0:12.22 (0:12.22)	0:34.51	

Rank	TAB	Horse/Jockey	Barrier	Top Speed [km/h]	Fastest Section	Overall	800m	600m	400m	200m	Margin	Last 600m	Distance Travelled [m]
11	3	COACHMAN	3	69.8	0:10.44	0:59.02 [11]	0:45.49 [7]	0:35.05 [6]	0:23.92 [5]	0:12.35 [5]	5.96L	0:35.05	+2
		Ryan Wiggins		800m	800m	(0:13.53)	(0:10.44)	(0:11.13)	(0:11.57)	(0:12.35)			

[] Ranking at each section and finish
 -:-:- No data available at this section
 NA No data available

SCN Saddle cloth number
 DNF Did not finish
 DNT Did not track



Horse/Jockey Name	More Than You
Final Rank	1
Fastest Section Time (Section)	0:10.55 (800m)
Top Speed [km/h] (Section)	71.4 (Overall)
Race State	Finished



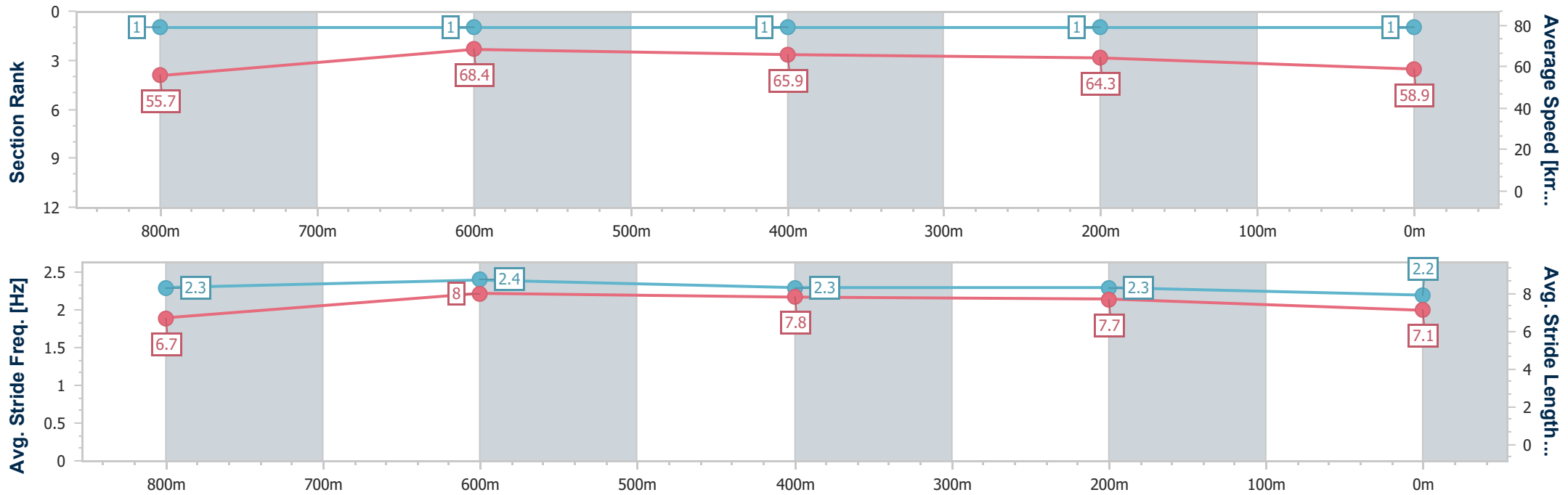
Townsville QLD Professional
Race 2: 5 STAR FITNESS Maiden Plate - 1000m

20 July 2024 - 13:40

Track Rating: Soft 5, Weather: Fine, Rail Position: +3.5m Entire



Section	Overall	800m	600m	400m	200m
Section Times	0:58.01 [1] (0:12.95)	0:45.06 [1] (0:10.55)	0:34.51 [1] (0:11.02)	0:23.49 [1] (0:11.27)	0:12.22 [1] (0:12.22)
Average Speed [km/h]	55.7	68.4	65.9	64.3	58.9
Top Speed [km/h]	71.4	70.6	67.4	65.5	62.2
Avg. Dist. to Rail [m]	6.0	0.9	1.8	3.0	4.0
Avg. Stride Freq. [Hz]	2.3	2.4	2.3	2.3	2.2
Avg. Stride Length [m]	6.7	8.0	7.8	7.7	7.1



- [] Ranking at each section and finish
- .-.- No data available at this section
- NA No data available



Horse/Jockey Name	Shiho
Final Rank	2
Fastest Section Time (Section)	0:10.45 (800m)
Top Speed [km/h] (Section)	71.2 (800m)
Race State	Finished



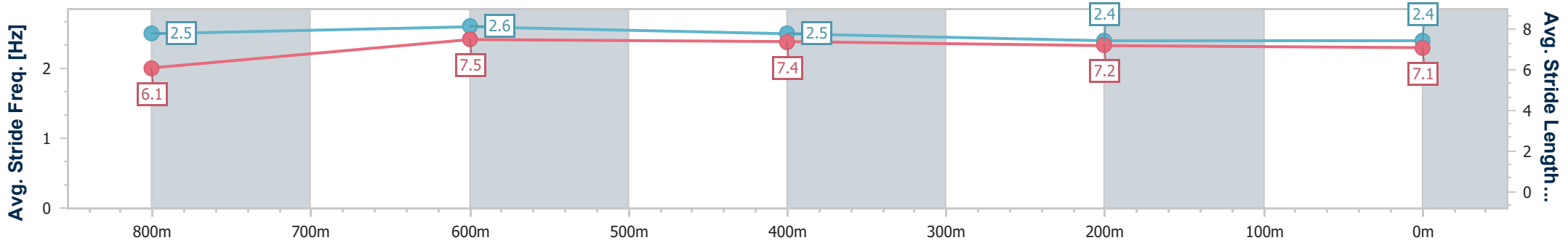
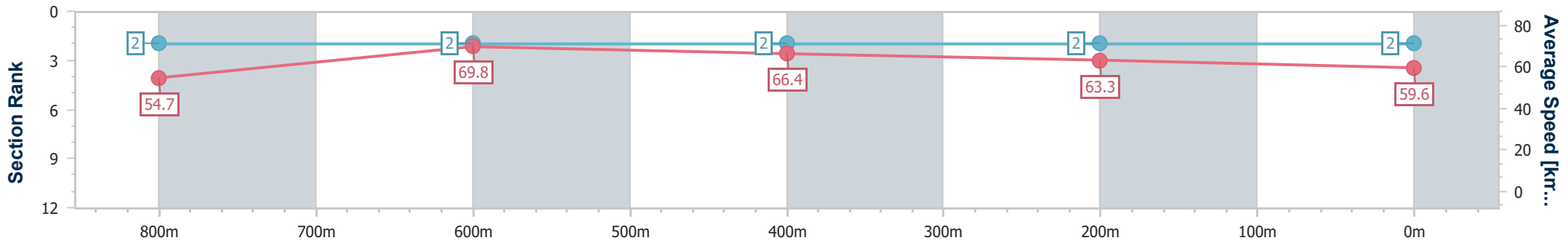
Townsville QLD Professional
Race 2: 5 STAR FITNESS Maiden Plate - 1000m

20 July 2024 - 13:40

Track Rating: Soft 5, Weather: Fine, Rail Position: +3.5m Entire



Section	Overall	800m	600m	400m	200m
Section Times	0:58.15 [2] (0:13.18)	0:44.97 [2] (0:10.45)	0:34.52 [2] (0:11.01)	0:23.51 [2] (0:11.44)	0:12.07 [2] (0:12.07)
Average Speed [km/h]	54.7	69.8	66.4	63.3	59.6
Top Speed [km/h]	70.9	71.2	68.0	64.6	62.5
Avg. Dist. to Rail [m]	6.1	3.1	3.2	3.1	3.5
Avg. Stride Freq. [Hz]	2.5	2.6	2.5	2.4	2.4
Avg. Stride Length [m]	6.1	7.5	7.4	7.2	7.1



- [] Ranking at each section and finish
- .-.- No data available at this section
- NA No data available



Horse/Jockey Name	Kuromi Sama
Final Rank	3
Fastest Section Time (Section)	0:10.43 (800m)
Top Speed [km/h] (Section)	70.3 (800m)
Race State	Finished



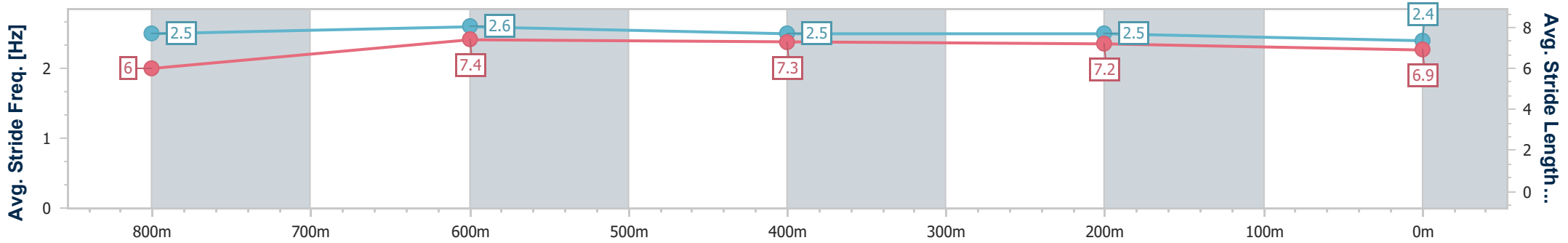
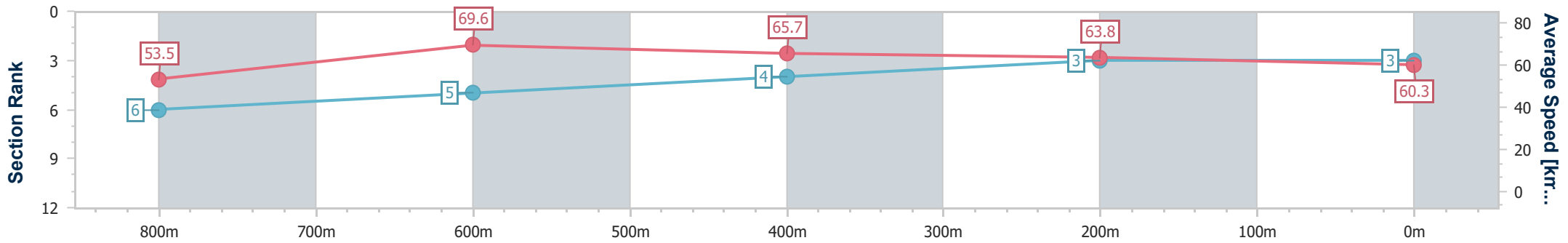
Townsville QLD Professional
Race 2: 5 STAR FITNESS Maiden Plate - 1000m



20 July 2024 - 13:40

Track Rating: Soft 5, Weather: Fine, Rail Position: +3.5m Entire

Section	Overall	800m	600m	400m	200m
Section Times	0:58.25 [3] (0:13.45)	0:44.80 [6] (0:10.43)	0:34.37 [5] (0:11.05)	0:23.32 [4] (0:11.35)	0:11.97 [3] (0:11.97)
Average Speed [km/h]	53.5	69.6	65.7	63.8	60.3
Top Speed [km/h]	68.9	70.3	66.6	64.2	62.6
Avg. Dist. to Rail [m]	2.1	1.6	2.0	3.8	7.1
Avg. Stride Freq. [Hz]	2.5	2.6	2.5	2.5	2.4
Avg. Stride Length [m]	6.0	7.4	7.3	7.2	6.9



- [] Ranking at each section and finish
- .-.- No data available at this section
- NA No data available



Horse/Jockey Name	Polly Hoffa
Final Rank	4
Fastest Section Time (Section)	0:10.68 (800m)
Top Speed [km/h] (Section)	69.0 (Overall)
Race State	Finished



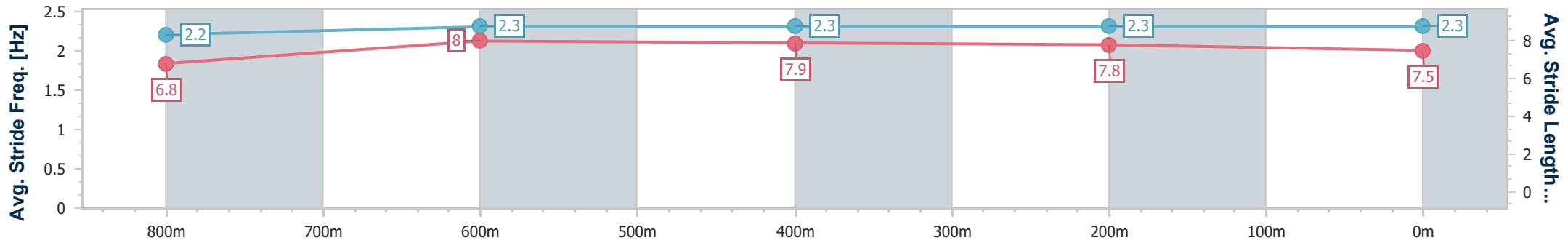
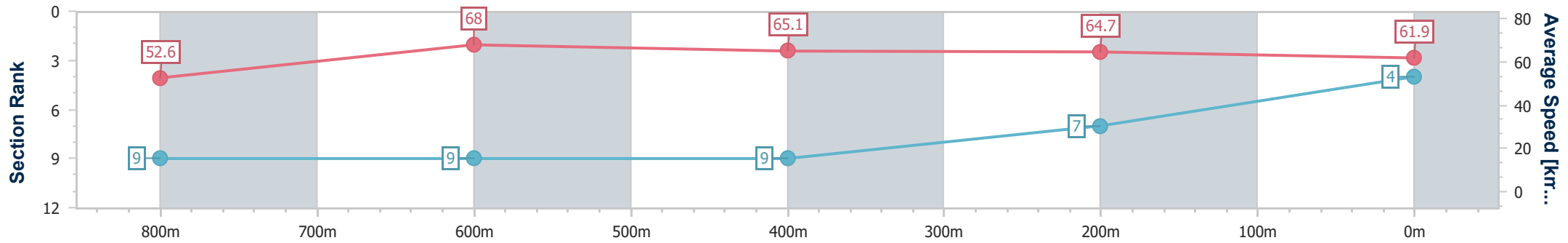
Townsville QLD Professional
Race 2: 5 STAR FITNESS Maiden Plate - 1000m

20 July 2024 - 13:40

Track Rating: Soft 5, Weather: Fine, Rail Position: +3.5m Entire



Section	Overall	800m	600m	400m	200m
Section Times	0:58.41 [4] (0:13.69)	0:44.72 [9] (0:10.68)	0:34.04 [9] (0:11.21)	0:22.83 [9] (0:11.20)	0:11.63 [7] (0:11.63)
Average Speed [km/h]	52.6	68.0	65.1	64.7	61.9
Top Speed [km/h]	69.0	69.0	66.8	65.5	65.4
Avg. Dist. to Rail [m]	3.9	2.1	2.9	3.6	3.6
Avg. Stride Freq. [Hz]	2.2	2.3	2.3	2.3	2.3
Avg. Stride Length [m]	6.8	8.0	7.9	7.8	7.5



- [] Ranking at each section and finish
- .-.- No data available at this section
- NA No data available



Horse/Jockey Name	Fairybower Flyer
Final Rank	5
Fastest Section Time (Section)	0:10.60 (800m)
Top Speed [km/h] (Section)	71.5 (800m)
Race State	Finished



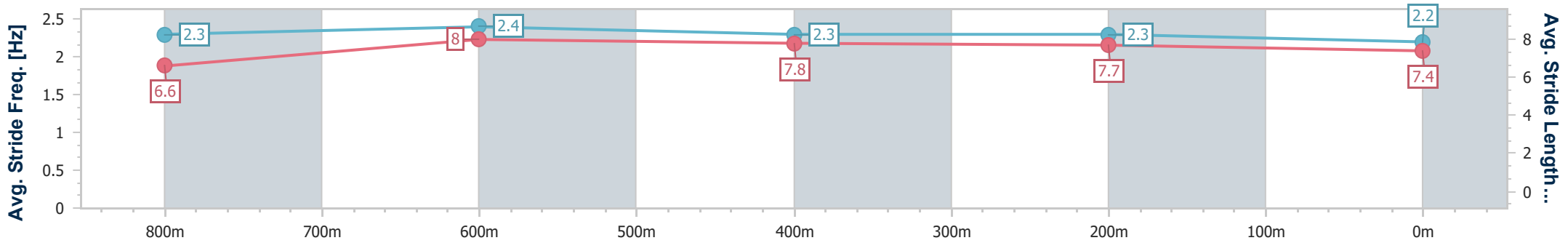
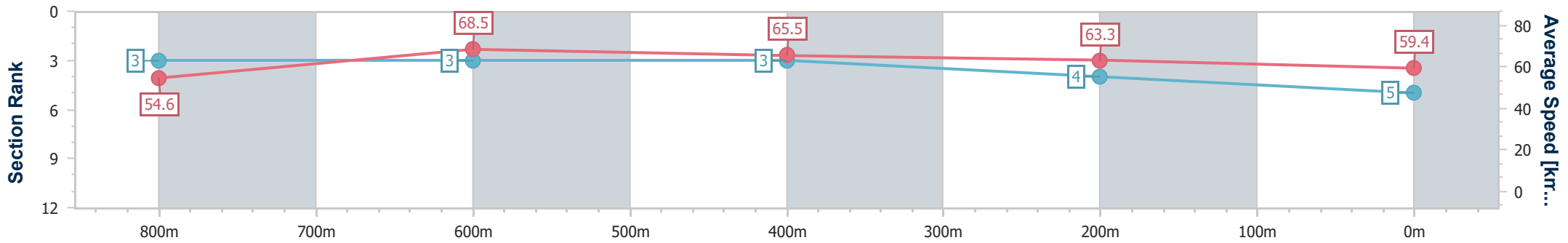
Townsville QLD Professional
Race 2: 5 STAR FITNESS Maiden Plate - 1000m

20 July 2024 - 13:40

Track Rating: Soft 5, Weather: Fine, Rail Position: +3.5m Entire



Section	Overall	800m	600m	400m	200m
Section Times	0:58.47 [5] (0:13.19)	0:45.28 [3] (0:10.60)	0:34.68 [3] (0:11.12)	0:23.56 [3] (0:11.43)	0:12.13 [4] (0:12.13)
Average Speed [km/h]	54.6	68.5	65.5	63.3	59.4
Top Speed [km/h]	70.5	71.5	67.1	64.5	62.5
Avg. Dist. to Rail [m]	1.8	2.2	2.5	3.6	5.9
Avg. Stride Freq. [Hz]	2.3	2.4	2.3	2.3	2.2
Avg. Stride Length [m]	6.6	8.0	7.8	7.7	7.4



- [] Ranking at each section and finish
- .-.- No data available at this section
- NA No data available



Horse/Jockey Name	Oakfield Panther
Final Rank	6
Fastest Section Time (Section)	0:10.58 (800m)
Top Speed [km/h] (Section)	70.7 (800m)
Race State	Finished

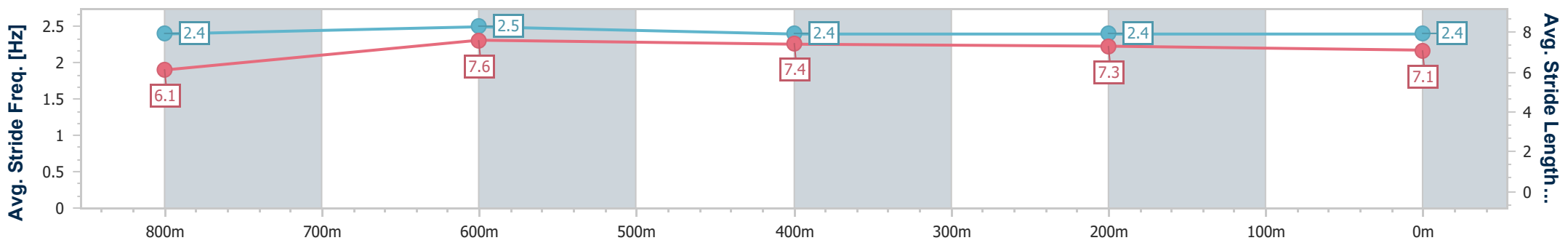
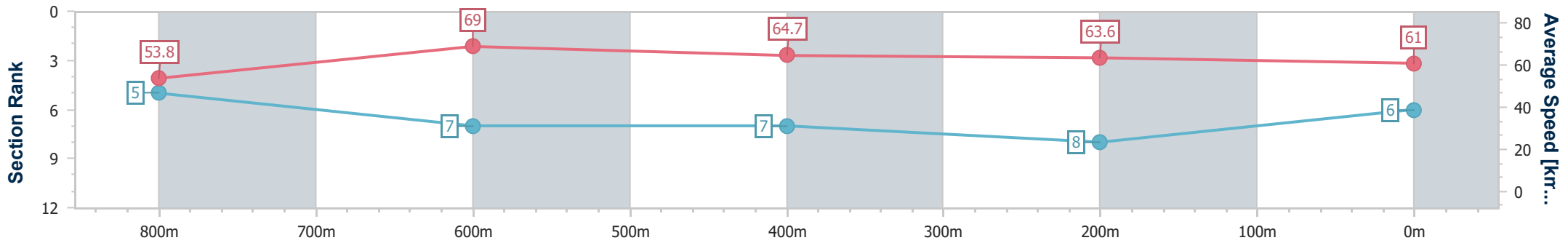


Townsville QLD Professional
 Race 2: 5 STAR FITNESS Maiden Plate - 1000m
 20 July 2024 - 13:40



Track Rating: Soft 5, Weather: Fine, Rail Position: +3.5m Entire

Section	Overall	800m	600m	400m	200m
Section Times	0:58.67 [6] (0:13.41)	0:45.26 [5] (0:10.58)	0:34.68 [7] (0:11.41)	0:23.27 [7] (0:11.44)	0:11.83 [8] (0:11.83)
Average Speed [km/h]	53.8	69.0	64.7	63.6	61.0
Top Speed [km/h]	69.7	70.7	66.2	64.8	62.8
Avg. Dist. to Rail [m]	3.5	3.5	5.4	6.4	6.9
Avg. Stride Freq. [Hz]	2.4	2.5	2.4	2.4	2.4
Avg. Stride Length [m]	6.1	7.6	7.4	7.3	7.1



- [] Ranking at each section and finish
- .-.- No data available at this section
- NA No data available



Horse/Jockey Name	Whata Bobbi Dazzla
Final Rank	7
Fastest Section Time (Section)	0:10.60 (800m)
Top Speed [km/h] (Section)	69.3 (800m)
Race State	Finished



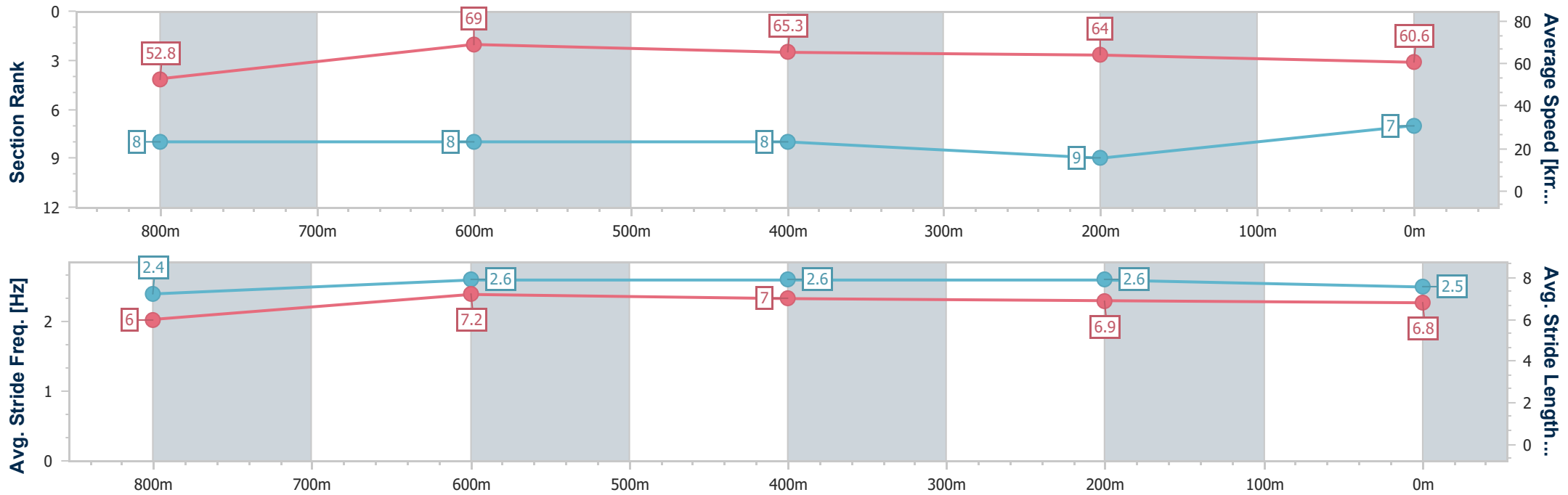
Townsville QLD Professional
Race 2: 5 STAR FITNESS Maiden Plate - 1000m

20 July 2024 - 13:40

Track Rating: Soft 5, Weather: Fine, Rail Position: +3.5m Entire



Section	Overall	800m	600m	400m	200m
Section Times	0:58.77 [7] (0:13.62)	0:45.15 [8] (0:10.60)	0:34.55 [8] (0:11.29)	0:23.26 [8] (0:11.36)	0:11.90 [9] (0:11.90)
Average Speed [km/h]	52.8	69.0	65.3	64.0	60.6
Top Speed [km/h]	68.5	69.3	68.5	65.2	63.5
Avg. Dist. to Rail [m]	5.2	4.3	4.7	5.1	4.6
Avg. Stride Freq. [Hz]	2.4	2.6	2.6	2.6	2.5
Avg. Stride Length [m]	6.0	7.2	7.0	6.9	6.8



- [] Ranking at each section and finish
- .-.- No data available at this section
- NA No data available



Horse/Jockey Name	Pluck 'N' Tango
Final Rank	8
Fastest Section Time (Section)	0:10.61 (800m)
Top Speed [km/h] (Section)	68.9 (800m)
Race State	Finished

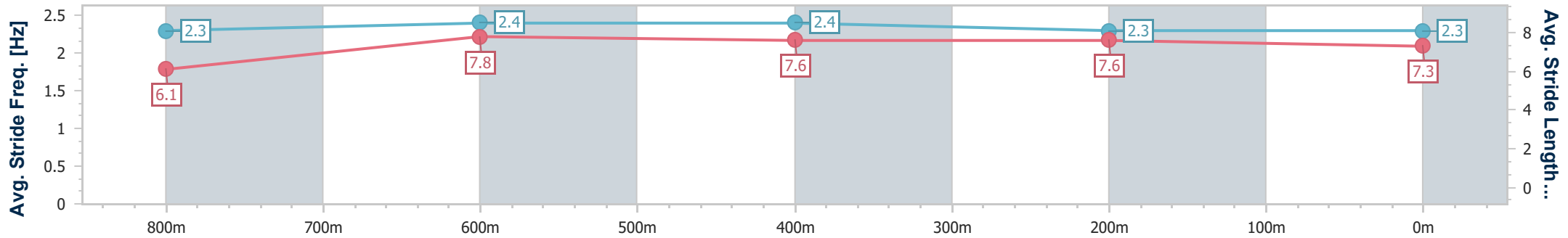
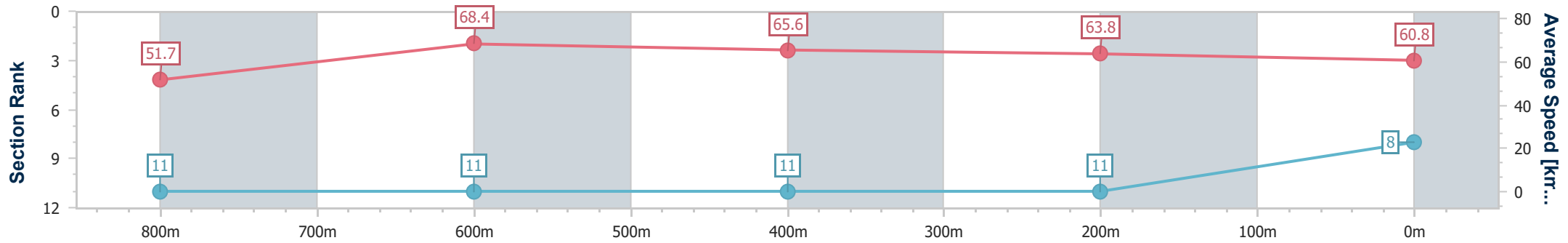


Townsville QLD Professional
 Race 2: 5 STAR FITNESS Maiden Plate - 1000m
 20 July 2024 - 13:40



Track Rating: Soft 5, Weather: Fine, Rail Position: +3.5m Entire

Section	Overall	800m	600m	400m	200m
Section Times	0:58.90 [8] (0:13.93)	0:44.97 [11] (0:10.61)	0:34.36 [11] (0:11.15)	0:23.21 [11] (0:11.35)	0:11.86 [11] (0:11.86)
Average Speed [km/h]	51.7	68.4	65.6	63.8	60.8
Top Speed [km/h]	67.6	68.9	68.2	65.0	62.8
Avg. Dist. to Rail [m]	5.9	2.4	3.0	5.0	5.2
Avg. Stride Freq. [Hz]	2.3	2.4	2.4	2.3	2.3
Avg. Stride Length [m]	6.1	7.8	7.6	7.6	7.3



- [] Ranking at each section and finish
- .-.- No data available at this section
- NA No data available



Horse/Jockey Name	Dyna Power
Final Rank	9
Fastest Section Time (Section)	0:10.56 (800m)
Top Speed [km/h] (Section)	70.5 (800m)
Race State	Finished

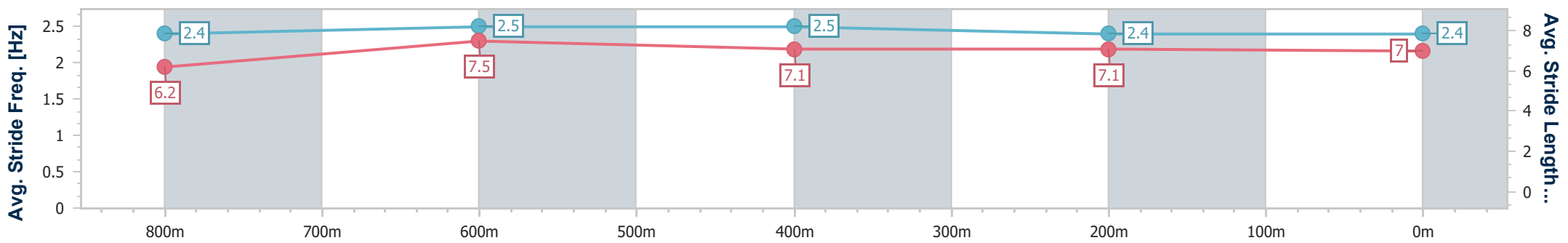
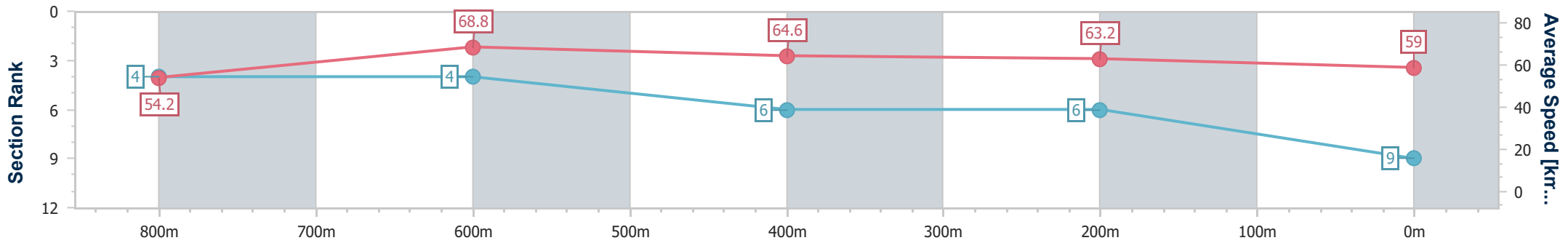


Townsville QLD Professional
 Race 2: 5 STAR FITNESS Maiden Plate - 1000m
 20 July 2024 - 13:40



Track Rating: Soft 5, Weather: Fine, Rail Position: +3.5m Entire

Section	Overall	800m	600m	400m	200m
Section Times	0:58.94 [9] (0:13.29)	0:45.65 [4] (0:10.56)	0:35.09 [4] (0:11.41)	0:23.68 [6] (0:11.49)	0:12.19 [6] (0:12.19)
Average Speed [km/h]	54.2	68.8	64.6	63.2	59.0
Top Speed [km/h]	70.3	70.5	65.8	64.4	61.9
Avg. Dist. to Rail [m]	5.3	2.6	4.8	5.5	6.5
Avg. Stride Freq. [Hz]	2.4	2.5	2.5	2.4	2.4
Avg. Stride Length [m]	6.2	7.5	7.1	7.1	7.0



- [] Ranking at each section and finish
- .-.- No data available at this section
- NA No data available



Horse/Jockey Name	Mrs Gloop
Final Rank	10
Fastest Section Time (Section)	0:10.77 (800m)
Top Speed [km/h] (Section)	69.4 (800m)
Race State	Finished



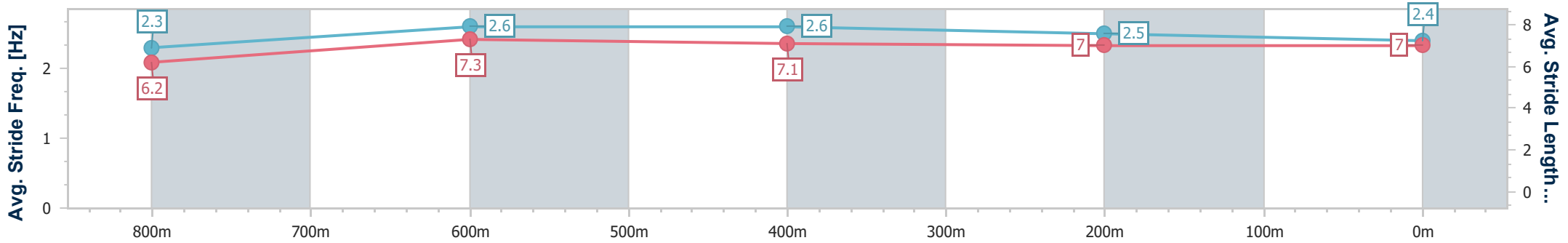
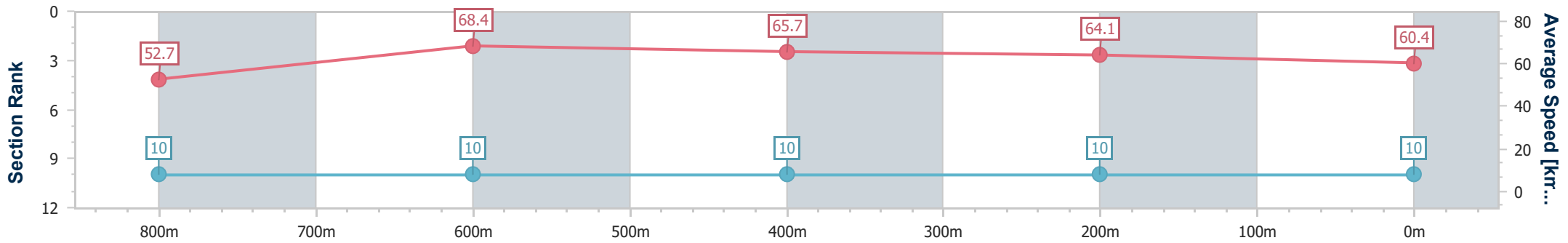
Townsville QLD Professional
Race 2: 5 STAR FITNESS Maiden Plate - 1000m

20 July 2024 - 13:40

Track Rating: Soft 5, Weather: Fine, Rail Position: +3.5m Entire



Section	Overall	800m	600m	400m	200m
Section Times	0:58.97 [10] (0:13.69)	0:45.28 [10] (0:10.77)	0:34.51 [10] (0:11.22)	0:23.29 [10] (0:11.36)	0:11.93 [10] (0:11.93)
Average Speed [km/h]	52.7	68.4	65.7	64.1	60.4
Top Speed [km/h]	68.0	69.4	68.0	64.7	63.7
Avg. Dist. to Rail [m]	8.5	5.4	5.3	6.6	8.8
Avg. Stride Freq. [Hz]	2.3	2.6	2.6	2.5	2.4
Avg. Stride Length [m]	6.2	7.3	7.1	7.0	7.0



- [] Ranking at each section and finish
- .-.- No data available at this section
- NA No data available



Horse/Jockey Name	Coachman
Final Rank	11
Fastest Section Time (Section)	0:10.44 (800m)
Top Speed [km/h] (Section)	69.8 (800m)
Race State	Finished

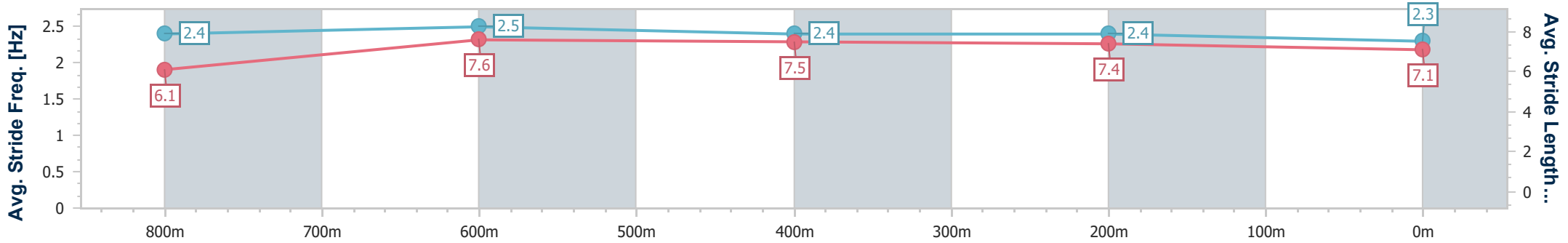
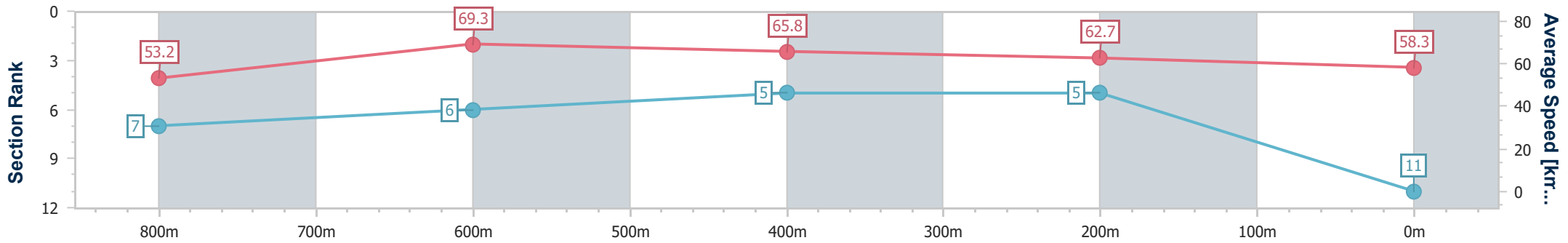


Townsville QLD Professional
 Race 2: 5 STAR FITNESS Maiden Plate - 1000m
 20 July 2024 - 13:40



Track Rating: Soft 5, Weather: Fine, Rail Position: +3.5m Entire

Section	Overall	800m	600m	400m	200m
Section Times	0:59.02 [11] (0:13.53)	0:45.49 [7] (0:10.44)	0:35.05 [6] (0:11.13)	0:23.92 [5] (0:11.57)	0:12.35 [5] (0:12.35)
Average Speed [km/h]	53.2	69.3	65.8	62.7	58.3
Top Speed [km/h]	68.0	69.8	68.5	64.8	61.2
Avg. Dist. to Rail [m]	1.5	1.5	3.2	4.5	5.4
Avg. Stride Freq. [Hz]	2.4	2.5	2.4	2.4	2.3
Avg. Stride Length [m]	6.1	7.6	7.5	7.4	7.1



- [] Ranking at each section and finish
- .-.- No data available at this section
- NA No data available