



Townsville QLD Professional

Race 1: NORSTATE MARKETING QLD PTY LTD RATINGS BAND 0 - 65

Handicap - 1609m

20 July 2024 - 13:04



Track Rating: Soft 5, Weather: Fine, Rail Position: +3.5m Entire

| Section | | Overall | 1400m | 1200m | 1000m | 800m | 600m | 400m | Last 600m | | | | |
|-------------|------------------------------------|----------------------|----------------------|----------------------|---------------------------|---------------------------|---------------------------|---------------------------|---------------------------|---------------------------|---------------------------|---------|------------------------|
| Field Times | | 1:36.78 (0:15.21) | 1:21.57 (0:11.33) | 1:10.24 (0:11.55) | 0:58.69 (0:11.76) | 0:46.93 (0:11.73) | 0:35.20 (0:11.49) | 0:23.71 (0:11.50) | 0:35.20 | | | | |
| Rank | TAB Horse/Jockey | Barrier | Top Speed [km/h] | Fastest Section | | | | | | | | | Distance Travelled [m] |
| 1 | 5 CHOIR BOY Nathan Day | 3 | 65.7 600m | 0:11.36 1400m | 1:36.78 [1] (0:15.21) | 1:21.57 [1] (0:11.36) | 1:10.21 [2] (0:11.52) | 0:58.69 [1] (0:11.76) | 0:46.93 [1] (0:11.73) | 0:35.20 [1] (0:11.49) | 0:23.71 [1] (0:11.50) | 0:35.20 | |
| 2 | 3 MEDAL Pietro Romeo | 5 | 65.4 600m | 0:11.46 1400m | 1:36.82 [2] (0:15.46) | 1:21.36 [6] (0:11.46) | 1:09.90 [5] (0:11.54) | 0:58.36 [4] (0:11.67) | 0:46.69 [4] (0:11.48) | 0:35.21 [3] (0:11.46) | 0:23.75 [2] (0:11.70) | 0:35.21 | +11 |
| 3 | 6 SIR MAXIMUS Chris Whiteley | 1 | 65.2 600m | 0:11.29 600m | 1:36.96 [3] (0:15.43) | 1:21.53 [5] (0:11.49) | 1:10.04 [4] (0:11.55) | 0:58.49 [5] (0:11.81) | 0:46.68 [5] (0:11.61) | 0:35.07 [7] (0:11.29) | 0:23.78 [5] (0:11.57) | 0:35.07 | +4 |
| 4 | 7 VALENKI Lacey Morrison | 6 | 64.8 600m | 0:11.46 400m | 1:37.06 [4] (0:15.66) | 1:21.40 [7] (0:11.48) | 1:09.92 [7] (0:11.52) | 0:58.40 [8] (0:11.75) | 0:46.65 [8] (0:11.58) | 0:35.07 [8] (0:11.48) | 0:23.59 [7] (0:11.46) | 0:35.07 | +3 |
| 5 | 10 ZOUHOPE Tyler Leslight | 12 | 65.4 600m | 0:11.26 1200m | 1:37.54 [5] (0:15.91) | 1:21.63 [9] (0:11.47) | 1:10.16 [9] (0:11.26) | 0:58.90 [7] (0:11.69) | 0:47.21 [7] (0:11.27) | 0:35.94 [2] (0:11.56) | 0:24.38 [4] (0:11.84) | 0:35.94 | +15 |
| 6 | 8 EDIFICATION Isabella Teh | 11 | 65.3 600m | 0:11.43 1200m | 1:37.61 [6] (0:16.01) | 1:21.60 [10] (0:11.64) | 1:09.96 [10] (0:11.43) | 0:58.53 [10] (0:11.52) | 0:47.01 [10] (0:11.57) | 0:35.44 [9] (0:11.50) | 0:23.94 [10] (0:11.61) | 0:35.44 | +15 |
| 7 | 4 VANCOUVER BAY Scott Sheargold | 8 | 65.4 1400m | 0:11.28 1400m | 1:37.93 [7] (0:15.26) | 1:22.67 [2] (0:11.28) | 1:11.39 [1] (0:11.56) | 0:59.83 [2] (0:11.95) | 0:47.88 [3] (0:11.61) | 0:36.27 [4] (0:11.49) | 0:24.78 [3] (0:11.87) | 0:36.27 | +10 |
| 8 | 1 DEVIL'S INN Carl Spry | 7 | 65.8 600m | 0:11.42 1400m | 1:37.95 [8] (0:15.90) | 1:22.05 [8] (0:11.42) | 1:10.63 [8] (0:11.56) | 0:59.07 [9] (0:11.69) | 0:47.38 [9] (0:11.64) | 0:35.74 [10] (0:11.45) | 0:24.29 [9] (0:11.62) | 0:35.74 | +17 |
| 9 | 9 THE SHERPA Nathan Thomas | 2 | 64.9 1400m | 0:11.51 1400m | 1:38.39 [9] (0:15.42) | 1:22.97 [4] (0:11.51) | 1:11.46 [6] (0:11.62) | 0:59.84 [6] (0:11.75) | 0:48.09 [6] (0:11.57) | 0:36.52 [6] (0:11.60) | 0:24.92 [8] (0:11.84) | 0:36.52 | +10 |
| 10 | 2 KING SAMUEL Ryan Wiggins | 4 | 64.8 1400m | 0:11.47 1400m | 1:38.82 [10] (0:15.36) | 1:23.46 [3] (0:11.47) | 1:11.99 [3] (0:11.57) | 1:00.42 [3] (0:11.59) | 0:48.83 [2] (0:11.68) | 0:37.15 [5] (0:11.60) | 0:25.55 [6] (0:11.97) | 0:37.15 | +7 |

Scratched: Battalion (#12), Bloomin' Ready (#11)

[] Ranking at each section and finish
 -:-:- No data available at this section
 NA No data available

SCN Saddle cloth number
 DNF Did not finish
 DNT Did not track



Townsville QLD Professional
Race 1: NORSTATE MARKETING QLD PTY LTD RATINGS BAND 0 - 65
Handicap - 1609m
20 July 2024 - 13:04



Track Rating: Soft 5, Weather: Fine, Rail Position: +3.5m Entire

| Section | | | | | | | 200m | | | Last 600m |
|-------------|-----|----------------------|---------|------------------|-----------------|--------------|-----------|--|------------------------|-----------|
| Field Times | | | | | | | 0:12.21 | | | 0:35.20 |
| | | | | | | | (0:12.21) | | | |
| Rank | TAB | Horse/Jockey | Barrier | Top Speed [km/h] | Fastest Section | Margin | | | Distance Travelled [m] | |
| 1 | 5 | CHOIR BOY | 3 | 65.7 | 0:11.36 | 0:12.21 [1] | 1:36.78 | | 0:35.20 | |
| | | Nathan Day | | 600m | 1400m | (0:12.21) | | | | |
| 2 | 3 | MEDAL | 5 | 65.4 | 0:11.46 | 0:12.05 [3] | 0.23L | | 0:35.21 +11 | |
| | | Pietro Romeo | | 600m | 1400m | (0:12.05) | | | | |
| 3 | 6 | SIR MAXIMUS | 1 | 65.2 | 0:11.29 | 0:12.21 [2] | 1.06L | | 0:35.07 +4 | |
| | | Chris Whiteley | | 600m | 600m | (0:12.21) | | | | |
| 4 | 7 | VALENKI | 6 | 64.8 | 0:11.46 | 0:12.13 [4] | 1.66L | | 0:35.07 +3 | |
| | | Lacey Morrison | | 600m | 400m | (0:12.13) | | | | |
| 5 | 10 | ZOUHOPE | 12 | 65.4 | 0:11.26 | 0:12.54 [5] | 4.5L | | 0:35.94 +15 | |
| | | Tyler Leslight | | 600m | 1200m | (0:12.54) | | | | |
| 6 | 8 | EDIFICATION | 11 | 65.3 | 0:11.43 | 0:12.33 [9] | 4.9L | | 0:35.44 +15 | |
| | | Isabella Teh | | 600m | 1200m | (0:12.33) | | | | |
| 7 | 4 | VANCOUVER BAY | 8 | 65.4 | 0:11.28 | 0:12.91 [6] | 6.77L | | 0:36.27 +10 | |
| | | Scott Sheargold | | 1400m | 1400m | (0:12.91) | | | | |
| 8 | 1 | DEVIL'S INN | 7 | 65.8 | 0:11.42 | 0:12.67 [8] | 6.9L | | 0:35.74 +17 | |
| | | Carl Spry | | 600m | 1400m | (0:12.67) | | | | |
| 9 | 9 | THE SHERPA | 2 | 64.9 | 0:11.51 | 0:13.08 [10] | 9.47L | | 0:36.52 +10 | |
| | | Nathan Thomas | | 1400m | 1400m | (0:13.08) | | | | |
| 10 | 2 | KING SAMUEL | 4 | 64.8 | 0:11.47 | 0:13.58 [7] | 12L | | 0:37.15 +7 | |
| | | Ryan Wiggins | | 1400m | 1400m | (0:13.58) | | | | |

Scratched: Battalion (#12), Bloomin' Ready (#11)

[] Ranking at each section and finish
 -:-:- No data available at this section
 NA No data available

SCN Saddle cloth number
 DNF Did not finish
 DNT Did not track



| | |
|--------------------------------|-----------------|
| Horse/Jockey Name | Choir Boy |
| Final Rank | 1 |
| Fastest Section Time (Section) | 0:11.36 (1400m) |
| Top Speed [km/h] (Section) | 65.7 (600m) |
| Race State | Finished |

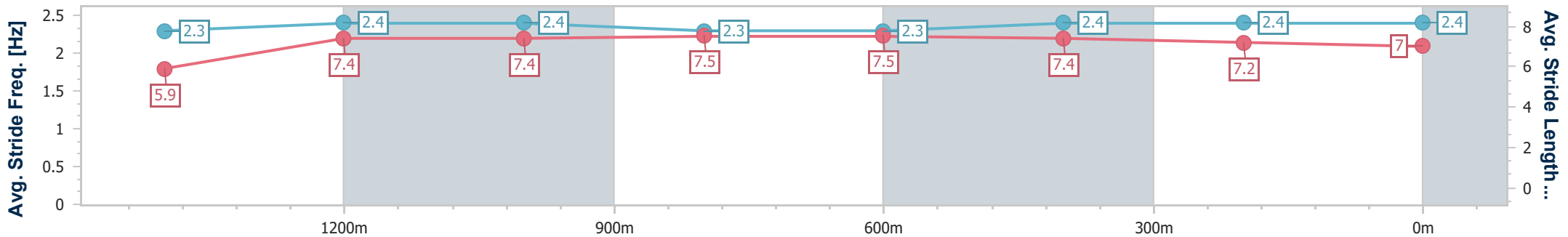
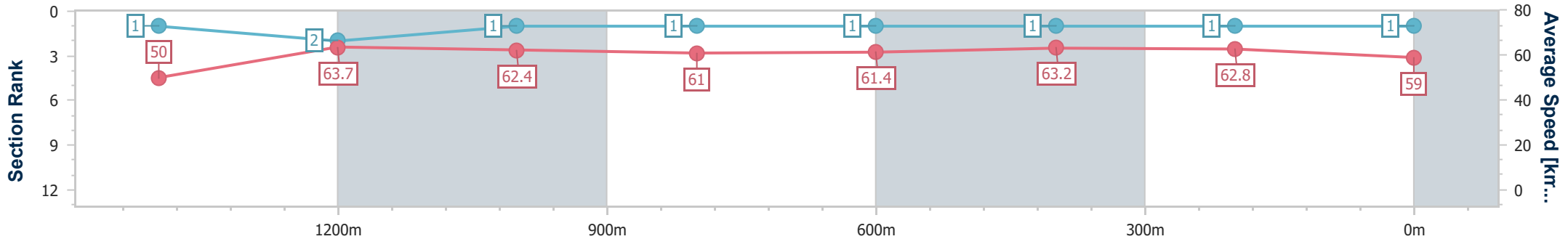


Townsville QLD Professional
 Race 1: NORSTATE MARKETING QLD PTY LTD RATINGS
 BAND 0 - 65 Handicap - 1609m
 20 July 2024 - 13:04



Track Rating: Soft 5, Weather: Fine, Rail Position: +3.5m Entire

| Section | Overall | 1400m | 1200m | 1000m | 800m | 600m | 400m | 200m |
|------------------------|--------------------------|--------------------------|--------------------------|--------------------------|--------------------------|--------------------------|--------------------------|--------------------------|
| Section Times | 1:36.78 [1] (0:15.21) | 1:21.57 [1] (0:11.36) | 1:10.21 [2] (0:11.52) | 0:58.69 [1] (0:11.76) | 0:46.93 [1] (0:11.73) | 0:35.20 [1] (0:11.49) | 0:23.71 [1] (0:11.50) | 0:12.21 [1] (0:12.21) |
| Average Speed [km/h] | 50.0 | 63.7 | 62.4 | 61.0 | 61.4 | 63.2 | 62.8 | 59.0 |
| Top Speed [km/h] | 63.9 | 64.6 | 63.4 | 61.5 | 62.0 | 65.7 | 64.6 | 61.0 |
| Avg. Dist. to Rail [m] | 5.9 | 0.8 | 0.4 | 0.9 | 0.7 | 1.7 | 1.4 | 2.1 |
| Avg. Stride Freq. [Hz] | 2.3 | 2.4 | 2.4 | 2.3 | 2.3 | 2.4 | 2.4 | 2.4 |
| Avg. Stride Length [m] | 5.9 | 7.4 | 7.4 | 7.5 | 7.5 | 7.4 | 7.2 | 7.0 |



- [] Ranking at each section and finish
- .-.- No data available at this section
- NA No data available



| | |
|--------------------------------|-----------------|
| Horse/Jockey Name | Medal |
| Final Rank | 2 |
| Fastest Section Time (Section) | 0:11.46 (1400m) |
| Top Speed [km/h] (Section) | 65.4 (600m) |
| Race State | Finished |



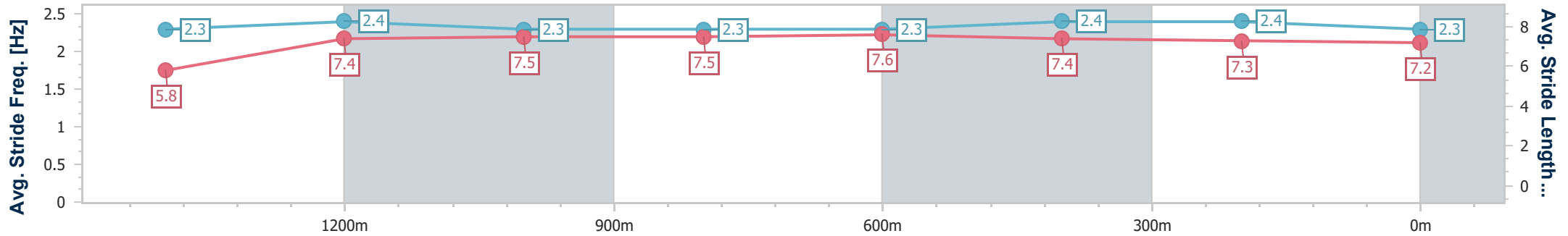
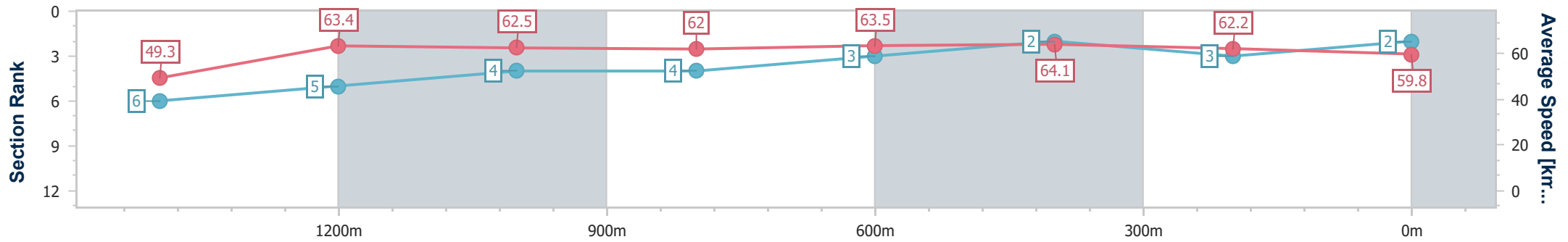
Townsville QLD Professional
Race 1: NORSTATE MARKETING QLD PTY LTD RATINGS
BAND 0 - 65 Handicap - 1609m



20 July 2024 - 13:04

Track Rating: Soft 5, Weather: Fine, Rail Position: +3.5m Entire

| Section | Overall | 1400m | 1200m | 1000m | 800m | 600m | 400m | 200m | | | | | |
|------------------------|--------------------------|--------------------------|--------------------------|--------------------------|--------------------------|--------------------------|--------------------------|--------------------------|--|--|--|--|--|
| Section Times | 1:36.82 [2] (0:15.46) | 1:21.36 [6] (0:11.46) | 1:09.90 [5] (0:11.54) | 0:58.36 [4] (0:11.67) | 0:46.69 [4] (0:11.48) | 0:35.21 [3] (0:11.46) | 0:23.75 [2] (0:11.70) | 0:12.05 [3] (0:12.05) | | | | | |
| Average Speed [km/h] | 49.3 | 63.4 | 62.5 | 62.0 | 63.5 | 64.1 | 62.2 | 59.8 | | | | | |
| Top Speed [km/h] | 61.9 | 64.3 | 63.6 | 62.9 | 64.8 | 65.4 | 63.5 | 62.2 | | | | | |
| Avg. Dist. to Rail [m] | 6.2 | 2.8 | 2.4 | 1.2 | 2.0 | 4.6 | 5.3 | 6.6 | | | | | |
| Avg. Stride Freq. [Hz] | 2.3 | 2.4 | 2.3 | 2.3 | 2.3 | 2.4 | 2.4 | 2.3 | | | | | |
| Avg. Stride Length [m] | 5.8 | 7.4 | 7.5 | 7.5 | 7.6 | 7.4 | 7.3 | 7.2 | | | | | |



- [] Ranking at each section and finish
- .-.- No data available at this section
- NA No data available



| | |
|--------------------------------|----------------|
| Horse/Jockey Name | Sir Maximus |
| Final Rank | 3 |
| Fastest Section Time (Section) | 0:11.29 (600m) |
| Top Speed [km/h] (Section) | 65.2 (600m) |
| Race State | Finished |



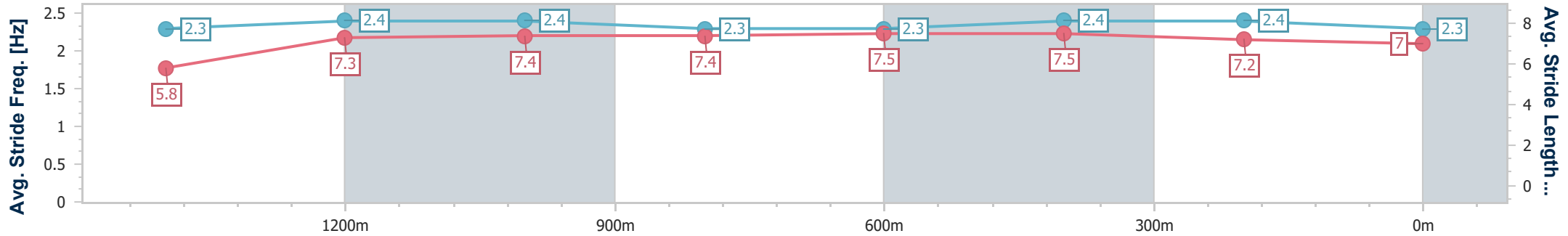
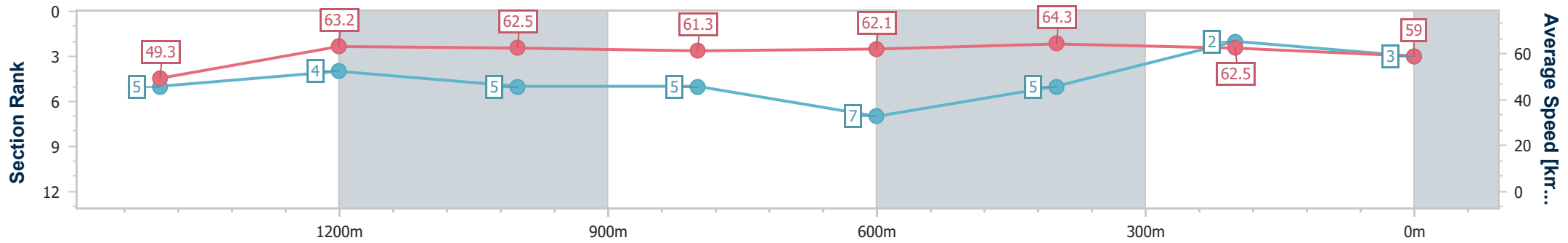
Townsville QLD Professional
 Race 1: NORSTATE MARKETING QLD PTY LTD RATINGS
 BAND 0 - 65 Handicap - 1609m



20 July 2024 - 13:04

Track Rating: Soft 5, Weather: Fine, Rail Position: +3.5m Entire

| Section | Overall | 1400m | 1200m | 1000m | 800m | 600m | 400m | 200m |
|------------------------|--------------------------|--------------------------|--------------------------|--------------------------|--------------------------|--------------------------|--------------------------|--------------------------|
| Section Times | 1:36.96 [3] (0:15.43) | 1:21.53 [5] (0:11.49) | 1:10.04 [4] (0:11.55) | 0:58.49 [5] (0:11.81) | 0:46.68 [5] (0:11.61) | 0:35.07 [7] (0:11.29) | 0:23.78 [5] (0:11.57) | 0:12.21 [2] (0:12.21) |
| Average Speed [km/h] | 49.3 | 63.2 | 62.5 | 61.3 | 62.1 | 64.3 | 62.5 | 59.0 |
| Top Speed [km/h] | 62.4 | 64.6 | 63.9 | 62.0 | 63.0 | 65.2 | 63.2 | 61.7 |
| Avg. Dist. to Rail [m] | 4.8 | 2.6 | 2.0 | 1.1 | 0.6 | 1.7 | 3.0 | 4.5 |
| Avg. Stride Freq. [Hz] | 2.3 | 2.4 | 2.4 | 2.3 | 2.3 | 2.4 | 2.4 | 2.3 |
| Avg. Stride Length [m] | 5.8 | 7.3 | 7.4 | 7.4 | 7.5 | 7.5 | 7.2 | 7.0 |



- [] Ranking at each section and finish
- .-.- No data available at this section
- NA No data available



| | |
|--------------------------------|----------------|
| Horse/Jockey Name | Valenki |
| Final Rank | 4 |
| Fastest Section Time (Section) | 0:11.46 (400m) |
| Top Speed [km/h] (Section) | 64.8 (600m) |
| Race State | Finished |

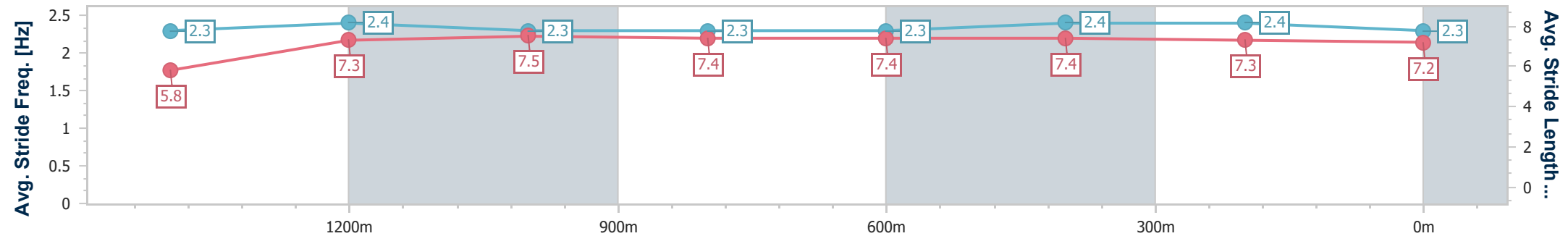
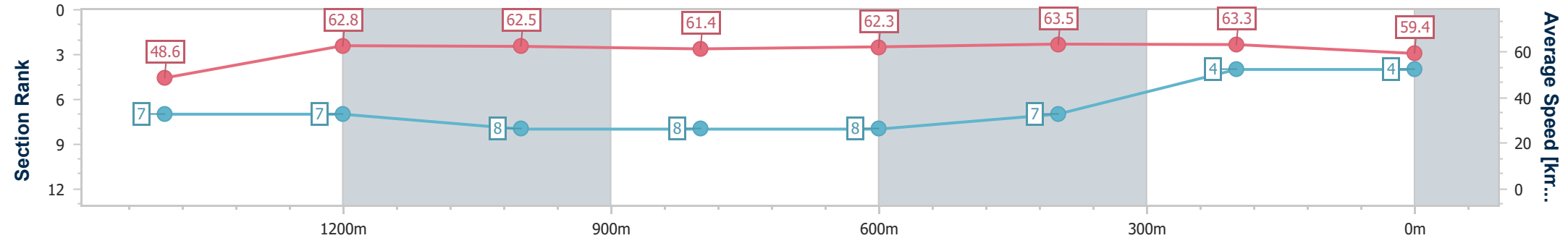


Townsville QLD Professional
 Race 1: NORSTATE MARKETING QLD PTY LTD RATINGS
 BAND 0 - 65 Handicap - 1609m
 20 July 2024 - 13:04



Track Rating: Soft 5, Weather: Fine, Rail Position: +3.5m Entire

| Section | Overall | 1400m | 1200m | 1000m | 800m | 600m | 400m | 200m |
|------------------------|--------------------------|--------------------------|--------------------------|--------------------------|--------------------------|--------------------------|--------------------------|--------------------------|
| Section Times | 1:37.06 [4] (0:15.66) | 1:21.40 [7] (0:11.48) | 1:09.92 [7] (0:11.52) | 0:58.40 [8] (0:11.75) | 0:46.65 [8] (0:11.58) | 0:35.07 [8] (0:11.48) | 0:23.59 [7] (0:11.46) | 0:12.13 [4] (0:12.13) |
| Average Speed [km/h] | 48.6 | 62.8 | 62.5 | 61.4 | 62.3 | 63.5 | 63.3 | 59.4 |
| Top Speed [km/h] | 62.3 | 64.3 | 63.3 | 62.3 | 63.8 | 64.8 | 64.7 | 62.5 |
| Avg. Dist. to Rail [m] | 5.8 | 0.9 | 0.8 | 0.4 | 0.5 | 2.5 | 3.2 | 3.8 |
| Avg. Stride Freq. [Hz] | 2.3 | 2.4 | 2.3 | 2.3 | 2.3 | 2.4 | 2.4 | 2.3 |
| Avg. Stride Length [m] | 5.8 | 7.3 | 7.5 | 7.4 | 7.4 | 7.4 | 7.3 | 7.2 |



- [] Ranking at each section and finish
- .-.- No data available at this section
- NA No data available



| | |
|--------------------------------|-----------------|
| Horse/Jockey Name | Zouhope |
| Final Rank | 5 |
| Fastest Section Time (Section) | 0:11.26 (1200m) |
| Top Speed [km/h] (Section) | 65.4 (600m) |
| Race State | Finished |

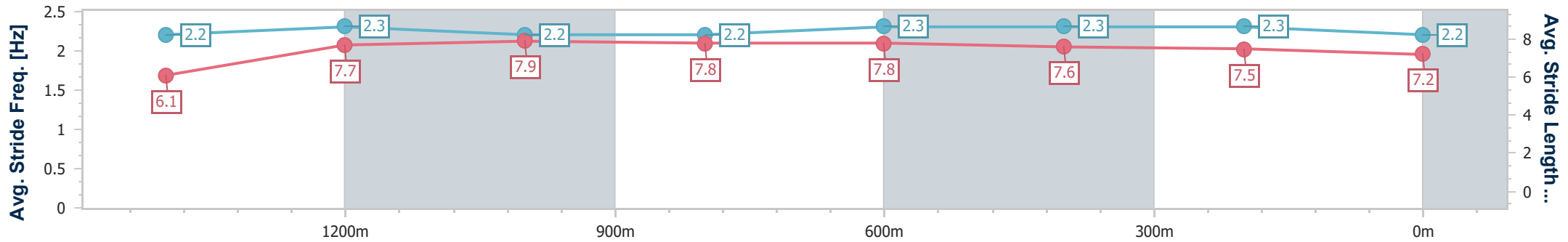
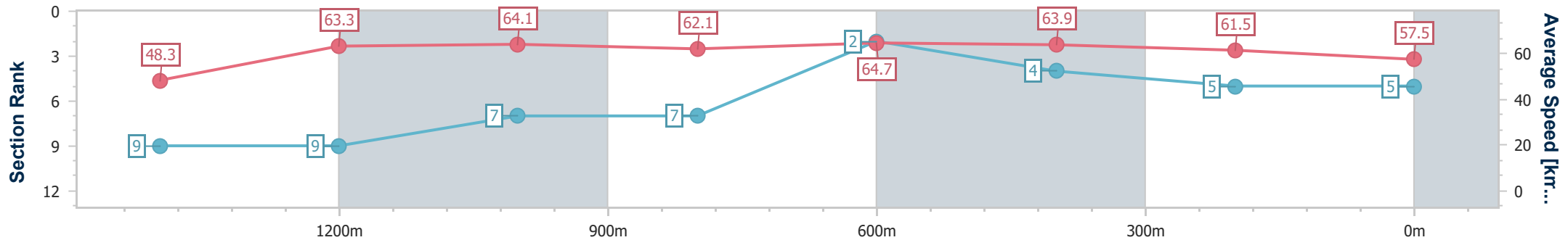


Townsville QLD Professional
 Race 1: NORSTATE MARKETING QLD PTY LTD RATINGS
 BAND 0 - 65 Handicap - 1609m
 20 July 2024 - 13:04



Track Rating: Soft 5, Weather: Fine, Rail Position: +3.5m Entire

| Section | Overall | 1400m | 1200m | 1000m | 800m | 600m | 400m | 200m |
|------------------------|--------------------------|--------------------------|--------------------------|--------------------------|--------------------------|--------------------------|--------------------------|--------------------------|
| Section Times | 1:37.54 [5] (0:15.91) | 1:21.63 [9] (0:11.47) | 1:10.16 [9] (0:11.26) | 0:58.90 [7] (0:11.69) | 0:47.21 [7] (0:11.27) | 0:35.94 [2] (0:11.56) | 0:24.38 [4] (0:11.84) | 0:12.54 [5] (0:12.54) |
| Average Speed [km/h] | 48.3 | 63.3 | 64.1 | 62.1 | 64.7 | 63.9 | 61.5 | 57.5 |
| Top Speed [km/h] | 62.5 | 64.5 | 64.6 | 64.0 | 65.4 | 65.4 | 62.3 | 59.9 |
| Avg. Dist. to Rail [m] | 9.7 | 2.8 | 2.6 | 1.6 | 2.8 | 5.4 | 6.0 | 7.0 |
| Avg. Stride Freq. [Hz] | 2.2 | 2.3 | 2.2 | 2.2 | 2.3 | 2.3 | 2.3 | 2.2 |
| Avg. Stride Length [m] | 6.1 | 7.7 | 7.9 | 7.8 | 7.8 | 7.6 | 7.5 | 7.2 |



- [] Ranking at each section and finish
- .-.- No data available at this section
- NA No data available



| | |
|--------------------------------|-----------------|
| Horse/Jockey Name | Edification |
| Final Rank | 6 |
| Fastest Section Time (Section) | 0:11.43 (1200m) |
| Top Speed [km/h] (Section) | 65.3 (600m) |
| Race State | Finished |

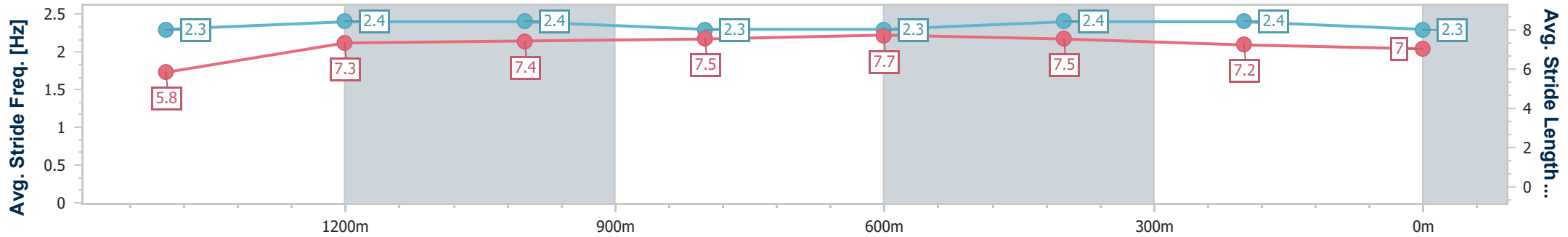
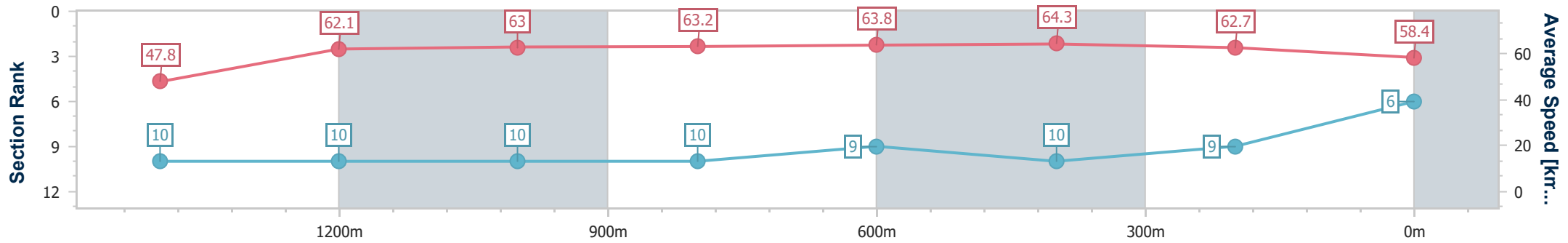


Townsville QLD Professional
 Race 1: NORSTATE MARKETING QLD PTY LTD RATINGS
 BAND 0 - 65 Handicap - 1609m
 20 July 2024 - 13:04



Track Rating: Soft 5, Weather: Fine, Rail Position: +3.5m Entire

| Section | Overall | 1400m | 1200m | 1000m | 800m | 600m | 400m | 200m |
|------------------------|--------------------------|---------------------------|---------------------------|---------------------------|---------------------------|--------------------------|---------------------------|--------------------------|
| Section Times | 1:37.61 [6] (0:16.01) | 1:21.60 [10] (0:11.64) | 1:09.96 [10] (0:11.43) | 0:58.53 [10] (0:11.52) | 0:47.01 [10] (0:11.57) | 0:35.44 [9] (0:11.50) | 0:23.94 [10] (0:11.61) | 0:12.33 [9] (0:12.33) |
| Average Speed [km/h] | 47.8 | 62.1 | 63.0 | 63.2 | 63.8 | 64.3 | 62.7 | 58.4 |
| Top Speed [km/h] | 62.2 | 64.3 | 64.3 | 64.6 | 64.6 | 65.3 | 64.0 | 61.5 |
| Avg. Dist. to Rail [m] | 9.0 | 1.6 | 1.2 | 2.0 | 5.3 | 5.6 | 6.1 | 8.7 |
| Avg. Stride Freq. [Hz] | 2.3 | 2.4 | 2.4 | 2.3 | 2.3 | 2.4 | 2.4 | 2.3 |
| Avg. Stride Length [m] | 5.8 | 7.3 | 7.4 | 7.5 | 7.7 | 7.5 | 7.2 | 7.0 |



- [] Ranking at each section and finish
- .-.- No data available at this section
- NA No data available



| | |
|--------------------------------|-----------------|
| Horse/Jockey Name | Vancouver Bay |
| Final Rank | 7 |
| Fastest Section Time (Section) | 0:11.28 (1400m) |
| Top Speed [km/h] (Section) | 65.4 (1400m) |
| Race State | Finished |

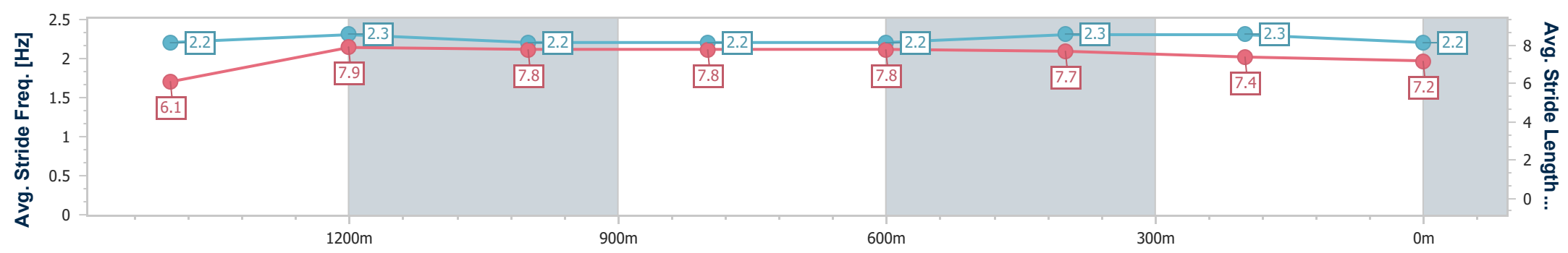
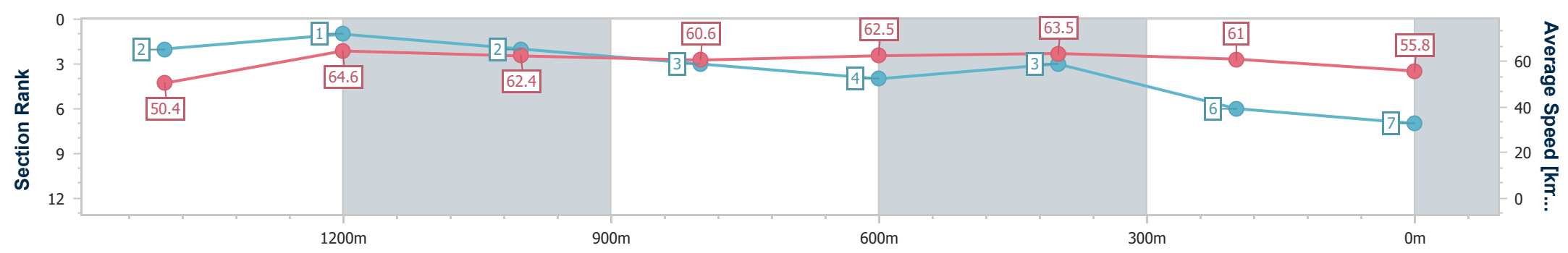


Townsville QLD Professional
 Race 1: NORSTATE MARKETING QLD PTY LTD RATINGS
 BAND 0 - 65 Handicap - 1609m
 20 July 2024 - 13:04



Track Rating: Soft 5, Weather: Fine, Rail Position: +3.5m Entire

| Section | Overall | 1400m | 1200m | 1000m | 800m | 600m | 400m | 200m |
|------------------------|--------------------------|--------------------------|--------------------------|--------------------------|--------------------------|--------------------------|--------------------------|--------------------------|
| Section Times | 1:37.93 [7] (0:15.26) | 1:22.67 [2] (0:11.28) | 1:11.39 [1] (0:11.56) | 0:59.83 [2] (0:11.95) | 0:47.88 [3] (0:11.61) | 0:36.27 [4] (0:11.49) | 0:24.78 [3] (0:11.87) | 0:12.91 [6] (0:12.91) |
| Average Speed [km/h] | 50.4 | 64.6 | 62.4 | 60.6 | 62.5 | 63.5 | 61.0 | 55.8 |
| Top Speed [km/h] | 64.3 | 65.4 | 63.5 | 61.9 | 63.2 | 64.4 | 62.0 | 59.7 |
| Avg. Dist. to Rail [m] | 9.1 | 4.0 | 2.1 | 1.3 | 1.4 | 2.8 | 3.7 | 5.3 |
| Avg. Stride Freq. [Hz] | 2.2 | 2.3 | 2.2 | 2.2 | 2.2 | 2.3 | 2.3 | 2.2 |
| Avg. Stride Length [m] | 6.1 | 7.9 | 7.8 | 7.8 | 7.8 | 7.7 | 7.4 | 7.2 |



- [] Ranking at each section and finish
- .-.- No data available at this section
- NA No data available



| | |
|--------------------------------|-----------------|
| Horse/Jockey Name | Devil's Inn |
| Final Rank | 8 |
| Fastest Section Time (Section) | 0:11.42 (1400m) |
| Top Speed [km/h] (Section) | 65.8 (600m) |
| Race State | Finished |



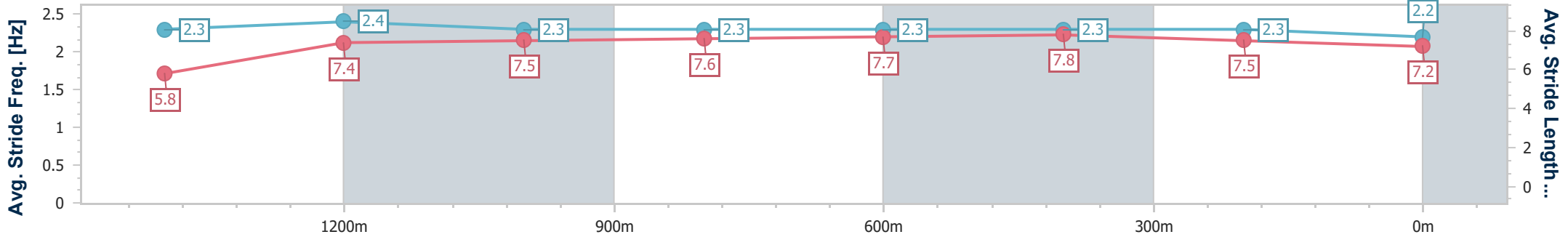
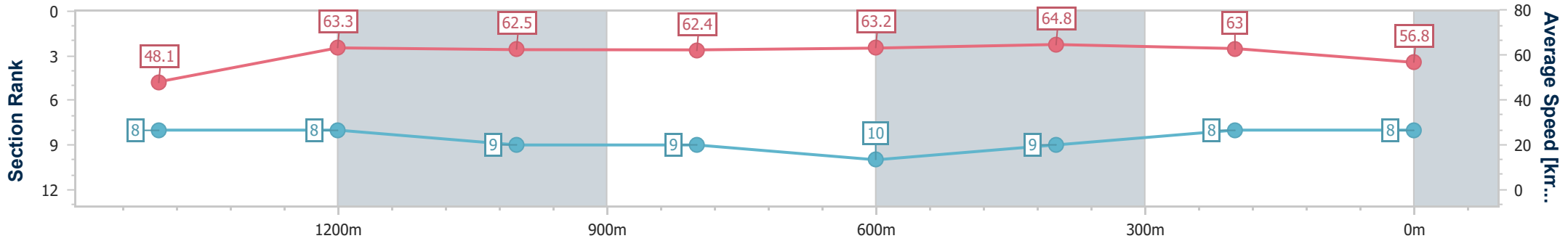
Townsville QLD Professional
 Race 1: NORSTATE MARKETING QLD PTY LTD RATINGS
 BAND 0 - 65 Handicap - 1609m



20 July 2024 - 13:04

Track Rating: Soft 5, Weather: Fine, Rail Position: +3.5m Entire

| Section | Overall | 1400m | 1200m | 1000m | 800m | 600m | 400m | 200m | | | | | |
|------------------------|--------------------------|--------------------------|--------------------------|--------------------------|--------------------------|---------------------------|--------------------------|--------------------------|--|--|--|--|--|
| Section Times | 1:37.95 [8] (0:15.90) | 1:22.05 [8] (0:11.42) | 1:10.63 [8] (0:11.56) | 0:59.07 [9] (0:11.69) | 0:47.38 [9] (0:11.64) | 0:35.74 [10] (0:11.45) | 0:24.29 [9] (0:11.62) | 0:12.67 [8] (0:12.67) | | | | | |
| Average Speed [km/h] | 48.1 | 63.3 | 62.5 | 62.4 | 63.2 | 64.8 | 63.0 | 56.8 | | | | | |
| Top Speed [km/h] | 60.7 | 64.8 | 64.4 | 63.1 | 65.5 | 65.8 | 63.9 | 61.3 | | | | | |
| Avg. Dist. to Rail [m] | 7.6 | 2.3 | 2.7 | 2.6 | 4.5 | 6.2 | 9.3 | 11.5 | | | | | |
| Avg. Stride Freq. [Hz] | 2.3 | 2.4 | 2.3 | 2.3 | 2.3 | 2.3 | 2.3 | 2.2 | | | | | |
| Avg. Stride Length [m] | 5.8 | 7.4 | 7.5 | 7.6 | 7.7 | 7.8 | 7.5 | 7.2 | | | | | |



- [] Ranking at each section and finish
- .-.- No data available at this section
- NA No data available



| | |
|--------------------------------|-----------------|
| Horse/Jockey Name | The Sherpa |
| Final Rank | 9 |
| Fastest Section Time (Section) | 0:11.51 (1400m) |
| Top Speed [km/h] (Section) | 64.9 (1400m) |
| Race State | Finished |

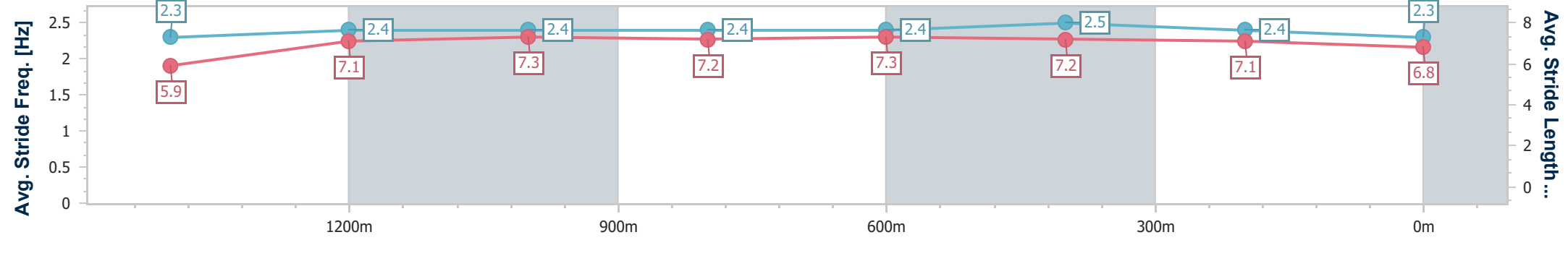
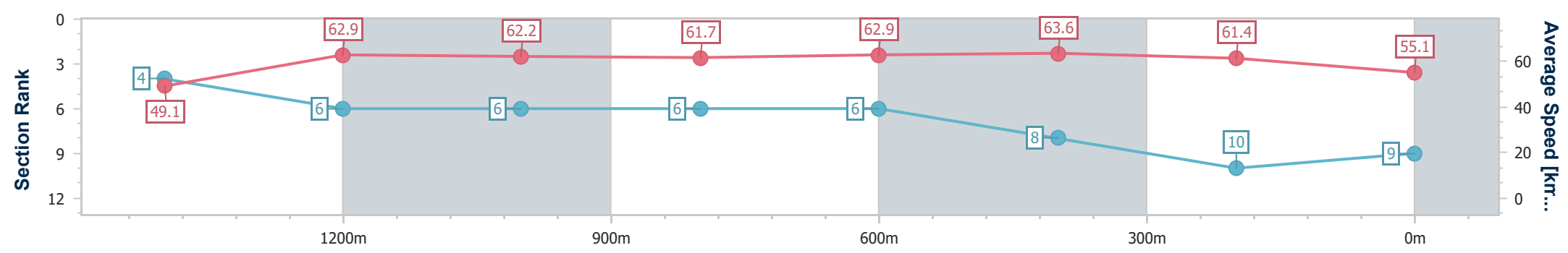


Townsville QLD Professional
 Race 1: NORSTATE MARKETING QLD PTY LTD RATINGS
 BAND 0 - 65 Handicap - 1609m
 20 July 2024 - 13:04



Track Rating: Soft 5, Weather: Fine, Rail Position: +3.5m Entire

| Section | Overall | 1400m | 1200m | 1000m | 800m | 600m | 400m | 200m |
|------------------------|--------------------------|--------------------------|--------------------------|--------------------------|--------------------------|--------------------------|--------------------------|---------------------------|
| Section Times | 1:38.39 [9] (0:15.42) | 1:22.97 [4] (0:11.51) | 1:11.46 [6] (0:11.62) | 0:59.84 [6] (0:11.75) | 0:48.09 [6] (0:11.57) | 0:36.52 [6] (0:11.60) | 0:24.92 [8] (0:11.84) | 0:13.08 [10] (0:13.08) |
| Average Speed [km/h] | 49.1 | 62.9 | 62.2 | 61.7 | 62.9 | 63.6 | 61.4 | 55.1 |
| Top Speed [km/h] | 63.3 | 64.9 | 64.1 | 62.7 | 63.9 | 64.6 | 62.9 | 59.7 |
| Avg. Dist. to Rail [m] | 3.9 | 1.8 | 1.8 | 1.5 | 2.4 | 4.7 | 6.1 | 7.1 |
| Avg. Stride Freq. [Hz] | 2.3 | 2.4 | 2.4 | 2.4 | 2.4 | 2.5 | 2.4 | 2.3 |
| Avg. Stride Length [m] | 5.9 | 7.1 | 7.3 | 7.2 | 7.3 | 7.2 | 7.1 | 6.8 |



- [] Ranking at each section and finish
- .-.- No data available at this section
- NA No data available



| | |
|--------------------------------|-----------------|
| Horse/Jockey Name | King Samuel |
| Final Rank | 10 |
| Fastest Section Time (Section) | 0:11.47 (1400m) |
| Top Speed [km/h] (Section) | 64.8 (1400m) |
| Race State | Finished |

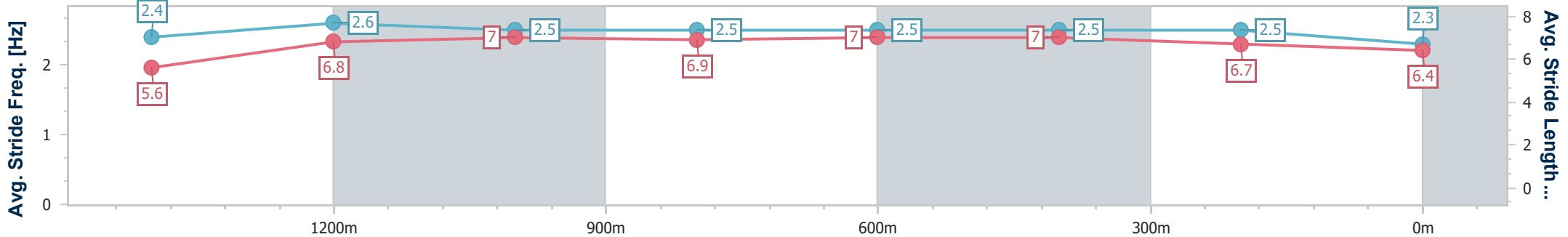
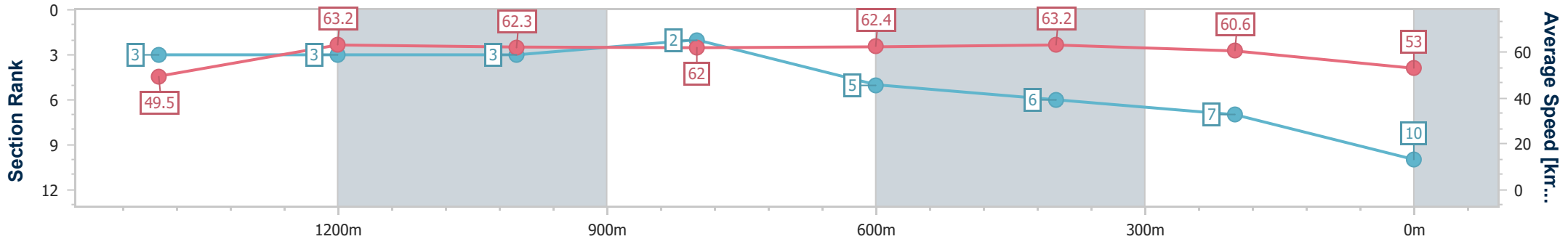


Townsville QLD Professional
 Race 1: NORSTATE MARKETING QLD PTY LTD RATINGS
 BAND 0 - 65 Handicap - 1609m
 20 July 2024 - 13:04



Track Rating: Soft 5, Weather: Fine, Rail Position: +3.5m Entire

| Section | Overall | 1400m | 1200m | 1000m | 800m | 600m | 400m | 200m |
|------------------------|---------------------------|--------------------------|--------------------------|--------------------------|--------------------------|--------------------------|--------------------------|--------------------------|
| Section Times | 1:38.82 [10] (0:15.36) | 1:23.46 [3] (0:11.47) | 1:11.99 [3] (0:11.57) | 1:00.42 [3] (0:11.59) | 0:48.83 [2] (0:11.68) | 0:37.15 [5] (0:11.60) | 0:25.55 [6] (0:11.97) | 0:13.58 [7] (0:13.58) |
| Average Speed [km/h] | 49.5 | 63.2 | 62.3 | 62.0 | 62.4 | 63.2 | 60.6 | 53.0 |
| Top Speed [km/h] | 64.3 | 64.8 | 63.0 | 62.9 | 64.0 | 64.2 | 61.6 | 59.1 |
| Avg. Dist. to Rail [m] | 5.5 | 2.0 | 2.0 | 0.9 | 2.4 | 3.9 | 4.3 | 4.6 |
| Avg. Stride Freq. [Hz] | 2.4 | 2.6 | 2.5 | 2.5 | 2.5 | 2.5 | 2.5 | 2.3 |
| Avg. Stride Length [m] | 5.6 | 6.8 | 7.0 | 6.9 | 7.0 | 7.0 | 6.7 | 6.4 |



- [] Ranking at each section and finish
- .-.- No data available at this section
- NA No data available