



# Eagle Farm QLD Professional

## Race 2: THE GIBSON BENCHMARK 78 Handicap - 2200m

20 July 2024 - 12:34



BRISBANE  
RACING CLUB

Track Rating: Good 4, Weather: Fine, Rail Position: +0.5m Entire

Section														
Field Times	Overall	2000m	1800m	1600m	1400m	1200m	1000m	Last 600m						
	2:18.28 (0:14.95)	2:03.33 (0:12.61)	1:50.72 (0:12.83)	1:37.89 (0:11.98)	1:25.91 (0:11.92)	1:13.99 (0:11.86)	1:02.13 (0:11.99)	0:38.08						
Rank	TAB	Horse/Jockey	Barrier	Top Speed [km/h]	Fastest Section									Distance Travelled [m]
1	6	COUP DE TONNERRE Cody Collis	10	62.8 1600m	0:11.87 1600m	2:18.28 [1] (0:15.70)	2:02.58 [7] (0:12.61)	1:49.97 [8] (0:12.45)	1:37.52 [5] (0:11.87)	1:25.65 [3] (0:11.96)	1:13.69 [3] (0:12.11)	1:01.58 [4] (0:11.97)	0:37.46	
2	1	TAPILDOODLEDO Justin Huxtable	2	62.8 1000m	0:11.84 1000m	2:18.37 [2] (0:15.30)	2:03.07 [3] (0:12.75)	1:50.32 [4] (0:13.16)	1:37.16 [6] (0:11.98)	1:25.18 [7] (0:12.03)	1:13.15 [7] (0:12.10)	1:01.05 [7] (0:11.84)	0:37.34	-4
3	8	TOP BOY Emily Lang	1	62.0 1000m	0:11.88 1000m	2:18.52 [3] (0:14.95)	2:03.57 [1] (0:12.61)	1:50.96 [1] (0:12.83)	1:38.13 [1] (0:12.00)	1:26.13 [2] (0:12.11)	1:14.02 [2] (0:11.92)	1:02.10 [2] (0:11.88)	0:38.32	-6
4	10	TWO SMOKIN BARRELS Tahlia Fenlon	7	61.8 1600m	0:12.06 1600m	2:18.61 [4] (0:15.06)	2:03.55 [2] (0:12.68)	1:50.87 [2] (0:12.95)	1:37.92 [3] (0:12.06)	1:25.86 [5] (0:12.09)	1:13.77 [5] (0:12.06)	1:01.71 [5] (0:12.13)	0:37.47	-3
5	4	TAPPY'S LAD Trudy Thornton	6	63.1 1400m	0:11.94 1400m	2:18.87 [5] (0:15.38)	2:03.49 [5] (0:12.85)	1:50.64 [7] (0:13.09)	1:37.55 [8] (0:12.11)	1:25.44 [8] (0:11.94)	1:13.50 [8] (0:12.01)	1:01.49 [8] (0:12.05)	0:37.43	+0
6	7	INTUITU Damien Thornton	9	64.0 800m	0:11.73 800m	2:19.58 [6] (0:15.96)	2:03.62 [10] (0:12.55)	1:51.07 [9] (0:13.07)	1:38.00 [10] (0:12.17)	1:25.83 [10] (0:11.90)	1:13.93 [10] (0:12.01)	1:01.92 [10] (0:11.93)	0:38.26	+4
7	9	LIKEABEEL Robbie Dolan	8	62.3 1600m	0:11.95 1000m	2:19.93 [7] (0:15.93)	2:04.00 [9] (0:12.60)	1:51.40 [10] (0:12.98)	1:38.42 [9] (0:12.10)	1:26.32 [9] (0:11.96)	1:14.36 [9] (0:11.99)	1:02.37 [9] (0:11.95)	0:38.47	-7
8	2	SOUTHERN STOCK Kyle Wilson-Taylor	3	61.7 1200m	0:11.86 1200m	2:19.99 [8] (0:15.79)	2:04.20 [8] (0:12.34)	1:51.86 [5] (0:12.28)	1:39.58 [2] (0:11.96)	1:27.62 [1] (0:11.92)	1:15.70 [1] (0:11.86)	1:03.84 [1] (0:11.99)	0:39.69	+4
9	5	LATELY Boris Thornton	5	61.7 1600m	0:11.93 1600m	2:20.38 [9] (0:15.54)	2:04.84 [6] (0:12.66)	1:52.18 [6] (0:13.01)	1:39.17 [6] (0:11.93)	1:27.24 [6] (0:12.01)	1:15.23 [6] (0:12.04)	1:03.19 [6] (0:11.95)	0:39.07	-10
10	11	BECKFORD Cejay Graham	11	62.6 1600m	0:11.88 1400m	2:21.63 [10] (0:16.07)	2:05.56 [11] (0:12.87)	1:52.69 [11] (0:13.12)	1:39.57 [11] (0:12.11)	1:27.46 [11] (0:11.88)	1:15.58 [11] (0:11.92)	1:03.66 [11] (0:11.88)	0:39.64	-2



# Eagle Farm QLD Professional

## Race 2: THE GIBSON BENCHMARK 78 Handicap - 2200m

20 July 2024 - 12:34



BRISBANE  
RACING CLUB

Track Rating: Good 4, Weather: Fine, Rail Position: +0.5m Entire

Section	Overall	2000m	1800m	1600m	1400m	1200m	1000m	Last 600m
Field Times	2:18.28 (0:14.95)	2:03.33 (0:12.61)	1:50.72 (0:12.83)	1:37.89 (0:11.98)	1:25.91 (0:11.92)	1:13.99 (0:11.86)	1:02.13 (0:11.99)	0:38.08

Rank	TAB	Horse/Jockey	Barrier	Top Speed [km/h]	Fastest Section	Overall	2000m	1800m	1600m	1400m	1200m	1000m	Last 600m	Distance Travelled [m]
11	3	FIFTH POSITION	4	62.4	0:11.82	2:22.04 [11]	2:06.71 [4]	1:54.05 [3]	1:41.28 [4]	1:29.37 [4]	1:17.30 [4]	1:05.48 [3]	0:41.14	-6
		James Orman		1200m	1200m	(0:15.33)	(0:12.66)	(0:12.77)	(0:11.91)	(0:12.07)	(0:11.82)	(0:12.07)		

[ ] Ranking at each section and finish  
 -:-:- No data available at this section  
 NA No data available

SCN Saddle cloth number  
 DNF Did not finish  
 DNT Did not track



# Eagle Farm QLD Professional

## Race 2: THE GIBSON BENCHMARK 78 Handicap - 2200m

20 July 2024 - 12:34



BRISBANE  
RACING CLUB

Track Rating: Good 4, Weather: Fine, Rail Position: +0.5m Entire

Section						800m	600m	400m	200m	Last 600m	
Field Times						0:50.14 (0:12.06)	0:38.08 (0:12.53)	0:25.55 (0:12.55)	0:13.00 (0:13.00)	0:38.08	
Rank	TAB Horse/Jockey	Barrier	Top Speed [km/h]	Fastest Section					Margin	Distance Travelled [m]	
1	6 COUP DE TONNERRE Cody Collis	10	62.8 1600m	0:11.87 1600m	0:49.61 [4] (0:12.15)	0:37.46 [3] (0:12.32)	0:25.14 [4] (0:12.31)	0:12.83 [3] (0:12.83)	2:18.28	0:37.46	
2	1 TAPILDOODLEDO Justin Huxtable	2	62.8 1000m	0:11.84 1000m	0:49.21 [7] (0:11.87)	0:37.34 [5] (0:12.00)	0:25.34 [2] (0:12.25)	0:13.09 [1] (0:13.09)	0.51L	0:37.34 -4	
3	8 TOP BOY Emily Lang	1	62.0 1000m	0:11.88 1000m	0:50.22 [2] (0:11.90)	0:38.32 [1] (0:12.53)	0:25.79 [1] (0:12.67)	0:13.12 [2] (0:13.12)	1.41L	0:38.32 -6	
4	10 TWO SMOKIN BARRELS Tahlia Fenlon	7	61.8 1600m	0:12.06 1600m	0:49.58 [5] (0:12.11)	0:37.47 [6] (0:12.30)	0:25.17 [6] (0:12.37)	0:12.80 [4] (0:12.80)	1.95L	0:37.47 -3	
5	4 TAPPY'S LAD Trudy Thornton	6	63.1 1400m	0:11.94 1400m	0:49.44 [8] (0:12.01)	0:37.43 [9] (0:12.19)	0:25.24 [8] (0:12.29)	0:12.95 [6] (0:12.95)	3.49L	0:37.43 +0	
6	7 INTUITU Damien Thornton	9	64.0 800m	0:11.73 800m	0:49.99 [10] (0:11.73)	0:38.26 [8] (0:11.91)	0:26.35 [5] (0:12.59)	0:13.76 [5] (0:13.76)	7.62L	0:38.26 +4	
7	9 LIKEABEEL Robbie Dolan	8	62.3 1600m	0:11.95 1000m	0:50.42 [9] (0:11.95)	0:38.47 [10] (0:12.39)	0:26.08 [10] (0:12.73)	0:13.35 [9] (0:13.35)	9.7L	0:38.47 -7	
8	2 SOUTHERN STOCK Kyle Wilson-Taylor	3	61.7 1200m	0:11.86 1200m	0:51.85 [1] (0:12.16)	0:39.69 [2] (0:12.76)	0:26.93 [3] (0:13.05)	0:13.88 [7] (0:13.88)	10.06L	0:39.69 +4	
9	5 LATELY Boris Thornton	5	61.7 1600m	0:11.93 1600m	0:51.24 [6] (0:12.17)	0:39.07 [7] (0:12.40)	0:26.67 [9] (0:12.64)	0:14.03 [8] (0:14.03)	12.32L	0:39.07 -10	
10	11 BECKFORD Cejay Graham	11	62.6 1600m	0:11.88 1400m	0:51.78 [11] (0:12.14)	0:39.64 [11] (0:12.32)	0:27.32 [11] (0:12.78)	0:14.54 [11] (0:14.54)	19.68L	0:39.64 -2	



# Eagle Farm QLD Professional

## Race 2: THE GIBSON BENCHMARK 78 Handicap - 2200m

20 July 2024 - 12:34



BRISBANE  
RACING CLUB

Track Rating: Good 4, Weather: Fine, Rail Position: +0.5m Entire

Section	800m	600m	400m	200m	Last 600m
Field Times	0:50.14 (0:12.06)	0:38.08 (0:12.53)	0:25.55 (0:12.55)	0:13.00 (0:13.00)	0:38.08

Rank	TAB	Horse/Jockey	Barrier	Top Speed [km/h]	Fastest Section	Margin	Distance Travelled [m]
11	3	FIFTH POSITION	4	62.4	0:11.82	22.12L	-6
		James Orman		1200m	1200m		
					0:53.41 [3] (0:12.27)	0:41.14 [4] (0:12.64)	
					0:28.50 [7] (0:13.24)	0:15.26 [10] (0:15.26)	

[ ] Ranking at each section and finish  
 -:-:- No data available at this section  
 NA No data available

SCN Saddle cloth number  
 DNF Did not finish  
 DNT Did not track



Horse/Jockey Name	Coup De Tonnerre
Final Rank	1
Fastest Section Time (Section)	0:11.87 (1600m)
Top Speed [km/h] (Section)	62.8 (1600m)
Race State	Finished



### Eagle Farm QLD Professional

Race 2: THE GIBSON BENCHMARK 78 Handicap - 2200m

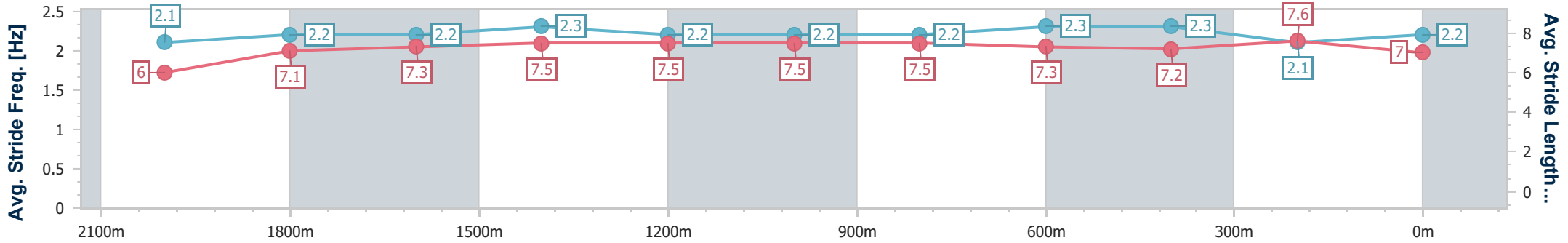
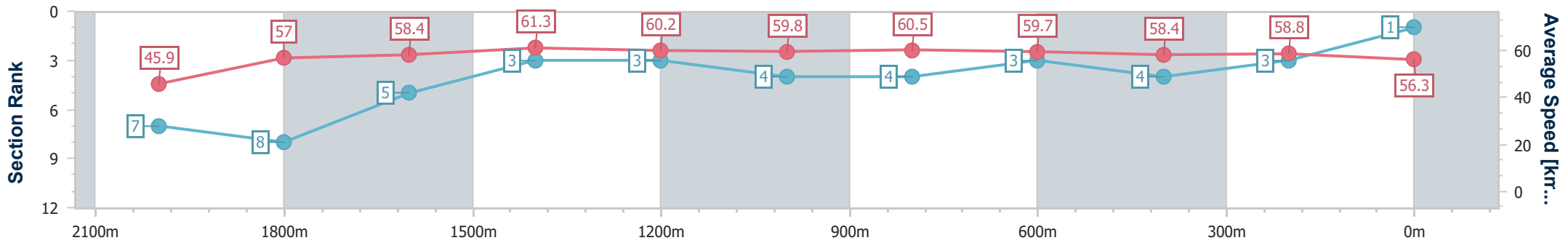
20 July 2024 - 12:34

Track Rating: Good 4, Weather: Fine, Rail Position: +0.5m Entire



BRISBANE RACING CLUB

Section	Overall	2000m	1800m	1600m	1400m	1200m	1000m	800m	600m	400m	200m
Section Times	2:18.28 [1] (0:15.70)	2:02.58 [7] (0:12.61)	1:49.97 [8] (0:12.45)	1:37.52 [5] (0:11.87)	1:25.65 [3] (0:11.96)	1:13.69 [3] (0:12.11)	1:01.58 [4] (0:11.97)	0:49.61 [4] (0:12.15)	0:37.46 [3] (0:12.32)	0:25.14 [4] (0:12.31)	0:12.83 [3] (0:12.83)
Average Speed [km/h]	45.9	57.0	58.4	61.3	60.2	59.8	60.5	59.7	58.4	58.8	56.3
Top Speed [km/h]	56.9	58.1	60.7	62.8	61.2	60.9	61.4	60.6	59.1	59.6	57.9
Avg. Dist. to Rail [m]	5.3	0.8	1.6	3.1	2.7	2.9	1.5	1.8	0.5	5.0	7.1
Avg. Stride Freq. [Hz]	2.1	2.2	2.2	2.3	2.2	2.2	2.2	2.3	2.3	2.1	2.2
Avg. Stride Length [m]	6.0	7.1	7.3	7.5	7.5	7.5	7.5	7.3	7.2	7.6	7.0



- [ ] Ranking at each section and finish
- .-.- No data available at this section
- NA No data available



Horse/Jockey Name	Tapildoodledo
Final Rank	2
Fastest Section Time (Section)	0:11.84 (1000m)
Top Speed [km/h] (Section)	62.8 (1000m)
Race State	Finished



Eagle Farm QLD Professional

Race 2: THE GIBSON BENCHMARK 78 Handicap - 2200m

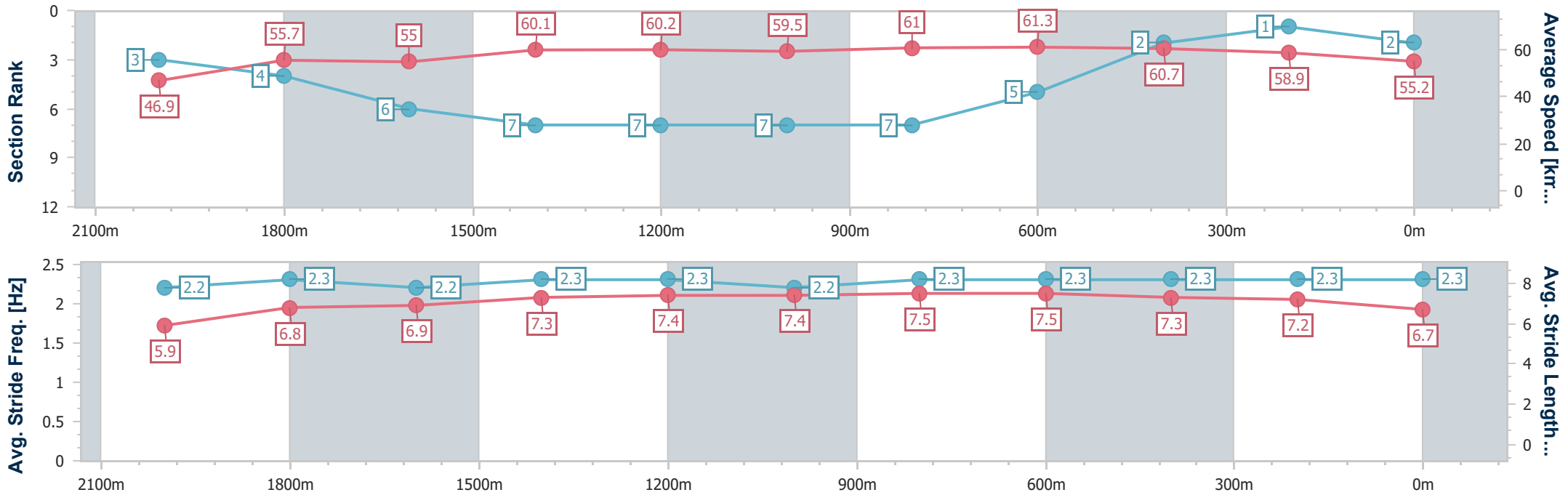
20 July 2024 - 12:34

Track Rating: Good 4, Weather: Fine, Rail Position: +0.5m Entire



BRISBANE RACING CLUB

Section	Overall	2000m	1800m	1600m	1400m	1200m	1000m	800m	600m	400m	200m
Section Times	2:18.37 [2] (0:15.30)	2:03.07 [3] (0:12.75)	1:50.32 [4] (0:13.16)	1:37.16 [6] (0:11.98)	1:25.18 [7] (0:12.03)	1:13.15 [7] (0:12.10)	1:01.05 [7] (0:11.84)	0:49.21 [7] (0:11.87)	0:37.34 [5] (0:12.00)	0:25.34 [2] (0:12.25)	0:13.09 [1] (0:13.09)
Average Speed [km/h]	46.9	55.7	55.0	60.1	60.2	59.5	61.0	61.3	60.7	58.9	55.2
Top Speed [km/h]	58.3	57.7	57.8	61.2	60.9	60.1	62.8	62.7	61.7	60.9	57.0
Avg. Dist. to Rail [m]	3.1	2.2	1.0	0.7	1.4	1.8	1.0	2.5	2.1	5.2	6.6
Avg. Stride Freq. [Hz]	2.2	2.3	2.2	2.3	2.3	2.2	2.3	2.3	2.3	2.3	2.3
Avg. Stride Length [m]	5.9	6.8	6.9	7.3	7.4	7.4	7.5	7.5	7.3	7.2	6.7



- [ ] Ranking at each section and finish
- .-.- No data available at this section
- NA No data available



Horse/Jockey Name	Top Boy
Final Rank	3
Fastest Section Time (Section)	0:11.88 (1000m)
Top Speed [km/h] (Section)	62.0 (1000m)
Race State	Finished



### Eagle Farm QLD Professional

Race 2: THE GIBSON BENCHMARK 78 Handicap - 2200m

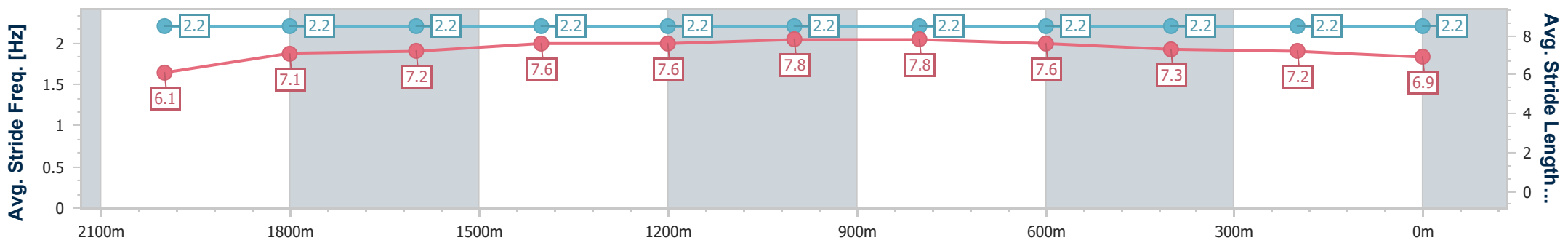
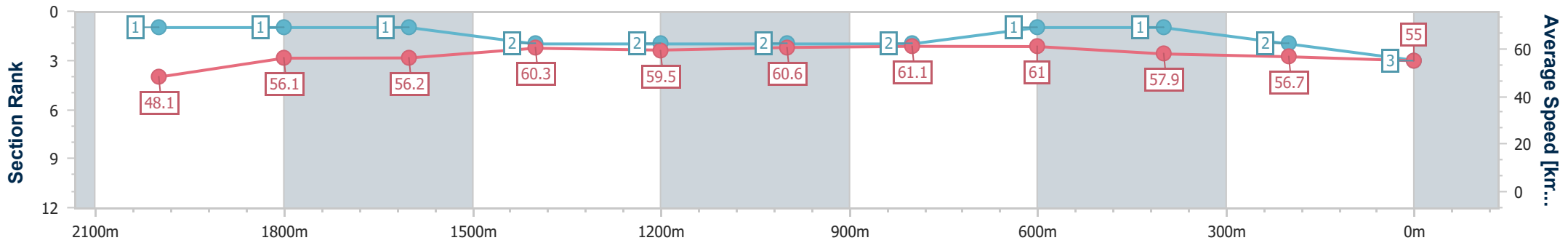
20 July 2024 - 12:34

Track Rating: Good 4, Weather: Fine, Rail Position: +0.5m Entire



BRISBANE RACING CLUB

Section	Overall	2000m	1800m	1600m	1400m	1200m	1000m	800m	600m	400m	200m
Section Times	2:18.52 [3] (0:14.95)	2:03.57 [1] (0:12.61)	1:50.96 [1] (0:12.83)	1:38.13 [1] (0:12.00)	1:26.13 [2] (0:12.11)	1:14.02 [2] (0:11.92)	1:02.10 [2] (0:11.88)	0:50.22 [2] (0:11.90)	0:38.32 [1] (0:12.53)	0:25.79 [1] (0:12.67)	0:13.12 [2] (0:13.12)
Average Speed [km/h]	48.1	56.1	56.2	60.3	59.5	60.6	61.1	61.0	57.9	56.7	55.0
Top Speed [km/h]	59.1	58.3	59.2	60.9	60.4	61.3	62.0	61.5	60.1	57.9	56.3
Avg. Dist. to Rail [m]	2.5	2.8	1.0	1.7	2.2	3.3	1.5	1.8	1.2	3.2	4.1
Avg. Stride Freq. [Hz]	2.2	2.2	2.2	2.2	2.2	2.2	2.2	2.2	2.2	2.2	2.2
Avg. Stride Length [m]	6.1	7.1	7.2	7.6	7.6	7.8	7.8	7.6	7.3	7.2	6.9



- [ ] Ranking at each section and finish
- .-.- No data available at this section
- NA No data available



Horse/Jockey Name	Two Smokin Barrels
Final Rank	4
Fastest Section Time (Section)	0:12.06 (1600m)
Top Speed [km/h] (Section)	61.8 (1600m)
Race State	Finished



Eagle Farm QLD Professional

Race 2: THE GIBSON BENCHMARK 78 Handicap - 2200m

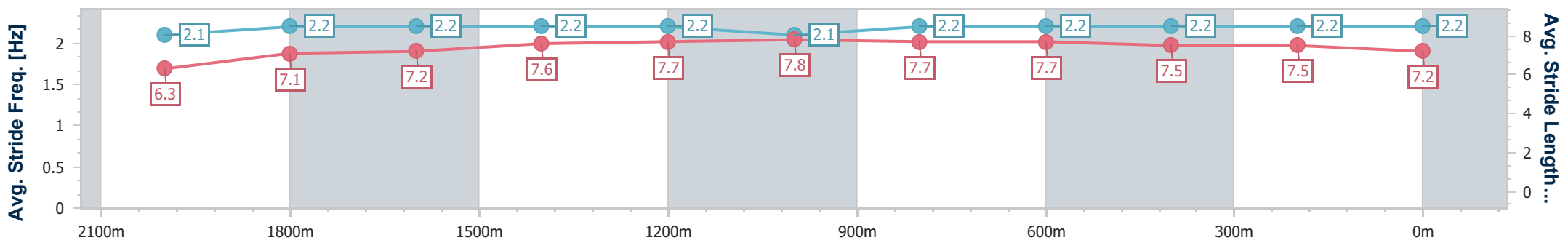
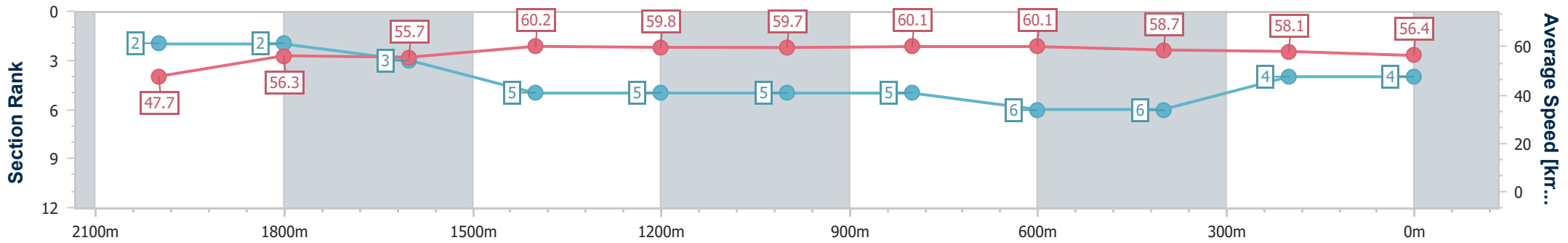
20 July 2024 - 12:34

Track Rating: Good 4, Weather: Fine, Rail Position: +0.5m Entire



BRISBANE RACING CLUB

Section	Overall	2000m	1800m	1600m	1400m	1200m	1000m	800m	600m	400m	200m
Section Times	2:18.61 [4] (0:15.06)	2:03.55 [2] (0:12.68)	1:50.87 [2] (0:12.95)	1:37.92 [3] (0:12.06)	1:25.86 [5] (0:12.09)	1:13.77 [5] (0:12.06)	1:01.71 [5] (0:12.13)	0:49.58 [5] (0:12.11)	0:37.47 [6] (0:12.30)	0:25.17 [6] (0:12.37)	0:12.80 [4] (0:12.80)
Average Speed [km/h]	47.7	56.3	55.7	60.2	59.8	59.7	60.1	60.1	58.7	58.1	56.4
Top Speed [km/h]	59.3	57.2	58.0	61.8	60.4	61.4	61.2	61.3	59.4	59.2	57.8
Avg. Dist. to Rail [m]	3.8	1.9	0.7	2.7	3.2	3.7	2.6	1.5	0.7	2.8	1.7
Avg. Stride Freq. [Hz]	2.1	2.2	2.2	2.2	2.2	2.1	2.2	2.2	2.2	2.2	2.2
Avg. Stride Length [m]	6.3	7.1	7.2	7.6	7.7	7.8	7.7	7.7	7.5	7.5	7.2



- [ ] Ranking at each section and finish
- .-.- No data available at this section
- NA No data available





Horse/Jockey Name	Tappy's Lad
Final Rank	5
Fastest Section Time (Section)	0:11.94 (1400m)
Top Speed [km/h] (Section)	63.1 (1400m)
Race State	Finished



### Eagle Farm QLD Professional

Race 2: THE GIBSON BENCHMARK 78 Handicap - 2200m

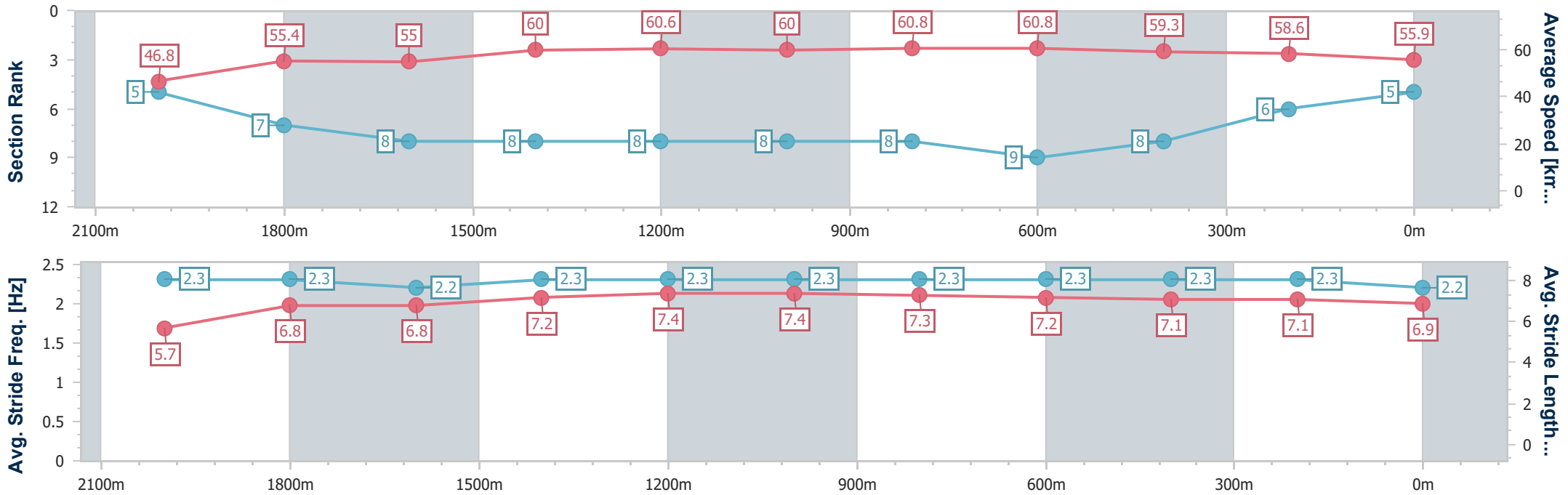
20 July 2024 - 12:34

Track Rating: Good 4, Weather: Fine, Rail Position: +0.5m Entire



BRISBANE RACING CLUB

Section	Overall	2000m	1800m	1600m	1400m	1200m	1000m	800m	600m	400m	200m
Section Times	2:18.87 [5] (0:15.38)	2:03.49 [5] (0:12.85)	1:50.64 [7] (0:13.09)	1:37.55 [8] (0:12.11)	1:25.44 [8] (0:11.94)	1:13.50 [8] (0:12.01)	1:01.49 [8] (0:12.05)	0:49.44 [8] (0:12.01)	0:37.43 [9] (0:12.19)	0:25.24 [8] (0:12.29)	0:12.95 [6] (0:12.95)
Average Speed [km/h]	46.8	55.4	55.0	60.0	60.6	60.0	60.8	60.8	59.3	58.6	55.9
Top Speed [km/h]	57.4	56.4	56.2	63.0	63.1	61.2	62.3	62.1	60.7	59.5	57.7
Avg. Dist. to Rail [m]	2.6	2.2	0.9	2.8	3.2	3.6	3.2	2.5	1.4	5.3	6.3
Avg. Stride Freq. [Hz]	2.3	2.3	2.2	2.3	2.3	2.3	2.3	2.3	2.3	2.3	2.2
Avg. Stride Length [m]	5.7	6.8	6.8	7.2	7.4	7.4	7.3	7.2	7.1	7.1	6.9



- [ ] Ranking at each section and finish
- .-.- No data available at this section
- NA No data available



Horse/Jockey Name	Intuitu
Final Rank	6
Fastest Section Time (Section)	0:11.73 (800m)
Top Speed [km/h] (Section)	64.0 (800m)
Race State	Finished



### Eagle Farm QLD Professional

Race 2: THE GIBSON BENCHMARK 78 Handicap - 2200m

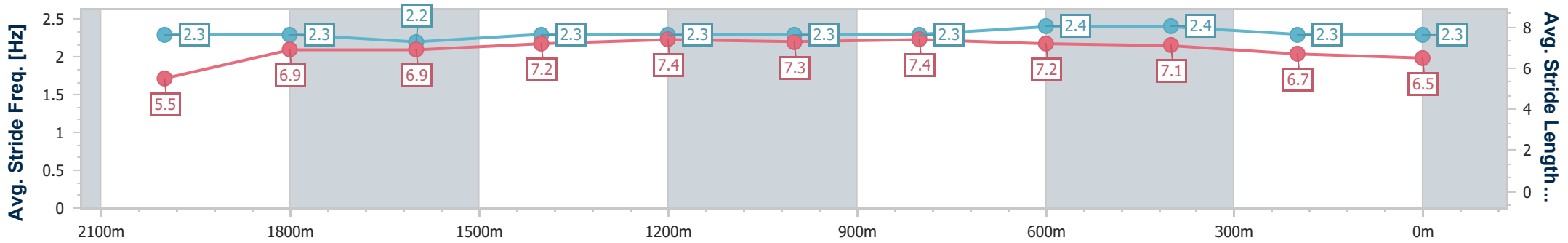
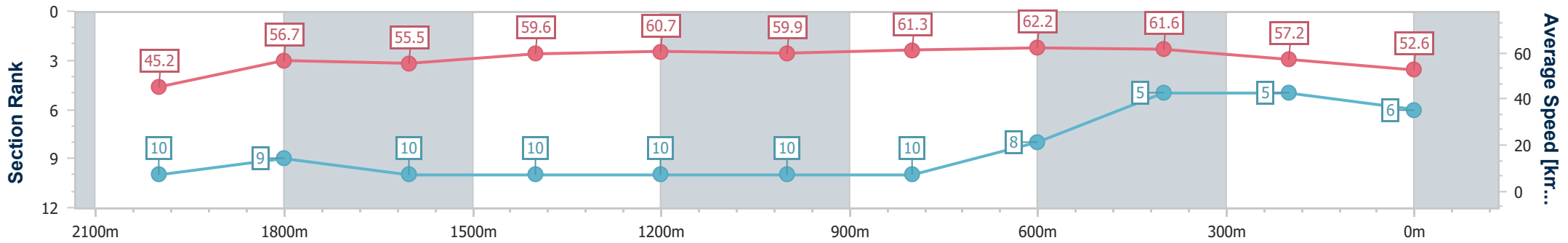
20 July 2024 - 12:34

Track Rating: Good 4, Weather: Fine, Rail Position: +0.5m Entire



BRISBANE RACING CLUB

Section	Overall	2000m	1800m	1600m	1400m	1200m	1000m	800m	600m	400m	200m
Section Times	2:19.58 [6] (0:15.96)	2:03.62 [10] (0:12.55)	1:51.07 [9] (0:13.07)	1:38.00 [10] (0:12.17)	1:25.83 [10] (0:11.90)	1:13.93 [10] (0:12.01)	1:01.92 [10] (0:11.93)	0:49.99 [10] (0:11.73)	0:38.26 [8] (0:11.91)	0:26.35 [5] (0:12.59)	0:13.76 [5] (0:13.76)
Average Speed [km/h]	45.2	56.7	55.5	59.6	60.7	59.9	61.3	62.2	61.6	57.2	52.6
Top Speed [km/h]	56.5	57.8	56.5	61.5	61.6	60.7	62.4	64.0	62.7	60.0	55.5
Avg. Dist. to Rail [m]	4.1	1.7	0.8	2.7	3.3	3.5	2.8	3.1	3.3	6.1	7.1
Avg. Stride Freq. [Hz]	2.3	2.3	2.2	2.3	2.3	2.3	2.3	2.4	2.4	2.3	2.3
Avg. Stride Length [m]	5.5	6.9	6.9	7.2	7.4	7.3	7.4	7.2	7.1	6.7	6.5



- [ ] Ranking at each section and finish
- .-.- No data available at this section
- NA No data available



Horse/Jockey Name	Likeabeel
Final Rank	7
Fastest Section Time (Section)	0:11.95 (1000m)
Top Speed [km/h] (Section)	62.3 (1600m)
Race State	Finished



### Eagle Farm QLD Professional

Race 2: THE GIBSON BENCHMARK 78 Handicap - 2200m

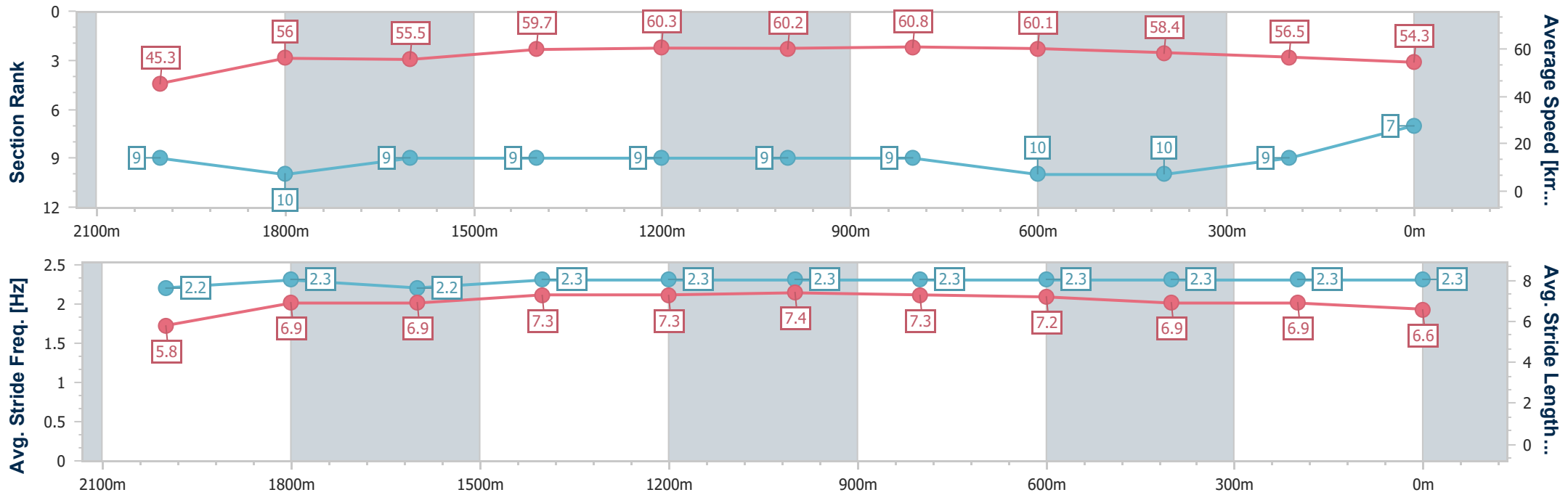
20 July 2024 - 12:34

Track Rating: Good 4, Weather: Fine, Rail Position: +0.5m Entire



BRISBANE RACING CLUB

Section	Overall	2000m	1800m	1600m	1400m	1200m	1000m	800m	600m	400m	200m
Section Times	2:19.93 [7] (0:15.93)	2:04.00 [9] (0:12.60)	1:51.40 [10] (0:12.98)	1:38.42 [9] (0:12.10)	1:26.32 [9] (0:11.96)	1:14.36 [9] (0:11.99)	1:02.37 [9] (0:11.95)	0:50.42 [9] (0:11.95)	0:38.47 [10] (0:12.39)	0:26.08 [10] (0:12.73)	0:13.35 [9] (0:13.35)
Average Speed [km/h]	45.3	56.0	55.5	59.7	60.3	60.2	60.8	60.1	58.4	56.5	54.3
Top Speed [km/h]	56.7	57.9	56.2	62.3	61.3	61.2	61.9	61.9	60.4	59.2	56.1
Avg. Dist. to Rail [m]	3.3	3.0	1.1	1.8	2.0	2.1	1.3	0.5	0.7	4.1	2.6
Avg. Stride Freq. [Hz]	2.2	2.3	2.2	2.3	2.3	2.3	2.3	2.3	2.3	2.3	2.3
Avg. Stride Length [m]	5.8	6.9	6.9	7.3	7.3	7.4	7.3	7.2	6.9	6.9	6.6



- [ ] Ranking at each section and finish
- .-.- No data available at this section
- NA No data available



Horse/Jockey Name	Southern Stock
Final Rank	8
Fastest Section Time (Section)	0:11.86 (1200m)
Top Speed [km/h] (Section)	61.7 (1200m)
Race State	Finished



### Eagle Farm QLD Professional

Race 2: THE GIBSON BENCHMARK 78 Handicap - 2200m

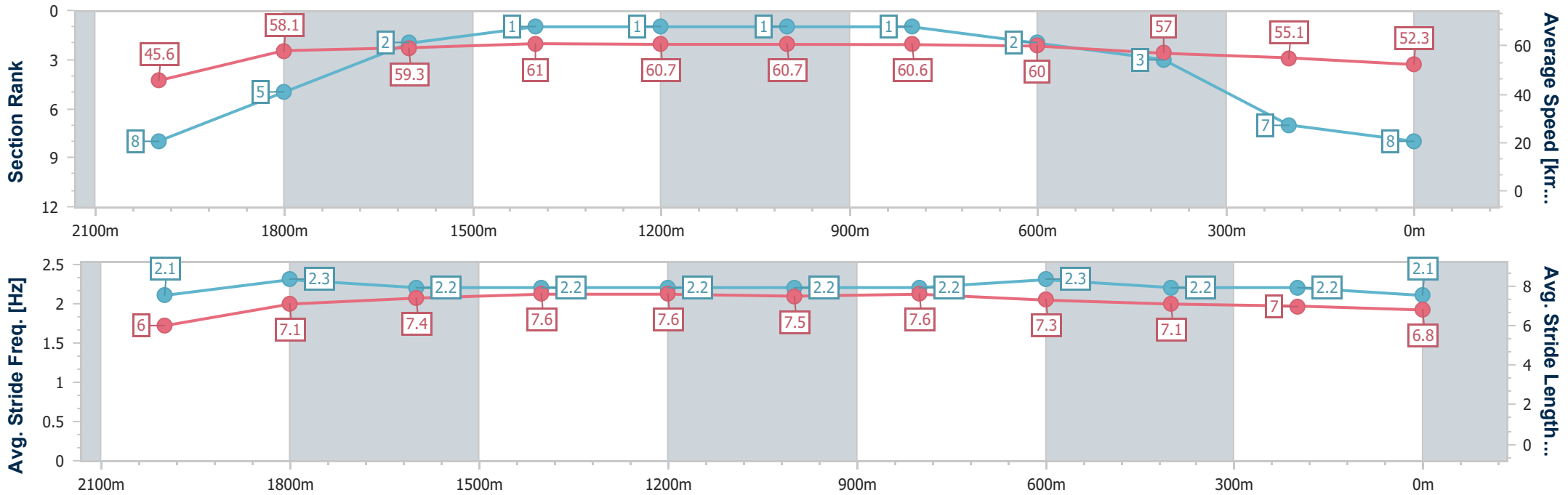
20 July 2024 - 12:34

Track Rating: Good 4, Weather: Fine, Rail Position: +0.5m Entire



BRISBANE RACING CLUB

Section	Overall	2000m	1800m	1600m	1400m	1200m	1000m	800m	600m	400m	200m
Section Times	2:19.99 [8] (0:15.79)	2:04.20 [8] (0:12.34)	1:51.86 [5] (0:12.28)	1:39.58 [2] (0:11.96)	1:27.62 [1] (0:11.92)	1:15.70 [1] (0:11.86)	1:03.84 [1] (0:11.99)	0:51.85 [1] (0:12.16)	0:39.69 [2] (0:12.76)	0:26.93 [3] (0:13.05)	0:13.88 [7] (0:13.88)
Average Speed [km/h]	45.6	58.1	59.3	61.0	60.7	60.7	60.6	60.0	57.0	55.1	52.3
Top Speed [km/h]	58.1	58.8	60.7	61.5	61.1	61.7	61.5	61.0	58.5	56.4	53.6
Avg. Dist. to Rail [m]	1.4	1.8	2.7	3.1	3.1	2.7	2.4	2.9	1.8	3.5	2.8
Avg. Stride Freq. [Hz]	2.1	2.3	2.2	2.2	2.2	2.2	2.2	2.3	2.2	2.2	2.1
Avg. Stride Length [m]	6.0	7.1	7.4	7.6	7.6	7.5	7.6	7.3	7.1	7.0	6.8



- [ ] Ranking at each section and finish
- .-.- No data available at this section
- NA No data available



Horse/Jockey Name	Lately
Final Rank	9
Fastest Section Time (Section)	0:11.93 (1600m)
Top Speed [km/h] (Section)	61.7 (1600m)
Race State	Finished



Eagle Farm QLD Professional

Race 2: THE GIBSON BENCHMARK 78 Handicap - 2200m

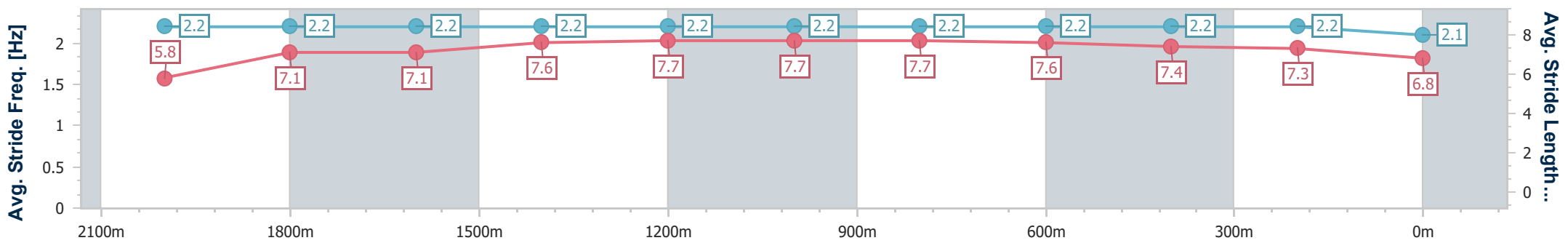
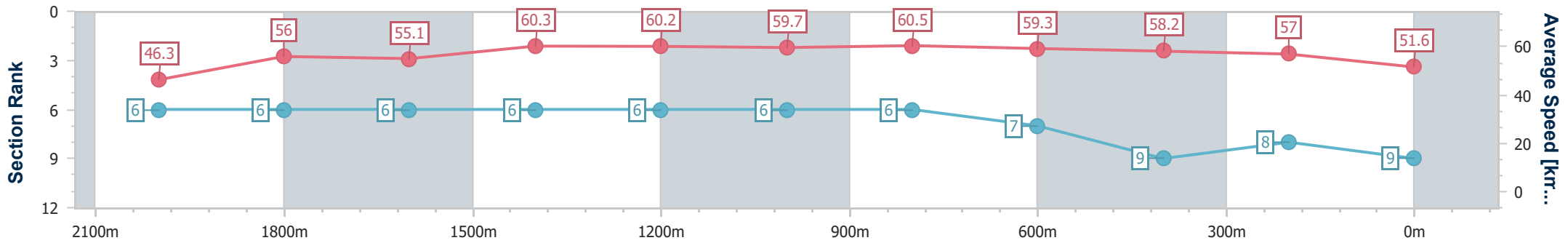
20 July 2024 - 12:34

Track Rating: Good 4, Weather: Fine, Rail Position: +0.5m Entire



BRISBANE RACING CLUB

Section	Overall	2000m	1800m	1600m	1400m	1200m	1000m	800m	600m	400m	200m
Section Times	2:20.38 [9] (0:15.54)	2:04.84 [6] (0:12.66)	1:52.18 [6] (0:13.01)	1:39.17 [6] (0:11.93)	1:27.24 [6] (0:12.01)	1:15.23 [6] (0:12.04)	1:03.19 [6] (0:11.95)	0:51.24 [6] (0:12.17)	0:39.07 [7] (0:12.40)	0:26.67 [9] (0:12.64)	0:14.03 [8] (0:14.03)
Average Speed [km/h]	46.3	56.0	55.1	60.3	60.2	59.7	60.5	59.3	58.2	57.0	51.6
Top Speed [km/h]	56.6	56.7	58.2	61.7	61.3	60.9	61.2	60.6	60.0	58.2	54.8
Avg. Dist. to Rail [m]	2.2	3.3	0.8	0.5	0.7	1.6	0.9	0.6	0.7	1.9	0.7
Avg. Stride Freq. [Hz]	2.2	2.2	2.2	2.2	2.2	2.2	2.2	2.2	2.2	2.2	2.1
Avg. Stride Length [m]	5.8	7.1	7.1	7.6	7.7	7.7	7.7	7.6	7.4	7.3	6.8



- [ ] Ranking at each section and finish
- .-.- No data available at this section
- NA No data available



Horse/Jockey Name	Beckford
Final Rank	10
Fastest Section Time (Section)	0:11.88 (1400m)
Top Speed [km/h] (Section)	62.6 (1600m)
Race State	Finished



Eagle Farm QLD Professional

Race 2: THE GIBSON BENCHMARK 78 Handicap - 2200m

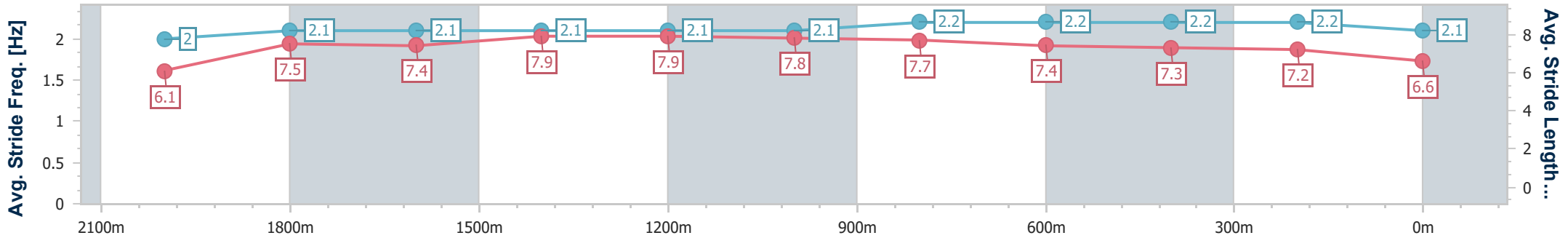
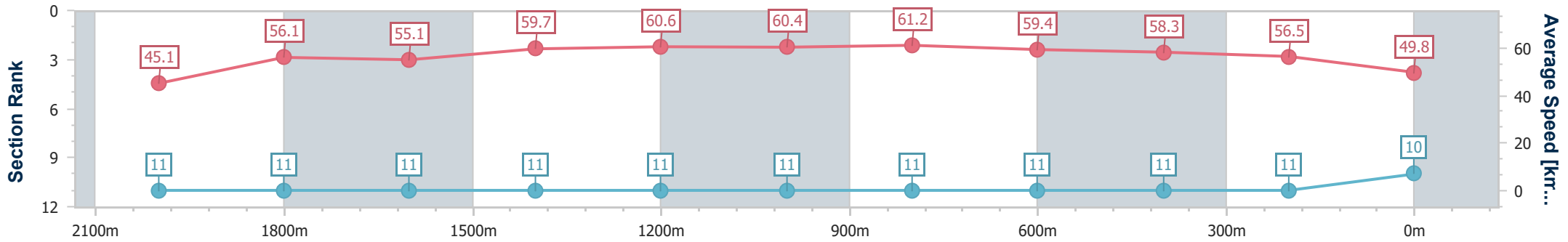
20 July 2024 - 12:34

Track Rating: Good 4, Weather: Fine, Rail Position: +0.5m Entire



BRISBANE RACING CLUB

Section	Overall	2000m	1800m	1600m	1400m	1200m	1000m	800m	600m	400m	200m
Section Times	2:21.63 [10] (0:16.07)	2:05.56 [11] (0:12.87)	1:52.69 [11] (0:13.12)	1:39.57 [11] (0:12.11)	1:27.46 [11] (0:11.88)	1:15.58 [11] (0:11.92)	1:03.66 [11] (0:11.88)	0:51.78 [11] (0:12.14)	0:39.64 [11] (0:12.32)	0:27.32 [11] (0:12.78)	0:14.54 [11] (0:14.54)
Average Speed [km/h]	45.1	56.1	55.1	59.7	60.6	60.4	61.2	59.4	58.3	56.5	49.8
Top Speed [km/h]	55.1	57.3	57.1	62.6	62.3	60.9	61.6	60.6	58.9	58.1	53.8
Avg. Dist. to Rail [m]	7.0	1.0	0.9	1.4	1.4	1.7	1.3	0.6	0.4	2.0	5.0
Avg. Stride Freq. [Hz]	2.0	2.1	2.1	2.1	2.1	2.1	2.2	2.2	2.2	2.2	2.1
Avg. Stride Length [m]	6.1	7.5	7.4	7.9	7.9	7.8	7.7	7.4	7.3	7.2	6.6



- [ ] Ranking at each section and finish
- .-.- No data available at this section
- NA No data available



Horse/Jockey Name	Fifth Position
Final Rank	11
Fastest Section Time (Section)	0:11.82 (1200m)
Top Speed [km/h] (Section)	62.4 (1200m)
Race State	Finished



### Eagle Farm QLD Professional

Race 2: THE GIBSON BENCHMARK 78 Handicap - 2200m

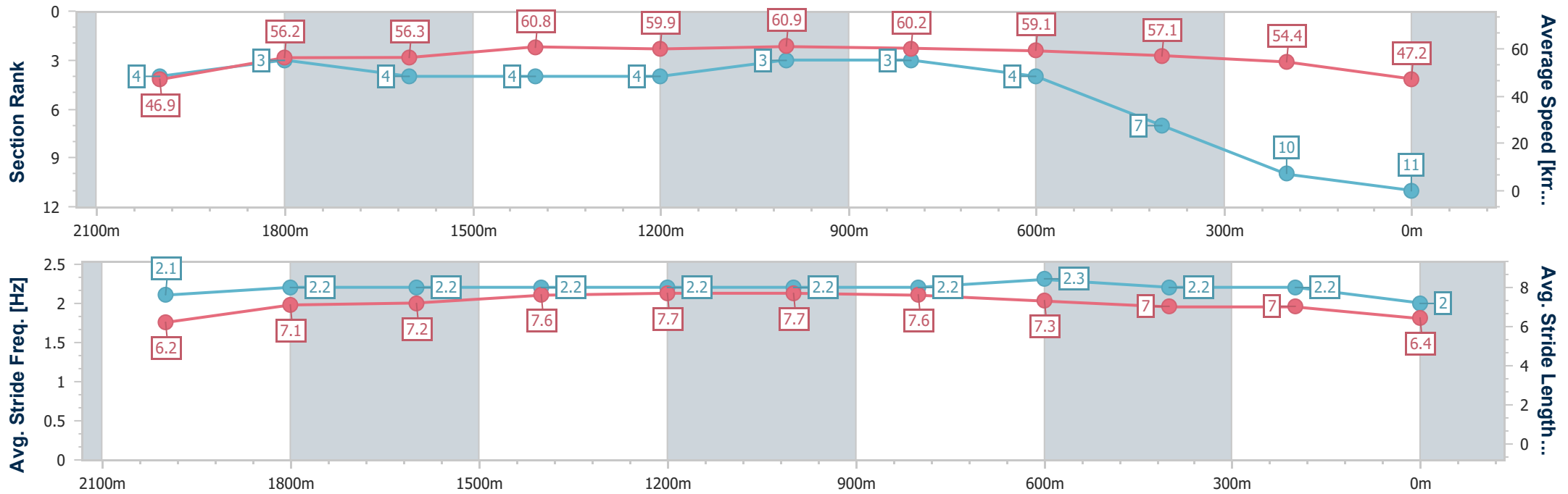
20 July 2024 - 12:34

Track Rating: Good 4, Weather: Fine, Rail Position: +0.5m Entire



BRISBANE RACING CLUB

Section	Overall	2000m	1800m	1600m	1400m	1200m	1000m	800m	600m	400m	200m
Section Times	2:22.04 [11] (0:15.33)	2:06.71 [4] (0:12.66)	1:54.05 [3] (0:12.77)	1:41.28 [4] (0:11.91)	1:29.37 [4] (0:12.07)	1:17.30 [4] (0:11.82)	1:05.48 [3] (0:12.07)	0:53.41 [3] (0:12.27)	0:41.14 [4] (0:12.64)	0:28.50 [7] (0:13.24)	0:15.26 [10] (0:15.26)
Average Speed [km/h]	46.9	56.2	56.3	60.8	59.9	60.9	60.2	59.1	57.1	54.4	47.2
Top Speed [km/h]	59.2	57.3	59.7	61.6	60.9	62.4	60.8	59.7	58.0	55.9	53.3
Avg. Dist. to Rail [m]	2.3	2.1	0.6	1.8	2.0	2.2	2.0	1.7	0.4	1.6	3.7
Avg. Stride Freq. [Hz]	2.1	2.2	2.2	2.2	2.2	2.2	2.2	2.3	2.2	2.2	2.0
Avg. Stride Length [m]	6.2	7.1	7.2	7.6	7.7	7.7	7.6	7.3	7.0	7.0	6.4



- [ ] Ranking at each section and finish
- .-.- No data available at this section
- NA No data available