



Eagle Farm QLD Professional

Race 1: TEDDY BEARS PICNIC 3 AUGUST Class 3 Handicap - 1200m

20 July 2024 - 11:59



BRISBANE
RACING CLUB

Track Rating: Good 4, Weather: Fine, Rail Position: +0.5m Entire

Section		Overall										Last 600m	
Field Times		1:10.34										0:34.25	
		(0:13.48)											
		0:56.86											
		(0:11.30)											
		0:45.56											
		(0:11.31)											
		0:34.25											
		(0:11.30)											
		0:22.95											
		(0:11.12)											
		0:11.83											
		(0:11.83)											
Rank	TAB	Horse/Jockey	Barrier	Top Speed [km/h]	Fastest Section	Overall	1000m	800m	600m	400m	200m	Margin	Distance Travelled [m]
1	5	BATTLEFIELD Robbie Dolan	7	68.2 400m	0:10.75 400m	1:10.34 [1] (0:13.89)	0:56.45 [7] (0:11.47)	0:44.98 [7] (0:11.24)	0:33.74 [7] (0:11.19)	0:22.55 [7] (0:10.75)	0:11.80 [2] (0:11.80)	1:10.34	0:33.74
2	13	TRES REDOUTE Samantha Collett	6	65.9 400m	0:11.12 400m	1:10.60 [2] (0:13.48)	0:57.12 [2] (0:11.33)	0:45.79 [2] (0:11.28)	0:34.51 [1] (0:11.30)	0:23.21 [1] (0:11.12)	0:12.09 [1] (0:12.09)	1.56L	0:34.51 +1
3	2	SPIRIT QUEEN Jag Guthmann-Chester	12	67.6 400m	0:10.86 400m	1:10.78 [3] (0:14.09)	0:56.69 [8] (0:11.49)	0:45.20 [9] (0:11.25)	0:33.95 [8] (0:11.07)	0:22.88 [8] (0:10.86)	0:12.02 [5] (0:12.02)	2.59L	0:33.95 +4
4	10	SURFERS ROYALE Kyle Wilson-Taylor	5	65.6 400m	0:11.14 400m	1:10.78 [4] (0:13.48)	0:57.30 [1] (0:11.30)	0:46.00 [1] (0:11.32)	0:34.68 [2] (0:11.33)	0:23.35 [2] (0:11.14)	0:12.21 [3] (0:12.21)	2.61L	0:34.68 -1
5	15	TATTLE Tahlia Fenlon	2	66.5 400m	0:11.07 400m	1:10.88 [5] (0:13.66)	0:57.22 [3] (0:11.52)	0:45.70 [5] (0:11.27)	0:34.43 [4] (0:11.26)	0:23.17 [5] (0:11.07)	0:12.10 [6] (0:12.10)	3.17L	0:34.43 +5
6	9	QUOTHQUAN Cejay Graham	11	67.2 400m	0:10.86 400m	1:10.99 [6] (0:14.53)	0:56.46 [11] (0:11.36)	0:45.10 [11] (0:11.26)	0:33.84 [11] (0:11.07)	0:22.77 [10] (0:10.86)	0:11.91 [9] (0:11.91)	3.81L	0:33.84 +4
7	1	DAYTONA James Orman	1	66.3 400m	0:11.12 400m	1:11.05 [7] (0:13.68)	0:57.37 [4] (0:11.39)	0:45.98 [3] (0:11.31)	0:34.67 [3] (0:11.32)	0:23.35 [4] (0:11.12)	0:12.23 [7] (0:12.23)	4.17L	0:34.67 +0
8	3	PURE PARADISE Angela Jones	9	67.1 400m	0:10.96 400m	1:11.13 [8] (0:14.18)	0:56.95 [9] (0:11.30)	0:45.65 [8] (0:11.40)	0:34.25 [9] (0:11.30)	0:22.95 [9] (0:10.96)	0:11.99 [10] (0:11.99)	4.67L	0:34.25 +2
9	8	BILLIONAIRE BABY Vlad Duric	14	68.2 600m	0:11.06 400m	1:11.13 [9] (0:13.73)	0:57.40 [5] (0:11.41)	0:45.99 [4] (0:11.45)	0:34.54 [6] (0:11.09)	0:23.45 [3] (0:11.06)	0:12.39 [4] (0:12.39)	4.69L	0:34.54 +8
10	12	ORIENT'S SECRET Damien Thornton	10	67.4 400m	0:10.87 400m	1:11.16 [10] (0:14.27)	0:56.89 [10] (0:11.50)	0:45.39 [10] (0:11.35)	0:34.04 [10] (0:11.15)	0:22.89 [11] (0:10.87)	0:12.02 [11] (0:12.02)	4.84L	0:34.04 +2

Scratched: Beau Witness (#6), Ready Azz Eva (#4), Master Maurice (#11), Discerning (#16), Depth Charge (#14)

Report Created: Sat 20 July 2024 12:19 GMT+10 (Note: Timing is based on position data)

Page 1/13

[] Ranking at each section and finish
-:--:- No data available at this section
NA No data available

SCN Saddle cloth number
DNF Did not finish
DNT Did not track

data processed by TRIPLESDATA



Eagle Farm QLD Professional

Race 1: TEDDY BEARS PICNIC 3 AUGUST Class 3 Handicap - 1200m

20 July 2024 - 11:59



BRISBANE
RACING CLUB

Track Rating: Good 4, Weather: Fine, Rail Position: +0.5m Entire

Section		Overall	1000m	800m	600m	400m	200m	Last 600m					
Field Times		1:10.34 (0:13.48)	0:56.86 (0:11.30)	0:45.56 (0:11.31)	0:34.25 (0:11.30)	0:22.95 (0:11.12)	0:11.83 (0:11.83)	0:34.25					
Rank	TAB Horse/Jockey	Barrier	Top Speed [km/h]	Fastest Section				Margin	Distance Travelled [m]				
11	7 POWER OF THE BRAVE Andrew Mallyon	8	66.0 400m	0:11.26 400m	1:11.88 [11] (0:13.88)	0:58.00 [6] (0:11.34)	0:46.66 [6] (0:11.27)	0:35.39 [5] (0:11.29)	0:24.10 [6] (0:11.26)	0:12.84 [8] (0:12.84)	9.06L	0:35.39	-2

Scratched: Beau Witness (#6), Ready Azz Eva (#4), Master Maurice (#11), Discerning (#16), Depth Charge (#14)

[] Ranking at each section and finish
 -:-:- No data available at this section
 NA No data available

SCN Saddle cloth number
 DNF Did not finish
 DNT Did not track



Horse/Jockey Name	Battlefield
Final Rank	1
Fastest Section Time (Section)	0:10.75 (400m)
Top Speed [km/h] (Section)	68.2 (400m)
Race State	Finished



Eagle Farm QLD Professional
Race 1: TEDDY BEARS PICNIC 3 AUGUST Class 3 Handicap - 1200m

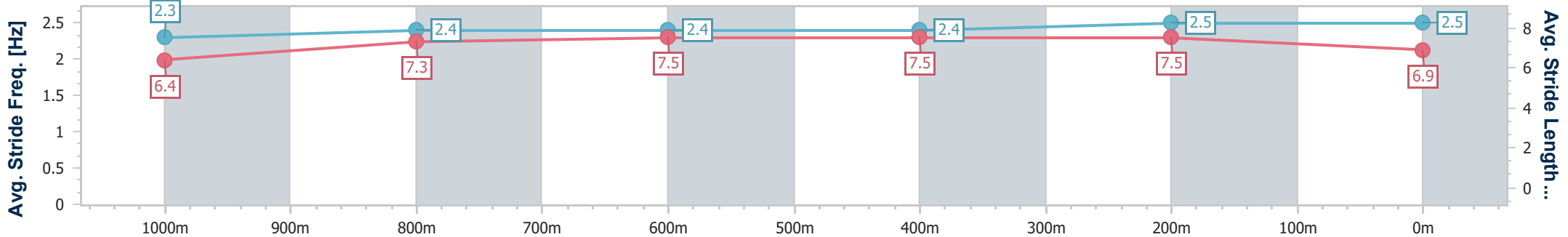
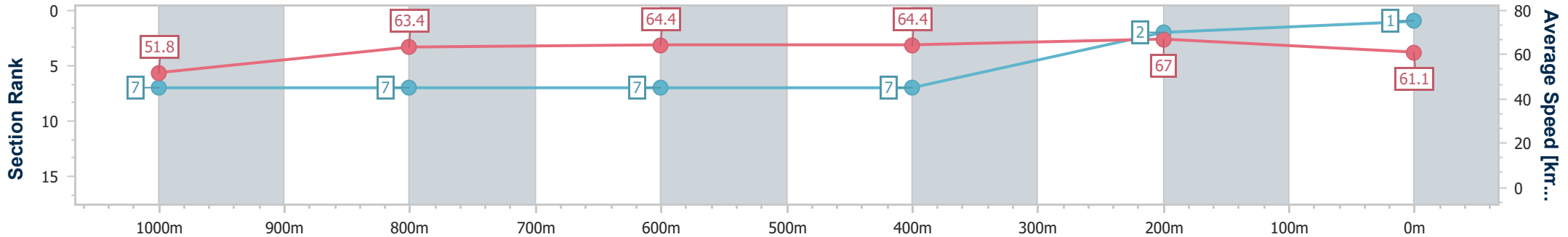


20 July 2024 - 11:59

BRISBANE RACING CLUB

Track Rating: Good 4, Weather: Fine, Rail Position: +0.5m Entire

Section	Overall	1000m	800m	600m	400m	200m
Section Times	1:10.34 [1] (0:13.89)	0:56.45 [7] (0:11.47)	0:44.98 [7] (0:11.24)	0:33.74 [7] (0:11.19)	0:22.55 [7] (0:10.75)	0:11.80 [2] (0:11.80)
Average Speed [km/h]	51.8	63.4	64.4	64.4	67.0	61.1
Top Speed [km/h]	63.8	65.4	65.3	66.6	68.2	65.3
Avg. Dist. to Rail [m]	3.1	2.1	1.2	0.4	0.6	2.2
Avg. Stride Freq. [Hz]	2.3	2.4	2.4	2.4	2.5	2.5
Avg. Stride Length [m]	6.4	7.3	7.5	7.5	7.5	6.9



- [] Ranking at each section and finish
- .-.- No data available at this section
- NA No data available



Horse/Jockey Name	Tres Redoute
Final Rank	2
Fastest Section Time (Section)	0:11.12 (400m)
Top Speed [km/h] (Section)	65.9 (400m)
Race State	Finished

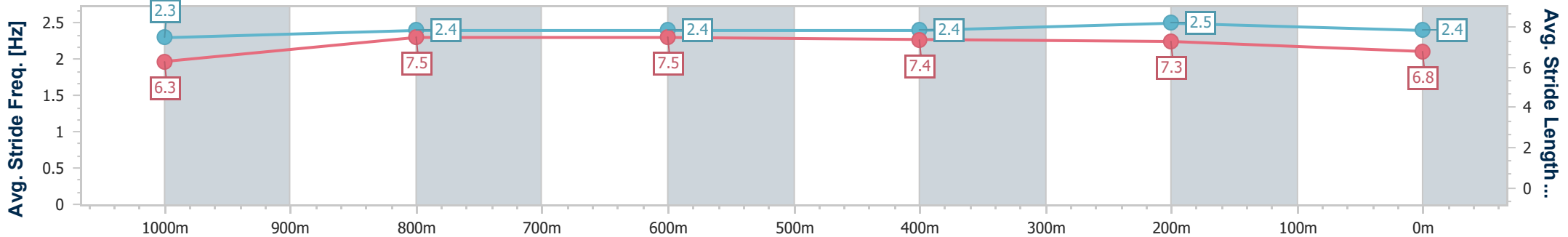
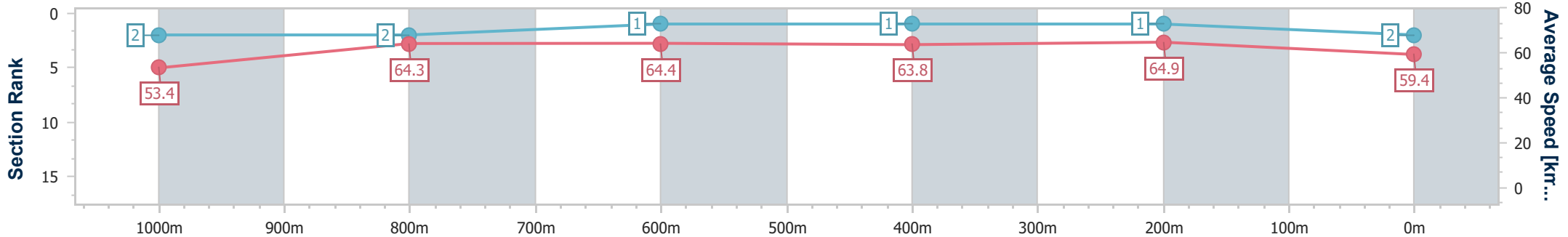


Eagle Farm QLD Professional
 Race 1: TEDDY BEARS PICNIC 3 AUGUST Class 3 Handicap - 1200m
 20 July 2024 - 11:59
 Track Rating: Good 4, Weather: Fine, Rail Position: +0.5m Entire



BRISBANE
RACING CLUB

Section	Overall	1000m	800m	600m	400m	200m
Section Times	1:10.60 [2] (0:13.48)	0:57.12 [2] (0:11.33)	0:45.79 [2] (0:11.28)	0:34.51 [1] (0:11.30)	0:23.21 [1] (0:11.12)	0:12.09 [1] (0:12.09)
Average Speed [km/h]	53.4	64.3	64.4	63.8	64.9	59.4
Top Speed [km/h]	64.8	65.2	65.3	64.6	65.9	63.4
Avg. Dist. to Rail [m]	3.9	2.1	1.6	0.7	2.7	2.9
Avg. Stride Freq. [Hz]	2.3	2.4	2.4	2.4	2.5	2.4
Avg. Stride Length [m]	6.3	7.5	7.5	7.4	7.3	6.8



- [] Ranking at each section and finish
- .-.- No data available at this section
- NA No data available



Horse/Jockey Name	Spirit Queen
Final Rank	3
Fastest Section Time (Section)	0:10.86 (400m)
Top Speed [km/h] (Section)	67.6 (400m)
Race State	Finished

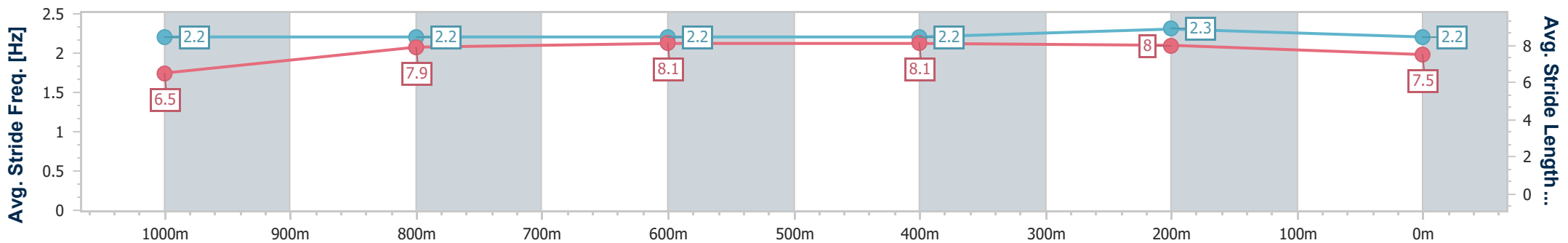
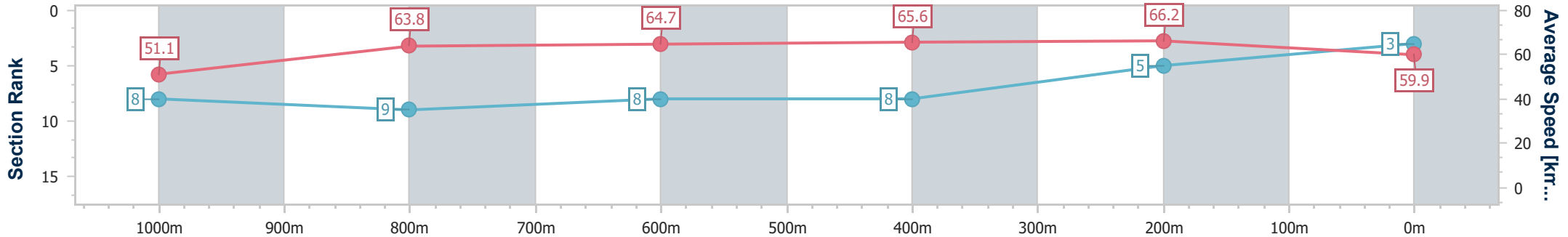


Eagle Farm QLD Professional
 Race 1: TEDDY BEARS PICNIC 3 AUGUST Class 3 Handicap - 1200m
 20 July 2024 - 11:59
 Track Rating: Good 4, Weather: Fine, Rail Position: +0.5m Entire



BRISBANE
RACING CLUB

Section	Overall	1000m	800m	600m	400m	200m
Section Times	1:10.78 [3] (0:14.09)	0:56.69 [8] (0:11.49)	0:45.20 [9] (0:11.25)	0:33.95 [8] (0:11.07)	0:22.88 [8] (0:10.86)	0:12.02 [5]
Average Speed [km/h]	51.1	63.8	64.7	65.6	66.2	59.9
Top Speed [km/h]	62.9	65.3	65.8	67.5	67.6	64.6
Avg. Dist. to Rail [m]	5.6	3.4	2.7	1.2	5.9	5.5
Avg. Stride Freq. [Hz]	2.2	2.2	2.2	2.2	2.3	2.2
Avg. Stride Length [m]	6.5	7.9	8.1	8.1	8.0	7.5



- [] Ranking at each section and finish
- .-.- No data available at this section
- NA No data available



Horse/Jockey Name	Surfers Royale
Final Rank	4
Fastest Section Time (Section)	0:11.14 (400m)
Top Speed [km/h] (Section)	65.6 (400m)
Race State	Finished

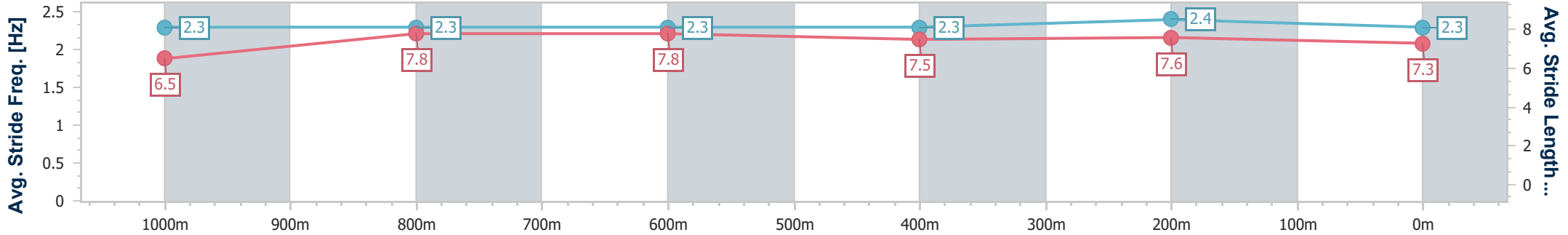
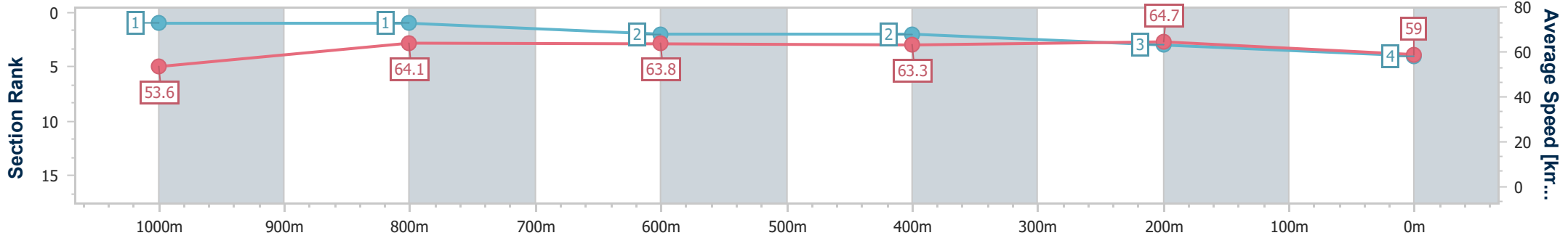


Eagle Farm QLD Professional
 Race 1: TEDDY BEARS PICNIC 3 AUGUST Class 3 Handicap - 1200m
 20 July 2024 - 11:59
 Track Rating: Good 4, Weather: Fine, Rail Position: +0.5m Entire



BRISBANE RACING CLUB

Section	Overall	1000m	800m	600m	400m	200m
Section Times	1:10.78 [4] (0:13.48)	0:57.30 [1] (0:11.30)	0:46.00 [1] (0:11.32)	0:34.68 [2] (0:11.33)	0:23.35 [2] (0:11.14)	0:12.21 [3] (0:12.21)
Average Speed [km/h]	53.6	64.1	63.8	63.3	64.7	59.0
Top Speed [km/h]	64.9	65.0	65.0	65.0	65.6	62.6
Avg. Dist. to Rail [m]	2.3	1.2	0.9	0.6	1.9	2.6
Avg. Stride Freq. [Hz]	2.3	2.3	2.3	2.3	2.4	2.3
Avg. Stride Length [m]	6.5	7.8	7.8	7.5	7.6	7.3



- [] Ranking at each section and finish
- .-.- No data available at this section
- NA No data available



Horse/Jockey Name	Tattle
Final Rank	5
Fastest Section Time (Section)	0:11.07 (400m)
Top Speed [km/h] (Section)	66.5 (400m)
Race State	Finished



Eagle Farm QLD Professional
Race 1: TEDDY BEARS PICNIC 3 AUGUST Class 3 Handicap - 1200m

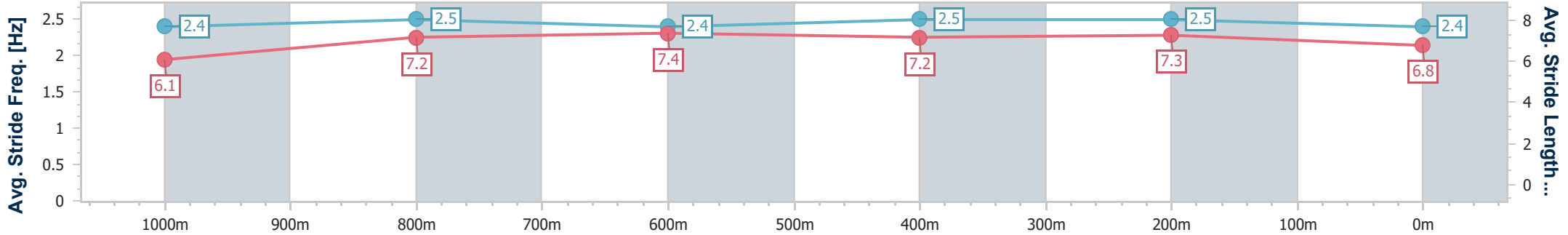
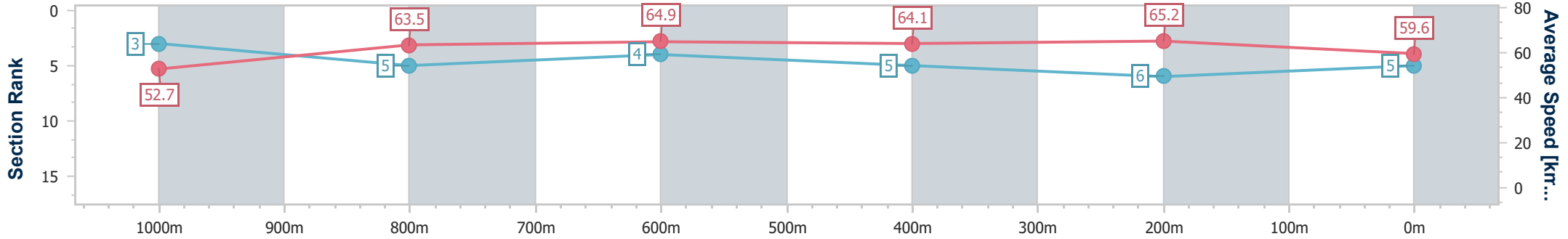


20 July 2024 - 11:59

BRISBANE RACING CLUB

Track Rating: Good 4, Weather: Fine, Rail Position: +0.5m Entire

Section	Overall	1000m	800m	600m	400m	200m
Section Times	1:10.88 [5] (0:13.66)	0:57.22 [3] (0:11.52)	0:45.70 [5] (0:11.27)	0:34.43 [4] (0:11.26)	0:23.17 [5] (0:11.07)	0:12.10 [6] (0:12.10)
Average Speed [km/h]	52.7	63.5	64.9	64.1	65.2	59.6
Top Speed [km/h]	66.3	64.5	66.0	66.5	66.5	63.0
Avg. Dist. to Rail [m]	1.6	3.0	2.8	1.3	5.6	4.9
Avg. Stride Freq. [Hz]	2.4	2.5	2.4	2.5	2.5	2.4
Avg. Stride Length [m]	6.1	7.2	7.4	7.2	7.3	6.8



- [] Ranking at each section and finish
- .-.- No data available at this section
- NA No data available



Horse/Jockey Name	Quothquan
Final Rank	6
Fastest Section Time (Section)	0:10.86 (400m)
Top Speed [km/h] (Section)	67.2 (400m)
Race State	Finished



Eagle Farm QLD Professional
Race 1: TEDDY BEARS PICNIC 3 AUGUST Class 3 Handicap - 1200m

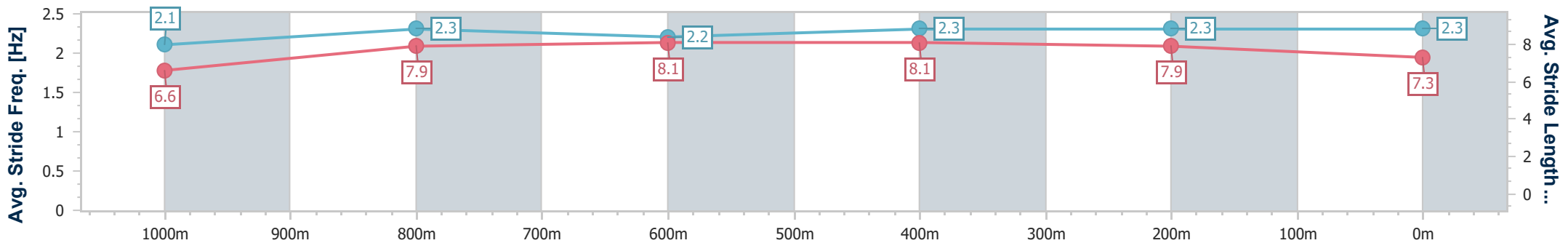
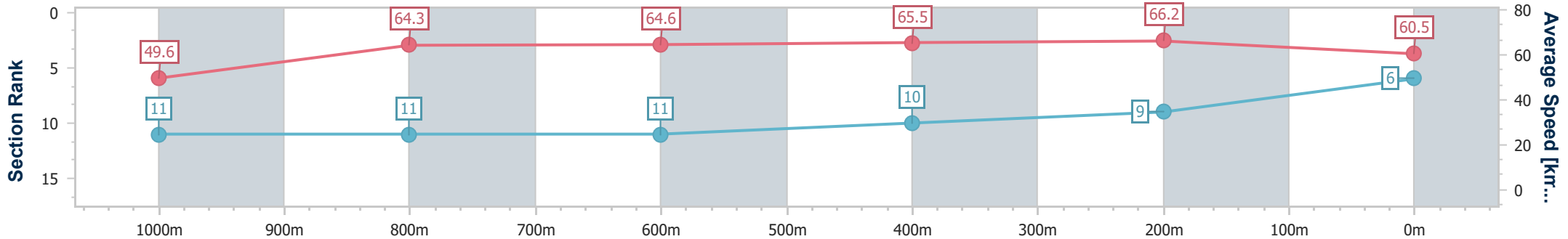


20 July 2024 - 11:59

BRISBANE RACING CLUB

Track Rating: Good 4, Weather: Fine, Rail Position: +0.5m Entire

Section	Overall	1000m	800m	600m	400m	200m
Section Times	1:10.99 [6] (0:14.53)	0:56.46 [11] (0:11.36)	0:45.10 [11] (0:11.26)	0:33.84 [11] (0:11.07)	0:22.77 [10] (0:10.86)	0:11.91 [9] (0:11.91)
Average Speed [km/h]	49.6	64.3	64.6	65.5	66.2	60.5
Top Speed [km/h]	61.4	66.1	65.2	66.9	67.2	64.3
Avg. Dist. to Rail [m]	5.6	2.6	1.8	1.8	7.7	9.1
Avg. Stride Freq. [Hz]	2.1	2.3	2.2	2.3	2.3	2.3
Avg. Stride Length [m]	6.6	7.9	8.1	8.1	7.9	7.3



- [] Ranking at each section and finish
- .-.- No data available at this section
- NA No data available



Horse/Jockey Name	Daytona
Final Rank	7
Fastest Section Time (Section)	0:11.12 (400m)
Top Speed [km/h] (Section)	66.3 (400m)
Race State	Finished

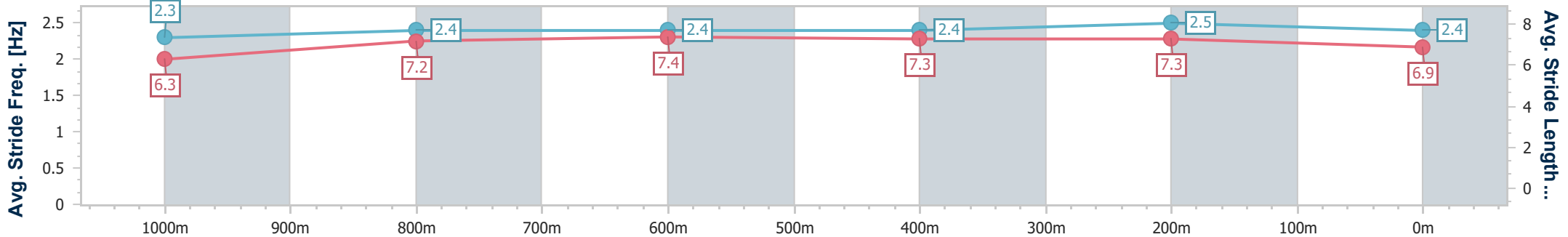
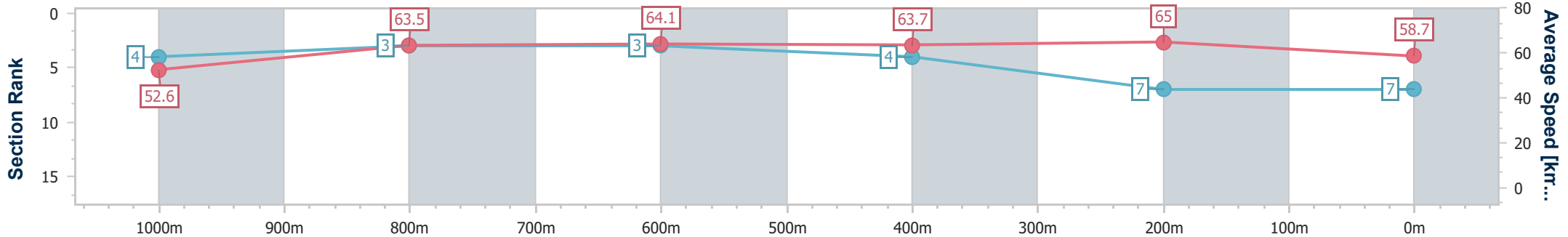


Eagle Farm QLD Professional
 Race 1: TEDDY BEARS PICNIC 3 AUGUST Class 3 Handicap - 1200m
 20 July 2024 - 11:59
 Track Rating: Good 4, Weather: Fine, Rail Position: +0.5m Entire



BRISBANE
RACING CLUB

Section	Overall	1000m	800m	600m	400m	200m
Section Times	1:11.05 [7] (0:13.68)	0:57.37 [4] (0:11.39)	0:45.98 [3] (0:11.31)	0:34.67 [3] (0:11.32)	0:23.35 [4] (0:11.12)	0:12.23 [7] (0:12.23)
Average Speed [km/h]	52.6	63.5	64.1	63.7	65.0	58.7
Top Speed [km/h]	62.1	64.6	65.2	64.7	66.3	65.4
Avg. Dist. to Rail [m]	0.9	1.6	1.1	0.8	0.8	0.6
Avg. Stride Freq. [Hz]	2.3	2.4	2.4	2.4	2.5	2.4
Avg. Stride Length [m]	6.3	7.2	7.4	7.3	7.3	6.9



- [] Ranking at each section and finish
- .-.- No data available at this section
- NA No data available



Horse/Jockey Name	Pure Paradise
Final Rank	8
Fastest Section Time (Section)	0:10.96 (400m)
Top Speed [km/h] (Section)	67.1 (400m)
Race State	Finished

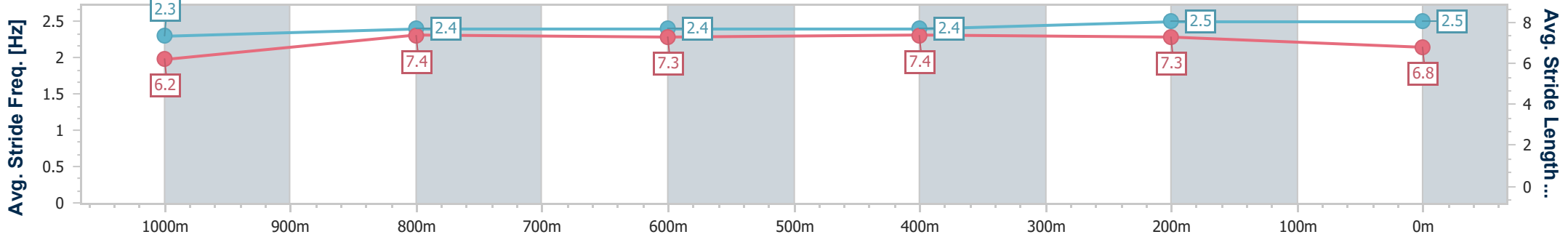
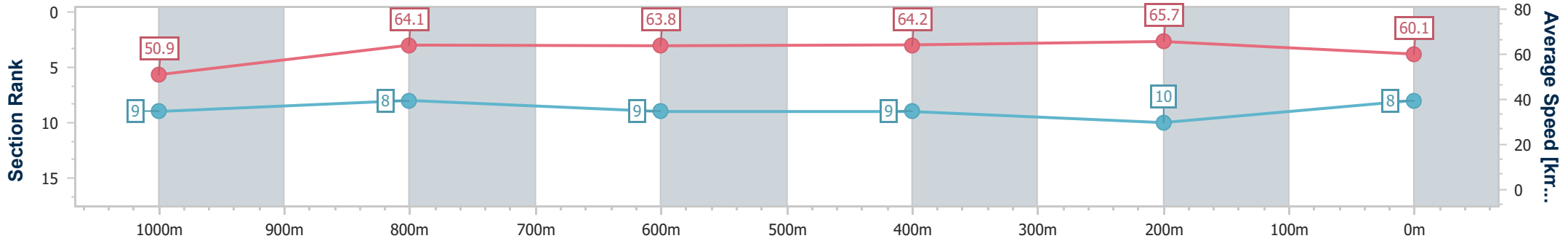


Eagle Farm QLD Professional
 Race 1: TEDDY BEARS PICNIC 3 AUGUST Class 3 Handicap - 1200m
 20 July 2024 - 11:59
 Track Rating: Good 4, Weather: Fine, Rail Position: +0.5m Entire



BRISBANE RACING CLUB

Section	Overall	1000m	800m	600m	400m	200m
Section Times	1:11.13 [8] (0:14.18)	0:56.95 [9] (0:11.30)	0:45.65 [8] (0:11.40)	0:34.25 [9] (0:11.30)	0:22.95 [9] (0:10.96)	0:11.99 [10] (0:11.99)
Average Speed [km/h]	50.9	64.1	63.8	64.2	65.7	60.1
Top Speed [km/h]	63.7	65.4	65.2	65.8	67.1	64.1
Avg. Dist. to Rail [m]	4.0	1.1	2.2	1.4	6.7	8.5
Avg. Stride Freq. [Hz]	2.3	2.4	2.4	2.4	2.5	2.5
Avg. Stride Length [m]	6.2	7.4	7.3	7.4	7.3	6.8



- [] Ranking at each section and finish
- .-.- No data available at this section
- NA No data available



Horse/Jockey Name	Billionair Baby
Final Rank	9
Fastest Section Time (Section)	0:11.06 (400m)
Top Speed [km/h] (Section)	68.2 (600m)
Race State	Finished

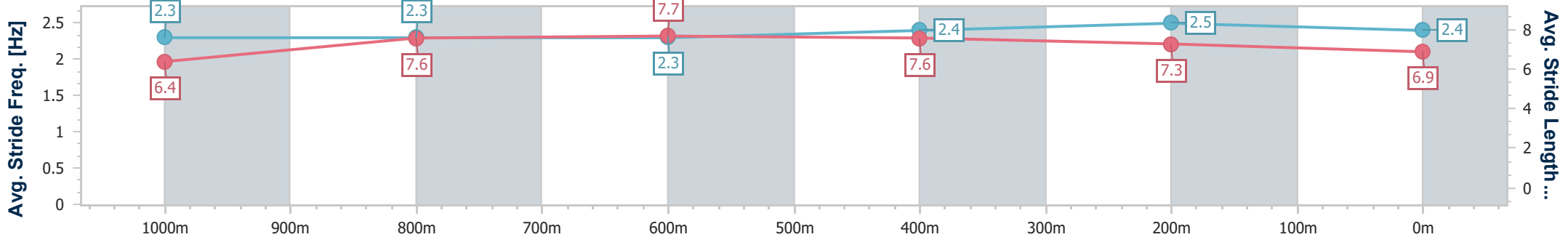
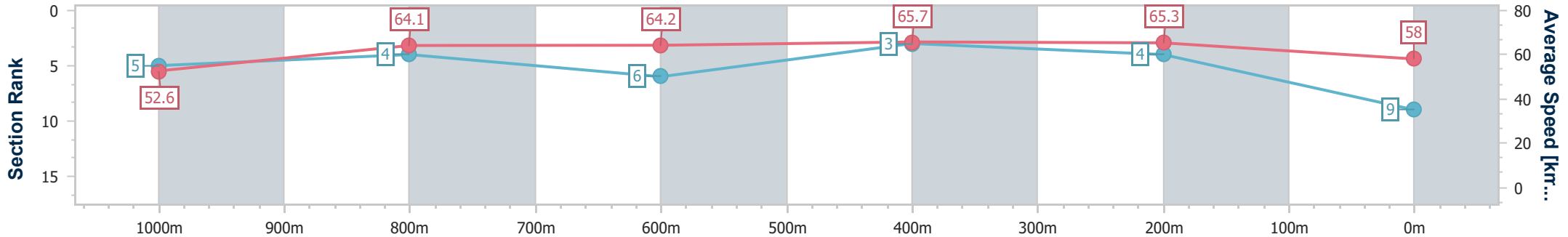


Eagle Farm QLD Professional
 Race 1: TEDDY BEARS PICNIC 3 AUGUST Class 3 Handicap - 1200m
 20 July 2024 - 11:59
 Track Rating: Good 4, Weather: Fine, Rail Position: +0.5m Entire



BRISBANE
 RACING CLUB

Section	Overall	1000m	800m	600m	400m	200m
Section Times	1:11.13 [9] (0:13.73)	0:57.40 [5] (0:11.41)	0:45.99 [4] (0:11.45)	0:34.54 [6] (0:11.09)	0:23.45 [3] (0:11.06)	0:12.39 [4] (0:12.39)
Average Speed [km/h]	52.6	64.1	64.2	65.7	65.3	58.0
Top Speed [km/h]	65.0	66.5	65.8	68.2	67.9	62.1
Avg. Dist. to Rail [m]	7.4	3.4	4.5	2.5	5.8	6.8
Avg. Stride Freq. [Hz]	2.3	2.3	2.3	2.4	2.5	2.4
Avg. Stride Length [m]	6.4	7.6	7.7	7.6	7.3	6.9



- [] Ranking at each section and finish
- .-.- No data available at this section
- NA No data available



Horse/Jockey Name	Orient's Secret
Final Rank	10
Fastest Section Time (Section)	0:10.87 (400m)
Top Speed [km/h] (Section)	67.4 (400m)
Race State	Finished

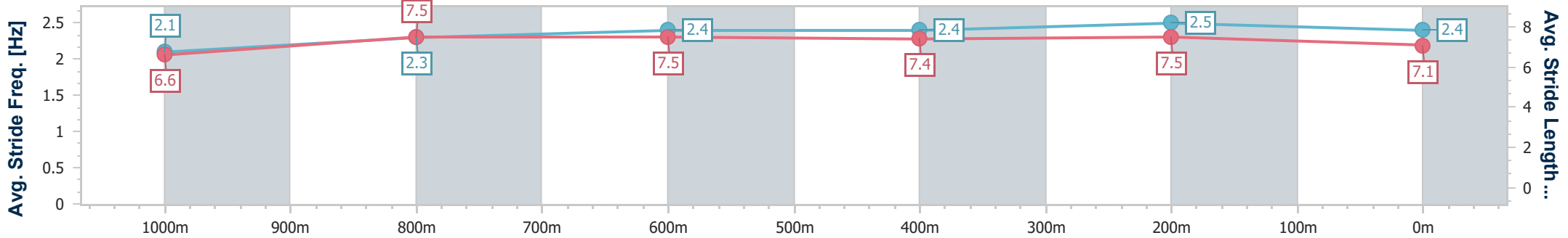
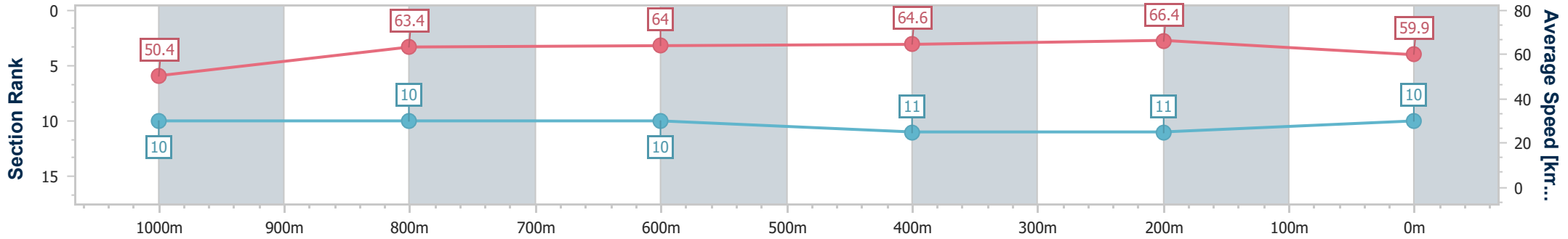


Eagle Farm QLD Professional
 Race 1: TEDDY BEARS PICNIC 3 AUGUST Class 3 Handicap - 1200m
 20 July 2024 - 11:59
 Track Rating: Good 4, Weather: Fine, Rail Position: +0.5m Entire



BRISBANE
RACING CLUB

Section	Overall	1000m	800m	600m	400m	200m
Section Times	1:11.16 [10] (0:14.27)	0:56.89 [10] (0:11.50)	0:45.39 [10] (0:11.35)	0:34.04 [10] (0:11.15)	0:22.89 [11] (0:10.87)	0:12.02 [11] (0:12.02)
Average Speed [km/h]	50.4	63.4	64.0	64.6	66.4	59.9
Top Speed [km/h]	62.1	64.6	64.9	66.9	67.4	64.5
Avg. Dist. to Rail [m]	4.8	2.1	1.4	0.7	3.4	3.3
Avg. Stride Freq. [Hz]	2.1	2.3	2.4	2.4	2.5	2.4
Avg. Stride Length [m]	6.6	7.5	7.5	7.4	7.5	7.1



- [] Ranking at each section and finish
- .-.- No data available at this section
- NA No data available



Horse/Jockey Name	Power Of The Brave
Final Rank	11
Fastest Section Time (Section)	0:11.26 (400m)
Top Speed [km/h] (Section)	66.0 (400m)
Race State	Finished



Eagle Farm QLD Professional
Race 1: TEDDY BEARS PICNIC 3 AUGUST Class 3 Handicap - 1200m

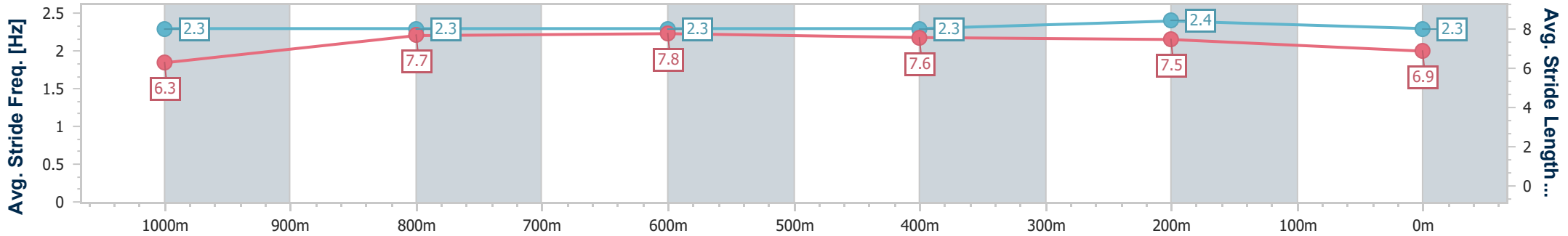
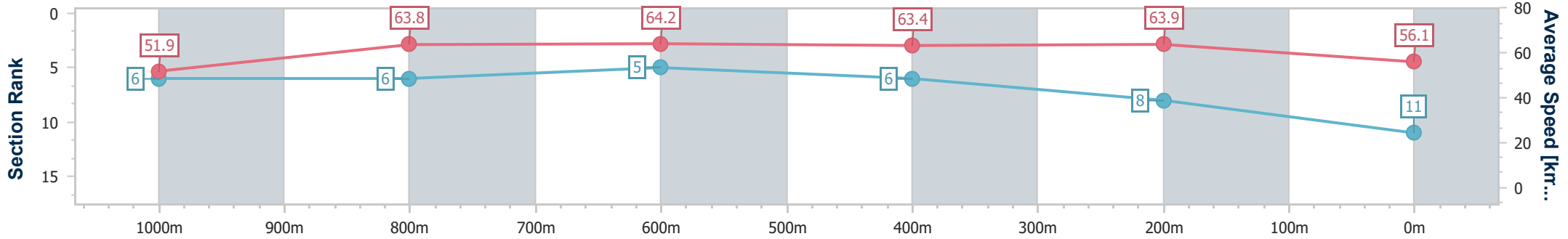


20 July 2024 - 11:59

BRISBANE RACING CLUB

Track Rating: Good 4, Weather: Fine, Rail Position: +0.5m Entire

Section	Overall	1000m	800m	600m	400m	200m
Section Times	1:11.88 [11] (0:13.88)	0:58.00 [6] (0:11.34)	0:46.66 [6] (0:11.27)	0:35.39 [5] (0:11.29)	0:24.10 [6] (0:11.26)	0:12.84 [8] (0:12.84)
Average Speed [km/h]	51.9	63.8	64.2	63.4	63.9	56.1
Top Speed [km/h]	65.7	65.7	64.8	64.8	66.0	61.1
Avg. Dist. to Rail [m]	1.3	0.4	0.8	0.6	0.6	0.6
Avg. Stride Freq. [Hz]	2.3	2.3	2.3	2.3	2.4	2.3
Avg. Stride Length [m]	6.3	7.7	7.8	7.6	7.5	6.9



- [] Ranking at each section and finish
- .-.- No data available at this section
- NA No data available



Eagle Farm QLD Professional

Race 2: THE GIBSON BENCHMARK 78 Handicap - 2200m

20 July 2024 - 12:34



BRISBANE
RACING CLUB

Track Rating: Good 4, Weather: Fine, Rail Position: +0.5m Entire

Section		Overall	2000m	1800m	1600m	1400m	1200m	1000m	Last 600m				
Field Times		2:18.28 (0:14.95)	2:03.33 (0:12.61)	1:50.72 (0:12.83)	1:37.89 (0:11.98)	1:25.91 (0:11.92)	1:13.99 (0:11.86)	1:02.13 (0:11.99)	0:38.08				
Rank	TAB Horse/Jockey	Barrier	Top Speed [km/h]	Fastest Section									Distance Travelled [m]
1	6 COUP DE TONNERRE Cody Collis	10	62.8 1600m	0:11.87 1600m	2:18.28 [1] (0:15.70)	2:02.58 [7] (0:12.61)	1:49.97 [8] (0:12.45)	1:37.52 [5] (0:11.87)	1:25.65 [3] (0:11.96)	1:13.69 [3] (0:12.11)	1:01.58 [4] (0:11.97)	0:37.46	
2	1 TAPILDOODLEDO Justin Huxtable	2	62.8 1000m	0:11.84 1000m	2:18.37 [2] (0:15.30)	2:03.07 [3] (0:12.75)	1:50.32 [4] (0:13.16)	1:37.16 [6] (0:11.98)	1:25.18 [7] (0:12.03)	1:13.15 [7] (0:12.10)	1:01.05 [7] (0:11.84)	0:37.34	-4
3	8 TOP BOY Emily Lang	1	62.0 1000m	0:11.88 1000m	2:18.52 [3] (0:14.95)	2:03.57 [1] (0:12.61)	1:50.96 [1] (0:12.83)	1:38.13 [1] (0:12.00)	1:26.13 [2] (0:12.11)	1:14.02 [2] (0:11.92)	1:02.10 [2] (0:11.88)	0:38.32	-6
4	10 TWO SMOKIN BARRELS Tahlia Fenlon	7	61.8 1600m	0:12.06 1600m	2:18.61 [4] (0:15.06)	2:03.55 [2] (0:12.68)	1:50.87 [2] (0:12.95)	1:37.92 [3] (0:12.06)	1:25.86 [5] (0:12.09)	1:13.77 [5] (0:12.06)	1:01.71 [5] (0:12.13)	0:37.47	-3
5	4 TAPPY'S LAD Trudy Thornton	6	63.1 1400m	0:11.94 1400m	2:18.87 [5] (0:15.38)	2:03.49 [5] (0:12.85)	1:50.64 [7] (0:13.09)	1:37.55 [8] (0:12.11)	1:25.44 [8] (0:11.94)	1:13.50 [8] (0:12.01)	1:01.49 [8] (0:12.05)	0:37.43	+0
6	7 INTUITU Damien Thornton	9	64.0 800m	0:11.73 800m	2:19.58 [6] (0:15.96)	2:03.62 [10] (0:12.55)	1:51.07 [9] (0:13.07)	1:38.00 [10] (0:12.17)	1:25.83 [10] (0:11.90)	1:13.93 [10] (0:12.01)	1:01.92 [10] (0:11.93)	0:38.26	+4
7	9 LIKEABEEL Robbie Dolan	8	62.3 1600m	0:11.95 1000m	2:19.93 [7] (0:15.93)	2:04.00 [9] (0:12.60)	1:51.40 [10] (0:12.98)	1:38.42 [9] (0:12.10)	1:26.32 [9] (0:11.96)	1:14.36 [9] (0:11.99)	1:02.37 [9] (0:11.95)	0:38.47	-7
8	2 SOUTHERN STOCK Kyle Wilson-Taylor	3	61.7 1200m	0:11.86 1200m	2:19.99 [8] (0:15.79)	2:04.20 [8] (0:12.34)	1:51.86 [5] (0:12.28)	1:39.58 [2] (0:11.96)	1:27.62 [1] (0:11.92)	1:15.70 [1] (0:11.86)	1:03.84 [1] (0:11.99)	0:39.69	+4
9	5 LATELY Boris Thornton	5	61.7 1600m	0:11.93 1600m	2:20.38 [9] (0:15.54)	2:04.84 [6] (0:12.66)	1:52.18 [6] (0:13.01)	1:39.17 [6] (0:11.93)	1:27.24 [6] (0:12.01)	1:15.23 [6] (0:12.04)	1:03.19 [6] (0:11.95)	0:39.07	-10
10	11 BECKFORD Cejay Graham	11	62.6 1600m	0:11.88 1400m	2:21.63 [10] (0:16.07)	2:05.56 [11] (0:12.87)	1:52.69 [11] (0:13.12)	1:39.57 [11] (0:12.11)	1:27.46 [11] (0:11.88)	1:15.58 [11] (0:11.92)	1:03.66 [11] (0:11.88)	0:39.64	-2



Eagle Farm QLD Professional

Race 2: THE GIBSON BENCHMARK 78 Handicap - 2200m

20 July 2024 - 12:34



BRISBANE
RACING CLUB

Track Rating: Good 4, Weather: Fine, Rail Position: +0.5m Entire

Section	Overall	2000m	1800m	1600m	1400m	1200m	1000m	Last 600m
Field Times	2:18.28 (0:14.95)	2:03.33 (0:12.61)	1:50.72 (0:12.83)	1:37.89 (0:11.98)	1:25.91 (0:11.92)	1:13.99 (0:11.86)	1:02.13 (0:11.99)	0:38.08

Rank	TAB	Horse/Jockey	Barrier	Top Speed [km/h]	Fastest Section	Overall	2000m	1800m	1600m	1400m	1200m	1000m	Last 600m	Distance Travelled [m]
11	3	FIFTH POSITION	4	62.4	0:11.82	2:22.04 [11]	2:06.71 [4]	1:54.05 [3]	1:41.28 [4]	1:29.37 [4]	1:17.30 [4]	1:05.48 [3]	0:41.14	-6
		James Orman		1200m	1200m	(0:15.33)	(0:12.66)	(0:12.77)	(0:11.91)	(0:12.07)	(0:11.82)	(0:12.07)		

[] Ranking at each section and finish
 -:-:- No data available at this section
 NA No data available

SCN Saddle cloth number
 DNF Did not finish
 DNT Did not track



Eagle Farm QLD Professional

Race 2: THE GIBSON BENCHMARK 78 Handicap - 2200m

20 July 2024 - 12:34



BRISBANE
RACING CLUB

Track Rating: Good 4, Weather: Fine, Rail Position: +0.5m Entire

Section										Last 600m	
Field Times				800m	600m	400m	200m			0:38.08	
				0:50.14 (0:12.06)	0:38.08 (0:12.53)	0:25.55 (0:12.55)	0:13.00 (0:13.00)				
Rank	TAB Horse/Jockey	Barrier	Top Speed [km/h]	Fastest Section					Margin	Distance Travelled [m]	
1	6 COUP DE TONNERRE Cody Collis	10	62.8 1600m	0:11.87 1600m	0:49.61 [4] (0:12.15)	0:37.46 [3] (0:12.32)	0:25.14 [4] (0:12.31)	0:12.83 [3] (0:12.83)	2:18.28	0:37.46	
2	1 TAPILDOODLEDO Justin Huxtable	2	62.8 1000m	0:11.84 1000m	0:49.21 [7] (0:11.87)	0:37.34 [5] (0:12.00)	0:25.34 [2] (0:12.25)	0:13.09 [1] (0:13.09)	0.51L	0:37.34	-4
3	8 TOP BOY Emily Lang	1	62.0 1000m	0:11.88 1000m	0:50.22 [2] (0:11.90)	0:38.32 [1] (0:12.53)	0:25.79 [1] (0:12.67)	0:13.12 [2] (0:13.12)	1.41L	0:38.32	-6
4	10 TWO SMOKIN BARRELS Tahlia Fenlon	7	61.8 1600m	0:12.06 1600m	0:49.58 [5] (0:12.11)	0:37.47 [6] (0:12.30)	0:25.17 [6] (0:12.37)	0:12.80 [4] (0:12.80)	1.95L	0:37.47	-3
5	4 TAPPY'S LAD Trudy Thornton	6	63.1 1400m	0:11.94 1400m	0:49.44 [8] (0:12.01)	0:37.43 [9] (0:12.19)	0:25.24 [8] (0:12.29)	0:12.95 [6] (0:12.95)	3.49L	0:37.43	+0
6	7 INTUITU Damien Thornton	9	64.0 800m	0:11.73 800m	0:49.99 [10] (0:11.73)	0:38.26 [8] (0:11.91)	0:26.35 [5] (0:12.59)	0:13.76 [5] (0:13.76)	7.62L	0:38.26	+4
7	9 LIKEABEEL Robbie Dolan	8	62.3 1600m	0:11.95 1000m	0:50.42 [9] (0:11.95)	0:38.47 [10] (0:12.39)	0:26.08 [10] (0:12.73)	0:13.35 [9] (0:13.35)	9.7L	0:38.47	-7
8	2 SOUTHERN STOCK Kyle Wilson-Taylor	3	61.7 1200m	0:11.86 1200m	0:51.85 [1] (0:12.16)	0:39.69 [2] (0:12.76)	0:26.93 [3] (0:13.05)	0:13.88 [7] (0:13.88)	10.06L	0:39.69	+4
9	5 LATELY Boris Thornton	5	61.7 1600m	0:11.93 1600m	0:51.24 [6] (0:12.17)	0:39.07 [7] (0:12.40)	0:26.67 [9] (0:12.64)	0:14.03 [8] (0:14.03)	12.32L	0:39.07	-10
10	11 BECKFORD Cejay Graham	11	62.6 1600m	0:11.88 1400m	0:51.78 [11] (0:12.14)	0:39.64 [11] (0:12.32)	0:27.32 [11] (0:12.78)	0:14.54 [11] (0:14.54)	19.68L	0:39.64	-2



Eagle Farm QLD Professional

Race 2: THE GIBSON BENCHMARK 78 Handicap - 2200m

20 July 2024 - 12:34



BRISBANE
RACING CLUB

Track Rating: Good 4, Weather: Fine, Rail Position: +0.5m Entire

Section	800m	600m	400m	200m	Last 600m
Field Times	0:50.14 (0:12.06)	0:38.08 (0:12.53)	0:25.55 (0:12.55)	0:13.00 (0:13.00)	0:38.08

Rank	TAB	Horse/Jockey	Barrier	Top Speed [km/h]	Fastest Section	Margin	Distance Travelled [m]
11	3	FIFTH POSITION	4	62.4	0:11.82	22.12L	-6
		James Orman		1200m	1200m		
					0:53.41 [3] (0:12.27)	0:41.14 [4] (0:12.64)	
						0:28.50 [7] (0:13.24)	
						0:15.26 [10] (0:15.26)	

[] Ranking at each section and finish
 -:-:- No data available at this section
 NA No data available

SCN Saddle cloth number
 DNF Did not finish
 DNT Did not track



Horse/Jockey Name	Coup De Tonnerre
Final Rank	1
Fastest Section Time (Section)	0:11.87 (1600m)
Top Speed [km/h] (Section)	62.8 (1600m)
Race State	Finished



Eagle Farm QLD Professional

Race 2: THE GIBSON BENCHMARK 78 Handicap - 2200m

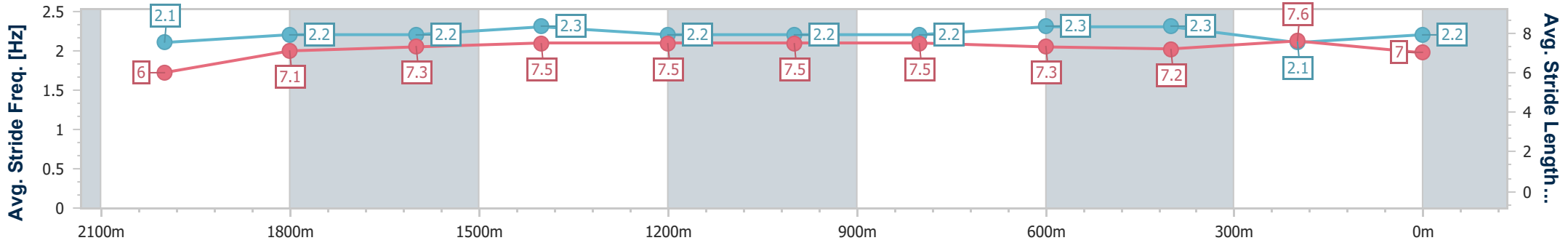
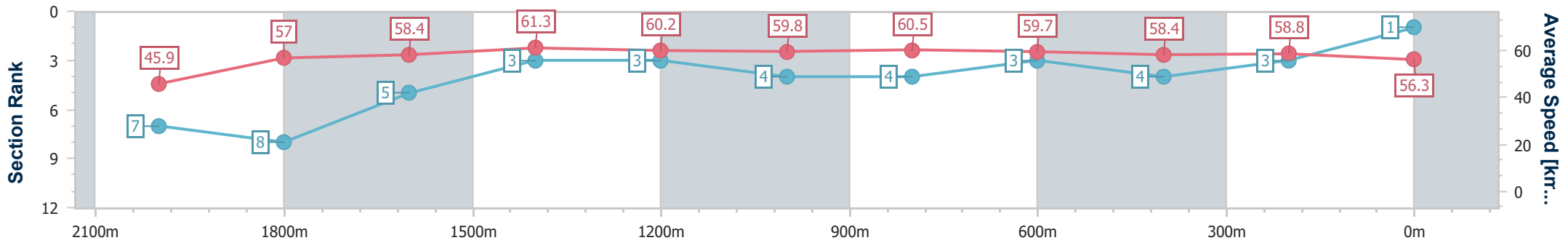
20 July 2024 - 12:34

Track Rating: Good 4, Weather: Fine, Rail Position: +0.5m Entire



BRISBANE RACING CLUB

Section	Overall	2000m	1800m	1600m	1400m	1200m	1000m	800m	600m	400m	200m
Section Times	2:18.28 [1] (0:15.70)	2:02.58 [7] (0:12.61)	1:49.97 [8] (0:12.45)	1:37.52 [5] (0:11.87)	1:25.65 [3] (0:11.96)	1:13.69 [3] (0:12.11)	1:01.58 [4] (0:11.97)	0:49.61 [4] (0:12.15)	0:37.46 [3] (0:12.32)	0:25.14 [4] (0:12.31)	0:12.83 [3] (0:12.83)
Average Speed [km/h]	45.9	57.0	58.4	61.3	60.2	59.8	60.5	59.7	58.4	58.8	56.3
Top Speed [km/h]	56.9	58.1	60.7	62.8	61.2	60.9	61.4	60.6	59.1	59.6	57.9
Avg. Dist. to Rail [m]	5.3	0.8	1.6	3.1	2.7	2.9	1.5	1.8	0.5	5.0	7.1
Avg. Stride Freq. [Hz]	2.1	2.2	2.2	2.3	2.2	2.2	2.2	2.3	2.3	2.1	2.2
Avg. Stride Length [m]	6.0	7.1	7.3	7.5	7.5	7.5	7.5	7.3	7.2	7.6	7.0



- [] Ranking at each section and finish
- .-.- No data available at this section
- NA No data available



Horse/Jockey Name	Tapildoodledo
Final Rank	2
Fastest Section Time (Section)	0:11.84 (1000m)
Top Speed [km/h] (Section)	62.8 (1000m)
Race State	Finished



Eagle Farm QLD Professional

Race 2: THE GIBSON BENCHMARK 78 Handicap - 2200m

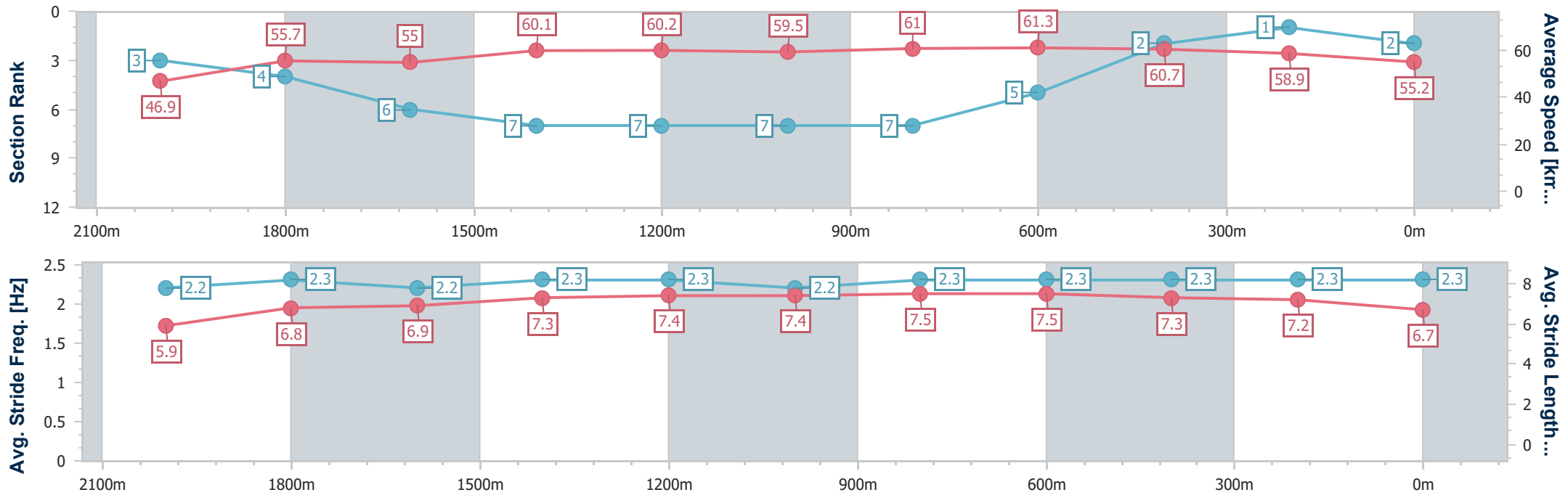
20 July 2024 - 12:34

Track Rating: Good 4, Weather: Fine, Rail Position: +0.5m Entire



BRISBANE RACING CLUB

Section	Overall	2000m	1800m	1600m	1400m	1200m	1000m	800m	600m	400m	200m
Section Times	2:18.37 [2] (0:15.30)	2:03.07 [3] (0:12.75)	1:50.32 [4] (0:13.16)	1:37.16 [6] (0:11.98)	1:25.18 [7] (0:12.03)	1:13.15 [7] (0:12.10)	1:01.05 [7] (0:11.84)	0:49.21 [7] (0:11.87)	0:37.34 [5] (0:12.00)	0:25.34 [2] (0:12.25)	0:13.09 [1] (0:13.09)
Average Speed [km/h]	46.9	55.7	55.0	60.1	60.2	59.5	61.0	61.3	60.7	58.9	55.2
Top Speed [km/h]	58.3	57.7	57.8	61.2	60.9	60.1	62.8	62.7	61.7	60.9	57.0
Avg. Dist. to Rail [m]	3.1	2.2	1.0	0.7	1.4	1.8	1.0	2.5	2.1	5.2	6.6
Avg. Stride Freq. [Hz]	2.2	2.3	2.2	2.3	2.3	2.2	2.3	2.3	2.3	2.3	2.3
Avg. Stride Length [m]	5.9	6.8	6.9	7.3	7.4	7.4	7.5	7.5	7.3	7.2	6.7



- [] Ranking at each section and finish
- .-.- No data available at this section
- NA No data available



Horse/Jockey Name	Top Boy
Final Rank	3
Fastest Section Time (Section)	0:11.88 (1000m)
Top Speed [km/h] (Section)	62.0 (1000m)
Race State	Finished



Eagle Farm QLD Professional

Race 2: THE GIBSON BENCHMARK 78 Handicap - 2200m

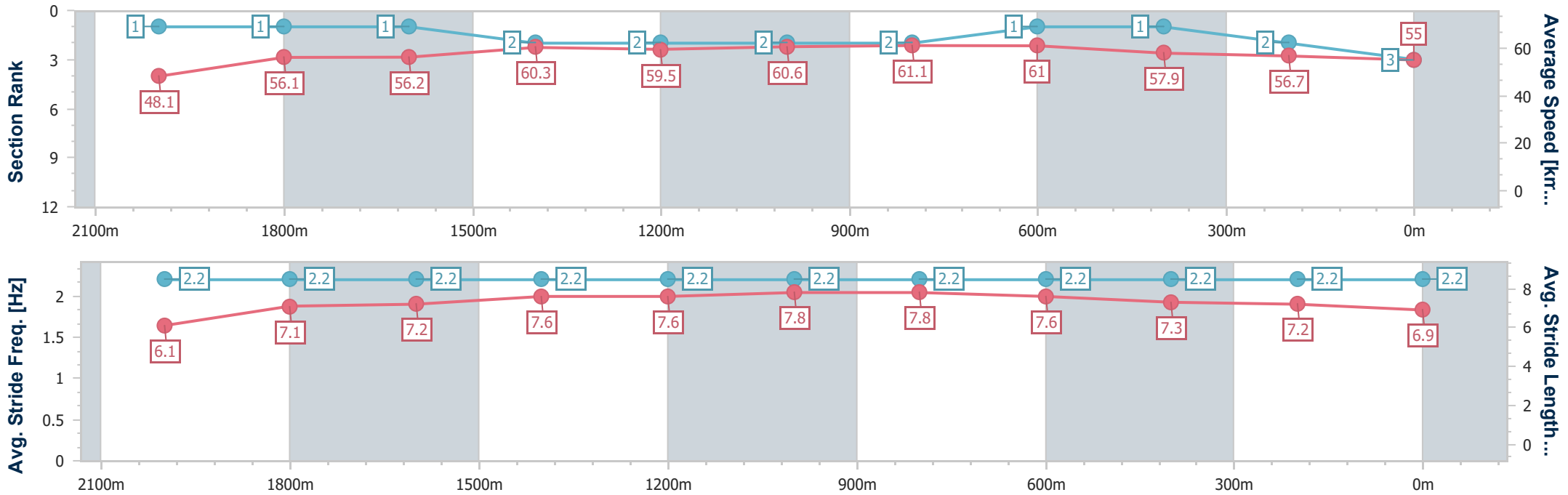
20 July 2024 - 12:34

Track Rating: Good 4, Weather: Fine, Rail Position: +0.5m Entire



BRISBANE RACING CLUB

Section	Overall	2000m	1800m	1600m	1400m	1200m	1000m	800m	600m	400m	200m
Section Times	2:18.52 [3] (0:14.95)	2:03.57 [1] (0:12.61)	1:50.96 [1] (0:12.83)	1:38.13 [1] (0:12.00)	1:26.13 [2] (0:12.11)	1:14.02 [2] (0:11.92)	1:02.10 [2] (0:11.88)	0:50.22 [2] (0:11.90)	0:38.32 [1] (0:12.53)	0:25.79 [1] (0:12.67)	0:13.12 [2] (0:13.12)
Average Speed [km/h]	48.1	56.1	56.2	60.3	59.5	60.6	61.1	61.0	57.9	56.7	55.0
Top Speed [km/h]	59.1	58.3	59.2	60.9	60.4	61.3	62.0	61.5	60.1	57.9	56.3
Avg. Dist. to Rail [m]	2.5	2.8	1.0	1.7	2.2	3.3	1.5	1.8	1.2	3.2	4.1
Avg. Stride Freq. [Hz]	2.2	2.2	2.2	2.2	2.2	2.2	2.2	2.2	2.2	2.2	2.2
Avg. Stride Length [m]	6.1	7.1	7.2	7.6	7.6	7.8	7.8	7.6	7.3	7.2	6.9



- [] Ranking at each section and finish
- .-.-.- No data available at this section
- NA No data available



Horse/Jockey Name	Two Smokin Barrels
Final Rank	4
Fastest Section Time (Section)	0:12.06 (1600m)
Top Speed [km/h] (Section)	61.8 (1600m)
Race State	Finished



Eagle Farm QLD Professional

Race 2: THE GIBSON BENCHMARK 78 Handicap - 2200m

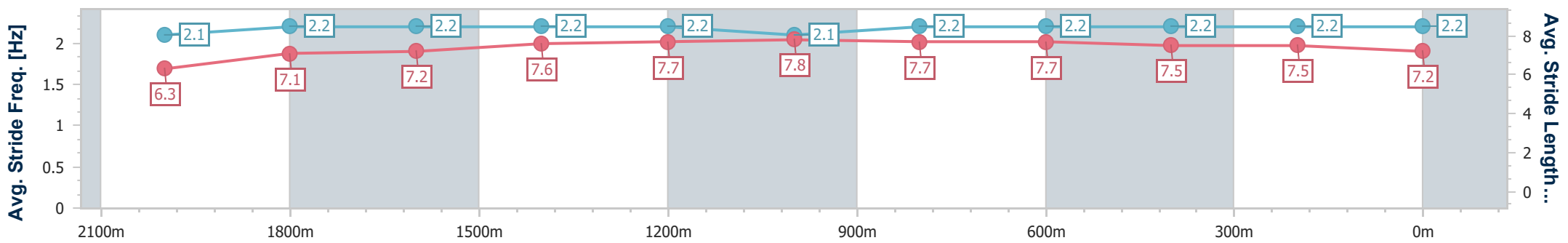
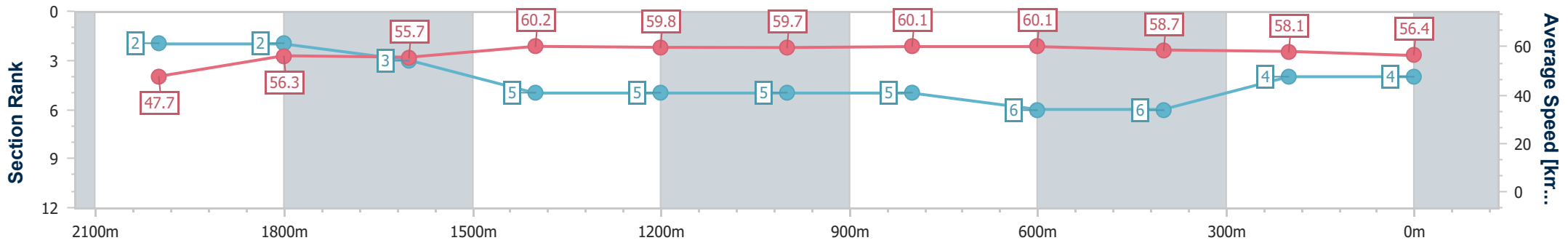
20 July 2024 - 12:34

Track Rating: Good 4, Weather: Fine, Rail Position: +0.5m Entire



BRISBANE RACING CLUB

Section	Overall	2000m	1800m	1600m	1400m	1200m	1000m	800m	600m	400m	200m
Section Times	2:18.61 [4] (0:15.06)	2:03.55 [2] (0:12.68)	1:50.87 [2] (0:12.95)	1:37.92 [3] (0:12.06)	1:25.86 [5] (0:12.09)	1:13.77 [5] (0:12.06)	1:01.71 [5] (0:12.13)	0:49.58 [5] (0:12.11)	0:37.47 [6] (0:12.30)	0:25.17 [6] (0:12.37)	0:12.80 [4] (0:12.80)
Average Speed [km/h]	47.7	56.3	55.7	60.2	59.8	59.7	60.1	60.1	58.7	58.1	56.4
Top Speed [km/h]	59.3	57.2	58.0	61.8	60.4	61.4	61.2	61.3	59.4	59.2	57.8
Avg. Dist. to Rail [m]	3.8	1.9	0.7	2.7	3.2	3.7	2.6	1.5	0.7	2.8	1.7
Avg. Stride Freq. [Hz]	2.1	2.2	2.2	2.2	2.2	2.1	2.2	2.2	2.2	2.2	2.2
Avg. Stride Length [m]	6.3	7.1	7.2	7.6	7.7	7.8	7.7	7.7	7.5	7.5	7.2



- [] Ranking at each section and finish
- .-.- No data available at this section
- NA No data available



Horse/Jockey Name	Tappy's Lad
Final Rank	5
Fastest Section Time (Section)	0:11.94 (1400m)
Top Speed [km/h] (Section)	63.1 (1400m)
Race State	Finished



Eagle Farm QLD Professional

Race 2: THE GIBSON BENCHMARK 78 Handicap - 2200m

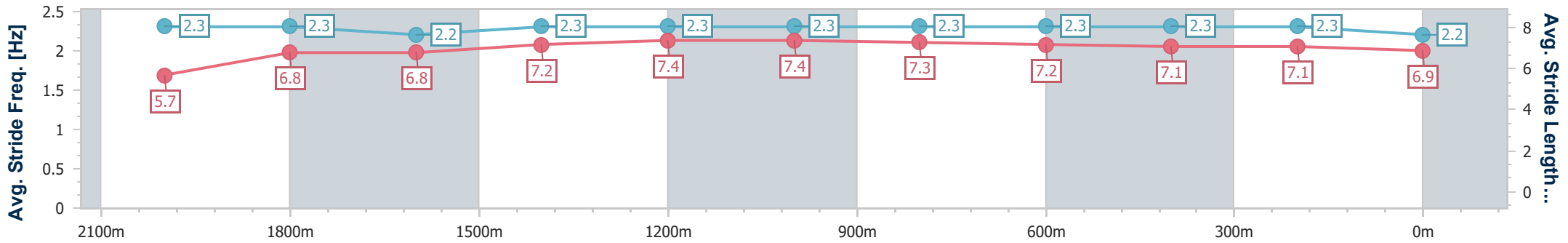
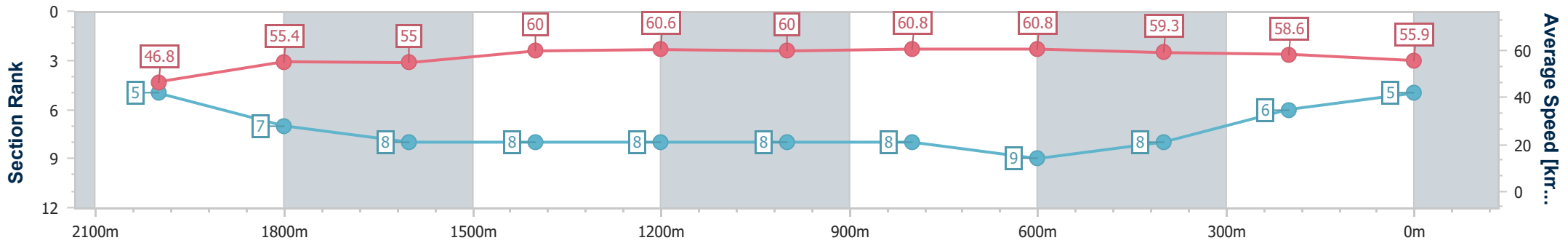
20 July 2024 - 12:34

Track Rating: Good 4, Weather: Fine, Rail Position: +0.5m Entire



BRISBANE RACING CLUB

Section	Overall	2000m	1800m	1600m	1400m	1200m	1000m	800m	600m	400m	200m
Section Times	2:18.87 [5] (0:15.38)	2:03.49 [5] (0:12.85)	1:50.64 [7] (0:13.09)	1:37.55 [8] (0:12.11)	1:25.44 [8] (0:11.94)	1:13.50 [8] (0:12.01)	1:01.49 [8] (0:12.05)	0:49.44 [8] (0:12.01)	0:37.43 [9] (0:12.19)	0:25.24 [8] (0:12.29)	0:12.95 [6] (0:12.95)
Average Speed [km/h]	46.8	55.4	55.0	60.0	60.6	60.0	60.8	60.8	59.3	58.6	55.9
Top Speed [km/h]	57.4	56.4	56.2	63.0	63.1	61.2	62.3	62.1	60.7	59.5	57.7
Avg. Dist. to Rail [m]	2.6	2.2	0.9	2.8	3.2	3.6	3.2	2.5	1.4	5.3	6.3
Avg. Stride Freq. [Hz]	2.3	2.3	2.2	2.3	2.3	2.3	2.3	2.3	2.3	2.3	2.2
Avg. Stride Length [m]	5.7	6.8	6.8	7.2	7.4	7.4	7.3	7.2	7.1	7.1	6.9



- [] Ranking at each section and finish
- .-.- No data available at this section
- NA No data available



Horse/Jockey Name	Intuitu
Final Rank	6
Fastest Section Time (Section)	0:11.73 (800m)
Top Speed [km/h] (Section)	64.0 (800m)
Race State	Finished



Eagle Farm QLD Professional

Race 2: THE GIBSON BENCHMARK 78 Handicap - 2200m

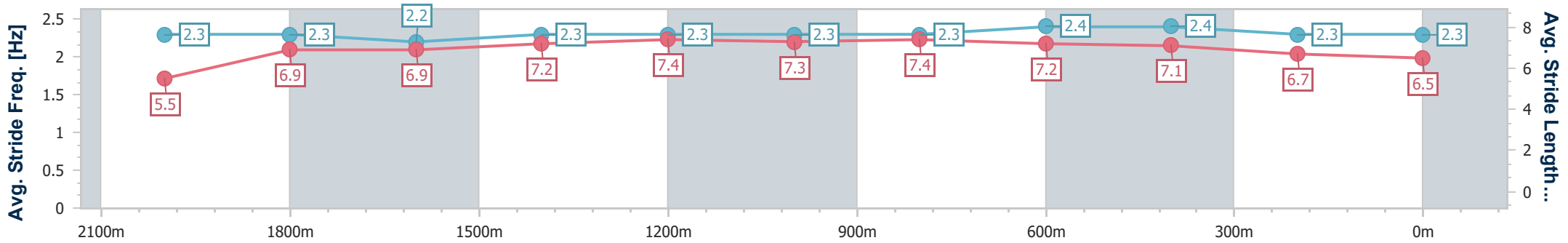
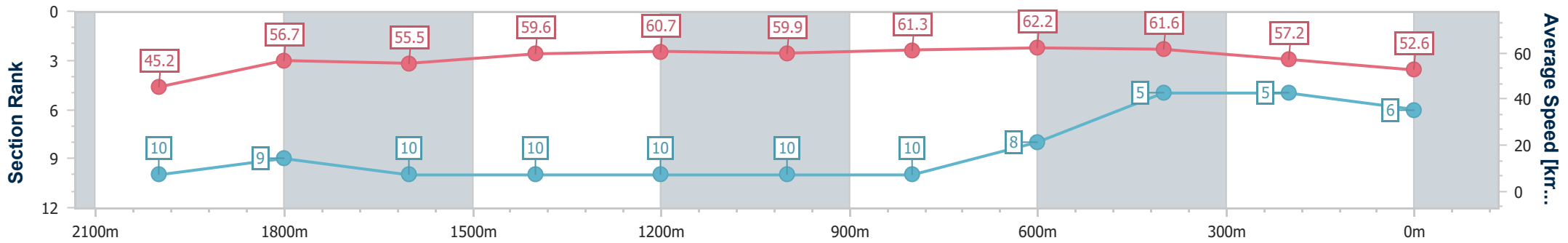
20 July 2024 - 12:34

Track Rating: Good 4, Weather: Fine, Rail Position: +0.5m Entire



BRISBANE RACING CLUB

Section	Overall	2000m	1800m	1600m	1400m	1200m	1000m	800m	600m	400m	200m
Section Times	2:19.58 [6] (0:15.96)	2:03.62 [10] (0:12.55)	1:51.07 [9] (0:13.07)	1:38.00 [10] (0:12.17)	1:25.83 [10] (0:11.90)	1:13.93 [10] (0:12.01)	1:01.92 [10] (0:11.93)	0:49.99 [10] (0:11.73)	0:38.26 [8] (0:11.91)	0:26.35 [5] (0:12.59)	0:13.76 [5] (0:13.76)
Average Speed [km/h]	45.2	56.7	55.5	59.6	60.7	59.9	61.3	62.2	61.6	57.2	52.6
Top Speed [km/h]	56.5	57.8	56.5	61.5	61.6	60.7	62.4	64.0	62.7	60.0	55.5
Avg. Dist. to Rail [m]	4.1	1.7	0.8	2.7	3.3	3.5	2.8	3.1	3.3	6.1	7.1
Avg. Stride Freq. [Hz]	2.3	2.3	2.2	2.3	2.3	2.3	2.3	2.4	2.4	2.3	2.3
Avg. Stride Length [m]	5.5	6.9	6.9	7.2	7.4	7.3	7.4	7.2	7.1	6.7	6.5



- [] Ranking at each section and finish
- .-.- No data available at this section
- NA No data available



Horse/Jockey Name	Likeabeel
Final Rank	7
Fastest Section Time (Section)	0:11.95 (1000m)
Top Speed [km/h] (Section)	62.3 (1600m)
Race State	Finished



Eagle Farm QLD Professional

Race 2: THE GIBSON BENCHMARK 78 Handicap - 2200m

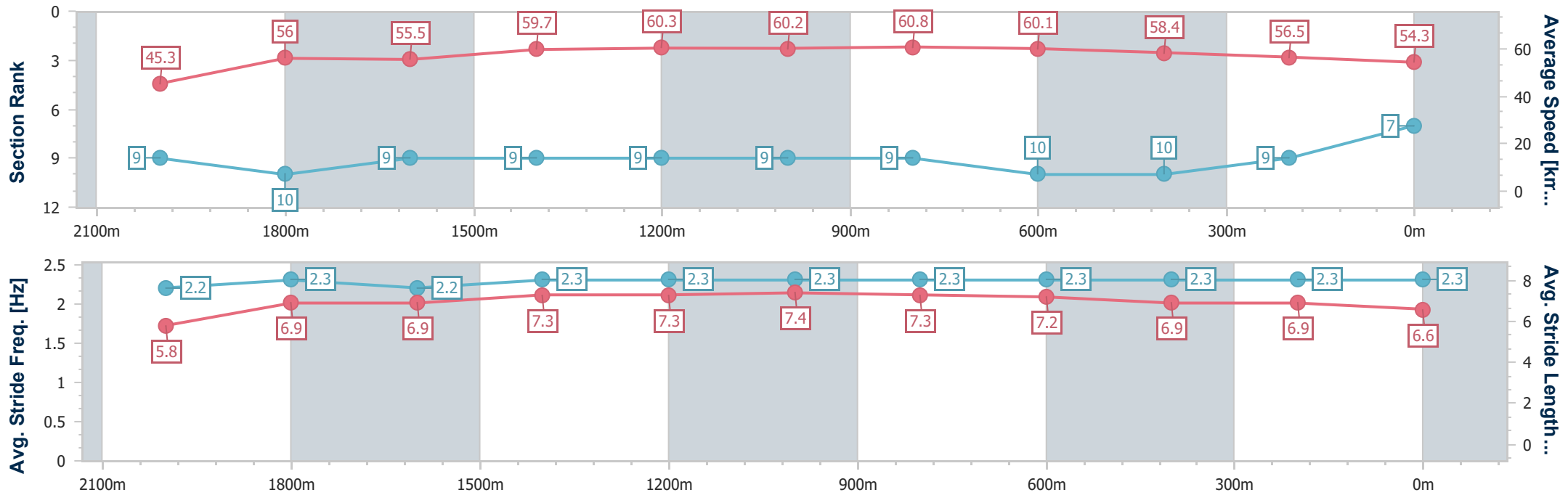
20 July 2024 - 12:34

Track Rating: Good 4, Weather: Fine, Rail Position: +0.5m Entire



BRISBANE RACING CLUB

Section	Overall	2000m	1800m	1600m	1400m	1200m	1000m	800m	600m	400m	200m
Section Times	2:19.93 [7] (0:15.93)	2:04.00 [9] (0:12.60)	1:51.40 [10] (0:12.98)	1:38.42 [9] (0:12.10)	1:26.32 [9] (0:11.96)	1:14.36 [9] (0:11.99)	1:02.37 [9] (0:11.95)	0:50.42 [9] (0:11.95)	0:38.47 [10] (0:12.39)	0:26.08 [10] (0:12.73)	0:13.35 [9] (0:13.35)
Average Speed [km/h]	45.3	56.0	55.5	59.7	60.3	60.2	60.8	60.1	58.4	56.5	54.3
Top Speed [km/h]	56.7	57.9	56.2	62.3	61.3	61.2	61.9	61.9	60.4	59.2	56.1
Avg. Dist. to Rail [m]	3.3	3.0	1.1	1.8	2.0	2.1	1.3	0.5	0.7	4.1	2.6
Avg. Stride Freq. [Hz]	2.2	2.3	2.2	2.3	2.3	2.3	2.3	2.3	2.3	2.3	2.3
Avg. Stride Length [m]	5.8	6.9	6.9	7.3	7.3	7.4	7.3	7.2	6.9	6.9	6.6



- [] Ranking at each section and finish
- .-.- No data available at this section
- NA No data available



Horse/Jockey Name	Southern Stock
Final Rank	8
Fastest Section Time (Section)	0:11.86 (1200m)
Top Speed [km/h] (Section)	61.7 (1200m)
Race State	Finished



Eagle Farm QLD Professional

Race 2: THE GIBSON BENCHMARK 78 Handicap - 2200m

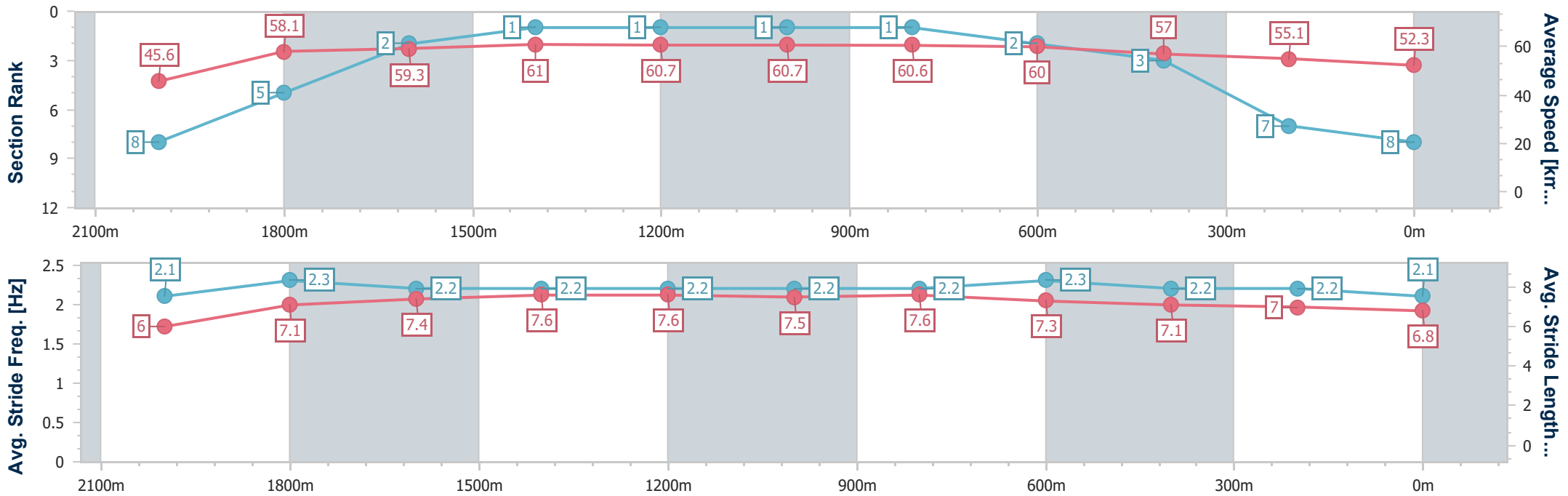
20 July 2024 - 12:34

Track Rating: Good 4, Weather: Fine, Rail Position: +0.5m Entire



BRISBANE RACING CLUB

Section	Overall	2000m	1800m	1600m	1400m	1200m	1000m	800m	600m	400m	200m
Section Times	2:19.99 [8] (0:15.79)	2:04.20 [8] (0:12.34)	1:51.86 [5] (0:12.28)	1:39.58 [2] (0:11.96)	1:27.62 [1] (0:11.92)	1:15.70 [1] (0:11.86)	1:03.84 [1] (0:11.99)	0:51.85 [1] (0:12.16)	0:39.69 [2] (0:12.76)	0:26.93 [3] (0:13.05)	0:13.88 [7] (0:13.88)
Average Speed [km/h]	45.6	58.1	59.3	61.0	60.7	60.7	60.6	60.0	57.0	55.1	52.3
Top Speed [km/h]	58.1	58.8	60.7	61.5	61.1	61.7	61.5	61.0	58.5	56.4	53.6
Avg. Dist. to Rail [m]	1.4	1.8	2.7	3.1	3.1	2.7	2.4	2.9	1.8	3.5	2.8
Avg. Stride Freq. [Hz]	2.1	2.3	2.2	2.2	2.2	2.2	2.2	2.3	2.2	2.2	2.1
Avg. Stride Length [m]	6.0	7.1	7.4	7.6	7.6	7.5	7.6	7.3	7.1	7.0	6.8



- [] Ranking at each section and finish
- .-.- No data available at this section
- NA No data available



Horse/Jockey Name	Lately
Final Rank	9
Fastest Section Time (Section)	0:11.93 (1600m)
Top Speed [km/h] (Section)	61.7 (1600m)
Race State	Finished



Eagle Farm QLD Professional

Race 2: THE GIBSON BENCHMARK 78 Handicap - 2200m

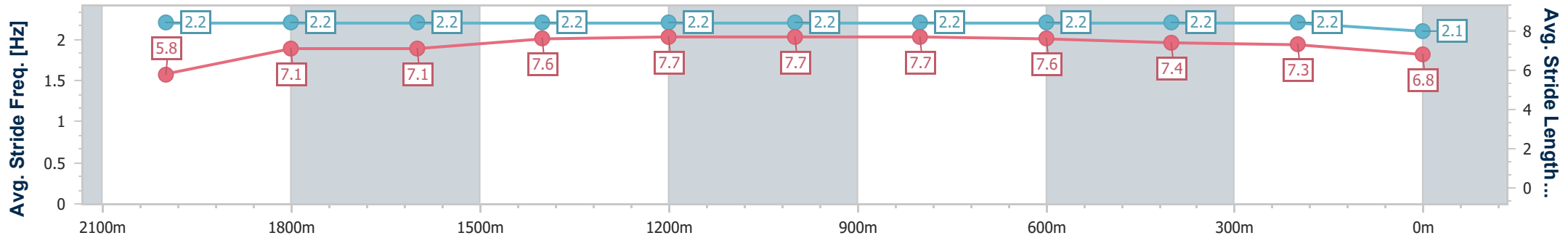
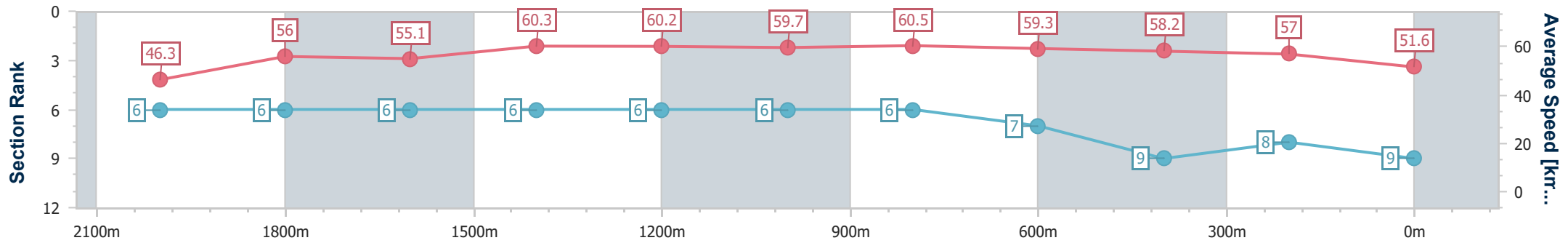
20 July 2024 - 12:34

Track Rating: Good 4, Weather: Fine, Rail Position: +0.5m Entire



BRISBANE RACING CLUB

Section	Overall	2000m	1800m	1600m	1400m	1200m	1000m	800m	600m	400m	200m
Section Times	2:20.38 [9] (0:15.54)	2:04.84 [6] (0:12.66)	1:52.18 [6] (0:13.01)	1:39.17 [6] (0:11.93)	1:27.24 [6] (0:12.01)	1:15.23 [6] (0:12.04)	1:03.19 [6] (0:11.95)	0:51.24 [6] (0:12.17)	0:39.07 [7] (0:12.40)	0:26.67 [9] (0:12.64)	0:14.03 [8] (0:14.03)
Average Speed [km/h]	46.3	56.0	55.1	60.3	60.2	59.7	60.5	59.3	58.2	57.0	51.6
Top Speed [km/h]	56.6	56.7	58.2	61.7	61.3	60.9	61.2	60.6	60.0	58.2	54.8
Avg. Dist. to Rail [m]	2.2	3.3	0.8	0.5	0.7	1.6	0.9	0.6	0.7	1.9	0.7
Avg. Stride Freq. [Hz]	2.2	2.2	2.2	2.2	2.2	2.2	2.2	2.2	2.2	2.2	2.1
Avg. Stride Length [m]	5.8	7.1	7.1	7.6	7.7	7.7	7.7	7.6	7.4	7.3	6.8



- [] Ranking at each section and finish
- .-.- No data available at this section
- NA No data available



Horse/Jockey Name	Beckford
Final Rank	10
Fastest Section Time (Section)	0:11.88 (1400m)
Top Speed [km/h] (Section)	62.6 (1600m)
Race State	Finished



Eagle Farm QLD Professional

Race 2: THE GIBSON BENCHMARK 78 Handicap - 2200m

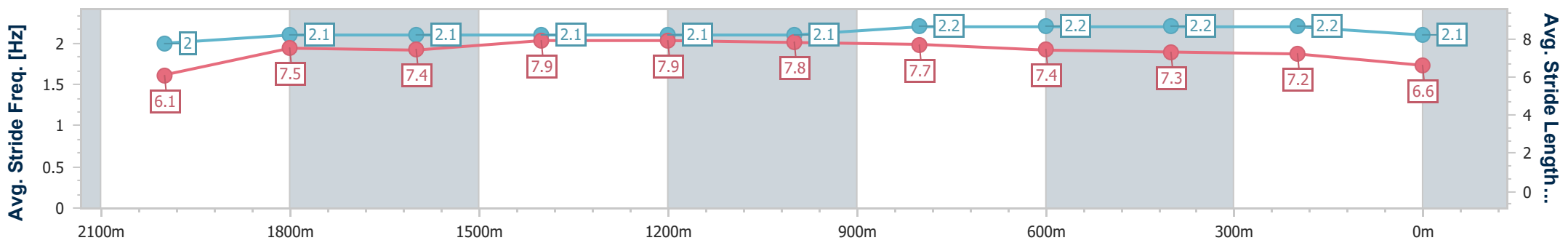
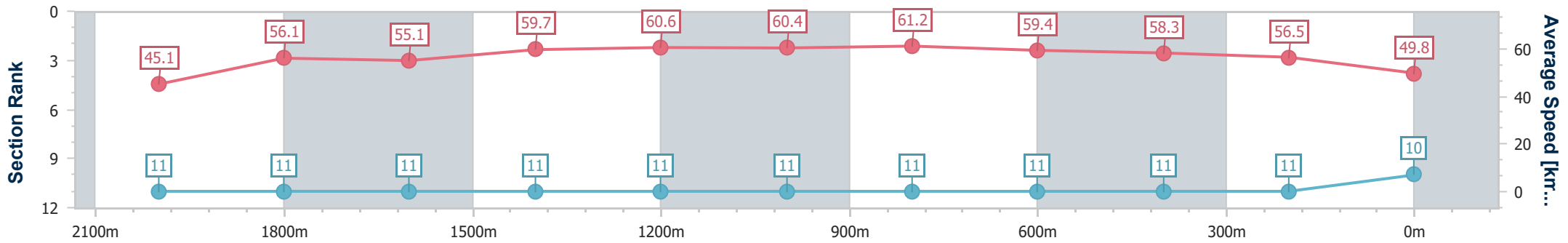
20 July 2024 - 12:34

Track Rating: Good 4, Weather: Fine, Rail Position: +0.5m Entire



BRISBANE RACING CLUB

Section	Overall	2000m	1800m	1600m	1400m	1200m	1000m	800m	600m	400m	200m
Section Times	2:21.63 [10] (0:16.07)	2:05.56 [11] (0:12.87)	1:52.69 [11] (0:13.12)	1:39.57 [11] (0:12.11)	1:27.46 [11] (0:11.88)	1:15.58 [11] (0:11.92)	1:03.66 [11] (0:11.88)	0:51.78 [11] (0:12.14)	0:39.64 [11] (0:12.32)	0:27.32 [11] (0:12.78)	0:14.54 [11] (0:14.54)
Average Speed [km/h]	45.1	56.1	55.1	59.7	60.6	60.4	61.2	59.4	58.3	56.5	49.8
Top Speed [km/h]	55.1	57.3	57.1	62.6	62.3	60.9	61.6	60.6	58.9	58.1	53.8
Avg. Dist. to Rail [m]	7.0	1.0	0.9	1.4	1.4	1.7	1.3	0.6	0.4	2.0	5.0
Avg. Stride Freq. [Hz]	2.0	2.1	2.1	2.1	2.1	2.1	2.2	2.2	2.2	2.2	2.1
Avg. Stride Length [m]	6.1	7.5	7.4	7.9	7.9	7.8	7.7	7.4	7.3	7.2	6.6



- [] Ranking at each section and finish
- .-.- No data available at this section
- NA No data available



Horse/Jockey Name	Fifth Position
Final Rank	11
Fastest Section Time (Section)	0:11.82 (1200m)
Top Speed [km/h] (Section)	62.4 (1200m)
Race State	Finished



Eagle Farm QLD Professional

Race 2: THE GIBSON BENCHMARK 78 Handicap - 2200m

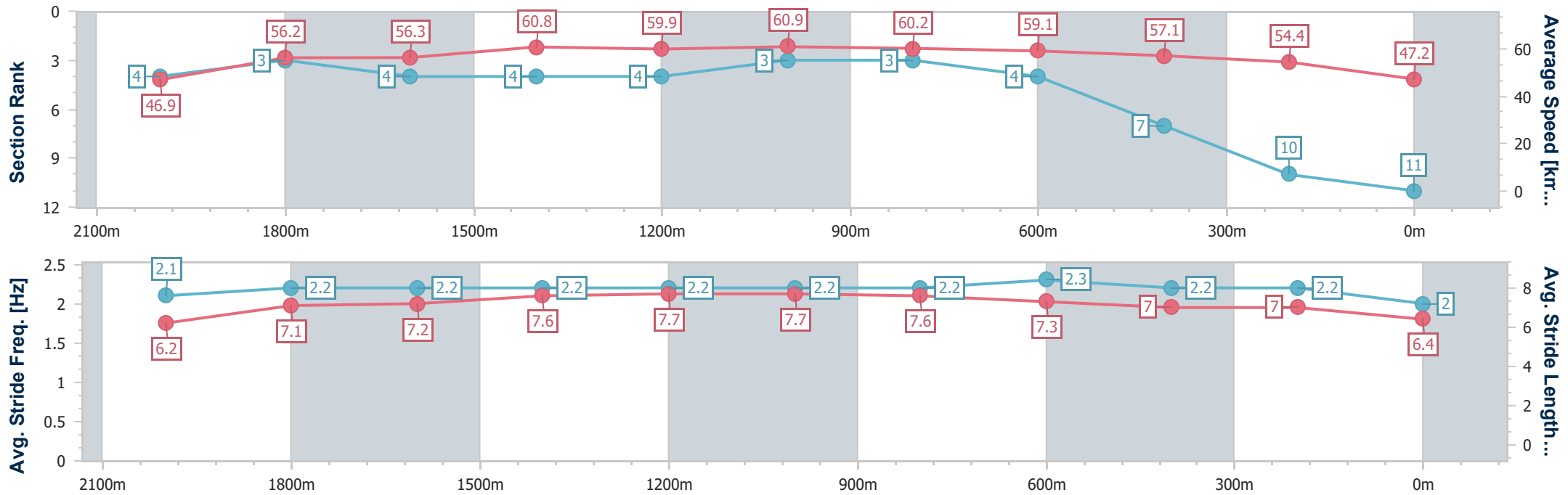
20 July 2024 - 12:34

Track Rating: Good 4, Weather: Fine, Rail Position: +0.5m Entire



BRISBANE RACING CLUB

Section	Overall	2000m	1800m	1600m	1400m	1200m	1000m	800m	600m	400m	200m
Section Times	2:22.04 [11] (0:15.33)	2:06.71 [4] (0:12.66)	1:54.05 [3] (0:12.77)	1:41.28 [4] (0:11.91)	1:29.37 [4] (0:12.07)	1:17.30 [4] (0:11.82)	1:05.48 [3] (0:12.07)	0:53.41 [3] (0:12.27)	0:41.14 [4] (0:12.64)	0:28.50 [7] (0:13.24)	0:15.26 [10] (0:15.26)
Average Speed [km/h]	46.9	56.2	56.3	60.8	59.9	60.9	60.2	59.1	57.1	54.4	47.2
Top Speed [km/h]	59.2	57.3	59.7	61.6	60.9	62.4	60.8	59.7	58.0	55.9	53.3
Avg. Dist. to Rail [m]	2.3	2.1	0.6	1.8	2.0	2.2	2.0	1.7	0.4	1.6	3.7
Avg. Stride Freq. [Hz]	2.1	2.2	2.2	2.2	2.2	2.2	2.2	2.3	2.2	2.2	2.0
Avg. Stride Length [m]	6.2	7.1	7.2	7.6	7.7	7.7	7.6	7.3	7.0	7.0	6.4



- [] Ranking at each section and finish
- .-.- No data available at this section
- NA No data available



Eagle Farm QLD Professional

Race 3: SKY RACING OPEN Handicap - Weights Raised 3kg - 1600m

20 July 2024 - 13:09



BRISBANE
RACING CLUB

Track Rating: Good 4, Weather: Fine, Rail Position: +0.5m Entire

Section		Overall	1400m	1200m	1000m	800m	600m	400m	Last 600m				
Field Times		1:36.02 (0:13.42)	1:22.60 (0:10.57)	1:12.03 (0:10.90)	1:01.13 (0:11.64)	0:49.49 (0:11.78)	0:37.71 (0:11.91)	0:25.80 (0:12.34)	0:37.71				
Rank	TAB Horse/Jockey	Barrier	Top Speed [km/h]	Fastest Section									Distance Travelled [m]
1	9 A DEEL OF HUMOUR Anthony Allen	5	68.8 1400m	0:10.64 1400m	1:36.02 [1] (0:13.70)	1:22.32 [7] (0:10.64)	1:11.68 [5] (0:11.06)	1:00.62 [5] (0:11.80)	0:48.82 [7] (0:11.69)	0:37.13 [4] (0:11.82)	0:25.31 [5] (0:12.05)	0:37.13	
2	2 ESSONNE Justin Huxtable	4	68.3 1400m	0:10.77 1400m	1:36.16 [2] (0:13.83)	1:22.33 [8] (0:10.77)	1:11.56 [8] (0:11.14)	1:00.42 [8] (0:11.81)	0:48.61 [8] (0:11.77)	0:36.84 [8] (0:11.70)	0:25.14 [7] (0:11.91)	0:36.84	-4
3	4 WITHOUT REVENGE Kyle Wilson-Taylor	9	70.8 1400m	0:10.38 1400m	1:36.22 [3] (0:13.61)	1:22.61 [4] (0:10.38)	1:12.23 [1] (0:10.99)	1:01.24 [2] (0:11.61)	0:49.63 [2] (0:11.74)	0:37.89 [2] (0:11.89)	0:26.00 [1] (0:12.39)	0:37.89	-1
4	6 CINQUE TORRI Cejay Graham	2	68.2 Overall	0:10.73 1400m	1:36.27 [4] (0:13.42)	1:22.85 [1] (0:10.73)	1:12.12 [3] (0:11.02)	1:01.10 [3] (0:11.65)	0:49.45 [3] (0:11.75)	0:37.70 [3] (0:11.91)	0:25.79 [3] (0:12.24)	0:37.70	-4
5	5 SEA RAIDER Damien Thornton	8	70.0 1400m	0:10.57 1400m	1:36.50 [5] (0:13.61)	1:22.89 [4] (0:10.57)	1:12.32 [4] (0:11.07)	1:01.25 [4] (0:11.82)	0:49.43 [4] (0:11.83)	0:37.60 [6] (0:11.77)	0:25.83 [4] (0:12.26)	0:37.60	+1
6	8 HE'S HEAVEN Samantha Collett	7	68.8 1400m	0:10.53 1400m	1:36.54 [6] (0:13.46)	1:23.08 [2] (0:10.53)	1:12.55 [2] (0:10.90)	1:01.65 [1] (0:11.64)	0:50.01 [1] (0:11.78)	0:38.23 [1] (0:11.92)	0:26.31 [2] (0:12.33)	0:38.23	-3
7	3 JETTY Robbie Dolan	3	68.7 Overall	0:10.76 1400m	1:36.65 [7] (0:13.58)	1:23.07 [3] (0:10.76)	1:12.31 [6] (0:11.08)	1:01.23 [6] (0:11.75)	0:49.48 [6] (0:11.72)	0:37.76 [5] (0:11.83)	0:25.93 [6] (0:12.22)	0:37.76	-3
8	1 STEELY James Orman	1	68.8 1400m	0:10.70 1400m	1:37.24 [8] (0:13.70)	1:23.54 [6] (0:10.70)	1:12.84 [7] (0:11.07)	1:01.77 [7] (0:11.65)	0:50.12 [5] (0:11.79)	0:38.33 [7] (0:12.11)	0:26.22 [8] (0:12.38)	0:38.33	-5

Scratched: Bold Bourbon (#7)

[] Ranking at each section and finish
 -:-:- No data available at this section
 NA No data available

SCN Saddle cloth number
 DNF Did not finish
 DNT Did not track



Eagle Farm QLD Professional

Race 3: SKY RACING OPEN Handicap - Weights Raised 3kg - 1600m

20 July 2024 - 13:09



BRISBANE
RACING CLUB

Track Rating: Good 4, Weather: Fine, Rail Position: +0.5m Entire

Section							200m			Last 600m
Field Times							0:13.46			0:37.71
							(0:13.46)			
Rank	TAB	Horse/Jockey	Barrier	Top Speed [km/h]	Fastest Section	Margin			Distance Travelled [m]	
1	9	A DEEL OF HUMOUR Anthony Allen	5	68.8 1400m	0:10.64 1400m	0:13.26 [4] (0:13.26)	1:36.02			0:37.13
2	2	ESSONNE Justin Huxtable	4	68.3 1400m	0:10.77 1400m	0:13.23 [6] (0:13.23)	0.79L			0:36.84 -4
3	4	WITHOUT REVENGE Kyle Wilson-Taylor	9	70.8 1400m	0:10.38 1400m	0:13.61 [2] (0:13.61)	1.2L			0:37.89 -1
4	6	CINQUE TORRI Cejay Graham	2	68.2 Overall	0:10.73 1400m	0:13.55 [3] (0:13.55)	1.45L			0:37.70 -4
5	5	SEA RAIDER Damien Thornton	8	70.0 1400m	0:10.57 1400m	0:13.57 [5] (0:13.57)	2.84L			0:37.60 +1
6	8	HE'S HEAVEN Samantha Collett	7	68.8 1400m	0:10.53 1400m	0:13.98 [1] (0:13.98)	3.08L			0:38.23 -3
7	3	JETTY Robbie Dolan	3	68.7 Overall	0:10.76 1400m	0:13.71 [7] (0:13.71)	3.69L			0:37.76 -3
8	1	STEELY James Orman	1	68.8 1400m	0:10.70 1400m	0:13.84 [8] (0:13.84)	7.16L			0:38.33 -5

Scratched: Bold Bourbon (#7)

[] Ranking at each section and finish
 -:-:- No data available at this section
 NA No data available

SCN Saddle cloth number
 DNF Did not finish
 DNT Did not track



Horse/Jockey Name	A Deel Of Humour
Final Rank	1
Fastest Section Time (Section)	0:10.64 (1400m)
Top Speed [km/h] (Section)	68.8 (1400m)
Race State	Finished



Eagle Farm QLD Professional
Race 3: SKY RACING OPEN Handicap - Weights Raised 3kg - 1600m

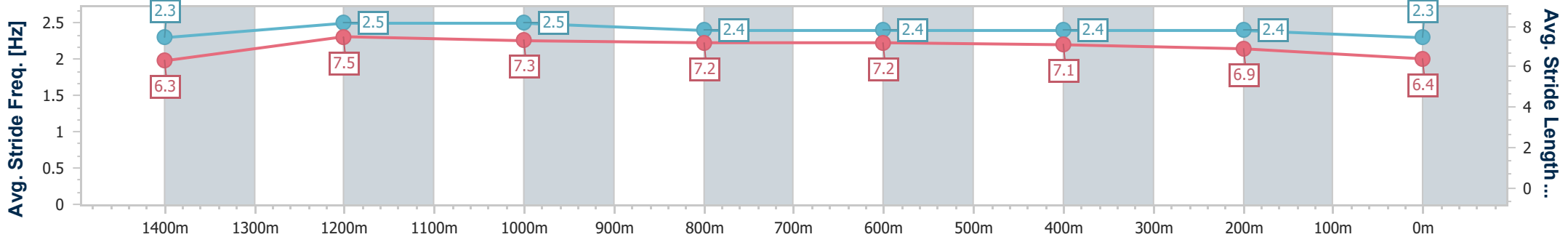
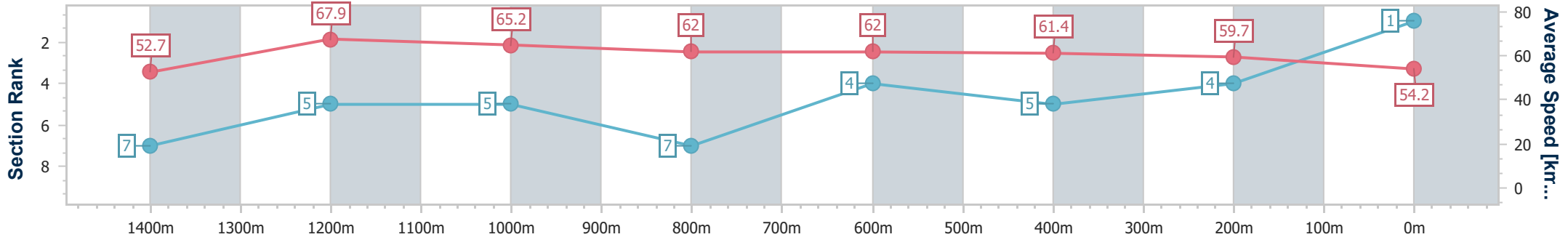


20 July 2024 - 13:09

BRISBANE RACING CLUB

Track Rating: Good 4, Weather: Fine, Rail Position: +0.5m Entire

Section	Overall	1400m	1200m	1000m	800m	600m	400m	200m
Section Times	1:36.02 [1] (0:13.70)	1:22.32 [7] (0:10.64)	1:11.68 [5] (0:11.06)	1:00.62 [5] (0:11.80)	0:48.82 [7] (0:11.69)	0:37.13 [4] (0:11.82)	0:25.31 [5] (0:12.05)	0:13.26 [4] (0:13.26)
Average Speed [km/h]	52.7	67.9	65.2	62.0	62.0	61.4	59.7	54.2
Top Speed [km/h]	66.4	68.8	67.0	63.1	63.0	62.8	61.6	57.4
Avg. Dist. to Rail [m]	9.9	4.1	4.3	3.1	1.3	1.0	5.1	5.5
Avg. Stride Freq. [Hz]	2.3	2.5	2.5	2.4	2.4	2.4	2.4	2.3
Avg. Stride Length [m]	6.3	7.5	7.3	7.2	7.2	7.1	6.9	6.4



- [] Ranking at each section and finish
- .-.- No data available at this section
- NA No data available



Horse/Jockey Name	Essonne
Final Rank	2
Fastest Section Time (Section)	0:10.77 (1400m)
Top Speed [km/h] (Section)	68.3 (1400m)
Race State	Finished



Eagle Farm QLD Professional
Race 3: SKY RACING OPEN Handicap - Weights Raised 3kg - 1600m

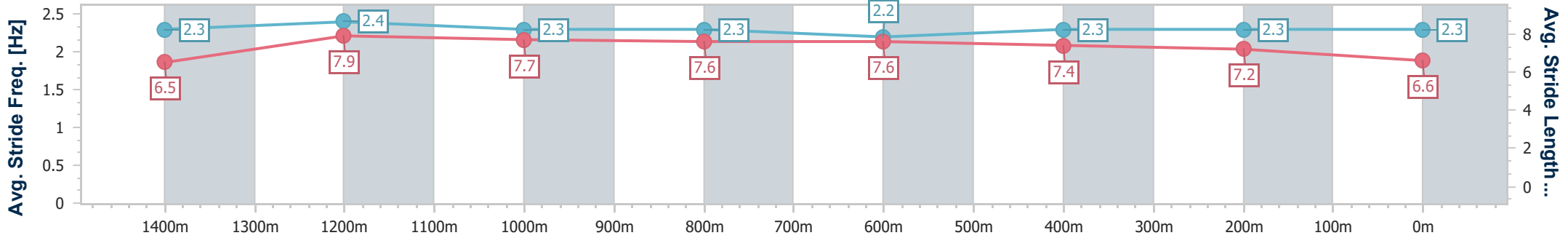
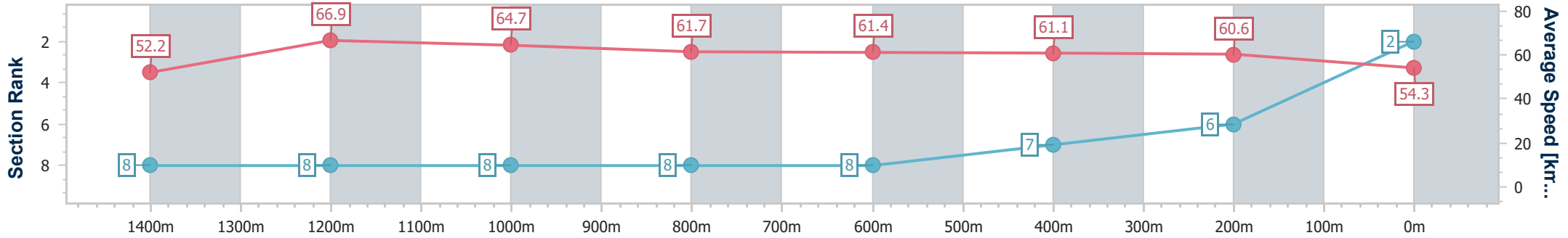


20 July 2024 - 13:09

BRISBANE RACING CLUB

Track Rating: Good 4, Weather: Fine, Rail Position: +0.5m Entire

Section	Overall	1400m	1200m	1000m	800m	600m	400m	200m
Section Times	1:36.16 [2] (0:13.83)	1:22.33 [8] (0:10.77)	1:11.56 [8] (0:11.14)	1:00.42 [8] (0:11.81)	0:48.61 [8] (0:11.77)	0:36.84 [8] (0:11.70)	0:25.14 [7] (0:11.91)	0:13.23 [6] (0:13.23)
Average Speed [km/h]	52.2	66.9	64.7	61.7	61.4	61.1	60.6	54.3
Top Speed [km/h]	67.4	68.3	66.3	63.0	63.0	62.4	62.4	58.8
Avg. Dist. to Rail [m]	8.3	2.6	3.6	2.2	0.5	0.9	3.2	3.1
Avg. Stride Freq. [Hz]	2.3	2.4	2.3	2.3	2.2	2.3	2.3	2.3
Avg. Stride Length [m]	6.5	7.9	7.7	7.6	7.6	7.4	7.2	6.6



- [] Ranking at each section and finish
- .-.- No data available at this section
- NA No data available



Horse/Jockey Name	Without Revenge
Final Rank	3
Fastest Section Time (Section)	0:10.38 (1400m)
Top Speed [km/h] (Section)	70.8 (1400m)
Race State	Finished



Eagle Farm QLD Professional
Race 3: SKY RACING OPEN Handicap - Weights Raised 3kg - 1600m

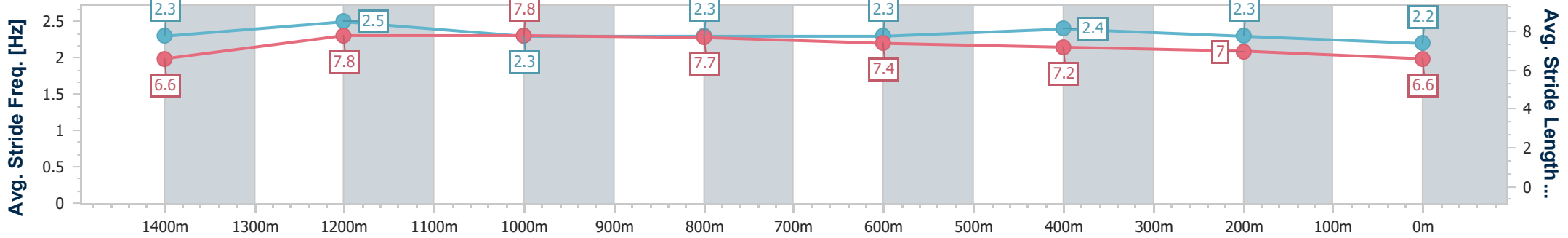
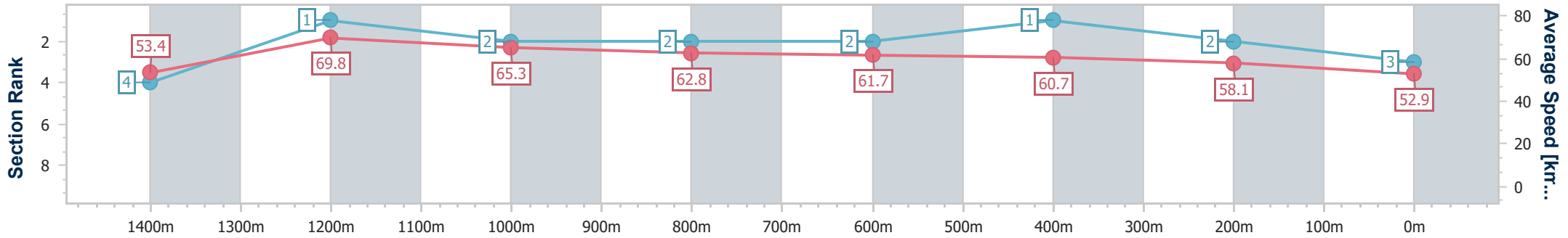


20 July 2024 - 13:09

BRISBANE RACING CLUB

Track Rating: Good 4, Weather: Fine, Rail Position: +0.5m Entire

Section	Overall	1400m	1200m	1000m	800m	600m	400m	200m
Section Times	1:36.22 [3] (0:13.61)	1:22.61 [4] (0:10.38)	1:12.23 [1] (0:10.99)	1:01.24 [2] (0:11.61)	0:49.63 [2] (0:11.74)	0:37.89 [2] (0:11.89)	0:26.00 [1] (0:12.39)	0:13.61 [2] (0:13.61)
Average Speed [km/h]	53.4	69.8	65.3	62.8	61.7	60.7	58.1	52.9
Top Speed [km/h]	68.8	70.8	68.7	63.2	62.5	62.1	59.9	54.9
Avg. Dist. to Rail [m]	13.7	7.4	3.9	1.9	0.9	0.7	3.4	2.9
Avg. Stride Freq. [Hz]	2.3	2.5	2.3	2.3	2.3	2.4	2.3	2.2
Avg. Stride Length [m]	6.6	7.8	7.8	7.7	7.4	7.2	7.0	6.6



- [] Ranking at each section and finish
- .-.- No data available at this section
- NA No data available



Horse/Jockey Name	Cinque Torri
Final Rank	4
Fastest Section Time (Section)	0:10.73 (1400m)
Top Speed [km/h] (Section)	68.2 (Overall)
Race State	Finished



Eagle Farm QLD Professional
Race 3: SKY RACING OPEN Handicap - Weights Raised 3kg - 1600m

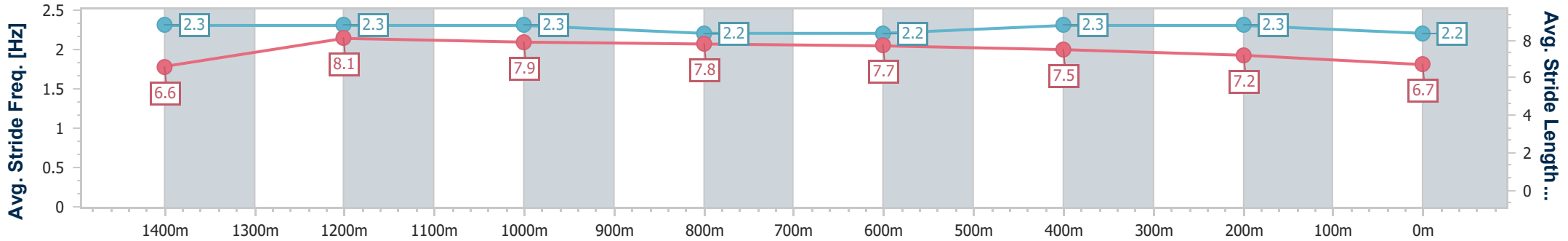
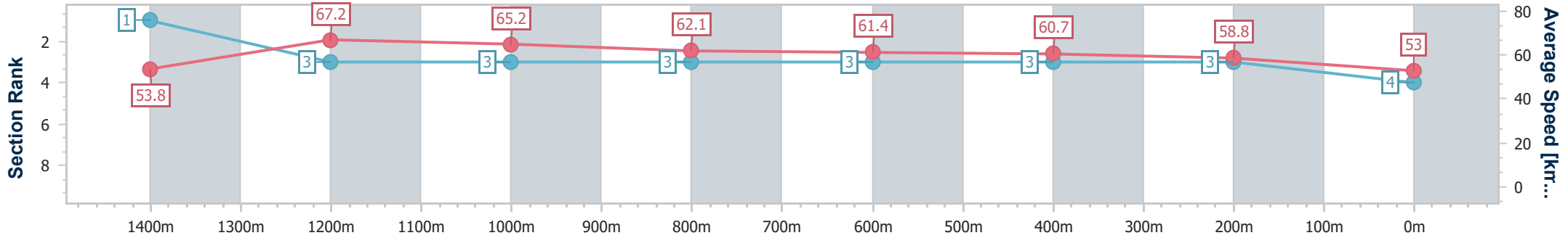


20 July 2024 - 13:09

BRISBANE RACING CLUB

Track Rating: Good 4, Weather: Fine, Rail Position: +0.5m Entire

Section	Overall	1400m	1200m	1000m	800m	600m	400m	200m
Section Times	1:36.27 [4] (0:13.42)	1:22.85 [1] (0:10.73)	1:12.12 [3] (0:11.02)	1:01.10 [3] (0:11.65)	0:49.45 [3] (0:11.75)	0:37.70 [3] (0:11.91)	0:25.79 [3] (0:12.24)	0:13.55 [3] (0:13.55)
Average Speed [km/h]	53.8	67.2	65.2	62.1	61.4	60.7	58.8	53.0
Top Speed [km/h]	68.2	68.1	67.1	64.2	61.9	61.5	60.3	55.9
Avg. Dist. to Rail [m]	6.4	1.0	1.5	1.3	0.4	0.6	3.2	3.9
Avg. Stride Freq. [Hz]	2.3	2.3	2.3	2.2	2.2	2.3	2.3	2.2
Avg. Stride Length [m]	6.6	8.1	7.9	7.8	7.7	7.5	7.2	6.7



- [] Ranking at each section and finish
- .-.- No data available at this section
- NA No data available



Horse/Jockey Name	Sea Raider
Final Rank	5
Fastest Section Time (Section)	0:10.57 (1400m)
Top Speed [km/h] (Section)	70.0 (1400m)
Race State	Finished



Eagle Farm QLD Professional
Race 3: SKY RACING OPEN Handicap - Weights Raised 3kg - 1600m

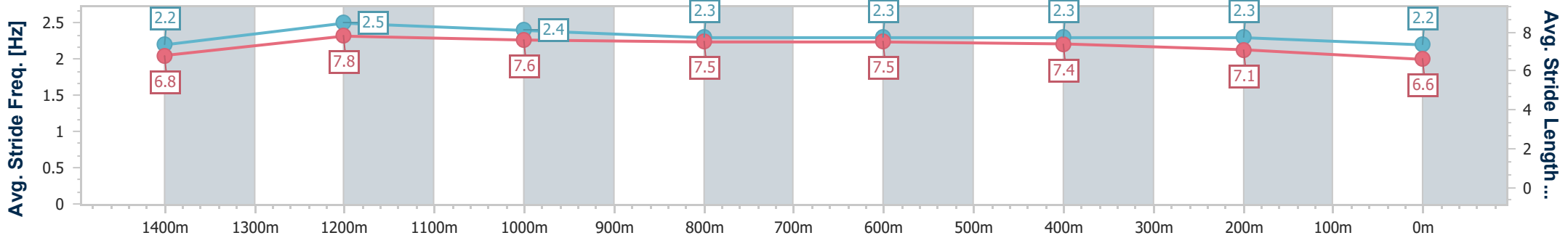
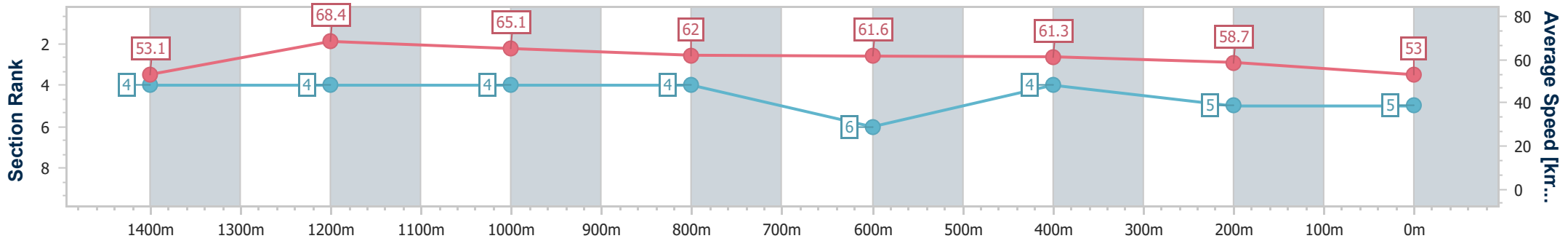


20 July 2024 - 13:09

BRISBANE RACING CLUB

Track Rating: Good 4, Weather: Fine, Rail Position: +0.5m Entire

Section	Overall	1400m	1200m	1000m	800m	600m	400m	200m
Section Times	1:36.50 [5] (0:13.61)	1:22.89 [4] (0:10.57)	1:12.32 [4] (0:11.07)	1:01.25 [4] (0:11.82)	0:49.43 [4] (0:11.83)	0:37.60 [6] (0:11.77)	0:25.83 [4] (0:12.26)	0:13.57 [5] (0:13.57)
Average Speed [km/h]	53.1	68.4	65.1	62.0	61.6	61.3	58.7	53.0
Top Speed [km/h]	67.3	70.0	68.3	63.1	62.5	62.1	60.7	55.5
Avg. Dist. to Rail [m]	12.1	6.4	3.7	3.5	2.1	0.7	4.5	4.4
Avg. Stride Freq. [Hz]	2.2	2.5	2.4	2.3	2.3	2.3	2.3	2.2
Avg. Stride Length [m]	6.8	7.8	7.6	7.5	7.5	7.4	7.1	6.6



- [] Ranking at each section and finish
- .-.- No data available at this section
- NA No data available



Horse/Jockey Name	He's Heaven
Final Rank	6
Fastest Section Time (Section)	0:10.53 (1400m)
Top Speed [km/h] (Section)	68.8 (1400m)
Race State	Finished



Eagle Farm QLD Professional
Race 3: SKY RACING OPEN Handicap - Weights Raised 3kg - 1600m

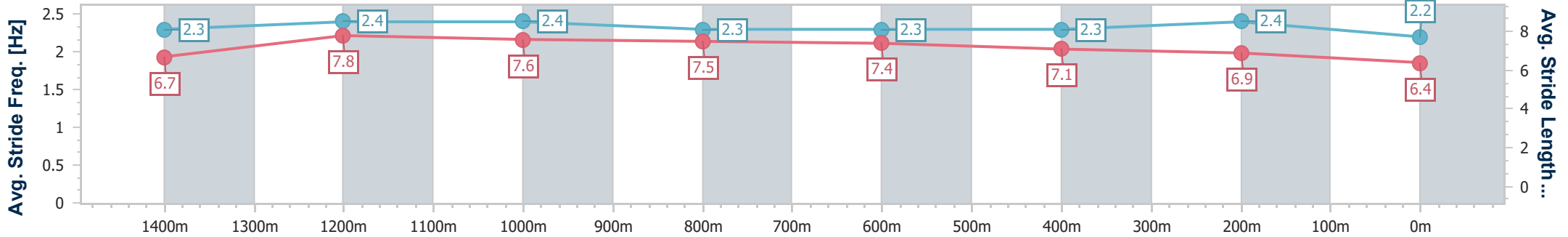
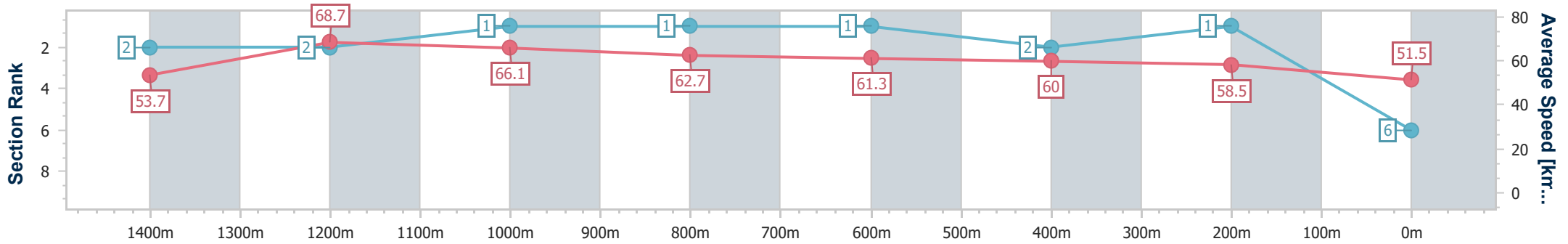


20 July 2024 - 13:09

BRISBANE RACING CLUB

Track Rating: Good 4, Weather: Fine, Rail Position: +0.5m Entire

Section	Overall	1400m	1200m	1000m	800m	600m	400m	200m
Section Times	1:36.54 [6] (0:13.46)	1:23.08 [2] (0:10.53)	1:12.55 [2] (0:10.90)	1:01.65 [1] (0:11.64)	0:50.01 [1] (0:11.78)	0:38.23 [1] (0:11.92)	0:26.31 [2] (0:12.33)	0:13.98 [1] (0:13.98)
Average Speed [km/h]	53.7	68.7	66.1	62.7	61.3	60.0	58.5	51.5
Top Speed [km/h]	68.4	68.8	68.7	63.2	62.0	61.3	60.2	55.0
Avg. Dist. to Rail [m]	11.4	4.0	2.3	2.6	1.0	0.9	2.1	1.3
Avg. Stride Freq. [Hz]	2.3	2.4	2.4	2.3	2.3	2.3	2.4	2.2
Avg. Stride Length [m]	6.7	7.8	7.6	7.5	7.4	7.1	6.9	6.4



- [] Ranking at each section and finish
- .-.- No data available at this section
- NA No data available



Horse/Jockey Name	Jetty
Final Rank	7
Fastest Section Time (Section)	0:10.76 (1400m)
Top Speed [km/h] (Section)	68.7 (Overall)
Race State	Finished



Eagle Farm QLD Professional
Race 3: SKY RACING OPEN Handicap - Weights Raised 3kg - 1600m

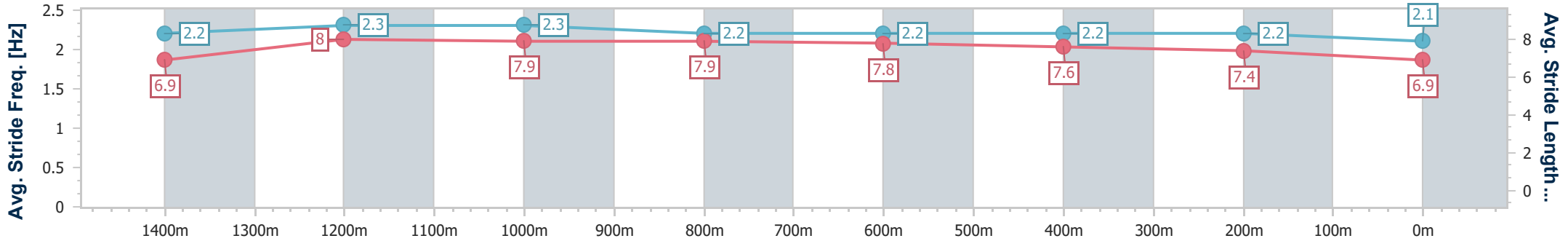
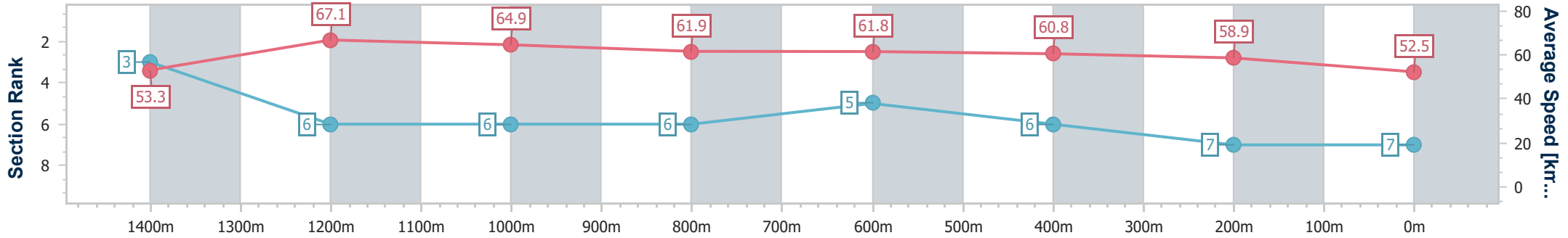


20 July 2024 - 13:09

BRISBANE RACING CLUB

Track Rating: Good 4, Weather: Fine, Rail Position: +0.5m Entire

Section	Overall	1400m	1200m	1000m	800m	600m	400m	200m
Section Times	1:36.65 [7] (0:13.58)	1:23.07 [3] (0:10.76)	1:12.31 [6] (0:11.08)	1:01.23 [6] (0:11.75)	0:49.48 [6] (0:11.72)	0:37.76 [5] (0:11.83)	0:25.93 [6] (0:12.22)	0:13.71 [7] (0:13.71)
Average Speed [km/h]	53.3	67.1	64.9	61.9	61.8	60.8	58.9	52.5
Top Speed [km/h]	68.7	68.7	67.0	63.3	62.8	62.2	60.7	55.8
Avg. Dist. to Rail [m]	8.2	2.7	3.3	2.0	0.7	0.4	1.5	0.4
Avg. Stride Freq. [Hz]	2.2	2.3	2.3	2.2	2.2	2.2	2.2	2.1
Avg. Stride Length [m]	6.9	8.0	7.9	7.9	7.8	7.6	7.4	6.9



- [] Ranking at each section and finish
- .-.- No data available at this section
- NA No data available



Horse/Jockey Name	Steely
Final Rank	8
Fastest Section Time (Section)	0:10.70 (1400m)
Top Speed [km/h] (Section)	68.8 (1400m)
Race State	Finished



Eagle Farm QLD Professional
Race 3: SKY RACING OPEN Handicap - Weights Raised 3kg - 1600m

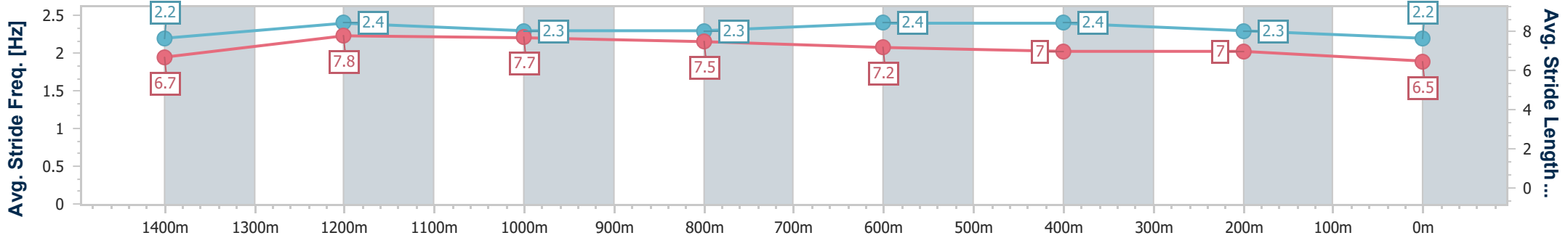
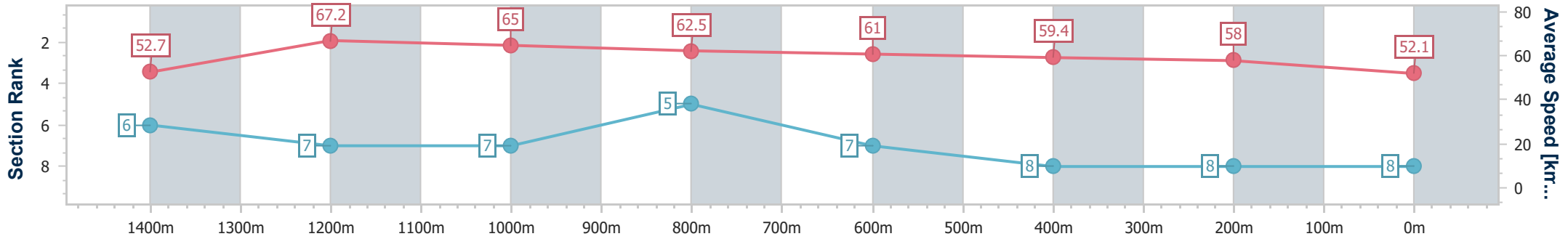


20 July 2024 - 13:09

BRISBANE RACING CLUB

Track Rating: Good 4, Weather: Fine, Rail Position: +0.5m Entire

Section	Overall	1400m	1200m	1000m	800m	600m	400m	200m
Section Times	1:37.24 [8] (0:13.70)	1:23.54 [6] (0:10.70)	1:12.84 [7] (0:11.07)	1:01.77 [7] (0:11.65)	0:50.12 [5] (0:11.79)	0:38.33 [7] (0:12.11)	0:26.22 [8] (0:12.38)	0:13.84 [8] (0:13.84)
Average Speed [km/h]	52.7	67.2	65.0	62.5	61.0	59.4	58.0	52.1
Top Speed [km/h]	68.3	68.8	66.4	63.5	62.5	61.3	59.3	56.1
Avg. Dist. to Rail [m]	5.8	0.9	1.4	1.7	0.8	1.1	0.4	2.0
Avg. Stride Freq. [Hz]	2.2	2.4	2.3	2.3	2.4	2.4	2.3	2.2
Avg. Stride Length [m]	6.7	7.8	7.7	7.5	7.2	7.0	7.0	6.5



- [] Ranking at each section and finish
- .-.- No data available at this section
- NA No data available



Eagle Farm QLD Professional
Race 4: MEKKA RACEDAY 17 AUGUST QTIS Two-Year-Old Handicap - 1200m
20 July 2024 - 13:45



BRISBANE
RACING CLUB

Track Rating: Good 4, Weather: Fine, Rail Position: +0.5m Entire

Section		Overall	1000m	800m	600m	400m	200m	Last 600m					
Field Times		1:11.53 (0:12.98)	0:58.55 (0:10.88)	0:47.67 (0:11.49)	0:36.18 (0:11.79)	0:24.39 (0:11.64)	0:12.75 (0:12.75)	0:36.18					
Rank	TAB Horse/Jockey	Barrier	Top Speed [km/h]	Fastest Section							Margin	Distance Travelled [m]	
1	1 ASTAPOR Justin Stanley	16	71.0	0:10.88	1:11.53 [1] (0:12.98)	0:58.55 [1] (0:10.88)	0:47.67 [1] (0:11.49)	0:36.18 [1] (0:11.79)	0:24.39 [1] (0:11.64)	0:12.75 [1] (0:12.75)	1:11.53	0:36.18	
2	5 STAR AMBITION James Orman	2	69.5	0:11.04	1:11.89 [2] (0:13.27)	0:58.62 [4] (0:11.04)	0:47.58 [4] (0:11.64)	0:35.94 [6] (0:11.60)	0:24.34 [5] (0:11.32)	0:13.02 [2] (0:13.02)	2.12L	0:35.94	+3
3	11 SURPRISE HONEY Angela Jones	1	68.8	0:10.93	1:11.93 [3] (0:13.17)	0:58.76 [2] (0:10.93)	0:47.83 [3] (0:11.60)	0:36.23 [3] (0:11.74)	0:24.49 [3] (0:11.60)	0:12.89 [4] (0:12.89)	2.35L	0:36.23	+2
4	6 TORO STRIKE Nikita Beriman	7	68.8	0:11.10	1:12.03 [4] (0:13.27)	0:58.76 [4] (0:11.10)	0:47.66 [5] (0:11.49)	0:36.17 [4] (0:11.68)	0:24.49 [4] (0:11.66)	0:12.83 [6] (0:12.83)	2.95L	0:36.17	+7
5	4 SIBELIUS Damien Thornton	8	67.0	0:10.97	1:12.04 [5] (0:13.49)	0:58.55 [6] (0:10.97)	0:47.58 [6] (0:11.47)	0:36.11 [5] (0:11.76)	0:24.35 [6] (0:11.47)	0:12.88 [5] (0:12.88)	3.01L	0:36.11	-1
6	8 HOFFMAN Robbie Dolan	4	67.6	0:10.99	1:12.06 [6] (0:13.91)	0:58.15 [9] (0:10.99)	0:47.16 [9] (0:11.37)	0:35.79 [8] (0:11.76)	0:24.03 [8] (0:11.39)	0:12.64 [8] (0:12.64)	3.12L	0:35.79	-1
7	10 RIVER ROGUE Tahlia Fenlon	15	67.4	0:10.95	1:12.10 [7] (0:13.64)	0:58.46 [7] (0:10.95)	0:47.51 [7] (0:11.50)	0:36.01 [7] (0:11.67)	0:24.34 [7] (0:11.58)	0:12.76 [7] (0:12.76)	3.32L	0:36.01	+4
8	12 TAKE A BOW Emily Lang	3	70.9	0:10.72	1:12.11 [8] (0:13.23)	0:58.88 [3] (0:10.72)	0:48.16 [2] (0:11.58)	0:36.58 [2] (0:11.80)	0:24.78 [2] (0:11.66)	0:13.12 [3] (0:13.12)	3.39L	0:36.58	+1
9	13 BLACK ASSASSIN Cejay Graham	12	68.1	0:10.96	1:12.36 [9] (0:14.15)	0:58.21 [11] (0:10.96)	0:47.25 [11] (0:11.35)	0:35.90 [11] (0:11.69)	0:24.21 [9] (0:11.59)	0:12.62 [10] (0:12.62)	4.87L	0:35.90	+6
10	15 MISHY Samantha Collett	10	68.0	0:10.89	1:12.37 [10] (0:14.40)	0:57.97 [12] (0:10.89)	0:47.08 [12] (0:11.35)	0:35.73 [12] (0:11.70)	0:24.03 [12] (0:11.39)	0:12.64 [9] (0:12.64)	4.93L	0:35.73	+3

Scratched: Mythbusta (#16), King Spirit (#9), Matisse (#2), Sujeed (#3)

[] Ranking at each section and finish
 -:-:- No data available at this section
 NA No data available
 SCN Saddle cloth number
 DNF Did not finish
 DNT Did not track



Eagle Farm QLD Professional
Race 4: MEKKA RACEDAY 17 AUGUST QTIS Two-Year-Old Handicap - 1200m
20 July 2024 - 13:45



Track Rating: Good 4, Weather: Fine, Rail Position: +0.5m Entire

Section	Overall	1000m	800m	600m	400m	200m	Last 600m
Field Times	1:11.53 (0:12.98)	0:58.55 (0:10.88)	0:47.67 (0:11.49)	0:36.18 (0:11.79)	0:24.39 (0:11.64)	0:12.75 (0:12.75)	0:36.18

Rank	TAB	Horse/Jockey	Barrier	Top Speed [km/h]	Fastest Section	Overall	1000m	800m	600m	400m	200m	Margin	Distance Travelled [m]	
11	14	MADAME LEXIS	5	67.2	0:11.09	1:12.62 [11]	0:58.91 [8]	0:47.82 [8]	0:36.31 [9]	0:24.31 [11]	0:12.60 [11]	6.38L	0:36.31	+6
		Ron Stewart		1000m	1000m	(0:13.71)	(0:11.09)	(0:11.51)	(0:12.00)	(0:11.71)	(0:12.60)			
12	7	BOLSHEVIC ROAD	9	68.2	0:10.95	1:12.88 [12]	0:58.74 [10]	0:47.79 [10]	0:36.50 [10]	0:24.65 [10]	0:12.78 [12]	7.96L	0:36.50	-3
		Jag Guthmann-Chester		Overall	1000m	(0:14.14)	(0:10.95)	(0:11.29)	(0:11.85)	(0:11.87)	(0:12.78)			

Scratched: Mythbusta (#16), King Spirit (#9), Matisse (#2), Sujeed (#3)

[] Ranking at each section and finish
 -:-:- No data available at this section
 NA No data available

SCN Saddle cloth number
 DNF Did not finish
 DNT Did not track



Horse/Jockey Name	Astapor
Final Rank	1
Fastest Section Time (Section)	0:10.88 (1000m)
Top Speed [km/h] (Section)	71.0 (Overall)
Race State	Finished



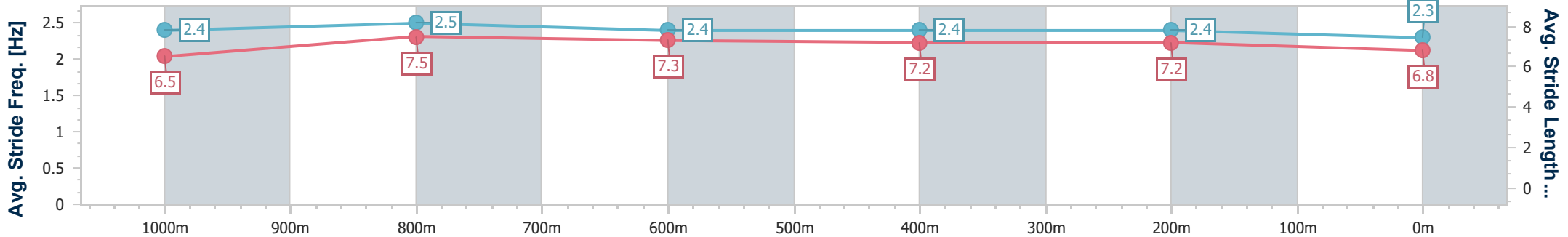
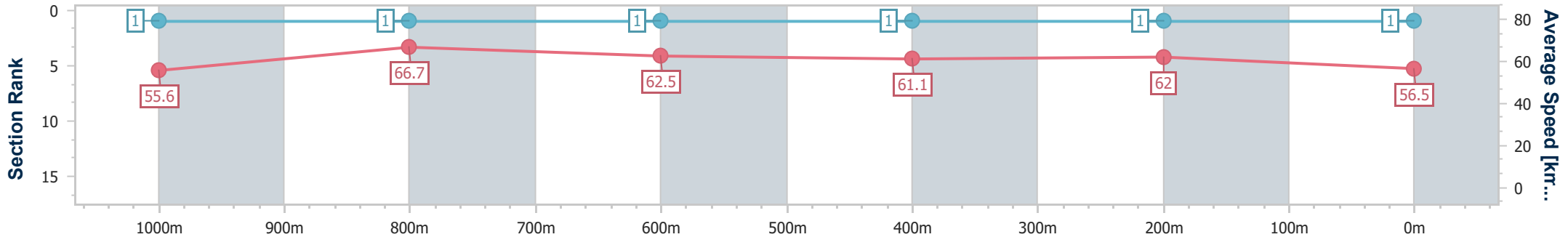
Eagle Farm QLD Professional
 Race 4: MEKKA RACEDAY 17 AUGUST QTIS Two-Year-Old Handicap - 1200m
 20 July 2024 - 13:45



BRISBANE RACING CLUB

Track Rating: Good 4, Weather: Fine, Rail Position: +0.5m Entire

Section	Overall	1000m	800m	600m	400m	200m
Section Times	1:11.53 [1] (0:12.98)	0:58.55 [1] (0:10.88)	0:47.67 [1] (0:11.49)	0:36.18 [1] (0:11.79)	0:24.39 [1] (0:11.64)	0:12.75 [1] (0:12.75)
Average Speed [km/h]	55.6	66.7	62.5	61.1	62.0	56.5
Top Speed [km/h]	71.0	70.0	65.3	62.3	63.1	60.5
Avg. Dist. to Rail [m]	7.8	1.9	0.6	1.1	3.4	1.6
Avg. Stride Freq. [Hz]	2.4	2.5	2.4	2.4	2.4	2.3
Avg. Stride Length [m]	6.5	7.5	7.3	7.2	7.2	6.8



- [] Ranking at each section and finish
- .-.- No data available at this section
- NA No data available



Horse/Jockey Name	Star Ambition
Final Rank	2
Fastest Section Time (Section)	0:11.04 (1000m)
Top Speed [km/h] (Section)	69.5 (Overall)
Race State	Finished



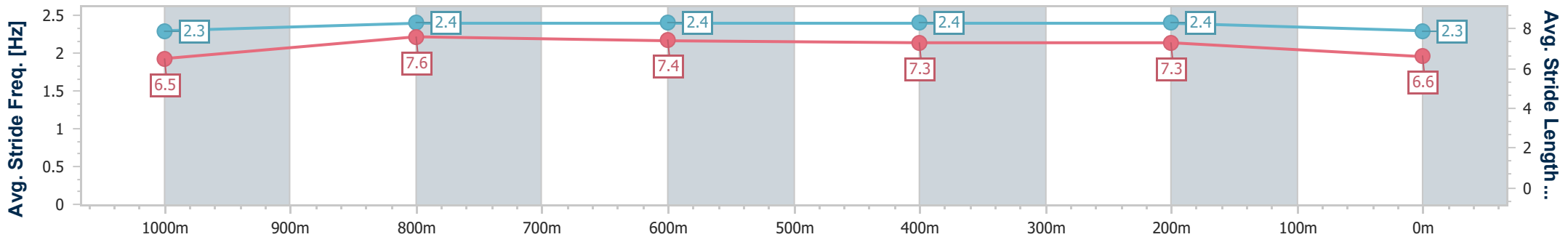
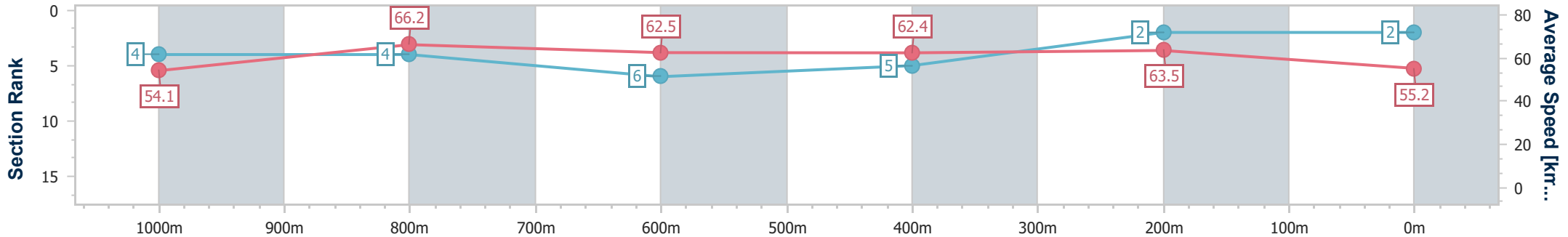
Eagle Farm QLD Professional
 Race 4: MEKKA RACEDAY 17 AUGUST QTIS Two-Year-Old Handicap - 1200m
 20 July 2024 - 13:45



BRISBANE RACING CLUB

Track Rating: Good 4, Weather: Fine, Rail Position: +0.5m Entire

Section	Overall	1000m	800m	600m	400m	200m
Section Times	1:11.89 [2] (0:13.27)	0:58.62 [4] (0:11.04)	0:47.58 [4] (0:11.64)	0:35.94 [6] (0:11.60)	0:24.34 [5] (0:11.32)	0:13.02 [2] (0:13.02)
Average Speed [km/h]	54.1	66.2	62.5	62.4	63.5	55.2
Top Speed [km/h]	69.5	68.5	66.4	64.5	65.2	60.8
Avg. Dist. to Rail [m]	2.3	2.7	1.8	0.8	3.2	4.1
Avg. Stride Freq. [Hz]	2.3	2.4	2.4	2.4	2.4	2.3
Avg. Stride Length [m]	6.5	7.6	7.4	7.3	7.3	6.6



- [] Ranking at each section and finish
- .-.- No data available at this section
- NA No data available



Horse/Jockey Name	Surprise Honey
Final Rank	3
Fastest Section Time (Section)	0:10.93 (1000m)
Top Speed [km/h] (Section)	68.8 (Overall)
Race State	Finished



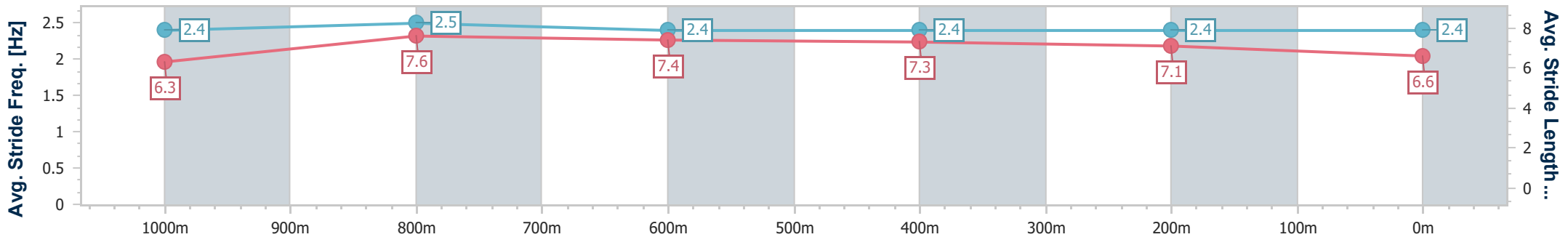
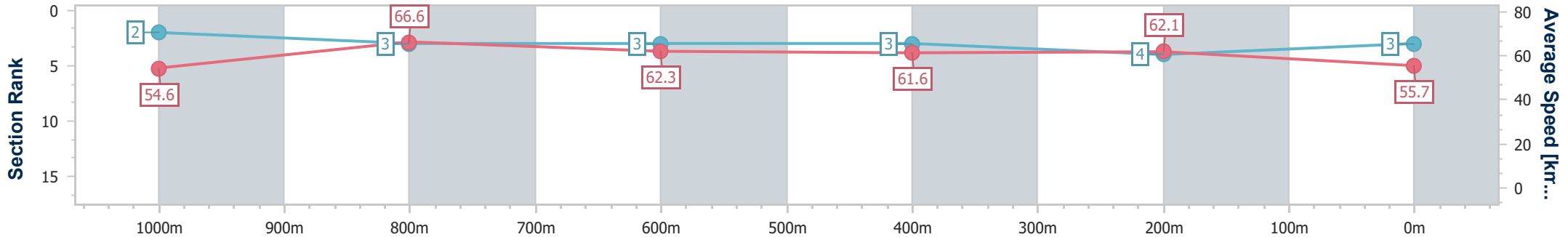
Eagle Farm QLD Professional
 Race 4: MEKKA RACEDAY 17 AUGUST QTIS Two-Year-Old Handicap - 1200m
 20 July 2024 - 13:45



BRISBANE RACING CLUB

Track Rating: Good 4, Weather: Fine, Rail Position: +0.5m Entire

Section	Overall	1000m	800m	600m	400m	200m
Section Times	1:11.93 [3] (0:13.17)	0:58.76 [2] (0:10.93)	0:47.83 [3] (0:11.60)	0:36.23 [3] (0:11.74)	0:24.49 [3] (0:11.60)	0:12.89 [4] (0:12.89)
Average Speed [km/h]	54.6	66.6	62.3	61.6	62.1	55.7
Top Speed [km/h]	68.8	68.8	64.4	62.7	63.4	59.3
Avg. Dist. to Rail [m]	0.6	1.7	1.2	1.0	1.3	1.7
Avg. Stride Freq. [Hz]	2.4	2.5	2.4	2.4	2.4	2.4
Avg. Stride Length [m]	6.3	7.6	7.4	7.3	7.1	6.6



- [] Ranking at each section and finish
- .-.- No data available at this section
- NA No data available



Horse/Jockey Name	Toro Strike
Final Rank	4
Fastest Section Time (Section)	0:11.10 (1000m)
Top Speed [km/h] (Section)	68.8 (Overall)
Race State	Finished



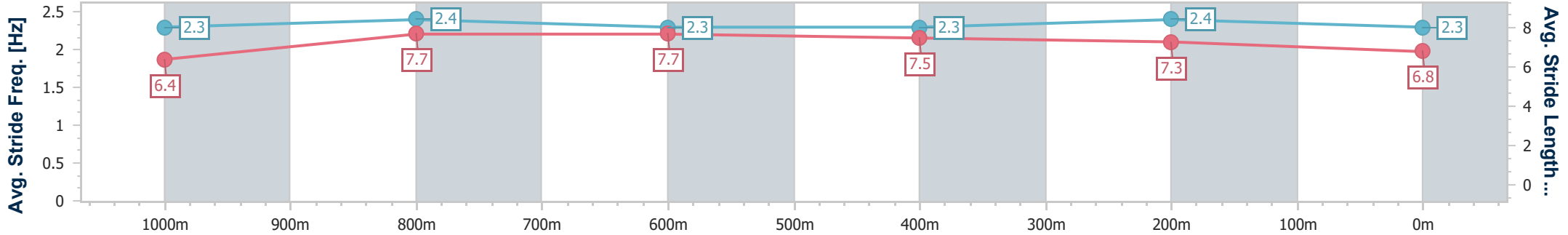
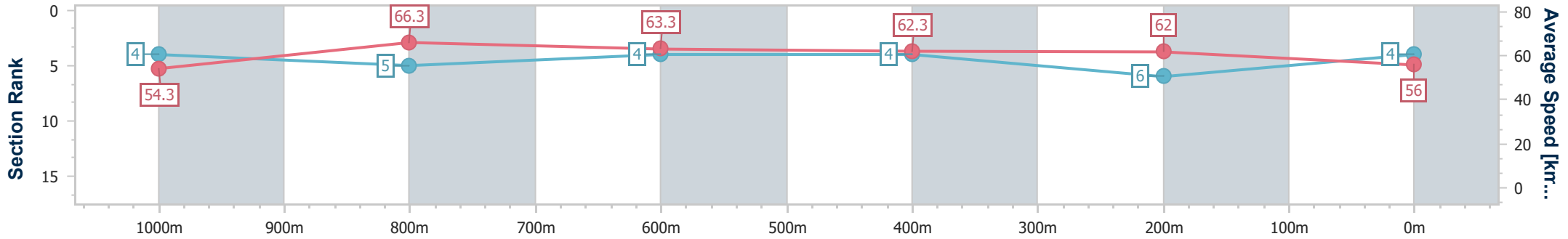
Eagle Farm QLD Professional
 Race 4: MEKKA RACEDAY 17 AUGUST QTIS Two-Year-Old
 Handicap - 1200m
 20 July 2024 - 13:45



BRISBANE
 RACING CLUB

Track Rating: Good 4, Weather: Fine, Rail Position: +0.5m Entire

Section	Overall	1000m	800m	600m	400m	200m
Section Times	1:12.03 [4] (0:13.27)	0:58.76 [4] (0:11.10)	0:47.66 [5] (0:11.49)	0:36.17 [4] (0:11.68)	0:24.49 [4] (0:11.66)	0:12.83 [6] (0:12.83)
Average Speed [km/h]	54.3	66.3	63.3	62.3	62.0	56.0
Top Speed [km/h]	68.8	67.7	65.4	63.1	63.8	59.5
Avg. Dist. to Rail [m]	5.2	4.6	2.3	2.3	7.4	6.9
Avg. Stride Freq. [Hz]	2.3	2.4	2.3	2.3	2.4	2.3
Avg. Stride Length [m]	6.4	7.7	7.7	7.5	7.3	6.8



- [] Ranking at each section and finish
- .-.- No data available at this section
- NA No data available



Horse/Jockey Name	Sibelius
Final Rank	5
Fastest Section Time (Section)	0:10.97 (1000m)
Top Speed [km/h] (Section)	67.0 (1000m)
Race State	Finished



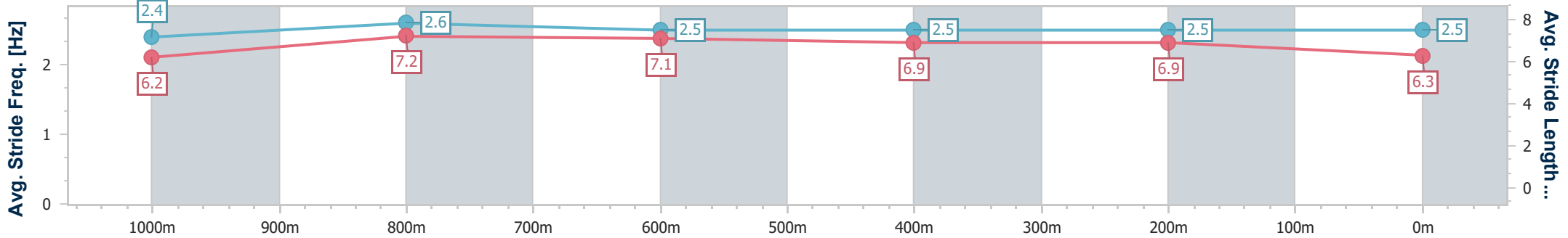
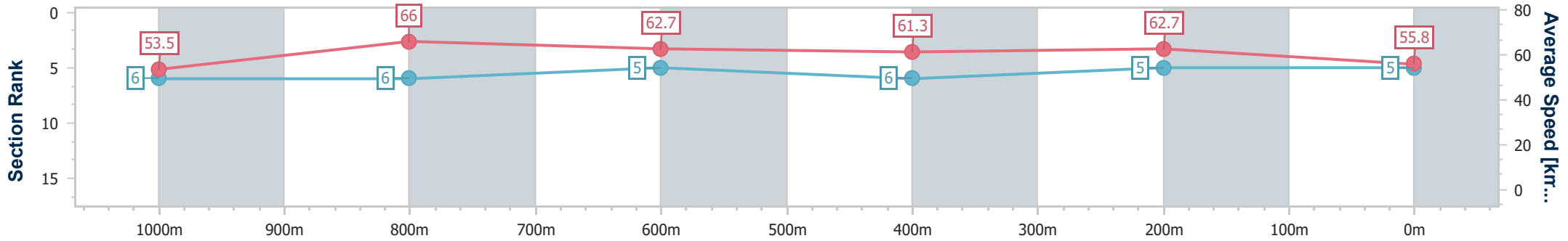
Eagle Farm QLD Professional
 Race 4: MEKKA RACEDAY 17 AUGUST QTIS Two-Year-Old Handicap - 1200m
 20 July 2024 - 13:45



BRISBANE RACING CLUB

Track Rating: Good 4, Weather: Fine, Rail Position: +0.5m Entire

Section	Overall	1000m	800m	600m	400m	200m
Section Times	1:12.04 [5] (0:13.49)	0:58.55 [6] (0:10.97)	0:47.58 [6] (0:11.47)	0:36.11 [5] (0:11.76)	0:24.35 [6] (0:11.47)	0:12.88 [5] (0:12.88)
Average Speed [km/h]	53.5	66.0	62.7	61.3	62.7	55.8
Top Speed [km/h]	66.5	67.0	65.3	63.4	63.7	60.6
Avg. Dist. to Rail [m]	5.2	1.0	0.3	1.2	5.1	5.8
Avg. Stride Freq. [Hz]	2.4	2.6	2.5	2.5	2.5	2.5
Avg. Stride Length [m]	6.2	7.2	7.1	6.9	6.9	6.3



- [] Ranking at each section and finish
- .-.- No data available at this section
- NA No data available



Horse/Jockey Name	Hoffman
Final Rank	6
Fastest Section Time (Section)	0:10.99 (1000m)
Top Speed [km/h] (Section)	67.6 (1000m)
Race State	Finished



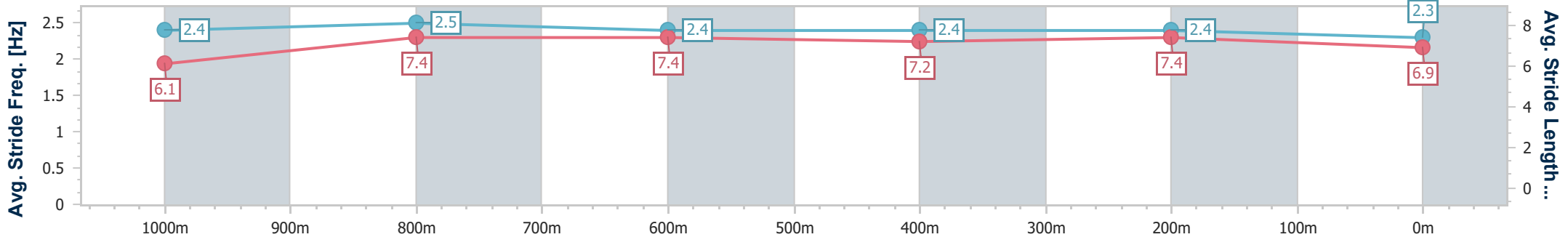
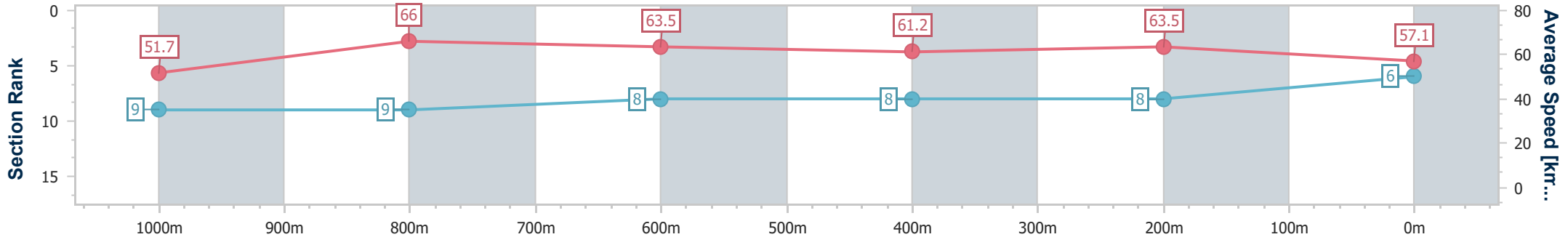
Eagle Farm QLD Professional
 Race 4: MEKKA RACEDAY 17 AUGUST QTIS Two-Year-Old Handicap - 1200m
 20 July 2024 - 13:45



BRISBANE RACING CLUB

Track Rating: Good 4, Weather: Fine, Rail Position: +0.5m Entire

Section	Overall	1000m	800m	600m	400m	200m
Section Times	1:12.06 [6] (0:13.91)	0:58.15 [9] (0:10.99)	0:47.16 [9] (0:11.37)	0:35.79 [8] (0:11.76)	0:24.03 [8] (0:11.39)	0:12.64 [8] (0:12.64)
Average Speed [km/h]	51.7	66.0	63.5	61.2	63.5	57.1
Top Speed [km/h]	63.4	67.6	66.5	63.8	64.2	63.9
Avg. Dist. to Rail [m]	2.2	0.7	0.8	0.9	4.1	4.7
Avg. Stride Freq. [Hz]	2.4	2.5	2.4	2.4	2.4	2.3
Avg. Stride Length [m]	6.1	7.4	7.4	7.2	7.4	6.9



- [] Ranking at each section and finish
- .-.- No data available at this section
- NA No data available



Horse/Jockey Name	River Rogue
Final Rank	7
Fastest Section Time (Section)	0:10.95 (1000m)
Top Speed [km/h] (Section)	67.4 (1000m)
Race State	Finished



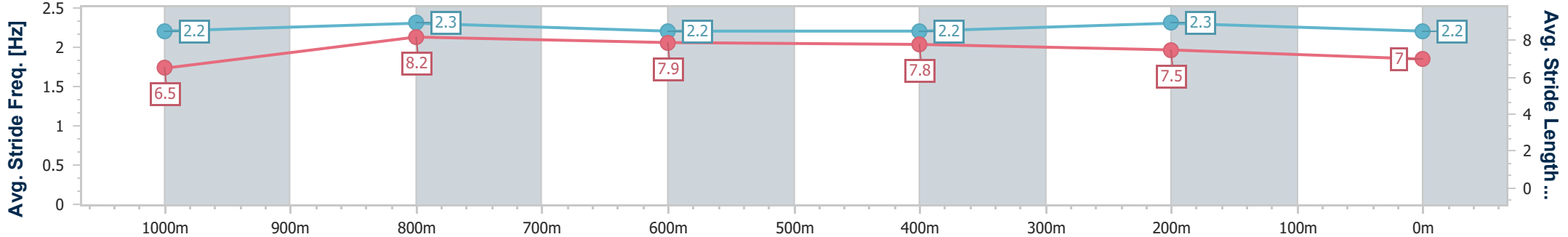
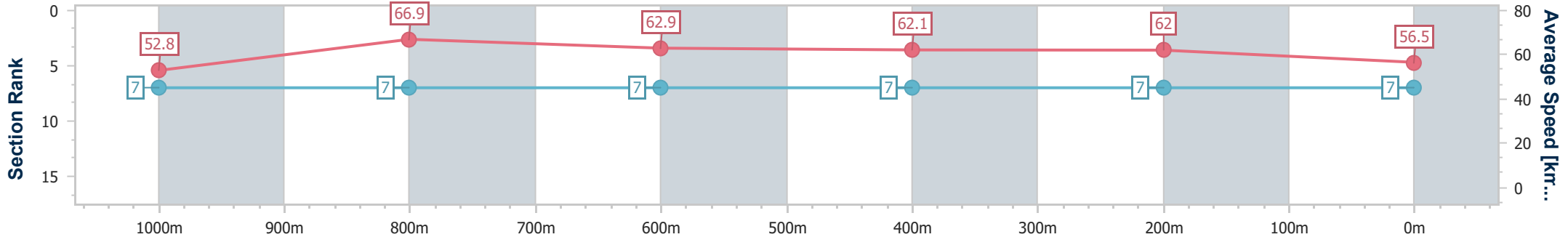
Eagle Farm QLD Professional
 Race 4: MEKKA RACEDAY 17 AUGUST QTIS Two-Year-Old Handicap - 1200m
 20 July 2024 - 13:45



BRISBANE RACING CLUB

Track Rating: Good 4, Weather: Fine, Rail Position: +0.5m Entire

Section	Overall	1000m	800m	600m	400m	200m
Section Times	1:12.10 [7] (0:13.64)	0:58.46 [7] (0:10.95)	0:47.51 [7] (0:11.50)	0:36.01 [7] (0:11.67)	0:24.34 [7] (0:11.58)	0:12.76 [7] (0:12.76)
Average Speed [km/h]	52.8	66.9	62.9	62.1	62.0	56.5
Top Speed [km/h]	65.9	67.4	67.2	63.1	63.4	60.0
Avg. Dist. to Rail [m]	7.4	2.4	1.6	1.1	6.2	7.8
Avg. Stride Freq. [Hz]	2.2	2.3	2.2	2.2	2.3	2.2
Avg. Stride Length [m]	6.5	8.2	7.9	7.8	7.5	7.0



- [] Ranking at each section and finish
- .-.- No data available at this section
- NA No data available



Horse/Jockey Name	Take A Bow
Final Rank	8
Fastest Section Time (Section)	0:10.72 (1000m)
Top Speed [km/h] (Section)	70.9 (Overall)
Race State	Finished



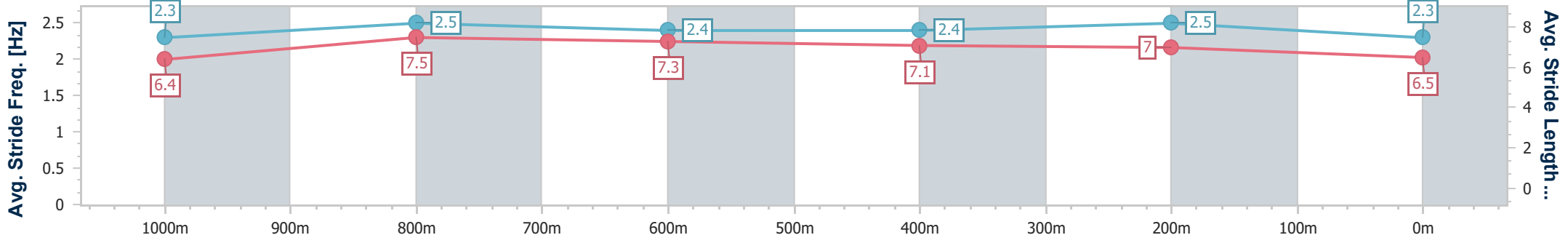
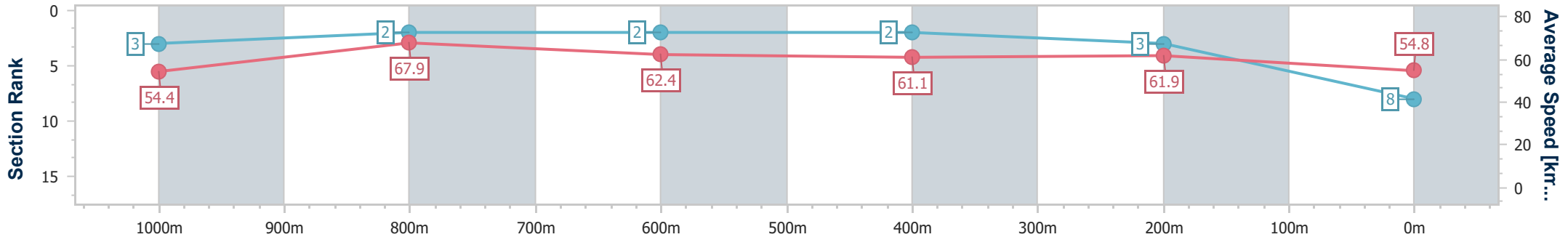
Eagle Farm QLD Professional
 Race 4: MEKKA RACEDAY 17 AUGUST QTIS Two-Year-Old
 Handicap - 1200m
 20 July 2024 - 13:45



BRISBANE
 RACING CLUB

Track Rating: Good 4, Weather: Fine, Rail Position: +0.5m Entire

Section	Overall	1000m	800m	600m	400m	200m
Section Times	1:12.11 [8] (0:13.23)	0:58.88 [3] (0:10.72)	0:48.16 [2] (0:11.58)	0:36.58 [2] (0:11.80)	0:24.78 [2] (0:11.66)	0:13.12 [3] (0:13.12)
Average Speed [km/h]	54.4	67.9	62.4	61.1	61.9	54.8
Top Speed [km/h]	70.9	69.9	64.3	62.9	63.0	59.1
Avg. Dist. to Rail [m]	1.8	1.9	0.8	0.3	2.2	4.7
Avg. Stride Freq. [Hz]	2.3	2.5	2.4	2.4	2.5	2.3
Avg. Stride Length [m]	6.4	7.5	7.3	7.1	7.0	6.5



- [] Ranking at each section and finish
- .-.- No data available at this section
- NA No data available



Horse/Jockey Name	Black Assassin
Final Rank	9
Fastest Section Time (Section)	0:10.96 (1000m)
Top Speed [km/h] (Section)	68.1 (1000m)
Race State	Finished



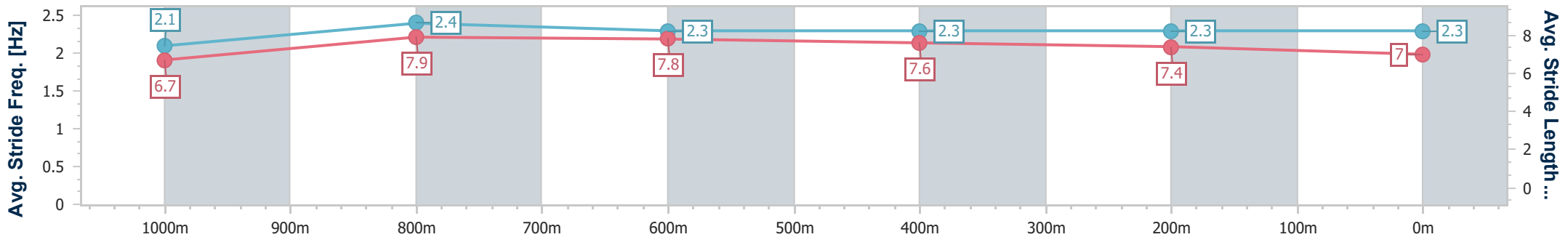
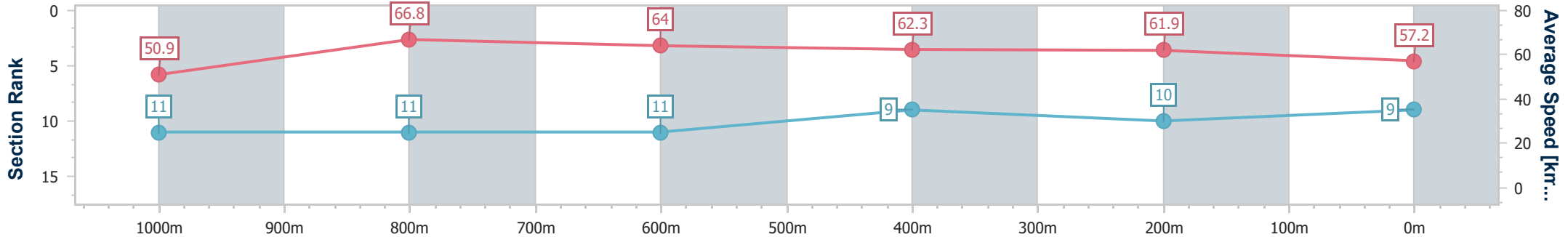
Eagle Farm QLD Professional
 Race 4: MEKKA RACEDAY 17 AUGUST QTIS Two-Year-Old Handicap - 1200m
 20 July 2024 - 13:45



BRISBANE RACING CLUB

Track Rating: Good 4, Weather: Fine, Rail Position: +0.5m Entire

Section	Overall	1000m	800m	600m	400m	200m
Section Times	1:12.36 [9] (0:14.15)	0:58.21 [11] (0:10.96)	0:47.25 [11] (0:11.35)	0:35.90 [11] (0:11.69)	0:24.21 [9] (0:11.59)	0:12.62 [10] (0:12.62)
Average Speed [km/h]	50.9	66.8	64.0	62.3	61.9	57.2
Top Speed [km/h]	68.0	68.1	66.4	64.3	64.3	59.6
Avg. Dist. to Rail [m]	5.5	2.8	1.9	2.4	7.5	8.8
Avg. Stride Freq. [Hz]	2.1	2.4	2.3	2.3	2.3	2.3
Avg. Stride Length [m]	6.7	7.9	7.8	7.6	7.4	7.0



- [] Ranking at each section and finish
- .-.- No data available at this section
- NA No data available



Horse/Jockey Name	Mishy
Final Rank	10
Fastest Section Time (Section)	0:10.89 (1000m)
Top Speed [km/h] (Section)	68.0 (1000m)
Race State	Finished



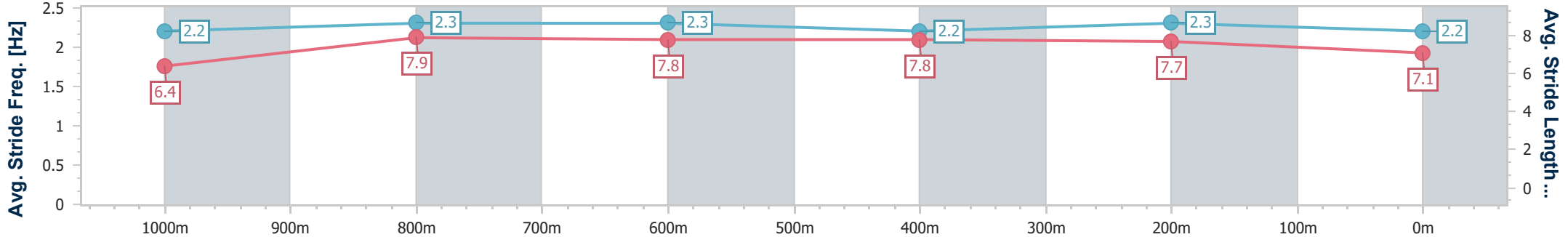
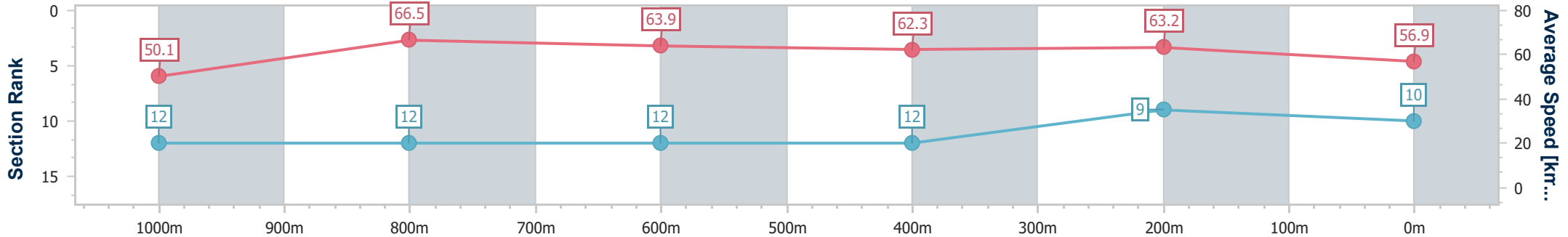
Eagle Farm QLD Professional
 Race 4: MEKKA RACEDAY 17 AUGUST QTIS Two-Year-Old Handicap - 1200m
 20 July 2024 - 13:45



BRISBANE RACING CLUB

Track Rating: Good 4, Weather: Fine, Rail Position: +0.5m Entire

Section	Overall	1000m	800m	600m	400m	200m
Section Times	1:12.37 [10] (0:14.40)	0:57.97 [12] (0:10.89)	0:47.08 [12] (0:11.35)	0:35.73 [12] (0:11.70)	0:24.03 [12] (0:11.39)	0:12.64 [9] (0:12.64)
Average Speed [km/h]	50.1	66.5	63.9	62.3	63.2	56.9
Top Speed [km/h]	66.4	68.0	65.9	64.5	64.7	60.7
Avg. Dist. to Rail [m]	4.1	1.5	2.0	2.2	8.0	10.1
Avg. Stride Freq. [Hz]	2.2	2.3	2.3	2.2	2.3	2.2
Avg. Stride Length [m]	6.4	7.9	7.8	7.8	7.7	7.1



- [] Ranking at each section and finish
- .-.- No data available at this section
- NA No data available



Horse/Jockey Name	Madame Lexis
Final Rank	11
Fastest Section Time (Section)	0:11.09 (1000m)
Top Speed [km/h] (Section)	67.2 (1000m)
Race State	Finished



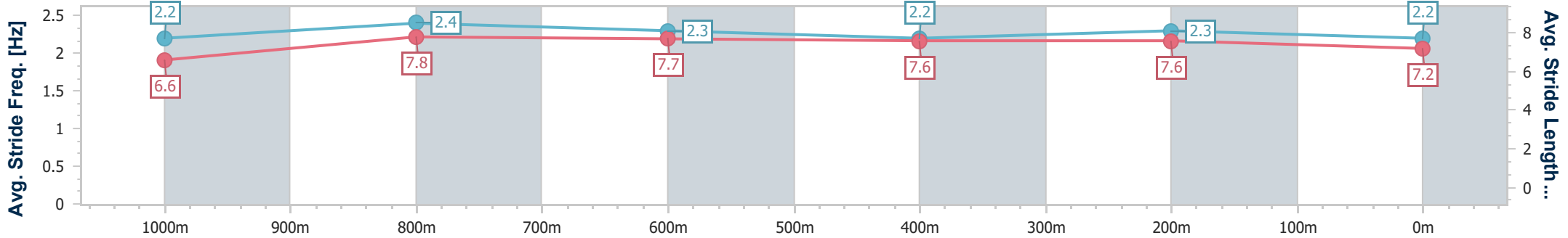
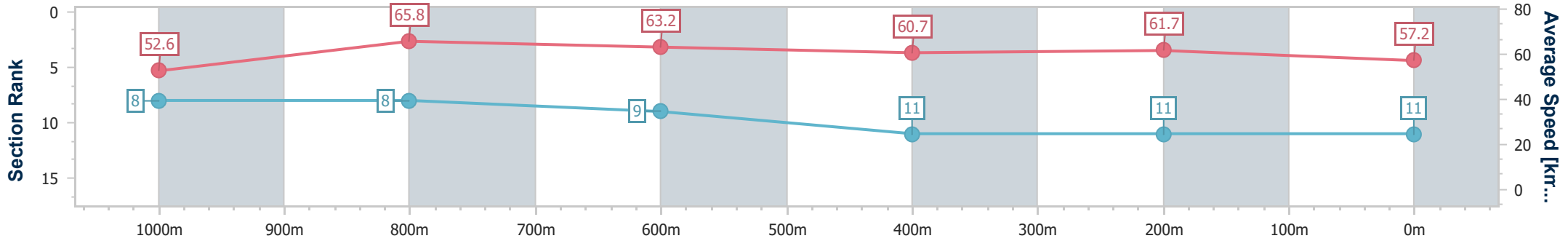
Eagle Farm QLD Professional
 Race 4: MEKKA RACEDAY 17 AUGUST QTIS Two-Year-Old
 Handicap - 1200m
 20 July 2024 - 13:45



BRISBANE
 RACING CLUB

Track Rating: Good 4, Weather: Fine, Rail Position: +0.5m Entire

Section	Overall	1000m	800m	600m	400m	200m
Section Times	1:12.62 [11] (0:13.71)	0:58.91 [8] (0:11.09)	0:47.82 [8] (0:11.51)	0:36.31 [9] (0:12.00)	0:24.31 [11] (0:11.71)	0:12.60 [11] (0:12.60)
Average Speed [km/h]	52.6	65.8	63.2	60.7	61.7	57.2
Top Speed [km/h]	67.2	67.2	66.6	62.1	62.6	60.1
Avg. Dist. to Rail [m]	4.1	2.4	2.3	2.4	7.0	8.5
Avg. Stride Freq. [Hz]	2.2	2.4	2.3	2.2	2.3	2.2
Avg. Stride Length [m]	6.6	7.8	7.7	7.6	7.6	7.2



- [] Ranking at each section and finish
- .-.- No data available at this section
- NA No data available



Horse/Jockey Name	Bolshevic Road
Final Rank	12
Fastest Section Time (Section)	0:10.95 (1000m)
Top Speed [km/h] (Section)	68.2 (Overall)
Race State	Finished



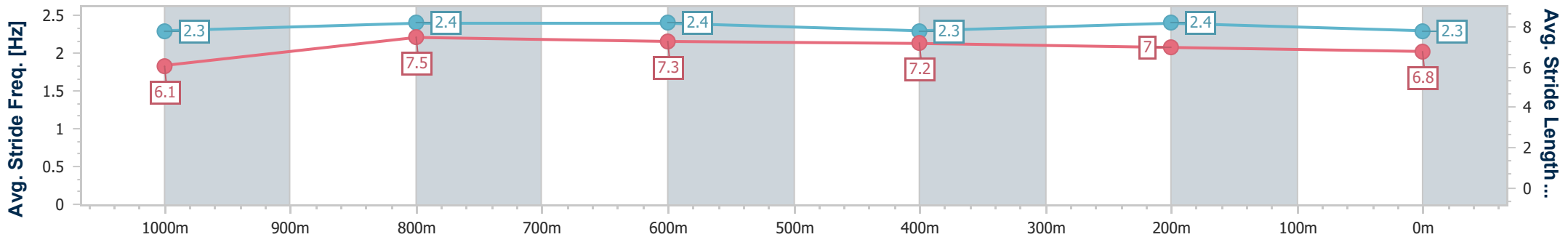
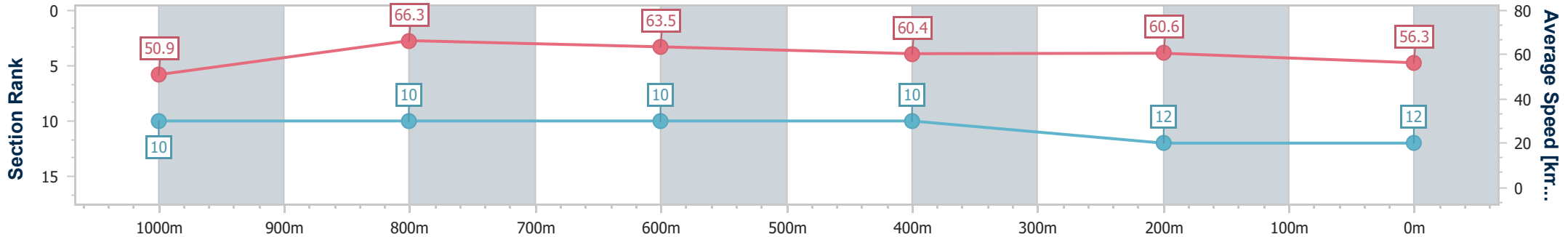
Eagle Farm QLD Professional
 Race 4: MEKKA RACEDAY 17 AUGUST QTIS Two-Year-Old
 Handicap - 1200m
 20 July 2024 - 13:45



BRISBANE
 RACING CLUB

Track Rating: Good 4, Weather: Fine, Rail Position: +0.5m Entire

Section	Overall	1000m	800m	600m	400m	200m
Section Times	1:12.88 [12] (0:14.14)	0:58.74 [10] (0:10.95)	0:47.79 [10] (0:11.29)	0:36.50 [10] (0:11.85)	0:24.65 [10] (0:11.87)	0:12.78 [12] (0:12.78)
Average Speed [km/h]	50.9	66.3	63.5	60.4	60.6	56.3
Top Speed [km/h]	68.2	67.7	66.8	61.2	61.4	59.9
Avg. Dist. to Rail [m]	2.8	1.3	1.0	1.4	2.6	3.7
Avg. Stride Freq. [Hz]	2.3	2.4	2.4	2.3	2.4	2.3
Avg. Stride Length [m]	6.1	7.5	7.3	7.2	7.0	6.8



- [] Ranking at each section and finish
- .-.- No data available at this section
- NA No data available



Eagle Farm QLD Professional

Race 5: COUNTRY MUSIC RACEDAY ON SALE NOW OPEN Handicap - 1200m

20 July 2024 - 14:21



BRISBANE
RACING CLUB

Track Rating: Good 4, Weather: Fine, Rail Position: +0.5m Entire

Section		Overall	1000m	800m	600m	400m	200m	Last 600m					
Field Times		1:10.86 (0:13.51)	0:57.35 (0:11.38)	0:45.97 (0:11.46)	0:34.51 (0:11.41)	0:23.10 (0:11.21)	0:11.89 (0:11.89)	0:34.51					
Rank	TAB Horse/Jockey	Barrier	Top Speed [km/h]	Fastest Section	Margin							Distance Travelled [m]	
1	11 TECTONIC PLATE Samantha Collett	6	67.7 600m	0:11.13 400m	1:10.86 [1] (0:13.87)	0:56.99 [4] (0:11.33)	0:45.66 [4] (0:11.38)	0:34.28 [3] (0:11.28)	0:23.00 [3] (0:11.13)	0:11.87 [2] (0:11.87)	1:10.86	0:34.28	
2	1 LEGAL ESPRIT Michael Rodd	7	67.3 400m	0:11.06 400m	1:11.06 [2] (0:13.92)	0:57.14 [5] (0:11.42)	0:45.72 [5] (0:11.38)	0:34.34 [5] (0:11.33)	0:23.01 [5] (0:11.06)	0:11.95 [3] (0:11.95)	1.13L	0:34.34	+2
3	7 MANHOOD Robbie Dolan	2	66.2 400m	0:11.21 400m	1:11.11 [3] (0:13.72)	0:57.39 [3] (0:11.42)	0:45.97 [2] (0:11.39)	0:34.58 [2] (0:11.23)	0:23.35 [1] (0:11.21)	0:12.14 [1] (0:12.14)	1.43L	0:34.58	-7
4	3 CHATTY LADY Tahlia Fenlon	11	66.8 Overall	0:11.11 400m	1:11.40 [4] (0:14.14)	0:57.26 [6] (0:11.31)	0:45.95 [7] (0:11.35)	0:34.60 [7] (0:11.35)	0:23.25 [7] (0:11.11)	0:12.14 [6] (0:12.14)	3.14L	0:34.60	+1
5	10 FOR VALOUR Georgina Cartwright	1	64.9 400m	0:11.32 400m	1:11.65 [5] (0:13.51)	0:58.14 [1] (0:11.38)	0:46.76 [1] (0:11.46)	0:35.30 [1] (0:11.51)	0:23.79 [4] (0:11.32)	0:12.47 [4] (0:12.47)	4.61L	0:35.30	-6
6	8 EN POINTE Cejay Graham	4	66.6 600m	0:11.15 600m	1:11.70 [6] (0:13.63)	0:58.07 [2] (0:11.51)	0:46.56 [3] (0:11.48)	0:35.08 [4] (0:11.15)	0:23.93 [2] (0:11.41)	0:12.52 [5] (0:12.52)	4.89L	0:35.08	-1
7	2 SHOOTING FOR GOLD Emily Lang	9	67.0 Overall	0:11.23 1000m	1:11.98 [7] (0:14.22)	0:57.76 [7] (0:11.23)	0:46.53 [6] (0:11.28)	0:35.25 [6] (0:11.34)	0:23.91 [6] (0:11.31)	0:12.60 [7] (0:12.60)	6.55L	0:35.25	-3
8	6 HOT SPRING GOLD Damien Thornton	3	67.0 Overall	0:11.24 1000m	1:12.63 [8] (0:14.31)	0:58.32 [8] (0:11.24)	0:47.08 [8] (0:11.37)	0:35.71 [8] (0:11.46)	0:24.25 [8] (0:11.45)	0:12.80 [8] (0:12.80)	10.36L	0:35.71	-9

Scratched: Ravaged Award (#9), Millane (#5), Hold On Honey (#4)



Horse/Jockey Name	Tectonic Plate
Final Rank	1
Fastest Section Time (Section)	0:11.13 (400m)
Top Speed [km/h] (Section)	67.7 (600m)
Race State	Finished



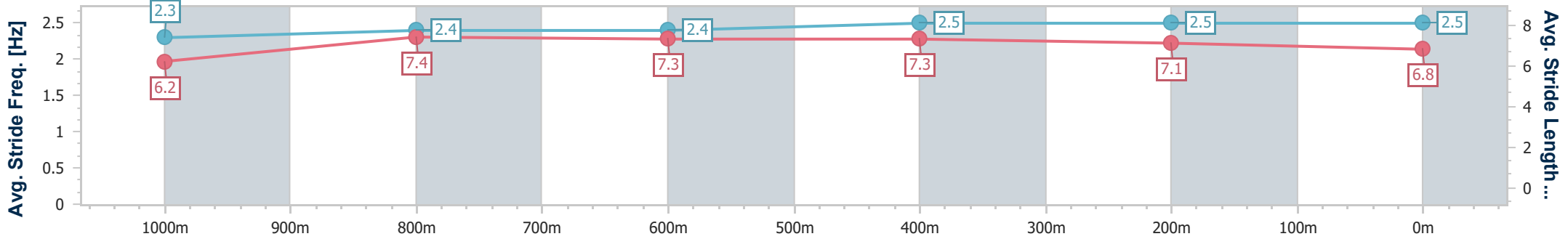
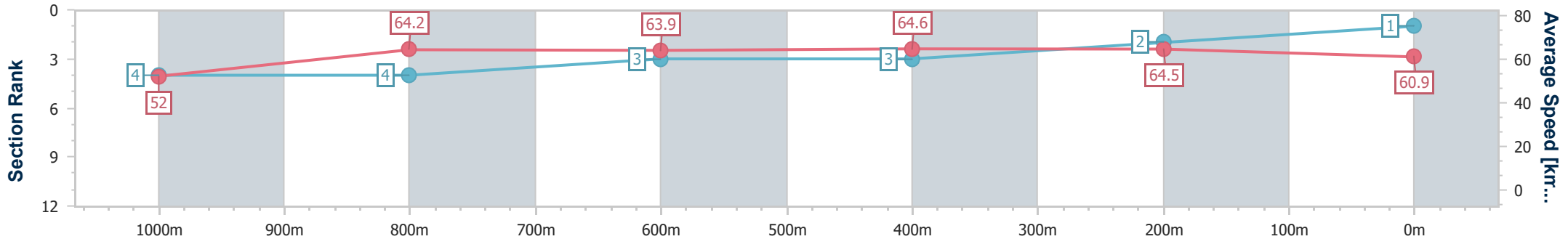
Eagle Farm QLD Professional
 Race 5: COUNTRY MUSIC RACEDAY ON SALE NOW OPEN
 Handicap - 1200m
 20 July 2024 - 14:21



BRISBANE
 RACING CLUB

Track Rating: Good 4, Weather: Fine, Rail Position: +0.5m Entire

Section	Overall	1000m	800m	600m	400m	200m
Section Times	1:10.86 [1] (0:13.87)	0:56.99 [4] (0:11.33)	0:45.66 [4] (0:11.38)	0:34.28 [3] (0:11.28)	0:23.00 [3] (0:11.13)	0:11.87 [2] (0:11.87)
Average Speed [km/h]	52.0	64.2	63.9	64.6	64.5	60.9
Top Speed [km/h]	66.8	66.6	65.4	67.7	67.6	63.4
Avg. Dist. to Rail [m]	2.3	2.4	2.1	2.0	3.1	2.6
Avg. Stride Freq. [Hz]	2.3	2.4	2.4	2.5	2.5	2.5
Avg. Stride Length [m]	6.2	7.4	7.3	7.3	7.1	6.8



- [] Ranking at each section and finish
- .-.- No data available at this section
- NA No data available



Horse/Jockey Name	Legal Esprit
Final Rank	2
Fastest Section Time (Section)	0:11.06 (400m)
Top Speed [km/h] (Section)	67.3 (400m)
Race State	Finished



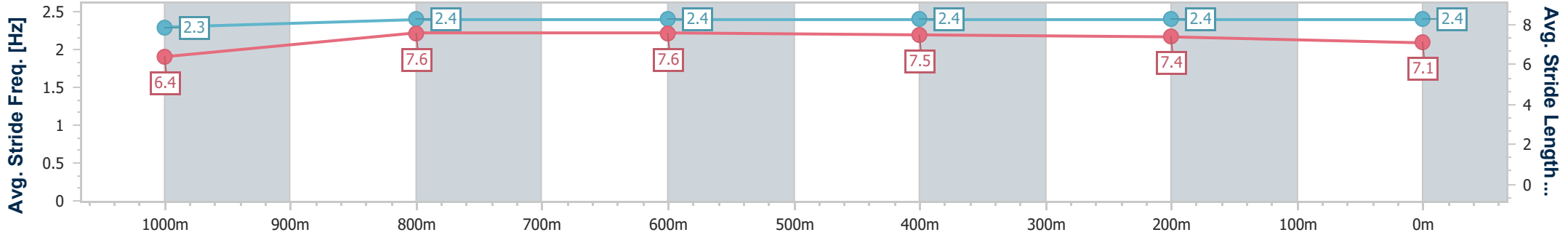
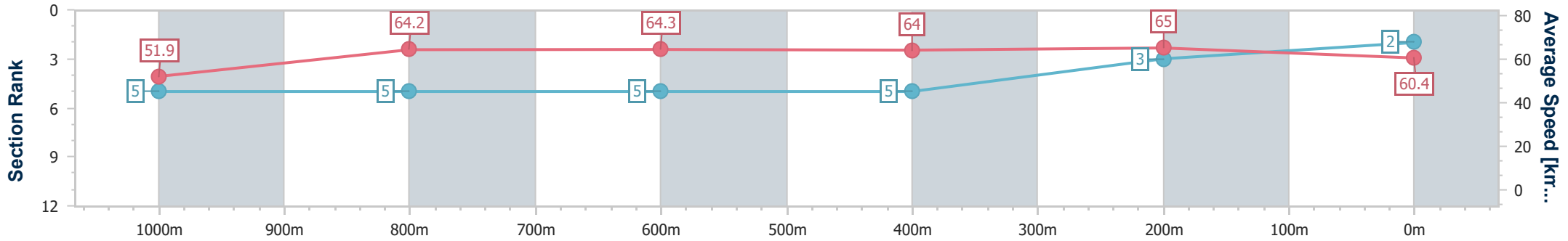
Eagle Farm QLD Professional
 Race 5: COUNTRY MUSIC RACEDAY ON SALE NOW OPEN
 Handicap - 1200m
 20 July 2024 - 14:21



BRISBANE
 RACING CLUB

Track Rating: Good 4, Weather: Fine, Rail Position: +0.5m Entire

Section	Overall	1000m	800m	600m	400m	200m
Section Times	1:11.06 [2] (0:13.92)	0:57.14 [5] (0:11.42)	0:45.72 [5] (0:11.38)	0:34.34 [5] (0:11.33)	0:23.01 [5] (0:11.06)	0:11.95 [3] (0:11.95)
Average Speed [km/h]	51.9	64.2	64.3	64.0	65.0	60.4
Top Speed [km/h]	66.0	66.7	66.2	65.5	67.3	63.2
Avg. Dist. to Rail [m]	3.3	3.7	2.9	2.2	4.7	5.3
Avg. Stride Freq. [Hz]	2.3	2.4	2.4	2.4	2.4	2.4
Avg. Stride Length [m]	6.4	7.6	7.6	7.5	7.4	7.1



- [] Ranking at each section and finish
- .-.- No data available at this section
- NA No data available



Horse/Jockey Name	Manhood
Final Rank	3
Fastest Section Time (Section)	0:11.21 (400m)
Top Speed [km/h] (Section)	66.2 (400m)
Race State	Finished



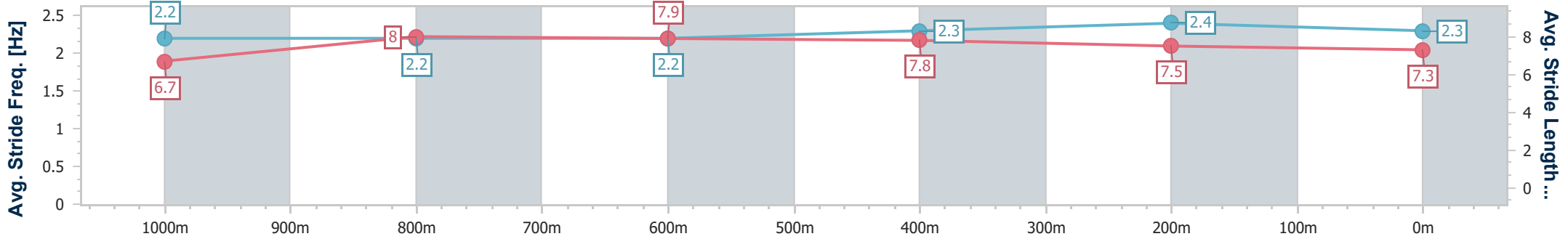
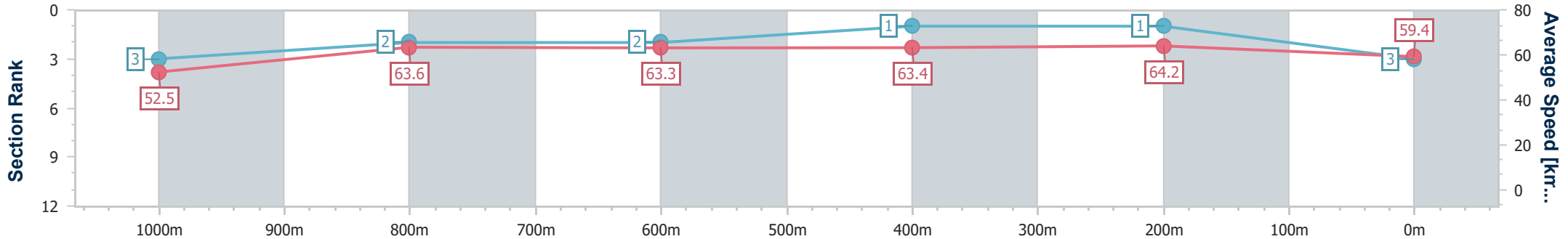
Eagle Farm QLD Professional
 Race 5: COUNTRY MUSIC RACEDAY ON SALE NOW OPEN
 Handicap - 1200m
 20 July 2024 - 14:21



BRISBANE
 RACING CLUB

Track Rating: Good 4, Weather: Fine, Rail Position: +0.5m Entire

Section	Overall	1000m	800m	600m	400m	200m
Section Times	1:11.11 [3] (0:13.72)	0:57.39 [3] (0:11.42)	0:45.97 [2] (0:11.39)	0:34.58 [2] (0:11.23)	0:23.35 [1] (0:11.21)	0:12.14 [1] (0:12.14)
Average Speed [km/h]	52.5	63.6	63.3	63.4	64.2	59.4
Top Speed [km/h]	64.8	64.6	64.0	65.8	66.2	62.1
Avg. Dist. to Rail [m]	1.3	1.6	0.9	2.0	0.5	1.5
Avg. Stride Freq. [Hz]	2.2	2.2	2.2	2.3	2.4	2.3
Avg. Stride Length [m]	6.7	8.0	7.9	7.8	7.5	7.3



- [] Ranking at each section and finish
- .-.- No data available at this section
- NA No data available



Horse/Jockey Name	Chatty Lady
Final Rank	4
Fastest Section Time (Section)	0:11.11 (400m)
Top Speed [km/h] (Section)	66.8 (Overall)
Race State	Finished



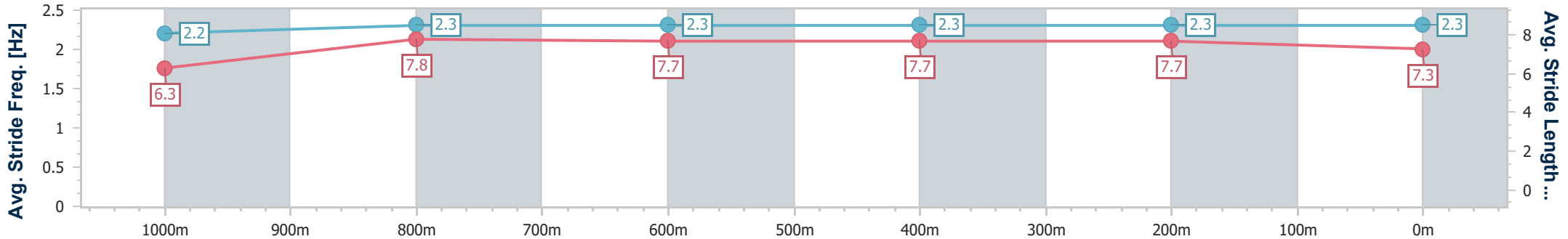
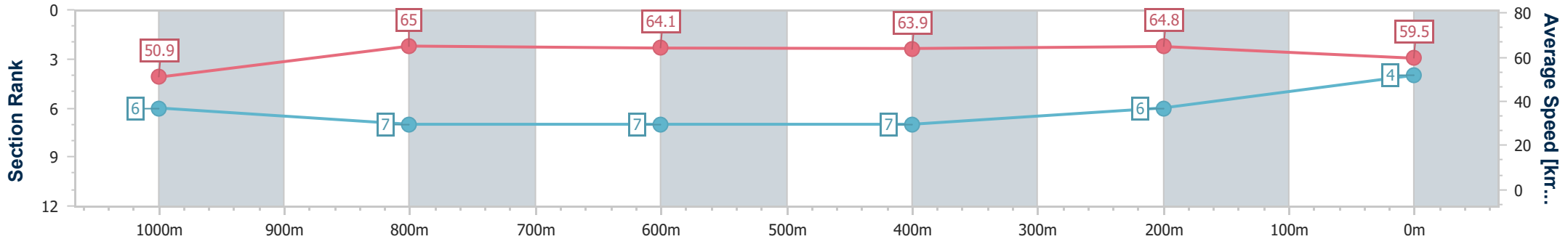
Eagle Farm QLD Professional
 Race 5: COUNTRY MUSIC RACEDAY ON SALE NOW OPEN
 Handicap - 1200m
 20 July 2024 - 14:21



BRISBANE
 RACING CLUB

Track Rating: Good 4, Weather: Fine, Rail Position: +0.5m Entire

Section	Overall	1000m	800m	600m	400m	200m
Section Times	1:11.40 [4] (0:14.14)	0:57.26 [6] (0:11.31)	0:45.95 [7] (0:11.35)	0:34.60 [7] (0:11.35)	0:23.25 [7] (0:11.11)	0:12.14 [6] (0:12.14)
Average Speed [km/h]	50.9	65.0	64.1	63.9	64.8	59.5
Top Speed [km/h]	66.8	66.0	65.1	66.0	66.6	63.0
Avg. Dist. to Rail [m]	4.2	3.3	2.4	2.0	7.3	8.0
Avg. Stride Freq. [Hz]	2.2	2.3	2.3	2.3	2.3	2.3
Avg. Stride Length [m]	6.3	7.8	7.7	7.7	7.7	7.3



- [] Ranking at each section and finish
- .-.- No data available at this section
- NA No data available



Horse/Jockey Name	For Valour
Final Rank	5
Fastest Section Time (Section)	0:11.32 (400m)
Top Speed [km/h] (Section)	64.9 (400m)
Race State	Finished



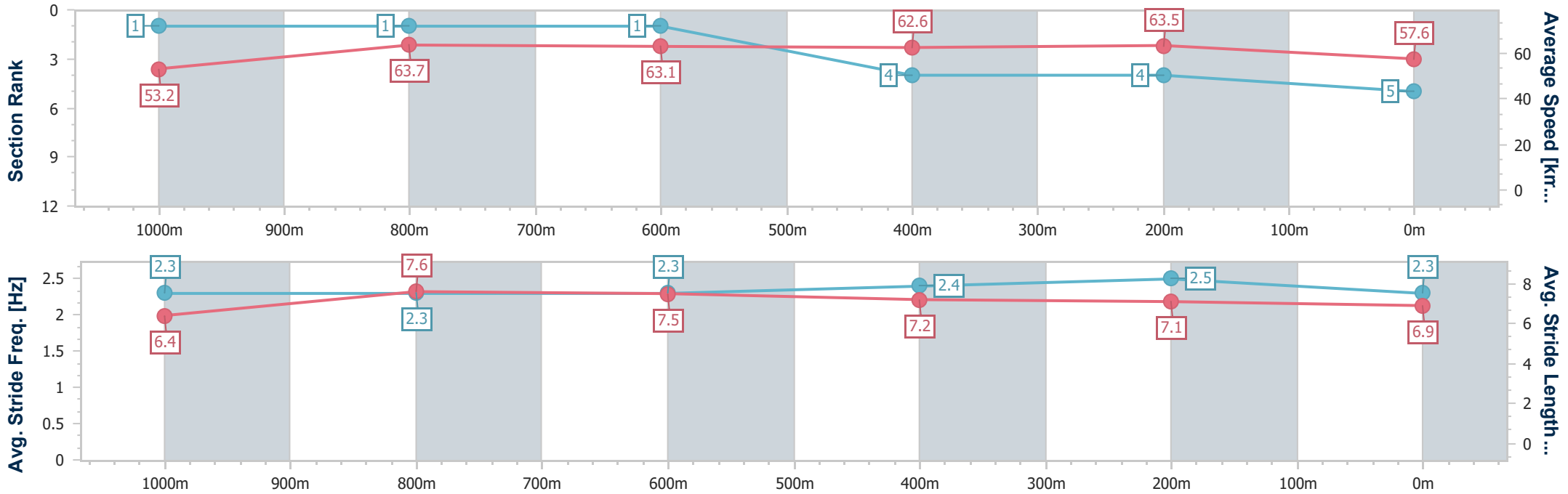
Eagle Farm QLD Professional
 Race 5: COUNTRY MUSIC RACEDAY ON SALE NOW OPEN
 Handicap - 1200m
 20 July 2024 - 14:21



BRISBANE
 RACING CLUB

Track Rating: Good 4, Weather: Fine, Rail Position: +0.5m Entire

Section	Overall	1000m	800m	600m	400m	200m
Section Times	1:11.65 [5] (0:13.51)	0:58.14 [1] (0:11.38)	0:46.76 [1] (0:11.46)	0:35.30 [1] (0:11.51)	0:23.79 [4] (0:11.32)	0:12.47 [4] (0:12.47)
Average Speed [km/h]	53.2	63.7	63.1	62.6	63.5	57.6
Top Speed [km/h]	64.6	64.5	64.2	64.1	64.9	61.1
Avg. Dist. to Rail [m]	0.8	1.4	0.5	0.5	1.9	2.2
Avg. Stride Freq. [Hz]	2.3	2.3	2.3	2.4	2.5	2.3
Avg. Stride Length [m]	6.4	7.6	7.5	7.2	7.1	6.9



- [] Ranking at each section and finish
- .-.- No data available at this section
- NA No data available



Horse/Jockey Name	En Pointe
Final Rank	6
Fastest Section Time (Section)	0:11.15 (600m)
Top Speed [km/h] (Section)	66.6 (600m)
Race State	Finished



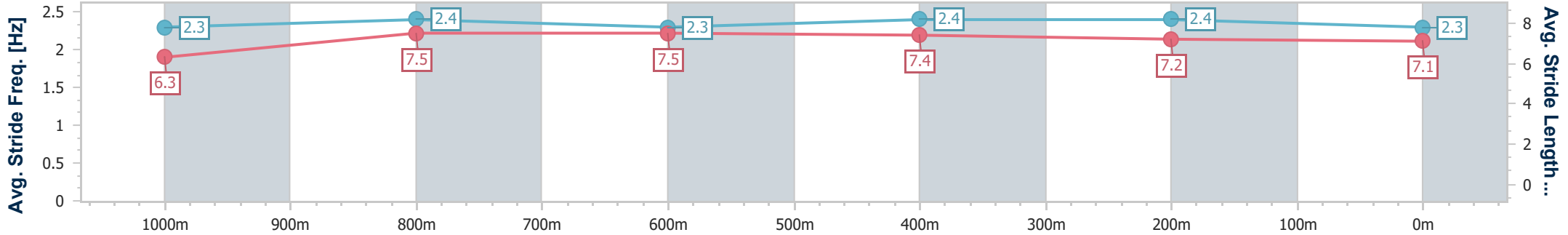
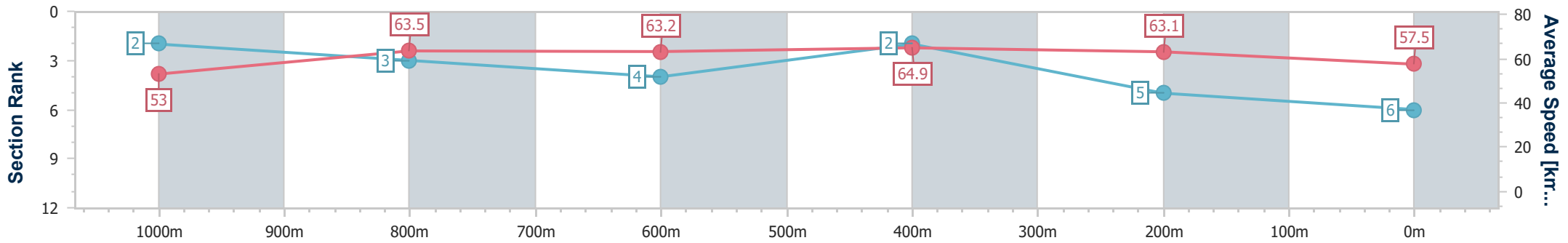
Eagle Farm QLD Professional
 Race 5: COUNTRY MUSIC RACEDAY ON SALE NOW OPEN
 Handicap - 1200m
 20 July 2024 - 14:21



BRISBANE
 RACING CLUB

Track Rating: Good 4, Weather: Fine, Rail Position: +0.5m Entire

Section	Overall	1000m	800m	600m	400m	200m
Section Times	1:11.70 [6] (0:13.63)	0:58.07 [2] (0:11.51)	0:46.56 [3] (0:11.48)	0:35.08 [4] (0:11.15)	0:23.93 [2] (0:11.41)	0:12.52 [5] (0:12.52)
Average Speed [km/h]	53.0	63.5	63.2	64.9	63.1	57.5
Top Speed [km/h]	65.2	64.4	64.6	66.6	65.9	61.3
Avg. Dist. to Rail [m]	2.0	3.5	1.8	0.8	4.2	5.0
Avg. Stride Freq. [Hz]	2.3	2.4	2.3	2.4	2.4	2.3
Avg. Stride Length [m]	6.3	7.5	7.5	7.4	7.2	7.1



- [] Ranking at each section and finish
- .-.- No data available at this section
- NA No data available



Horse/Jockey Name	Shooting For Gold
Final Rank	7
Fastest Section Time (Section)	0:11.23 (1000m)
Top Speed [km/h] (Section)	67.0 (Overall)
Race State	Finished



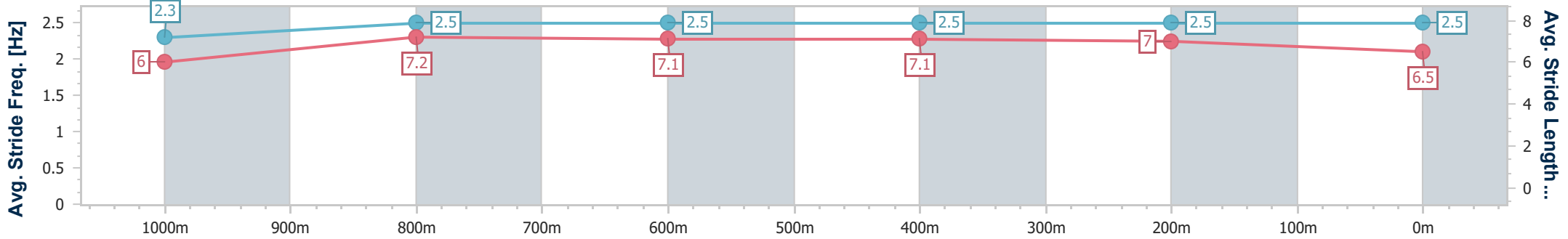
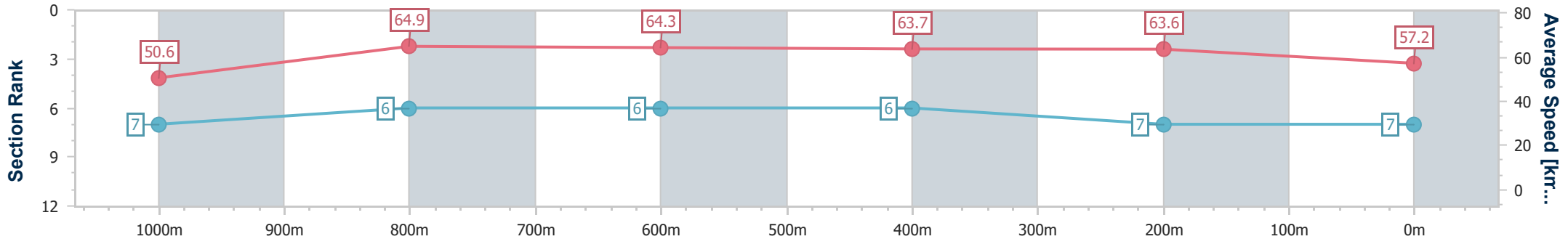
Eagle Farm QLD Professional
 Race 5: COUNTRY MUSIC RACEDAY ON SALE NOW OPEN
 Handicap - 1200m
 20 July 2024 - 14:21



BRISBANE
 RACING CLUB

Track Rating: Good 4, Weather: Fine, Rail Position: +0.5m Entire

Section	Overall	1000m	800m	600m	400m	200m
Section Times	1:11.98 [7] (0:14.22)	0:57.76 [7] (0:11.23)	0:46.53 [6] (0:11.28)	0:35.25 [6] (0:11.34)	0:23.91 [6] (0:11.31)	0:12.60 [7] (0:12.60)
Average Speed [km/h]	50.6	64.9	64.3	63.7	63.6	57.2
Top Speed [km/h]	67.0	66.9	65.4	64.6	65.7	61.1
Avg. Dist. to Rail [m]	3.6	2.2	1.5	1.0	4.7	5.3
Avg. Stride Freq. [Hz]	2.3	2.5	2.5	2.5	2.5	2.5
Avg. Stride Length [m]	6.0	7.2	7.1	7.1	7.0	6.5



- [] Ranking at each section and finish
- .-.- No data available at this section
- NA No data available



Horse/Jockey Name	Hot Spring Gold
Final Rank	8
Fastest Section Time (Section)	0:11.24 (1000m)
Top Speed [km/h] (Section)	67.0 (Overall)
Race State	Finished



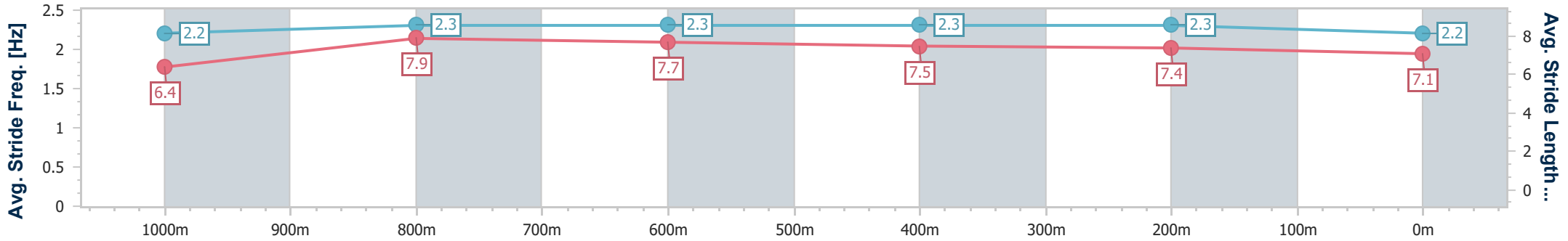
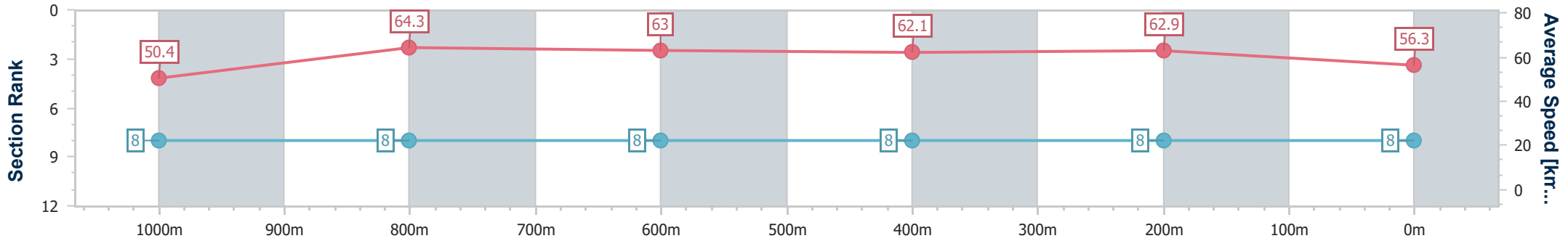
Eagle Farm QLD Professional
 Race 5: COUNTRY MUSIC RACEDAY ON SALE NOW OPEN
 Handicap - 1200m
 20 July 2024 - 14:21



BRISBANE
 RACING CLUB

Track Rating: Good 4, Weather: Fine, Rail Position: +0.5m Entire

Section	Overall	1000m	800m	600m	400m	200m
Section Times	1:12.63 [8] (0:14.31)	0:58.32 [8] (0:11.24)	0:47.08 [8] (0:11.37)	0:35.71 [8] (0:11.46)	0:24.25 [8] (0:11.45)	0:12.80 [8] (0:12.80)
Average Speed [km/h]	50.4	64.3	63.0	62.1	62.9	56.3
Top Speed [km/h]	67.0	67.0	63.7	63.0	63.6	60.8
Avg. Dist. to Rail [m]	1.5	0.9	0.6	1.9	2.1	3.9
Avg. Stride Freq. [Hz]	2.2	2.3	2.3	2.3	2.3	2.2
Avg. Stride Length [m]	6.4	7.9	7.7	7.5	7.4	7.1



- [] Ranking at each section and finish
- .-.- No data available at this section
- NA No data available



Eagle Farm QLD Professional

Race 6: BECOME A BRC MEMBER Class 6 Plate - 1200m

20 July 2024 - 14:58



BRISBANE
RACING CLUB

Track Rating: Good 4, Weather: Fine, Rail Position: +0.5m Entire

Section												Last 600m	
Field Times		Overall	1000m	800m	600m	400m	200m						0:34.59
		1:10.59 (0:13.43)	0:57.16 (0:11.25)	0:45.91 (0:11.32)	0:34.59 (0:11.10)	0:23.49 (0:11.21)	0:12.28 (0:12.28)						
Rank	TAB Horse/Jockey	Barrier	Top Speed [km/h]	Fastest Section							Margin	Distance Travelled [m]	
1	1 HOLD ON HONEY Emily Lang	5	66.1 Overall	0:11.10 600m	1:10.59 [1] (0:13.43)	0:57.16 [1] (0:11.25)	0:45.91 [1] (0:11.32)	0:34.59 [1] (0:11.10)	0:23.49 [1] (0:11.21)	0:12.28 [1] (0:12.28)	1:10.59	0:34.59	
2	9 STANDING ORDER Jag Guthmann-Chester	9	66.8 600m	0:11.06 600m	1:10.64 [2] (0:13.69)	0:56.95 [4] (0:11.28)	0:45.67 [4] (0:11.39)	0:34.28 [4] (0:11.06)	0:23.22 [3] (0:11.13)	0:12.09 [2] (0:12.09)	0.28L	0:34.28	+4
3	4 MILLANE James Orman	4	67.0 400m	0:11.02 600m	1:10.69 [3] (0:13.86)	0:56.83 [5] (0:11.33)	0:45.50 [5] (0:11.36)	0:34.14 [6] (0:11.02)	0:23.12 [6] (0:11.02)	0:12.10 [3] (0:12.10)	0.58L	0:34.14	+3
4	6 SWEET MARGOT MAY Cejay Graham	6	66.4 600m	0:10.97 600m	1:10.98 [4] (0:14.10)	0:56.88 [8] (0:11.37)	0:45.51 [7] (0:11.30)	0:34.21 [7] (0:10.97)	0:23.24 [8] (0:11.11)	0:12.13 [6] (0:12.13)	2.28L	0:34.21	+0
5	11 CENTRESTONE Michael Rodd	10	69.0 600m	0:10.75 600m	1:11.08 [5] (0:14.09)	0:56.99 [7] (0:11.42)	0:45.57 [8] (0:11.41)	0:34.16 [8] (0:10.75)	0:23.41 [7] (0:11.05)	0:12.36 [4] (0:12.36)	2.86L	0:34.16	+3
6	5 THE FACE Vlad Duric	7	65.5 1000m	0:11.14 600m	1:11.70 [6] (0:13.56)	0:58.14 [2] (0:11.27)	0:46.87 [2] (0:11.28)	0:35.59 [2] (0:11.14)	0:24.45 [2] (0:11.48)	0:12.97 [5] (0:12.97)	6.53L	0:35.59	+2
7	8 EMPEROR Kyle Wilson-Taylor	3	66.4 600m	0:11.02 600m	1:12.67 [7] (0:13.92)	0:58.75 [6] (0:11.31)	0:47.44 [6] (0:11.28)	0:36.16 [5] (0:11.02)	0:25.14 [4] (0:11.41)	0:13.73 [7] (0:13.73)	12.25L	0:36.16	-3
8	12 RAVAGED AWARD Tahlia Fenlon	2	66.6 Overall	0:11.24 600m	1:12.74 [8] (0:13.63)	0:59.11 [3] (0:11.28)	0:47.83 [3] (0:11.38)	0:36.45 [3] (0:11.24)	0:25.21 [4] (0:11.78)	0:13.43 [8] (0:13.43)	12.65L	0:36.45	+1

Scratched: Burning Bell (#10), Manhood (#2), Daytona (#13), Tectonic Plate (#7), For Valour (#3)



Horse/Jockey Name	Hold On Honey
Final Rank	1
Fastest Section Time (Section)	0:11.10 (600m)
Top Speed [km/h] (Section)	66.1 (Overall)
Race State	Finished



Eagle Farm QLD Professional

Race 6: BECOME A BRC MEMBER Class 6 Plate - 1200m

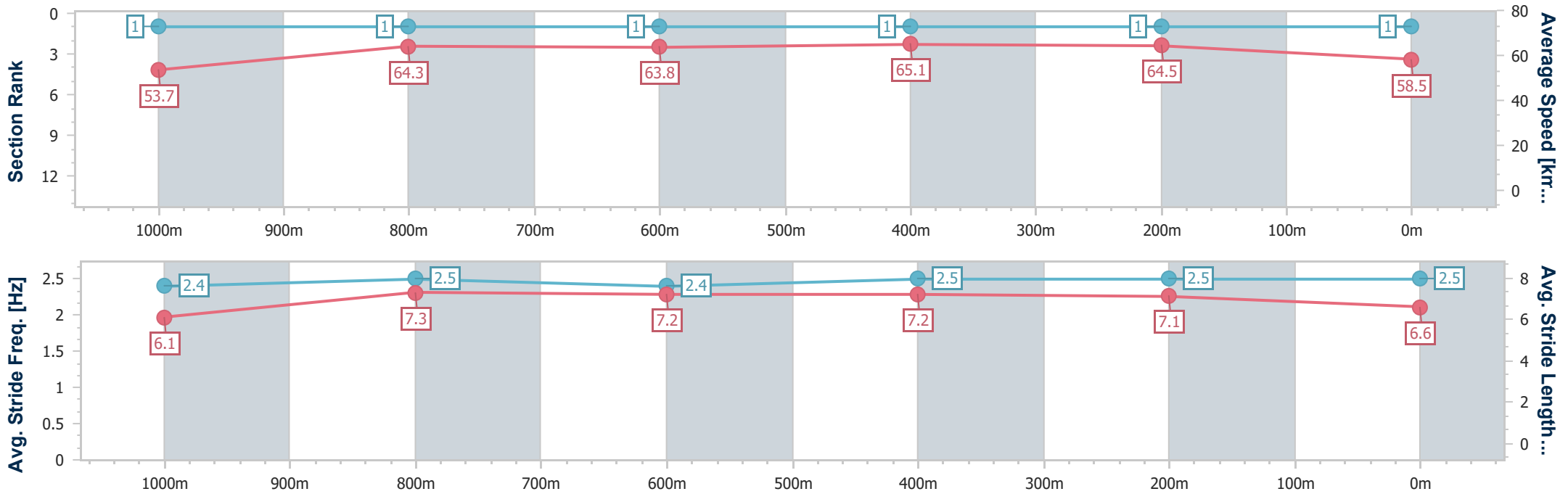
20 July 2024 - 14:58

Track Rating: Good 4, Weather: Fine, Rail Position: +0.5m Entire



BRISBANE RACING CLUB

Section	Overall	1000m	800m	600m	400m	200m
Section Times	1:10.59 [1] (0:13.43)	0:57.16 [1] (0:11.25)	0:45.91 [1] (0:11.32)	0:34.59 [1] (0:11.10)	0:23.49 [1] (0:11.21)	0:12.28 [1] (0:12.28)
Average Speed [km/h]	53.7	64.3	63.8	65.1	64.5	58.5
Top Speed [km/h]	66.1	66.0	64.9	65.6	65.3	62.3
Avg. Dist. to Rail [m]	2.1	0.8	1.0	0.7	1.6	2.9
Avg. Stride Freq. [Hz]	2.4	2.5	2.4	2.5	2.5	2.5
Avg. Stride Length [m]	6.1	7.3	7.2	7.2	7.1	6.6



- [] Ranking at each section and finish
- .-.- No data available at this section
- NA No data available



Horse/Jockey Name	Standing Order
Final Rank	2
Fastest Section Time (Section)	0:11.06 (600m)
Top Speed [km/h] (Section)	66.8 (600m)
Race State	Finished



Eagle Farm QLD Professional

Race 6: BECOME A BRC MEMBER Class 6 Plate - 1200m

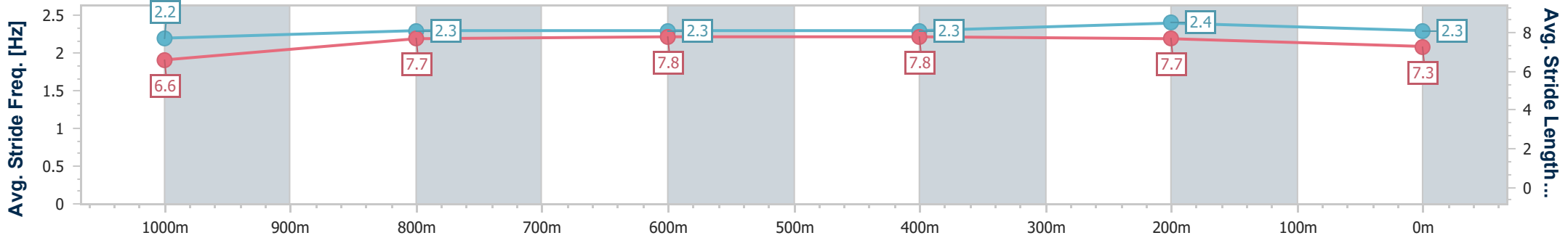
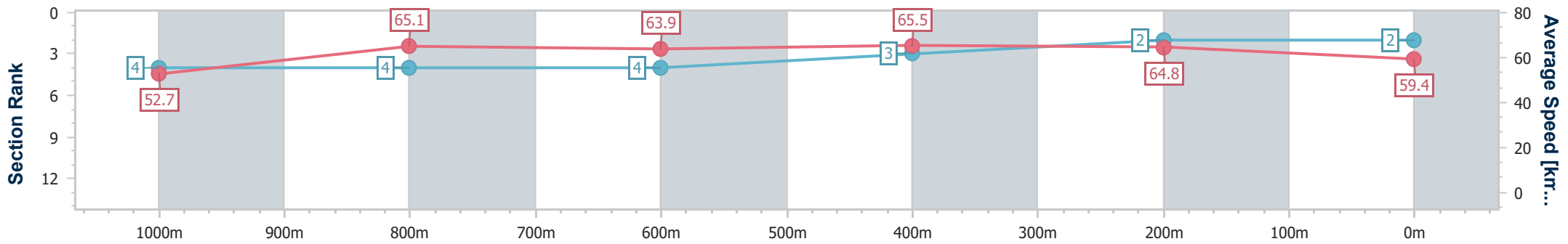
20 July 2024 - 14:58

Track Rating: Good 4, Weather: Fine, Rail Position: +0.5m Entire



BRISBANE RACING CLUB

Section	Overall	1000m	800m	600m	400m	200m
Section Times	1:10.64 [2] (0:13.69)	0:56.95 [4] (0:11.28)	0:45.67 [4] (0:11.39)	0:34.28 [4] (0:11.06)	0:23.22 [3] (0:11.13)	0:12.09 [2] (0:12.09)
Average Speed [km/h]	52.7	65.1	63.9	65.5	64.8	59.4
Top Speed [km/h]	66.1	66.8	64.7	66.8	66.3	62.6
Avg. Dist. to Rail [m]	5.3	3.6	2.0	1.5	5.6	5.8
Avg. Stride Freq. [Hz]	2.2	2.3	2.3	2.3	2.4	2.3
Avg. Stride Length [m]	6.6	7.7	7.8	7.8	7.7	7.3



- [] Ranking at each section and finish
- .-.- No data available at this section
- NA No data available



Horse/Jockey Name	Millane
Final Rank	3
Fastest Section Time (Section)	0:11.02 (600m)
Top Speed [km/h] (Section)	67.0 (400m)
Race State	Finished



Eagle Farm QLD Professional

Race 6: BECOME A BRC MEMBER Class 6 Plate - 1200m

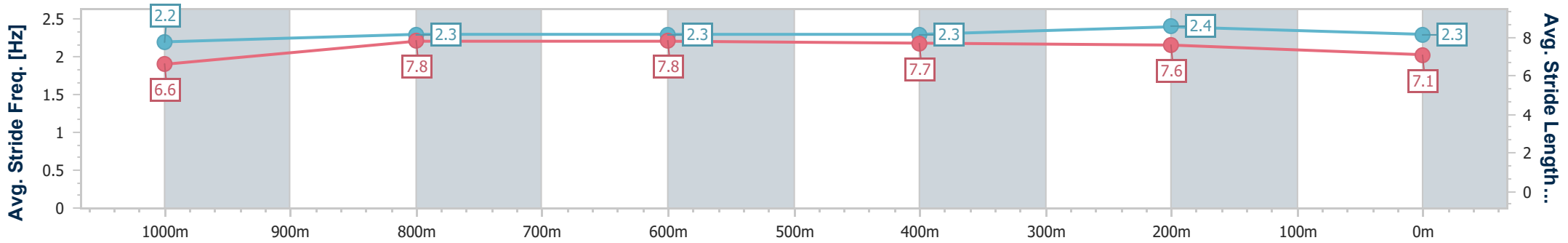
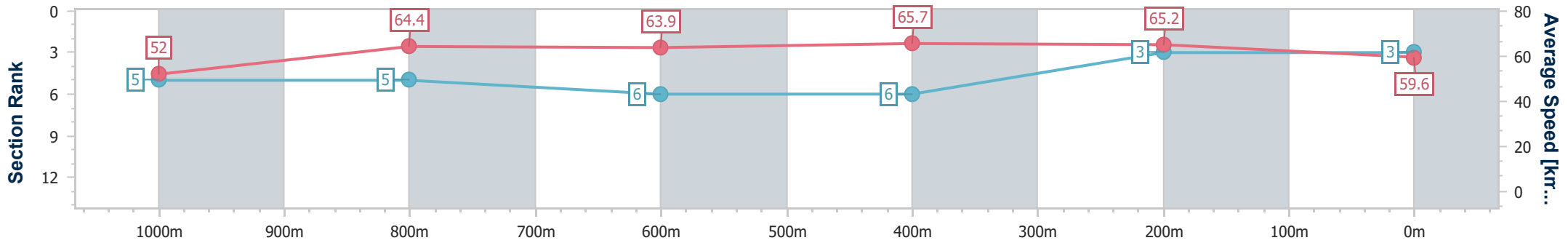
20 July 2024 - 14:58

Track Rating: Good 4, Weather: Fine, Rail Position: +0.5m Entire



BRISBANE RACING CLUB

Section	Overall	1000m	800m	600m	400m	200m
Section Times	1:10.69 [3] (0:13.86)	0:56.83 [5] (0:11.33)	0:45.50 [5] (0:11.36)	0:34.14 [6] (0:11.02)	0:23.12 [6] (0:11.02)	0:12.10 [3] (0:12.10)
Average Speed [km/h]	52.0	64.4	63.9	65.7	65.2	59.6
Top Speed [km/h]	65.9	65.9	65.3	66.7	67.0	63.2
Avg. Dist. to Rail [m]	1.9	2.3	1.6	1.4	5.1	6.3
Avg. Stride Freq. [Hz]	2.2	2.3	2.3	2.3	2.4	2.3
Avg. Stride Length [m]	6.6	7.8	7.8	7.7	7.6	7.1



- [] Ranking at each section and finish
- .-.- No data available at this section
- NA No data available



Horse/Jockey Name	Sweet Margot May
Final Rank	4
Fastest Section Time (Section)	0:10.97 (600m)
Top Speed [km/h] (Section)	66.4 (600m)
Race State	Finished



Eagle Farm QLD Professional

Race 6: BECOME A BRC MEMBER Class 6 Plate - 1200m

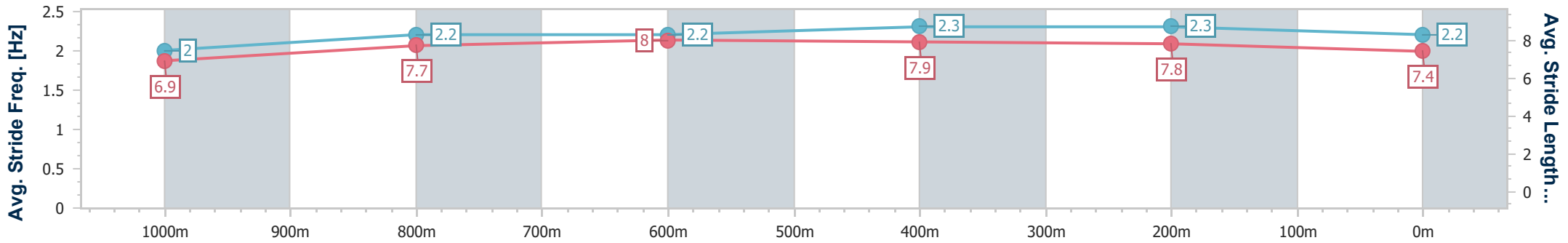
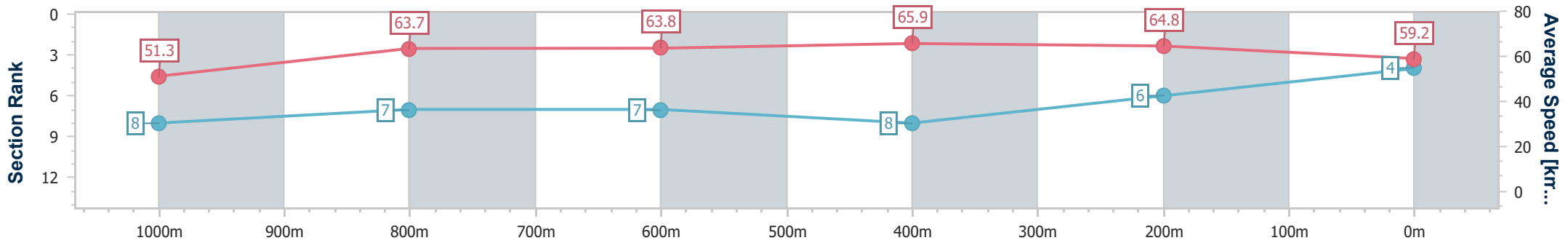
20 July 2024 - 14:58

Track Rating: Good 4, Weather: Fine, Rail Position: +0.5m Entire



BRISBANE RACING CLUB

Section	Overall	1000m	800m	600m	400m	200m
Section Times	1:10.98 [4] (0:14.10)	0:56.88 [8] (0:11.37)	0:45.51 [7] (0:11.30)	0:34.21 [7] (0:10.97)	0:23.24 [8] (0:11.11)	0:12.13 [6] (0:12.13)
Average Speed [km/h]	51.3	63.7	63.8	65.9	64.8	59.2
Top Speed [km/h]	65.3	64.5	64.9	66.4	66.0	62.4
Avg. Dist. to Rail [m]	3.0	1.7	0.6	0.5	4.6	5.1
Avg. Stride Freq. [Hz]	2.0	2.2	2.2	2.3	2.3	2.2
Avg. Stride Length [m]	6.9	7.7	8.0	7.9	7.8	7.4



- [] Ranking at each section and finish
- .-.- No data available at this section
- NA No data available



Horse/Jockey Name	Centrestone
Final Rank	5
Fastest Section Time (Section)	0:10.75 (600m)
Top Speed [km/h] (Section)	69.0 (600m)
Race State	Finished



Eagle Farm QLD Professional

Race 6: BECOME A BRC MEMBER Class 6 Plate - 1200m

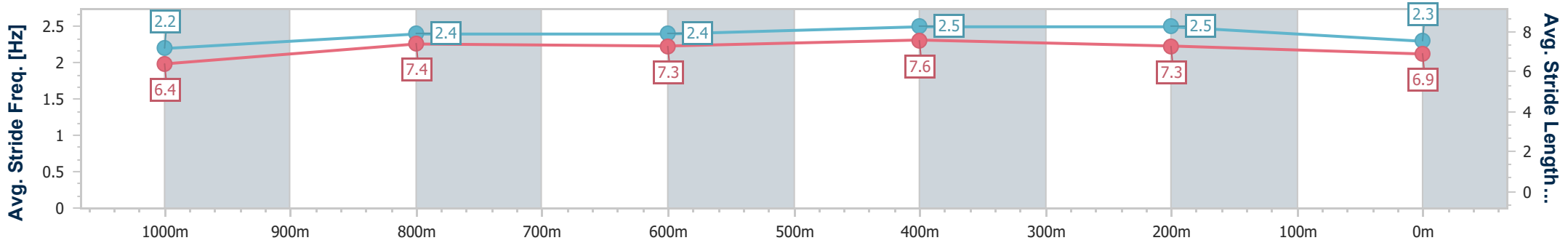
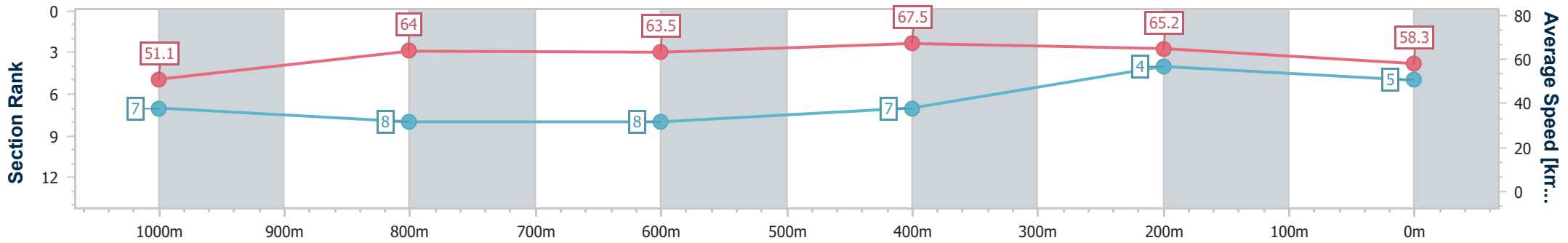
20 July 2024 - 14:58

Track Rating: Good 4, Weather: Fine, Rail Position: +0.5m Entire



BRISBANE RACING CLUB

Section	Overall	1000m	800m	600m	400m	200m
Section Times	1:11.08 [5] (0:14.09)	0:56.99 [7] (0:11.42)	0:45.57 [8] (0:11.41)	0:34.16 [8] (0:10.75)	0:23.41 [7] (0:11.05)	0:12.36 [4] (0:12.36)
Average Speed [km/h]	51.1	64.0	63.5	67.5	65.2	58.3
Top Speed [km/h]	63.6	65.5	65.0	69.0	68.4	62.4
Avg. Dist. to Rail [m]	5.6	2.8	2.0	1.4	8.2	9.8
Avg. Stride Freq. [Hz]	2.2	2.4	2.4	2.5	2.5	2.3
Avg. Stride Length [m]	6.4	7.4	7.3	7.6	7.3	6.9



- [] Ranking at each section and finish
- .-.- No data available at this section
- NA No data available



Horse/Jockey Name	The Face
Final Rank	6
Fastest Section Time (Section)	0:11.14 (600m)
Top Speed [km/h] (Section)	65.5 (1000m)
Race State	Finished



Eagle Farm QLD Professional

Race 6: BECOME A BRC MEMBER Class 6 Plate - 1200m

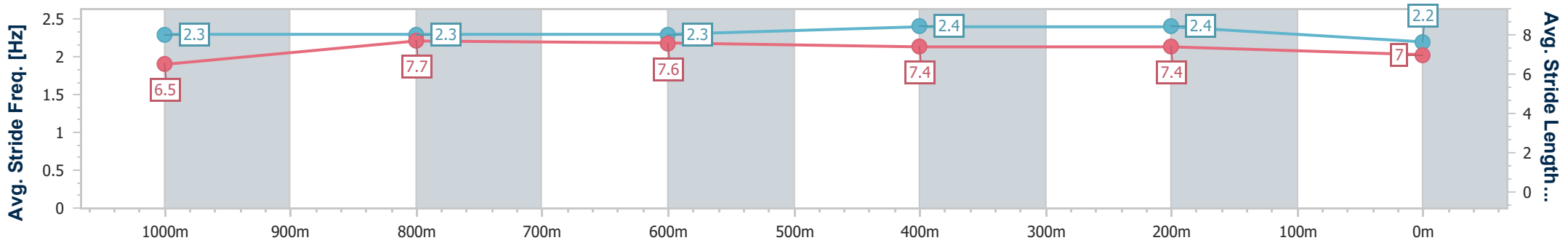
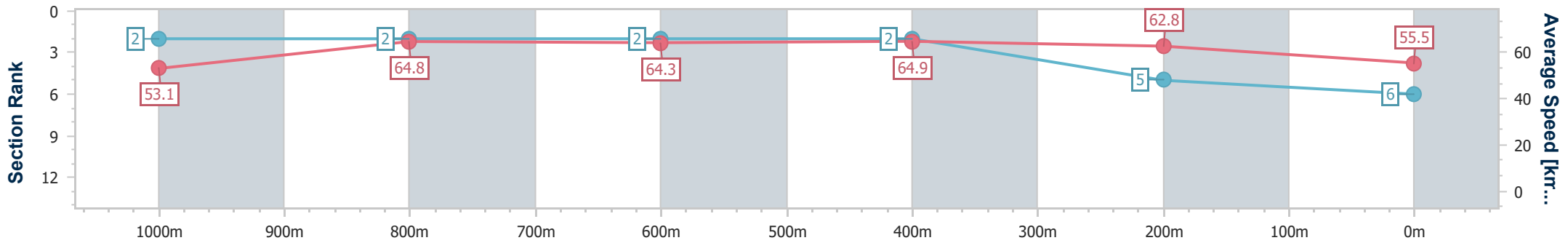
20 July 2024 - 14:58

Track Rating: Good 4, Weather: Fine, Rail Position: +0.5m Entire



BRISBANE RACING CLUB

Section	Overall	1000m	800m	600m	400m	200m
Section Times	1:11.70 [6] (0:13.56)	0:58.14 [2] (0:11.27)	0:46.87 [2] (0:11.28)	0:35.59 [2] (0:11.14)	0:24.45 [2] (0:11.48)	0:12.97 [5] (0:12.97)
Average Speed [km/h]	53.1	64.8	64.3	64.9	62.8	55.5
Top Speed [km/h]	65.3	65.5	65.0	65.4	64.8	59.7
Avg. Dist. to Rail [m]	3.3	2.5	2.2	1.0	2.9	5.4
Avg. Stride Freq. [Hz]	2.3	2.3	2.3	2.4	2.4	2.2
Avg. Stride Length [m]	6.5	7.7	7.6	7.4	7.4	7.0



- [] Ranking at each section and finish
- .-.- No data available at this section
- NA No data available



Horse/Jockey Name	Emperor
Final Rank	7
Fastest Section Time (Section)	0:11.02 (600m)
Top Speed [km/h] (Section)	66.4 (600m)
Race State	Finished



Eagle Farm QLD Professional

Race 6: BECOME A BRC MEMBER Class 6 Plate - 1200m

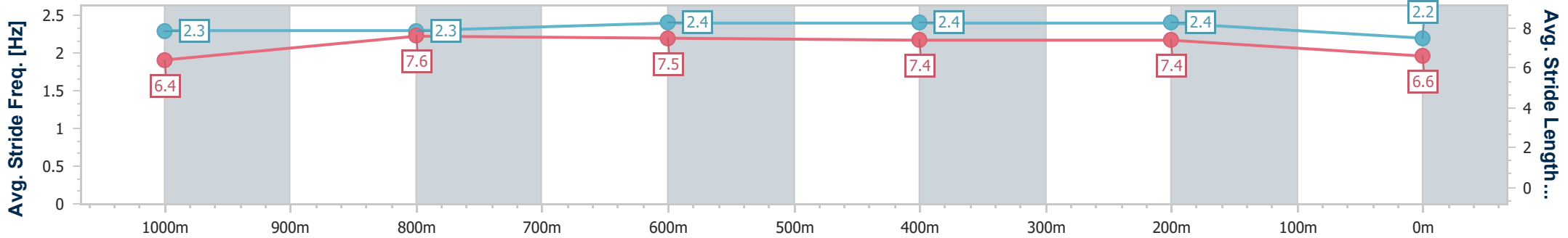
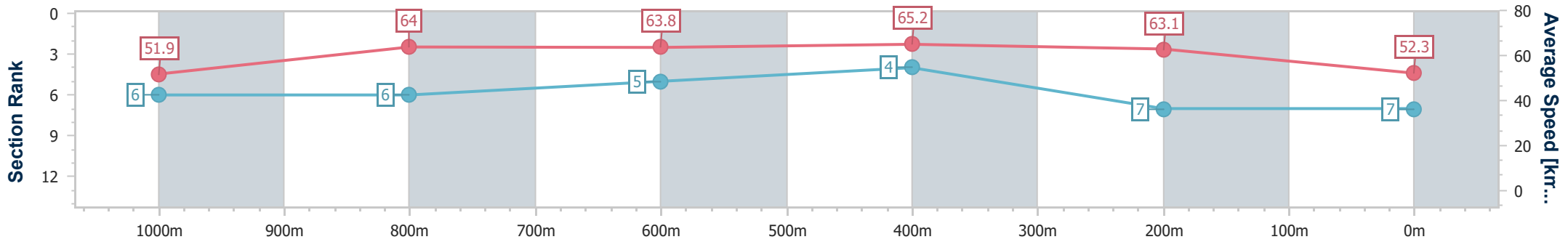
20 July 2024 - 14:58

Track Rating: Good 4, Weather: Fine, Rail Position: +0.5m Entire



BRISBANE RACING CLUB

Section	Overall	1000m	800m	600m	400m	200m
Section Times	1:12.67 [7] (0:13.92)	0:58.75 [6] (0:11.31)	0:47.44 [6] (0:11.28)	0:36.16 [5] (0:11.02)	0:25.14 [4] (0:11.41)	0:13.73 [7] (0:13.73)
Average Speed [km/h]	51.9	64.0	63.8	65.2	63.1	52.3
Top Speed [km/h]	65.2	65.3	64.9	66.4	65.9	58.0
Avg. Dist. to Rail [m]	1.1	1.3	0.4	0.9	1.4	4.6
Avg. Stride Freq. [Hz]	2.3	2.3	2.4	2.4	2.4	2.2
Avg. Stride Length [m]	6.4	7.6	7.5	7.4	7.4	6.6



- [] Ranking at each section and finish
- .-.- No data available at this section
- NA No data available



Horse/Jockey Name	Ravaged Award
Final Rank	8
Fastest Section Time (Section)	0:11.24 (600m)
Top Speed [km/h] (Section)	66.6 (Overall)
Race State	Finished



Eagle Farm QLD Professional

Race 6: BECOME A BRC MEMBER Class 6 Plate - 1200m

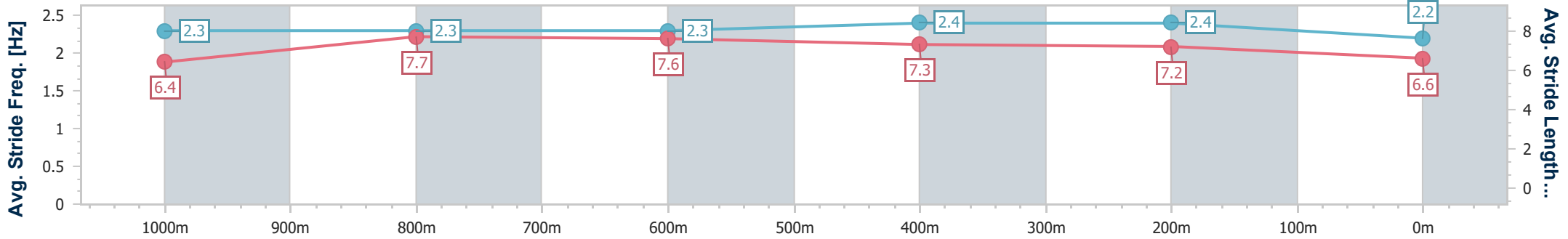
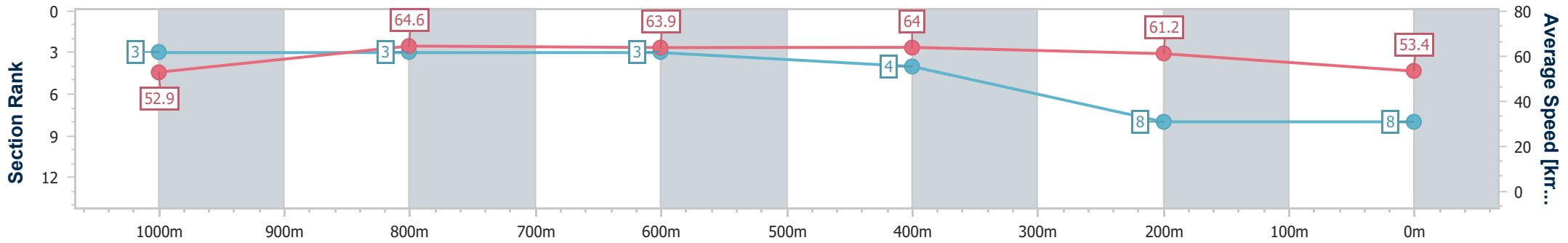
20 July 2024 - 14:58

Track Rating: Good 4, Weather: Fine, Rail Position: +0.5m Entire



BRISBANE RACING CLUB

Section	Overall	1000m	800m	600m	400m	200m
Section Times	1:12.74 [8] (0:13.63)	0:59.11 [3] (0:11.28)	0:47.83 [3] (0:11.38)	0:36.45 [3] (0:11.24)	0:25.21 [4] (0:11.78)	0:13.43 [8] (0:13.43)
Average Speed [km/h]	52.9	64.6	63.9	64.0	61.2	53.4
Top Speed [km/h]	66.6	66.2	65.3	65.4	64.2	57.9
Avg. Dist. to Rail [m]	1.1	2.4	1.8	0.4	0.6	1.0
Avg. Stride Freq. [Hz]	2.3	2.3	2.3	2.4	2.4	2.2
Avg. Stride Length [m]	6.4	7.7	7.6	7.3	7.2	6.6



- [] Ranking at each section and finish
- .-.- No data available at this section
- NA No data available



Eagle Farm QLD Professional

Race 7: MORETON HIRE QTIS Three-Year-Old Handicap - 1800m

20 July 2024 - 15:38



BRISBANE
RACING CLUB

Track Rating: Good 4, Weather: Fine, Rail Position: +0.5m Entire

Section		Field Times												
		Overall	1600m	1400m	1200m	1000m	800m	600m	Last 600m					
		1:50.47 (0:14.03)	1:36.44 (0:11.06)	1:25.38 (0:11.23)	1:14.15 (0:12.14)	1:02.01 (0:12.37)	0:49.64 (0:12.17)	0:37.47 (0:12.34)	0:37.47					
Rank	TAB Horse/Jockey	Barrier	Top Speed [km/h]	Fastest Section									Distance Travelled [m]	
1	9 KISSED BY EVIE Damien Thornton	13	67.1 1600m	0:11.12 1600m	1:50.47 [1] (0:14.53)	1:35.94 [9] (0:11.12)	1:24.82 [8] (0:11.29)	1:13.53 [7] (0:12.11)	1:01.42 [5] (0:12.38)	0:49.04 [5] (0:12.13)	0:36.91 [5] (0:12.08)	0:36.91		
2	13 FARWEST Angela Jones	1	65.9 1600m	0:11.04 1600m	1:50.84 [2] (0:14.43)	1:36.41 [7] (0:11.04)	1:25.37 [6] (0:11.40)	1:13.97 [5] (0:12.22)	1:01.75 [7] (0:12.48)	0:49.27 [7] (0:12.34)	0:36.93 [9] (0:12.23)	0:36.93	-16	
3	10 POUTCHEK Cejay Graham	11	67.9 1600m	0:11.09 1600m	1:50.90 [3] (0:14.25)	1:36.65 [4] (0:11.09)	1:25.56 [5] (0:11.23)	1:14.33 [3] (0:12.13)	1:02.20 [4] (0:12.46)	0:49.74 [4] (0:12.33)	0:37.41 [4] (0:12.04)	0:37.41	-1	
4	12 JENNI MOREESE Karl Zechner	3	67.9 1600m	0:11.16 1600m	1:50.96 [4] (0:14.50)	1:36.46 [8] (0:11.16)	1:25.30 [9] (0:11.37)	1:13.93 [8] (0:12.16)	1:01.77 [8] (0:12.47)	0:49.30 [8] (0:12.18)	0:37.12 [7] (0:11.89)	0:37.12	+2	
5	1 ZAPHOD Andrew Mallyon	7	67.4 1400m	0:11.06 1600m	1:51.16 [5] (0:14.03)	1:37.13 [2] (0:11.06)	1:26.07 [1] (0:11.23)	1:14.84 [1] (0:12.14)	1:02.70 [1] (0:12.40)	0:50.30 [2] (0:12.18)	0:38.12 [2] (0:12.30)	0:38.12	-6	
6	2 SHARP DAZZLER Emily Lang	2	65.6 1600m	0:11.26 1600m	1:51.17 [6] (0:14.36)	1:36.81 [6] (0:11.26)	1:25.55 [7] (0:11.67)	1:13.88 [9] (0:12.28)	1:01.60 [11] (0:12.46)	0:49.14 [10] (0:11.82)	0:37.32 [8] (0:11.98)	0:37.32	-7	
7	4 ASHFALL Nikita Beriman	10	67.8 1600m	0:11.18 1600m	1:51.45 [7] (0:14.80)	1:36.65 [11] (0:11.18)	1:25.47 [10] (0:11.68)	1:13.79 [12] (0:12.19)	1:01.60 [13] (0:12.59)	0:49.01 [13] (0:11.98)	0:37.03 [13] (0:11.94)	0:37.03	-5	
8	5 CONEY ISLAND BABY Brooke Ainsworth	4	65.6 1600m	0:11.06 1600m	1:52.95 [8] (0:14.03)	1:38.92 [1] (0:11.06)	1:27.86 [2] (0:11.27)	1:16.59 [2] (0:12.12)	1:04.47 [2] (0:12.35)	0:52.12 [1] (0:12.17)	0:39.95 [1] (0:12.45)	0:39.95	-17	
9	7 LISSARO Rikki Jamieson	12	66.4 1400m	0:11.20 1600m	1:53.68 [9] (0:15.08)	1:38.60 [13] (0:11.20)	1:27.40 [12] (0:11.36)	1:16.04 [11] (0:11.91)	1:04.13 [10] (0:12.63)	0:51.50 [11] (0:12.06)	0:39.44 [12] (0:12.39)	0:39.44	-10	
10	6 GLASS OF ROSE Taylor Marshall	5	67.6 1600m	0:11.01 1600m	1:53.69 [10] (0:14.29)	1:39.40 [5] (0:11.01)	1:28.39 [4] (0:11.58)	1:16.81 [6] (0:12.18)	1:04.63 [6] (0:12.44)	0:52.19 [6] (0:12.12)	0:40.07 [6] (0:12.24)	0:40.07	-1	

Did Not Finish: Power Pack (#3), Victory Command (#11)
Scratched: Rubaahy (#8)

[] Ranking at each section and finish
-:--:-- No data available at this section
NA No data available

SCN Saddle cloth number
DNF Did not finish
DNT Did not track



Eagle Farm QLD Professional

Race 7: MORETON HIRE QTIS Three-Year-Old Handicap - 1800m

20 July 2024 - 15:38



BRISBANE
RACING CLUB

Track Rating: Good 4, Weather: Fine, Rail Position: +0.5m Entire

Section	Overall	1600m	1400m	1200m	1000m	800m	600m	Last 600m						
Field Times	1:50.47 (0:14.03)	1:36.44 (0:11.06)	1:25.38 (0:11.23)	1:14.15 (0:12.14)	1:02.01 (0:12.37)	0:49.64 (0:12.17)	0:37.47 (0:12.34)	0:37.47						
Rank	TAB	Horse/Jockey	Barrier	Top Speed [km/h]	Fastest Section	Distance Travelled [m]								
11	14	EASTOWN	6	66.8	0:11.11	1:53.91 [11]	1:39.86 [3]	1:28.75 [3]	1:17.32 [4]	1:05.21 [3]	0:52.79 [3]	0:40.57 [3]	0:40.57	-6
		Samantha Collett		Overall	1600m	(0:14.05)	(0:11.11)	(0:11.43)	(0:12.11)	(0:12.42)	(0:12.22)	(0:12.58)		

Did Not Finish: Power Pack (#3), Victory Command (#11)

Scratched: Rubaahy (#8)

[] Ranking at each section and finish
 -:--:-- No data available at this section
 NA No data available

SCN Saddle cloth number
 DNF Did not finish
 DNT Did not track



Eagle Farm QLD Professional

Race 7: MORETON HIRE QTIS Three-Year-Old Handicap - 1800m

20 July 2024 - 15:38



BRISBANE
RACING CLUB

Track Rating: Good 4, Weather: Fine, Rail Position: +0.5m Entire

Section					400m	200m				Last 600m
Field Times					0:25.13 (0:12.22)	0:12.91 (0:12.91)				0:37.47
Rank	TAB	Horse/Jockey	Barrier	Top Speed [km/h]	Fastest Section			Margin		Distance Travelled [m]
1	9	KISSED BY EVIE Damien Thornton	13	67.1 1600m	0:11.12 1600m	0:24.83 [4] (0:11.92)	0:12.91 [1] (0:12.91)	1:50.47		0:36.91
2	13	FARWEST Angela Jones	1	65.9 1600m	0:11.04 1600m	0:24.70 [9] (0:12.01)	0:12.69 [6] (0:12.69)	2.2L		0:36.93 -16
3	10	POUTCHEK Cejay Graham	11	67.9 1600m	0:11.09 1600m	0:25.37 [3] (0:12.08)	0:13.29 [2] (0:13.29)	2.51L		0:37.41 -1
4	12	JENNI MOREESE Karl Zechner	3	67.9 1600m	0:11.16 1600m	0:25.23 [5] (0:12.05)	0:13.18 [4] (0:13.18)	2.85L		0:37.12 +2
5	1	ZAPHOD Andrew Mallyon	7	67.4 1400m	0:11.06 1600m	0:25.82 [1] (0:12.37)	0:13.45 [3] (0:13.45)	4.04L		0:38.12 -6
6	2	SHARP DAZZLER Emily Lang	2	65.6 1600m	0:11.26 1600m	0:25.34 [6] (0:12.12)	0:13.22 [5] (0:13.22)	4.11L		0:37.32 -7
7	4	ASHFALL Nikita Beriman	10	67.8 1600m	0:11.18 1600m	0:25.09 [10] (0:12.05)	0:13.04 [7] (0:13.04)	5.79L		0:37.03 -5
8	5	CONEY ISLAND BABY Brooke Ainsworth	4	65.6 1600m	0:11.06 1600m	0:27.50 [2] (0:12.97)	0:14.53 [8] (0:14.53)	14.57L		0:39.95 -17
9	7	LISSARO Rikki Jamieson	12	66.4 1400m	0:11.20 1600m	0:27.05 [11] (0:12.94)	0:14.11 [11] (0:14.11)	18.88L		0:39.44 -10
10	6	GLASS OF ROSE Taylor Marshall	5	67.6 1600m	0:11.01 1600m	0:27.83 [7] (0:12.84)	0:14.99 [9] (0:14.99)	18.91L		0:40.07 -1

Did Not Finish: Power Pack (#3), Victory Command (#11)

Scratched: Rubaahy (#8)

[] Ranking at each section and finish
 -:-:- No data available at this section
 NA No data available

SCN Saddle cloth number
 DNF Did not finish
 DNT Did not track



Eagle Farm QLD Professional

Race 7: MORETON HIRE QTIS Three-Year-Old Handicap - 1800m

20 July 2024 - 15:38



BRISBANE
RACING CLUB

Track Rating: Good 4, Weather: Fine, Rail Position: +0.5m Entire

Section	400m		200m		Last 600m					
Field Times	0:25.13 (0:12.22)		0:12.91 (0:12.91)		0:37.47					
Rank	TAB	Horse/Jockey	Barrier	Top Speed [km/h]	Fastest Section	Margin	Distance Travelled [m]			
11	14	EASTOWN	6	66.8	0:11.11	0:27.99 [8]	0:14.88 [10]	20.22L	0:40.57	-6
		Samantha Collett		Overall	1600m	(0:13.11)	(0:14.88)			

Did Not Finish: Power Pack (#3), Victory Command (#11)

Scratched: Rubaahy (#8)

[] Ranking at each section and finish
 -:-:-:- No data available at this section
 NA No data available

SCN Saddle cloth number
 DNF Did not finish
 DNT Did not track



Horse/Jockey Name	Kissed By Evie
Final Rank	1
Fastest Section Time (Section)	0:11.12 (1600m)
Top Speed [km/h] (Section)	67.1 (1600m)
Race State	Finished



Eagle Farm QLD Professional
Race 7: MORETON HIRE QTIS Three-Year-Old Handicap - 1800m

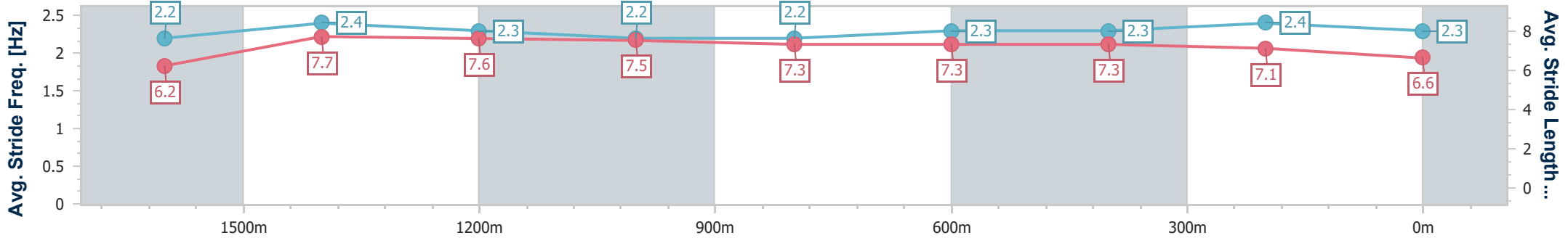
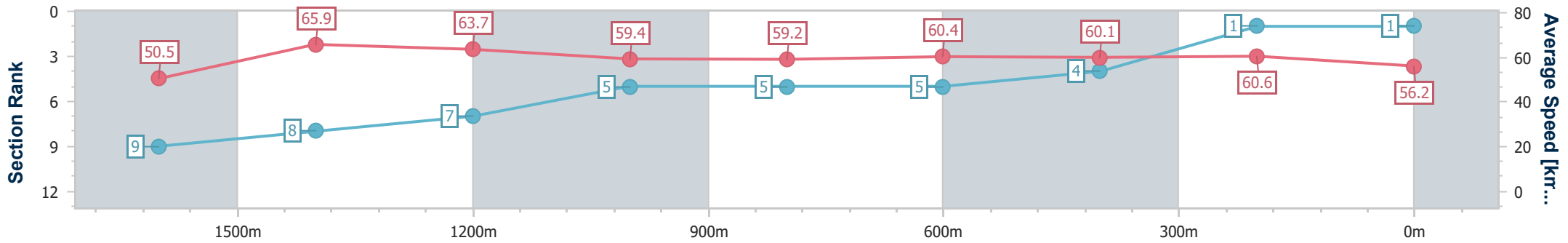


20 July 2024 - 15:38

BRISBANE RACING CLUB

Track Rating: Good 4, Weather: Fine, Rail Position: +0.5m Entire

Section	Overall	1600m	1400m	1200m	1000m	800m	600m	400m	200m
Section Times	1:50.47 [1] (0:14.53)	1:35.94 [9] (0:11.12)	1:24.82 [8] (0:11.29)	1:13.53 [7] (0:12.11)	1:01.42 [5] (0:12.38)	0:49.04 [5] (0:12.13)	0:36.91 [5] (0:12.08)	0:24.83 [4] (0:11.92)	0:12.91 [1] (0:12.91)
Average Speed [km/h]	50.5	65.9	63.7	59.4	59.2	60.4	60.1	60.6	56.2
Top Speed [km/h]	65.2	67.1	65.5	61.5	61.5	61.3	62.4	62.4	58.2
Avg. Dist. to Rail [m]	8.1	4.1	2.7	2.9	3.1	3.5	2.3	5.7	5.2
Avg. Stride Freq. [Hz]	2.2	2.4	2.3	2.2	2.2	2.3	2.3	2.4	2.3
Avg. Stride Length [m]	6.2	7.7	7.6	7.5	7.3	7.3	7.3	7.1	6.6



- [] Ranking at each section and finish
- .-.- No data available at this section
- NA No data available



Horse/Jockey Name	Farwest
Final Rank	2
Fastest Section Time (Section)	0:11.04 (1600m)
Top Speed [km/h] (Section)	65.9 (1600m)
Race State	Finished



Eagle Farm QLD Professional
Race 7: MORETON HIRE QTIS Three-Year-Old Handicap - 1800m

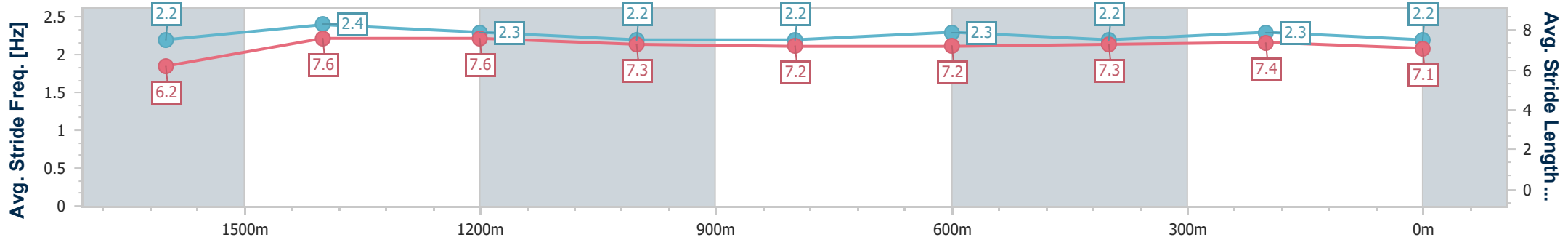
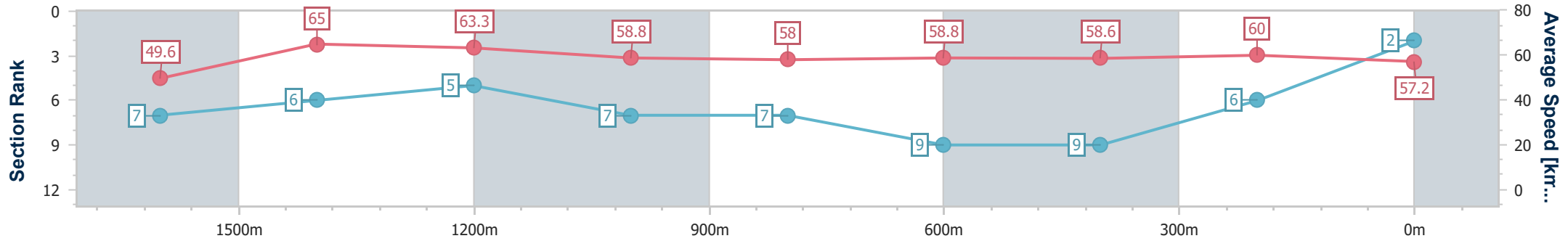


BRISBANE RACING CLUB

20 July 2024 - 15:38

Track Rating: Good 4, Weather: Fine, Rail Position: +0.5m Entire

Section	Overall	1600m	1400m	1200m	1000m	800m	600m	400m	200m
Section Times	1:50.84 [2] (0:14.43)	1:36.41 [7] (0:11.04)	1:25.37 [6] (0:11.40)	1:13.97 [5] (0:12.22)	1:01.75 [7] (0:12.48)	0:49.27 [7] (0:12.34)	0:36.93 [9] (0:12.23)	0:24.70 [9] (0:12.01)	0:12.69 [6] (0:12.69)
Average Speed [km/h]	49.6	65.0	63.3	58.8	58.0	58.8	58.6	60.0	57.2
Top Speed [km/h]	63.8	65.9	65.5	61.2	61.0	60.5	59.6	61.0	58.5
Avg. Dist. to Rail [m]	1.6	0.7	0.4	0.7	1.0	1.3	1.1	5.4	7.2
Avg. Stride Freq. [Hz]	2.2	2.4	2.3	2.2	2.2	2.3	2.2	2.3	2.2
Avg. Stride Length [m]	6.2	7.6	7.6	7.3	7.2	7.2	7.3	7.4	7.1



- [] Ranking at each section and finish
- .-.- No data available at this section
- NA No data available



Horse/Jockey Name	Poutchek
Final Rank	3
Fastest Section Time (Section)	0:11.09 (1600m)
Top Speed [km/h] (Section)	67.9 (1600m)
Race State	Finished



Eagle Farm QLD Professional
Race 7: MORETON HIRE QTIS Three-Year-Old Handicap - 1800m

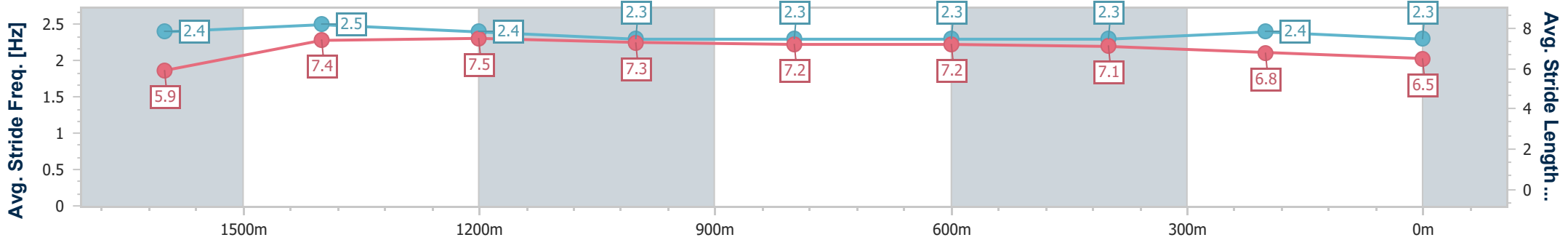
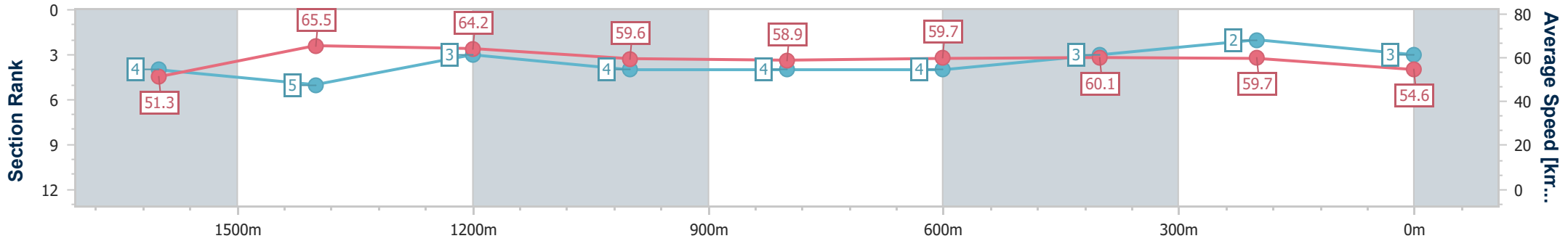


BRISBANE RACING CLUB

20 July 2024 - 15:38

Track Rating: Good 4, Weather: Fine, Rail Position: +0.5m Entire

Section	Overall	1600m	1400m	1200m	1000m	800m	600m	400m	200m
Section Times	1:50.90 [3] (0:14.25)	1:36.65 [4] (0:11.09)	1:25.56 [5] (0:11.23)	1:14.33 [3] (0:12.13)	1:02.20 [4] (0:12.46)	0:49.74 [4] (0:12.33)	0:37.41 [4] (0:12.04)	0:25.37 [3] (0:12.08)	0:13.29 [2] (0:13.29)
Average Speed [km/h]	51.3	65.5	64.2	59.6	58.9	59.7	60.1	59.7	54.6
Top Speed [km/h]	66.2	67.9	65.8	61.5	62.2	61.0	61.4	60.9	56.8
Avg. Dist. to Rail [m]	6.3	3.3	1.6	2.6	3.9	4.5	1.6	2.9	2.3
Avg. Stride Freq. [Hz]	2.4	2.5	2.4	2.3	2.3	2.3	2.3	2.4	2.3
Avg. Stride Length [m]	5.9	7.4	7.5	7.3	7.2	7.2	7.1	6.8	6.5



- [] Ranking at each section and finish
- .-.- No data available at this section
- NA No data available



Horse/Jockey Name	Jenni Moreese
Final Rank	4
Fastest Section Time (Section)	0:11.16 (1600m)
Top Speed [km/h] (Section)	67.9 (1600m)
Race State	Finished



Eagle Farm QLD Professional
Race 7: MORETON HIRE QTIS Three-Year-Old Handicap - 1800m

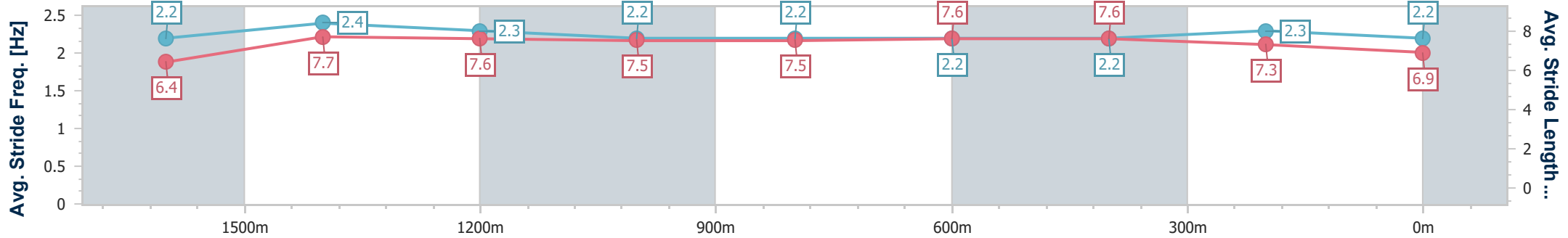
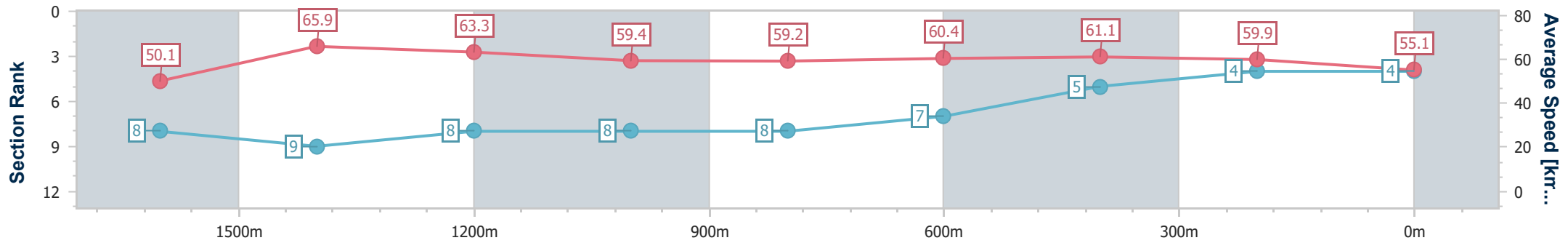


BRISBANE RACING CLUB

20 July 2024 - 15:38

Track Rating: Good 4, Weather: Fine, Rail Position: +0.5m Entire

Section	Overall	1600m	1400m	1200m	1000m	800m	600m	400m	200m
Section Times	1:50.96 [4] (0:14.50)	1:36.46 [8] (0:11.16)	1:25.30 [9] (0:11.37)	1:13.93 [8] (0:12.16)	1:01.77 [8] (0:12.47)	0:49.30 [8] (0:12.18)	0:37.12 [7] (0:11.89)	0:25.23 [5] (0:12.05)	0:13.18 [4] (0:13.18)
Average Speed [km/h]	50.1	65.9	63.3	59.4	59.2	60.4	61.1	59.9	55.1
Top Speed [km/h]	63.3	67.9	65.9	61.3	62.0	62.1	62.2	61.5	57.3
Avg. Dist. to Rail [m]	3.4	4.8	4.5	5.3	4.7	4.6	2.1	3.5	5.5
Avg. Stride Freq. [Hz]	2.2	2.4	2.3	2.2	2.2	2.2	2.2	2.3	2.2
Avg. Stride Length [m]	6.4	7.7	7.6	7.5	7.5	7.6	7.6	7.3	6.9



- [] Ranking at each section and finish
- .-.- No data available at this section
- NA No data available



Horse/Jockey Name	Zaphod
Final Rank	5
Fastest Section Time (Section)	0:11.06 (1600m)
Top Speed [km/h] (Section)	67.4 (1400m)
Race State	Finished



Eagle Farm QLD Professional
Race 7: MORETON HIRE QTIS Three-Year-Old Handicap - 1800m

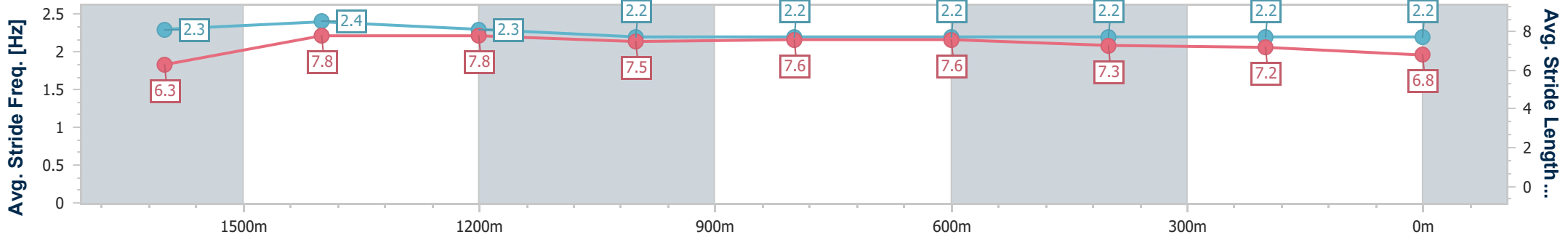
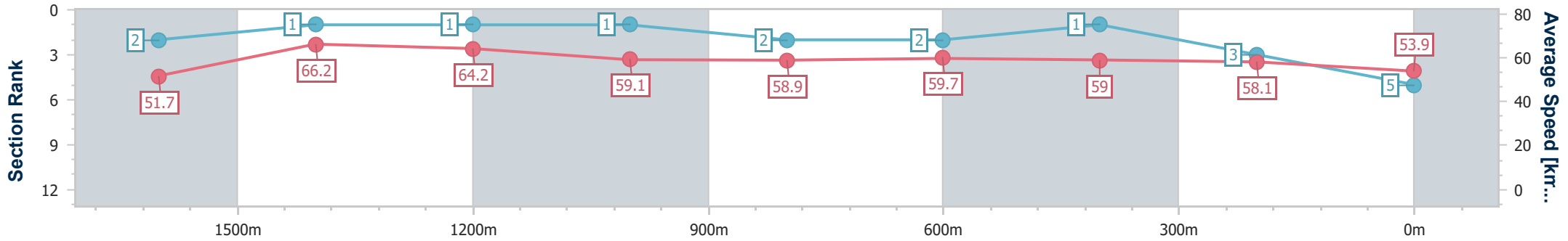


20 July 2024 - 15:38

BRISBANE RACING CLUB

Track Rating: Good 4, Weather: Fine, Rail Position: +0.5m Entire

Section	Overall	1600m	1400m	1200m	1000m	800m	600m	400m	200m
Section Times	1:51.16 [5] (0:14.03)	1:37.13 [2] (0:11.06)	1:26.07 [1] (0:11.23)	1:14.84 [1] (0:12.14)	1:02.70 [1] (0:12.40)	0:50.30 [2] (0:12.18)	0:38.12 [2] (0:12.30)	0:25.82 [1] (0:12.37)	0:13.45 [3] (0:13.45)
Average Speed [km/h]	51.7	66.2	64.2	59.1	58.9	59.7	59.0	58.1	53.9
Top Speed [km/h]	66.0	66.9	67.4	61.2	60.2	60.3	60.2	59.3	56.3
Avg. Dist. to Rail [m]	4.8	3.3	3.3	1.9	2.2	2.4	1.5	3.1	2.5
Avg. Stride Freq. [Hz]	2.3	2.4	2.3	2.2	2.2	2.2	2.2	2.2	2.2
Avg. Stride Length [m]	6.3	7.8	7.8	7.5	7.6	7.6	7.3	7.2	6.8



- [] Ranking at each section and finish
- .-.- No data available at this section
- NA No data available



Horse/Jockey Name	Sharp Dazzler
Final Rank	6
Fastest Section Time (Section)	0:11.26 (1600m)
Top Speed [km/h] (Section)	65.6 (1600m)
Race State	Finished



Eagle Farm QLD Professional
Race 7: MORETON HIRE QTIS Three-Year-Old Handicap - 1800m

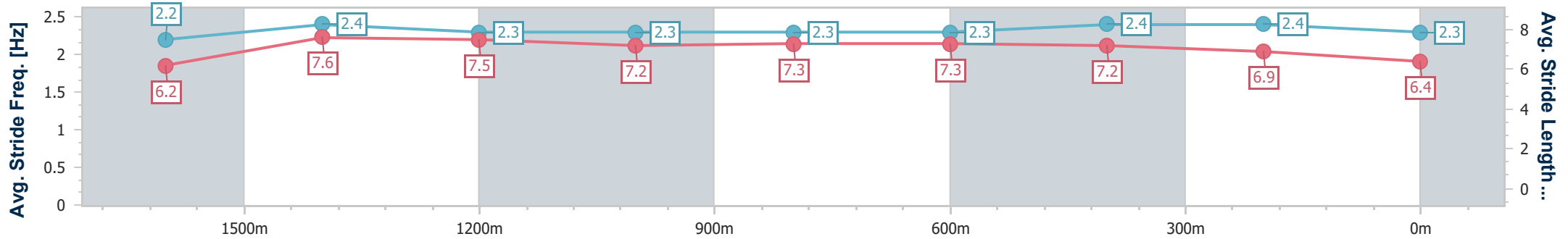
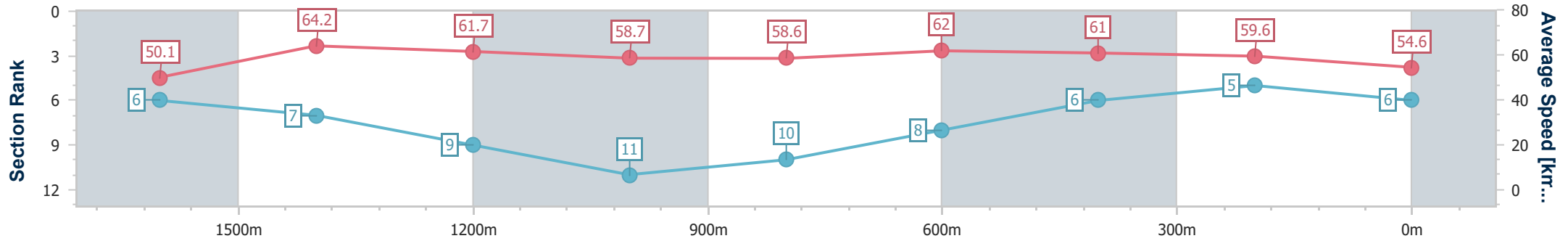


20 July 2024 - 15:38

BRISBANE RACING CLUB

Track Rating: Good 4, Weather: Fine, Rail Position: +0.5m Entire

Section	Overall	1600m	1400m	1200m	1000m	800m	600m	400m	200m
Section Times	1:51.17 [6] (0:14.36)	1:36.81 [6] (0:11.26)	1:25.55 [7] (0:11.67)	1:13.88 [9] (0:12.28)	1:01.60 [11] (0:12.46)	0:49.14 [10] (0:11.82)	0:37.32 [8] (0:11.98)	0:25.34 [6] (0:12.12)	0:13.22 [5] (0:13.22)
Average Speed [km/h]	50.1	64.2	61.7	58.7	58.6	62.0	61.0	59.6	54.6
Top Speed [km/h]	62.9	65.6	64.2	60.8	61.4	62.6	62.9	61.2	57.6
Avg. Dist. to Rail [m]	1.3	1.1	2.5	2.9	2.8	3.3	3.4	7.7	9.0
Avg. Stride Freq. [Hz]	2.2	2.4	2.3	2.3	2.3	2.3	2.4	2.4	2.3
Avg. Stride Length [m]	6.2	7.6	7.5	7.2	7.3	7.3	7.2	6.9	6.4



- [] Ranking at each section and finish
- .-.- No data available at this section
- NA No data available



Horse/Jockey Name	Ashfall
Final Rank	7
Fastest Section Time (Section)	0:11.18 (1600m)
Top Speed [km/h] (Section)	67.8 (1600m)
Race State	Finished



Eagle Farm QLD Professional
Race 7: MORETON HIRE QTIS Three-Year-Old Handicap - 1800m

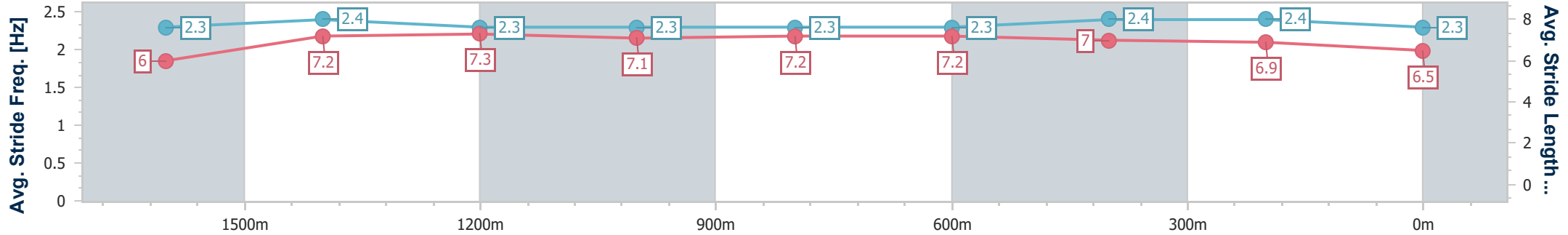
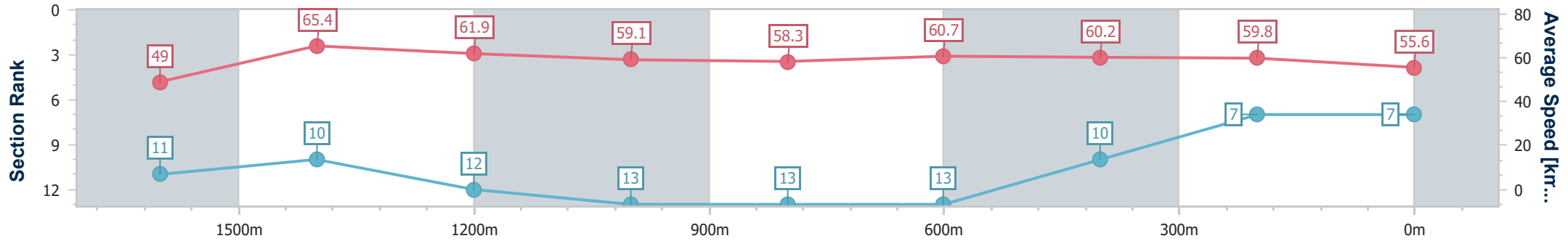


BRISBANE RACING CLUB

20 July 2024 - 15:38

Track Rating: Good 4, Weather: Fine, Rail Position: +0.5m Entire

Section	Overall	1600m	1400m	1200m	1000m	800m	600m	400m	200m
Section Times	1:51.45 [7] (0:14.80)	1:36.65 [11] (0:11.18)	1:25.47 [10] (0:11.68)	1:13.79 [12] (0:12.19)	1:01.60 [13] (0:12.59)	0:49.01 [13] (0:11.98)	0:37.03 [13] (0:11.94)	0:25.09 [10] (0:12.05)	0:13.04 [7] (0:13.04)
Average Speed [km/h]	49.0	65.4	61.9	59.1	58.3	60.7	60.2	59.8	55.6
Top Speed [km/h]	64.1	67.8	65.4	62.4	59.4	61.5	60.9	60.9	57.6
Avg. Dist. to Rail [m]	4.8	4.7	5.6	4.7	3.4	2.1	0.8	5.7	6.2
Avg. Stride Freq. [Hz]	2.3	2.4	2.3	2.3	2.3	2.3	2.4	2.4	2.3
Avg. Stride Length [m]	6.0	7.2	7.3	7.1	7.2	7.2	7.0	6.9	6.5



- [] Ranking at each section and finish
- .-.- No data available at this section
- NA No data available



Horse/Jockey Name	Coney Island Baby
Final Rank	8
Fastest Section Time (Section)	0:11.06 (1600m)
Top Speed [km/h] (Section)	65.6 (1600m)
Race State	Finished



Eagle Farm QLD Professional
Race 7: MORETON HIRE QTIS Three-Year-Old Handicap - 1800m

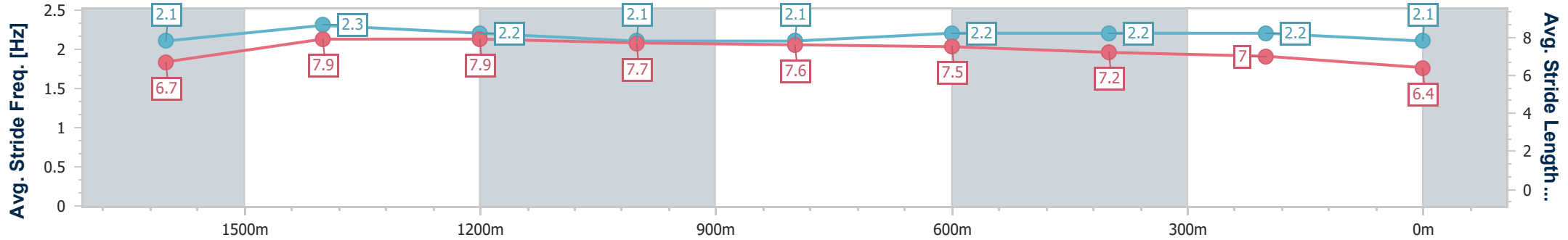
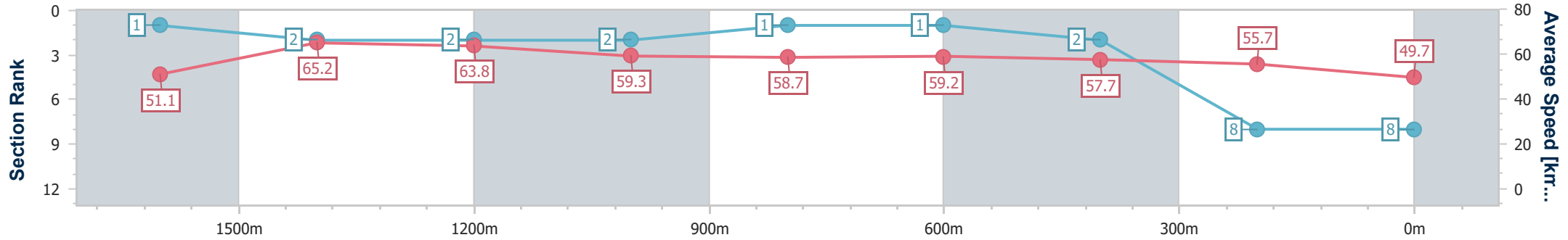


20 July 2024 - 15:38

BRISBANE RACING CLUB

Track Rating: Good 4, Weather: Fine, Rail Position: +0.5m Entire

Section	Overall	1600m	1400m	1200m	1000m	800m	600m	400m	200m
Section Times	1:52.95 [8] (0:14.03)	1:38.92 [1] (0:11.06)	1:27.86 [2] (0:11.27)	1:16.59 [2] (0:12.12)	1:04.47 [2] (0:12.35)	0:52.12 [1] (0:12.17)	0:39.95 [1] (0:12.45)	0:27.50 [2] (0:12.97)	0:14.53 [8] (0:14.53)
Average Speed [km/h]	51.1	65.2	63.8	59.3	58.7	59.2	57.7	55.7	49.7
Top Speed [km/h]	64.3	65.6	65.5	61.3	59.5	60.0	58.3	57.3	53.0
Avg. Dist. to Rail [m]	2.4	0.6	1.1	1.1	0.7	0.5	0.4	1.8	2.8
Avg. Stride Freq. [Hz]	2.1	2.3	2.2	2.1	2.1	2.2	2.2	2.2	2.1
Avg. Stride Length [m]	6.7	7.9	7.9	7.7	7.6	7.5	7.2	7.0	6.4



- [] Ranking at each section and finish
- .-.- No data available at this section
- NA No data available



Horse/Jockey Name	Lissaro
Final Rank	9
Fastest Section Time (Section)	0:11.20 (1600m)
Top Speed [km/h] (Section)	66.4 (1400m)
Race State	Finished



Eagle Farm QLD Professional
Race 7: MORETON HIRE QTIS Three-Year-Old Handicap - 1800m

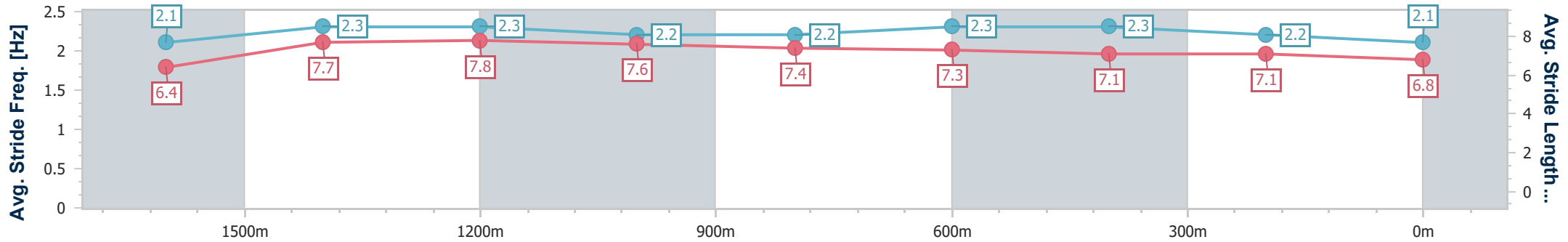
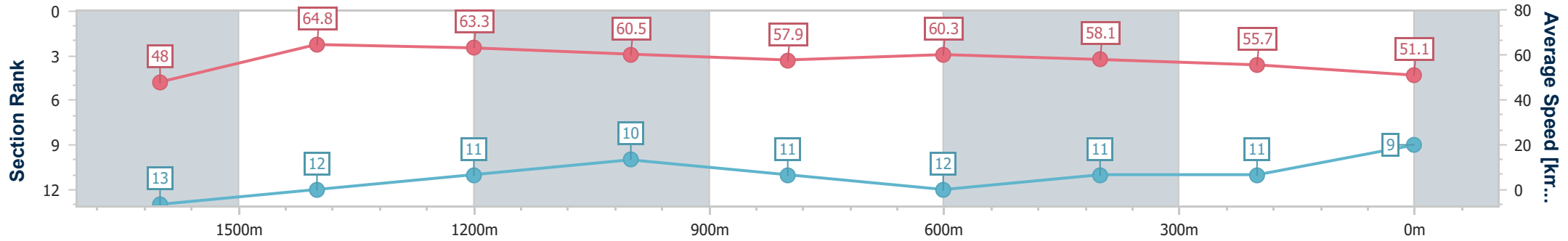
20 July 2024 - 15:38

Track Rating: Good 4, Weather: Fine, Rail Position: +0.5m Entire



BRISBANE RACING CLUB

Section	Overall	1600m	1400m	1200m	1000m	800m	600m	400m	200m
Section Times	1:53.68 [9] (0:15.08)	1:38.60 [13] (0:11.20)	1:27.40 [12] (0:11.36)	1:16.04 [11] (0:11.91)	1:04.13 [10] (0:12.63)	0:51.50 [11] (0:12.06)	0:39.44 [12] (0:12.39)	0:27.05 [11] (0:12.94)	0:14.11 [11] (0:14.11)
Average Speed [km/h]	48.0	64.8	63.3	60.5	57.9	60.3	58.1	55.7	51.1
Top Speed [km/h]	63.5	65.5	66.4	63.1	59.4	61.4	59.4	58.6	52.4
Avg. Dist. to Rail [m]	5.7	1.5	2.5	1.8	2.8	2.5	0.9	2.5	4.9
Avg. Stride Freq. [Hz]	2.1	2.3	2.3	2.2	2.2	2.3	2.3	2.2	2.1
Avg. Stride Length [m]	6.4	7.7	7.8	7.6	7.4	7.3	7.1	7.1	6.8



- [] Ranking at each section and finish
- .-.- No data available at this section
- NA No data available



Horse/Jockey Name	Glass Of Rose
Final Rank	10
Fastest Section Time (Section)	0:11.01 (1600m)
Top Speed [km/h] (Section)	67.6 (1600m)
Race State	Finished



Eagle Farm QLD Professional
Race 7: MORETON HIRE QTIS Three-Year-Old Handicap - 1800m

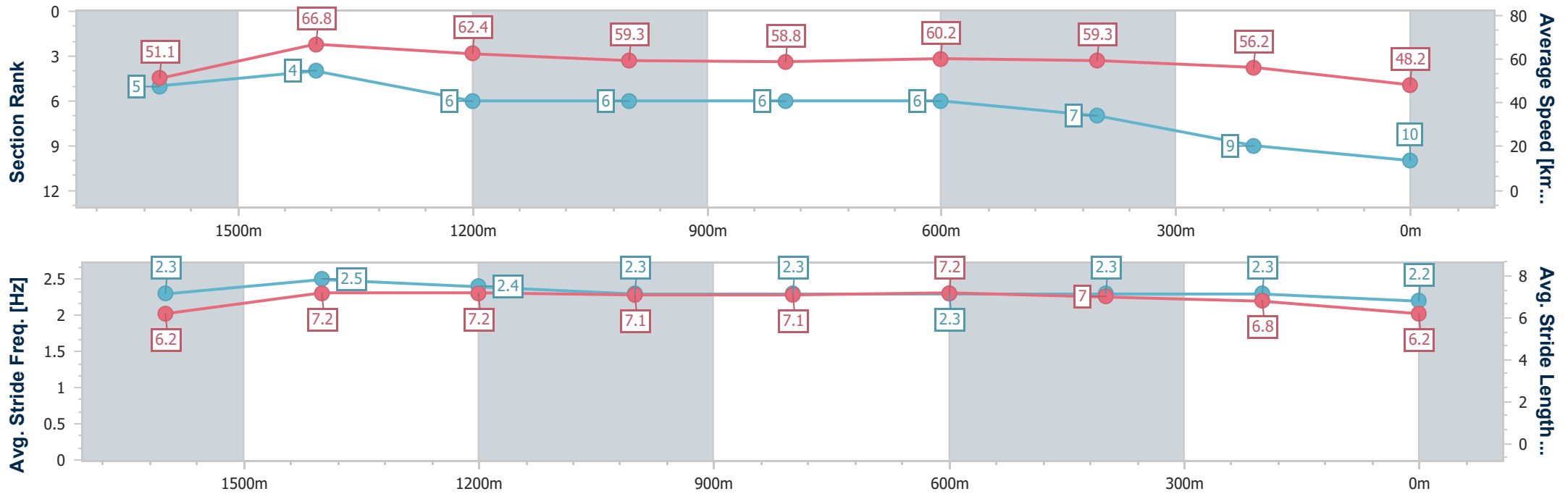


20 July 2024 - 15:38

BRISBANE RACING CLUB

Track Rating: Good 4, Weather: Fine, Rail Position: +0.5m Entire

Section	Overall	1600m	1400m	1200m	1000m	800m	600m	400m	200m
Section Times	1:53.69 [10] (0:14.29)	1:39.40 [5] (0:11.01)	1:28.39 [4] (0:11.58)	1:16.81 [6] (0:12.18)	1:04.63 [6] (0:12.44)	0:52.19 [6] (0:12.12)	0:40.07 [6] (0:12.24)	0:27.83 [7] (0:12.84)	0:14.99 [9] (0:14.99)
Average Speed [km/h]	51.1	66.8	62.4	59.3	58.8	60.2	59.3	56.2	48.2
Top Speed [km/h]	67.0	67.6	66.1	61.5	61.4	62.0	60.3	59.1	53.0
Avg. Dist. to Rail [m]	5.0	4.8	5.3	3.9	3.1	3.1	1.8	2.7	3.9
Avg. Stride Freq. [Hz]	2.3	2.5	2.4	2.3	2.3	2.3	2.3	2.3	2.2
Avg. Stride Length [m]	6.2	7.2	7.2	7.1	7.1	7.2	7.0	6.8	6.2



- [] Ranking at each section and finish
- .-.- No data available at this section
- NA No data available



Horse/Jockey Name	Eastown
Final Rank	11
Fastest Section Time (Section)	0:11.11 (1600m)
Top Speed [km/h] (Section)	66.8 (Overall)
Race State	Finished



Eagle Farm QLD Professional
Race 7: MORETON HIRE QTIS Three-Year-Old Handicap - 1800m

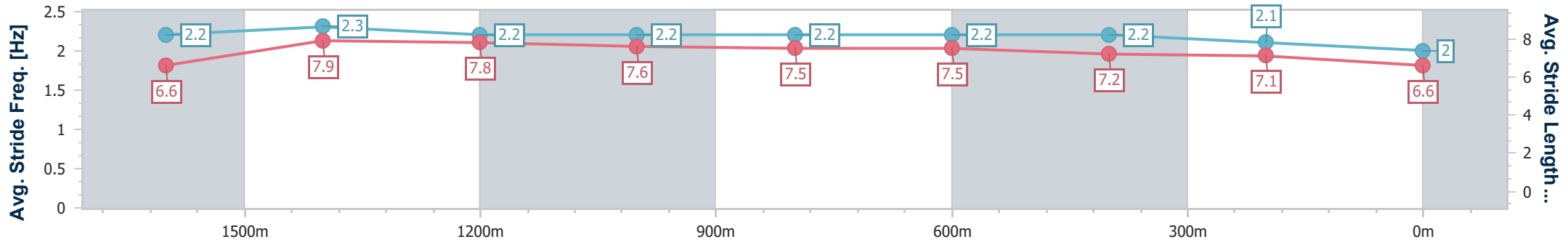
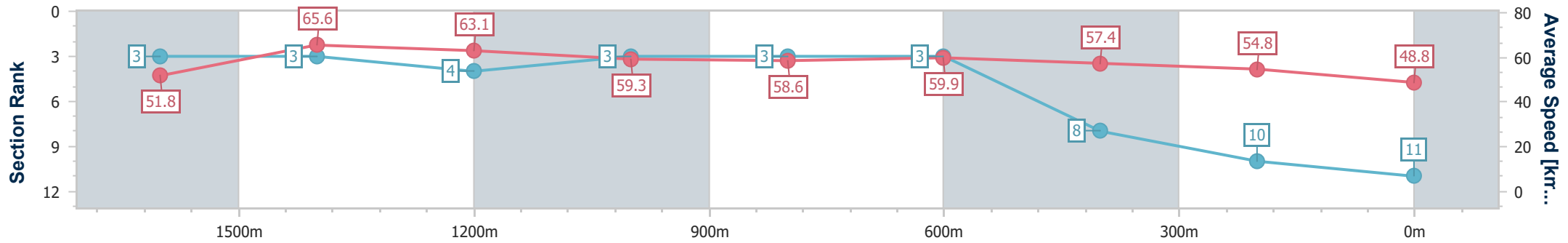


BRISBANE RACING CLUB

20 July 2024 - 15:38

Track Rating: Good 4, Weather: Fine, Rail Position: +0.5m Entire

Section	Overall	1600m	1400m	1200m	1000m	800m	600m	400m	200m
Section Times	1:53.91 [11] (0:14.05)	1:39.86 [3] (0:11.11)	1:28.75 [3] (0:11.43)	1:17.32 [4] (0:12.11)	1:05.21 [3] (0:12.42)	0:52.79 [3] (0:12.22)	0:40.57 [3] (0:12.58)	0:27.99 [8] (0:13.11)	0:14.88 [10] (0:14.88)
Average Speed [km/h]	51.8	65.6	63.1	59.3	58.6	59.9	57.4	54.8	48.8
Top Speed [km/h]	66.8	66.7	65.4	62.5	60.6	60.7	59.4	56.4	53.0
Avg. Dist. to Rail [m]	3.9	3.1	2.1	1.8	2.1	3.3	0.7	1.5	3.0
Avg. Stride Freq. [Hz]	2.2	2.3	2.2	2.2	2.2	2.2	2.2	2.1	2.0
Avg. Stride Length [m]	6.6	7.9	7.8	7.6	7.5	7.5	7.2	7.1	6.6



- [] Ranking at each section and finish
- .-.- No data available at this section
- NA No data available



Horse/Jockey Name	Power Pack
Final Rank	2147483647
Fastest Section Time (Section)	0:11.28 (1600m)
Top Speed [km/h] (Section)	65.3 (1600m)
Race State	DidNotFinish



Eagle Farm QLD Professional
Race 7: MORETON HIRE QTIS Three-Year-Old Handicap - 1800m

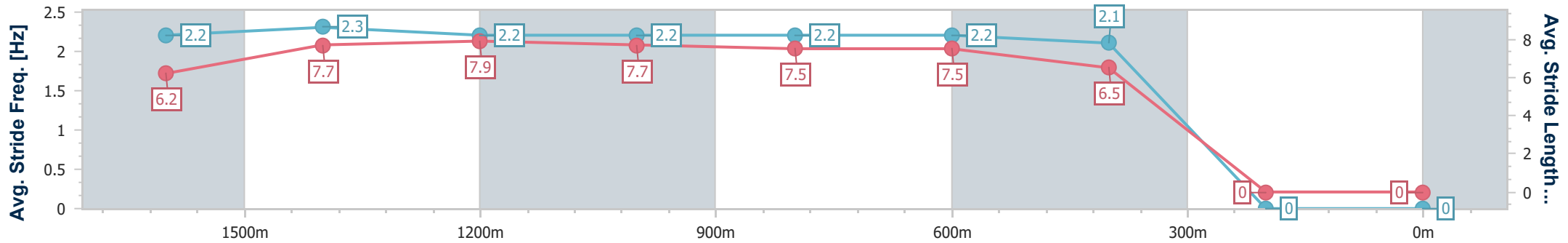
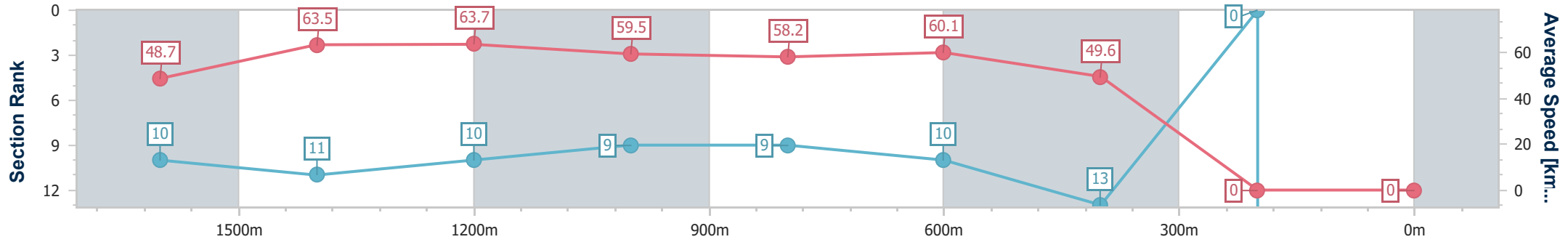


BRISBANE RACING CLUB

20 July 2024 - 15:38

Track Rating: Good 4, Weather: Fine, Rail Position: +0.5m Entire

Section	Overall	1600m	1400m	1200m	1000m	800m	600m	400m	200m			
Section Times	0:00.00 [2147483647 1 (0:14.77)	0:00.00 [10] (0:11.28)	0:00.00 [11] (0:11.36)	0:00.00 [10] (0:12.07)	0:00.00 [9] (0:12.44)	0:00.00 [9] (0:12.00)	0:00.00 [10] (0:14.90)	-:--:-	-:--:-			
Average Speed [km/h]	48.7	63.5	63.7	59.5	58.2	60.1	49.6	0.0	0.0			
Top Speed [km/h]	63.0	65.3	65.3	62.4	60.9	61.6	58.9	--:--	--:--			
Avg. Dist. to Rail [m]	4.3	0.5	0.6	1.0	0.9	0.3	5.7	0.0	0.0			
Avg. Stride Freq. [Hz]	2.2	2.3	2.2	2.2	2.2	2.2	2.1	--:--	--:--			
Avg. Stride Length [m]	6.2	7.7	7.9	7.7	7.5	7.5	6.5	--:--	--:--			



- [] Ranking at each section and finish
- :--:- No data available at this section
- NA No data available

- [] Ranking at each section and finish
- :--:- No data available at this section
- NA No data available



Horse/Jockey Name	Victory Command
Final Rank	2147483647
Fastest Section Time (Section)	0:11.44 (1400m)
Top Speed [km/h] (Section)	65.8 (1400m)
Race State	DidNotFinish



Eagle Farm QLD Professional
Race 7: MORETON HIRE QTIS Three-Year-Old Handicap - 1800m

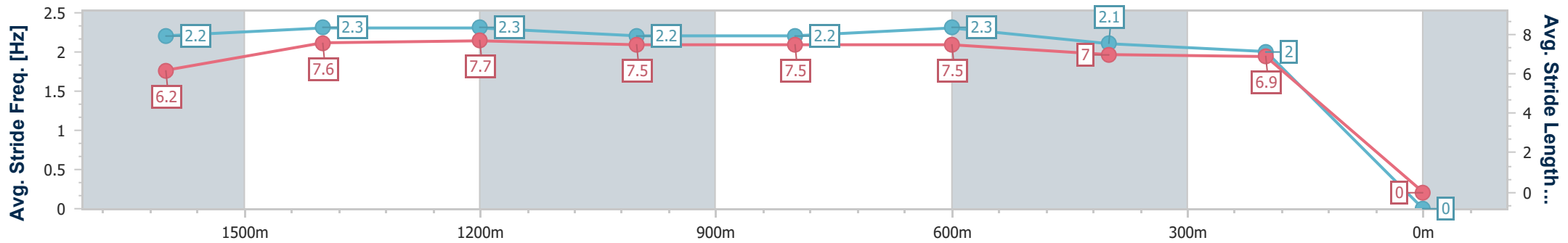
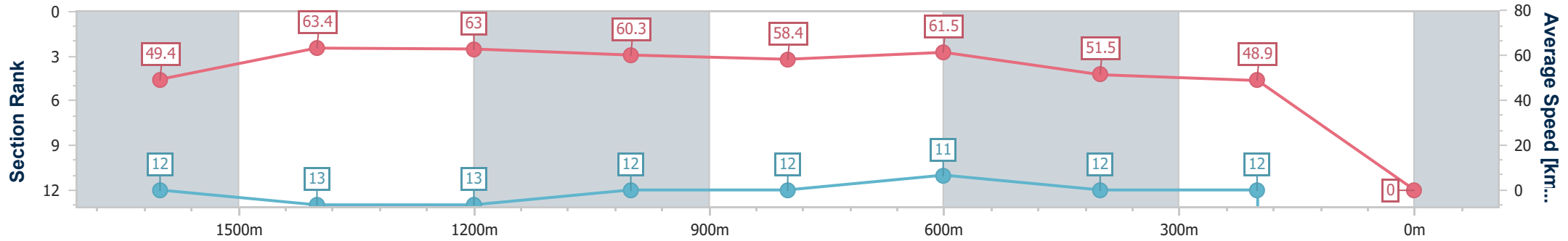


20 July 2024 - 15:38

BRISBANE RACING CLUB

Track Rating: Good 4, Weather: Fine, Rail Position: +0.5m Entire

Section	Overall	1600m	1400m	1200m	1000m	800m	600m	400m	200m			
Section Times	0:00.00 [2147483647] (0:14.82)	0:00.00 [12] (0:11.51)	0:00.00 [13] (0:11.44)	0:00.00 [13] (0:11.92)	0:00.00 [12] (0:12.57)	0:00.00 [12] (0:11.86)	0:00.00 [11] (0:14.24)	0:00.00 [12] (0:14.69)	-:--:-			
Average Speed [km/h]	49.4	63.4	63.0	60.3	58.4	61.5	51.5	48.9	0.0			
Top Speed [km/h]	65.3	64.5	65.8	63.1	61.0	62.5	58.8	50.2	--:-			
Avg. Dist. to Rail [m]	7.8	3.7	2.2	1.8	2.9	3.4	3.4	6.7	0.0			
Avg. Stride Freq. [Hz]	2.2	2.3	2.3	2.2	2.2	2.3	2.1	2.0	--:-			
Avg. Stride Length [m]	6.2	7.6	7.7	7.5	7.5	7.5	7.0	6.9	--:-			



- [] Ranking at each section and finish
- :--:- No data available at this section
- NA No data available

[] Ranking at each section and finish
-:-:- No data available at this section
NA No data available



Eagle Farm QLD Professional

Race 1: TEDDY BEARS PICNIC 3 AUGUST Class 3 Handicap - 1200m

20 July 2024 - 11:59



BRISBANE
RACING CLUB

Track Rating: Good 4, Weather: Fine, Rail Position: +0.5m Entire

Section		Overall										Last 600m							
Field Times		1:10.34 (0:13.48)										0:34.25							
		1000m										800m		600m		400m		200m	
		0:56.86 (0:11.30)										0:45.56 (0:11.31)		0:34.25 (0:11.30)		0:22.95 (0:11.12)		0:11.83 (0:11.83)	
Rank	TAB	Horse/Jockey	Barrier	Top Speed [km/h]	Fastest Section								Margin	Distance Travelled [m]					
1	5	BATTLEFIELD Robbie Dolan	7	68.2 400m	0:10.75 400m	1:10.34 [1] (0:13.89)	0:56.45 [7] (0:11.47)	0:44.98 [7] (0:11.24)	0:33.74 [7] (0:11.19)	0:22.55 [7] (0:10.75)	0:11.80 [2] (0:11.80)	1:10.34 0:33.74							
2	13	TRES REDOUTE Samantha Collett	6	65.9 400m	0:11.12 400m	1:10.60 [2] (0:13.48)	0:57.12 [2] (0:11.33)	0:45.79 [2] (0:11.28)	0:34.51 [1] (0:11.30)	0:23.21 [1] (0:11.12)	0:12.09 [1] (0:12.09)	1.56L 0:34.51	+1						
3	2	SPIRIT QUEEN Jag Guthmann-Chester	12	67.6 400m	0:10.86 400m	1:10.78 [3] (0:14.09)	0:56.69 [8] (0:11.49)	0:45.20 [9] (0:11.25)	0:33.95 [8] (0:11.07)	0:22.88 [8] (0:10.86)	0:12.02 [5] (0:12.02)	2.59L 0:33.95	+4						
4	10	SURFERS ROYALE Kyle Wilson-Taylor	5	65.6 400m	0:11.14 400m	1:10.78 [4] (0:13.48)	0:57.30 [1] (0:11.30)	0:46.00 [1] (0:11.32)	0:34.68 [2] (0:11.33)	0:23.35 [2] (0:11.14)	0:12.21 [3] (0:12.21)	2.61L 0:34.68	-1						
5	15	TATTLE Tahlia Fenlon	2	66.5 400m	0:11.07 400m	1:10.88 [5] (0:13.66)	0:57.22 [3] (0:11.52)	0:45.70 [5] (0:11.27)	0:34.43 [4] (0:11.26)	0:23.17 [5] (0:11.07)	0:12.10 [6] (0:12.10)	3.17L 0:34.43	+5						
6	9	QUOTHQUAN Cejay Graham	11	67.2 400m	0:10.86 400m	1:10.99 [6] (0:14.53)	0:56.46 [11] (0:11.36)	0:45.10 [11] (0:11.26)	0:33.84 [11] (0:11.07)	0:22.77 [10] (0:10.86)	0:11.91 [9] (0:11.91)	3.81L 0:33.84	+4						
7	1	DAYTONA James Orman	1	66.3 400m	0:11.12 400m	1:11.05 [7] (0:13.68)	0:57.37 [4] (0:11.39)	0:45.98 [3] (0:11.31)	0:34.67 [3] (0:11.32)	0:23.35 [4] (0:11.12)	0:12.23 [7] (0:12.23)	4.17L 0:34.67	+0						
8	3	PURE PARADISE Angela Jones	9	67.1 400m	0:10.96 400m	1:11.13 [8] (0:14.18)	0:56.95 [9] (0:11.30)	0:45.65 [8] (0:11.40)	0:34.25 [9] (0:11.30)	0:22.95 [9] (0:10.96)	0:11.99 [10] (0:11.99)	4.67L 0:34.25	+2						
9	8	BILLIONAIRE BABY Vlad Duric	14	68.2 600m	0:11.06 400m	1:11.13 [9] (0:13.73)	0:57.40 [5] (0:11.41)	0:45.99 [4] (0:11.45)	0:34.54 [6] (0:11.09)	0:23.45 [3] (0:11.06)	0:12.39 [4] (0:12.39)	4.69L 0:34.54	+8						
10	12	ORIENT'S SECRET Damien Thornton	10	67.4 400m	0:10.87 400m	1:11.16 [10] (0:14.27)	0:56.89 [10] (0:11.50)	0:45.39 [10] (0:11.35)	0:34.04 [10] (0:11.15)	0:22.89 [11] (0:10.87)	0:12.02 [11] (0:12.02)	4.84L 0:34.04	+2						

Scratched: Beau Witness (#6), Ready Azz Eva (#4), Master Maurice (#11), Discerning (#16), Depth Charge (#14)

Report Created: Sat 20 July 2024 12:19 GMT+10 (Note: Timing is based on position data)

Page 1/13

[] Ranking at each section and finish
-:--:-- No data available at this section
NA No data available

SCN Saddle cloth number
DNF Did not finish
DNT Did not track

data processed by TRIPLES DATA



Eagle Farm QLD Professional

Race 1: TEDDY BEARS PICNIC 3 AUGUST Class 3 Handicap - 1200m

20 July 2024 - 11:59



BRISBANE
RACING CLUB

Track Rating: Good 4, Weather: Fine, Rail Position: +0.5m Entire

Section	Overall	1000m	800m	600m	400m	200m	Last 600m
Field Times	1:10.34 (0:13.48)	0:56.86 (0:11.30)	0:45.56 (0:11.31)	0:34.25 (0:11.30)	0:22.95 (0:11.12)	0:11.83 (0:11.83)	0:34.25

Rank	TAB	Horse/Jockey	Barrier	Top Speed [km/h]	Fastest Section	Margin	Distance Travelled [m]							
11	7	POWER OF THE BRAVE Andrew Mallyon	8	66.0 400m	0:11.26 400m	1:11.88 [11] (0:13.88)	0:58.00 [6] (0:11.34)	0:46.66 [6] (0:11.27)	0:35.39 [5] (0:11.29)	0:24.10 [6] (0:11.26)	0:12.84 [8] (0:12.84)	9.06L	0:35.39	-2

Scratched: Beau Witness (#6), Ready Azz Eva (#4), Master Maurice (#11), Discerning (#16), Depth Charge (#14)

[] Ranking at each section and finish
 -:-:-:- No data available at this section
 NA No data available

SCN Saddle cloth number
 DNF Did not finish
 DNT Did not track



Horse/Jockey Name	Battlefield
Final Rank	1
Fastest Section Time (Section)	0:10.75 (400m)
Top Speed [km/h] (Section)	68.2 (400m)
Race State	Finished



Eagle Farm QLD Professional
Race 1: TEDDY BEARS PICNIC 3 AUGUST Class 3 Handicap - 1200m

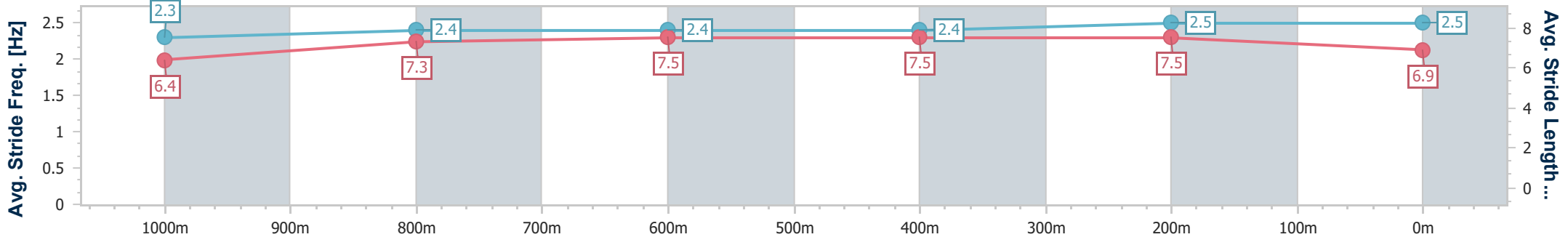
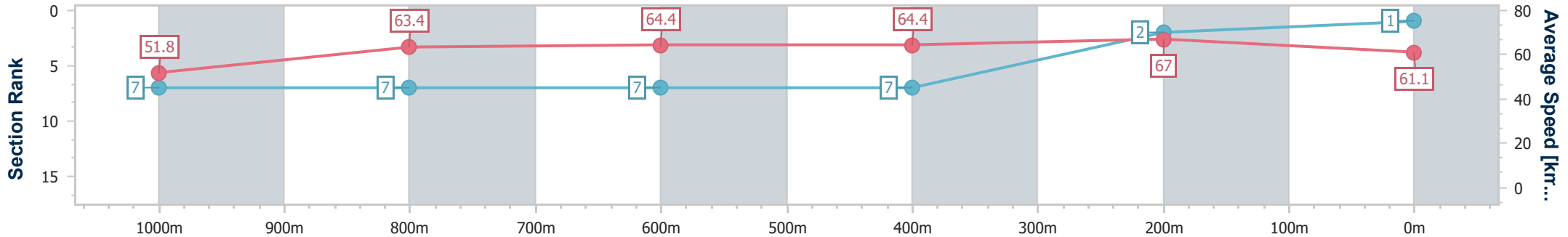


20 July 2024 - 11:59

BRISBANE RACING CLUB

Track Rating: Good 4, Weather: Fine, Rail Position: +0.5m Entire

Section	Overall	1000m	800m	600m	400m	200m
Section Times	1:10.34 [1] (0:13.89)	0:56.45 [7] (0:11.47)	0:44.98 [7] (0:11.24)	0:33.74 [7] (0:11.19)	0:22.55 [7] (0:10.75)	0:11.80 [2] (0:11.80)
Average Speed [km/h]	51.8	63.4	64.4	64.4	67.0	61.1
Top Speed [km/h]	63.8	65.4	65.3	66.6	68.2	65.3
Avg. Dist. to Rail [m]	3.1	2.1	1.2	0.4	0.6	2.2
Avg. Stride Freq. [Hz]	2.3	2.4	2.4	2.4	2.5	2.5
Avg. Stride Length [m]	6.4	7.3	7.5	7.5	7.5	6.9



- [] Ranking at each section and finish
- .-.- No data available at this section
- NA No data available



Horse/Jockey Name	Tres Redoute
Final Rank	2
Fastest Section Time (Section)	0:11.12 (400m)
Top Speed [km/h] (Section)	65.9 (400m)
Race State	Finished



Eagle Farm QLD Professional
Race 1: TEDDY BEARS PICNIC 3 AUGUST Class 3 Handicap - 1200m

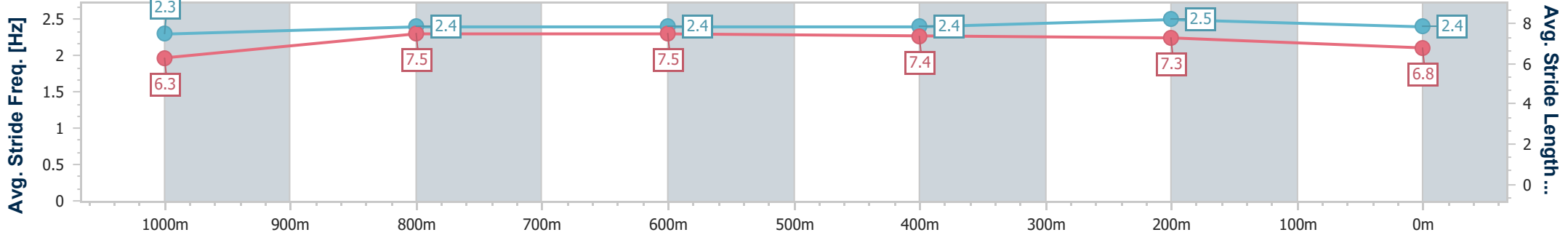
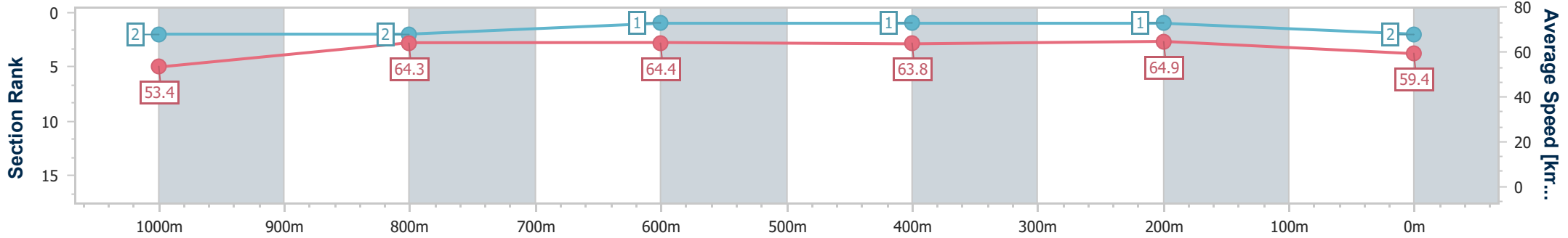


20 July 2024 - 11:59

BRISBANE RACING CLUB

Track Rating: Good 4, Weather: Fine, Rail Position: +0.5m Entire

Section	Overall	1000m	800m	600m	400m	200m
Section Times	1:10.60 [2] (0:13.48)	0:57.12 [2] (0:11.33)	0:45.79 [2] (0:11.28)	0:34.51 [1] (0:11.30)	0:23.21 [1] (0:11.12)	0:12.09 [1] (0:12.09)
Average Speed [km/h]	53.4	64.3	64.4	63.8	64.9	59.4
Top Speed [km/h]	64.8	65.2	65.3	64.6	65.9	63.4
Avg. Dist. to Rail [m]	3.9	2.1	1.6	0.7	2.7	2.9
Avg. Stride Freq. [Hz]	2.3	2.4	2.4	2.4	2.5	2.4
Avg. Stride Length [m]	6.3	7.5	7.5	7.4	7.3	6.8





Horse/Jockey Name	Spirit Queen
Final Rank	3
Fastest Section Time (Section)	0:10.86 (400m)
Top Speed [km/h] (Section)	67.6 (400m)
Race State	Finished

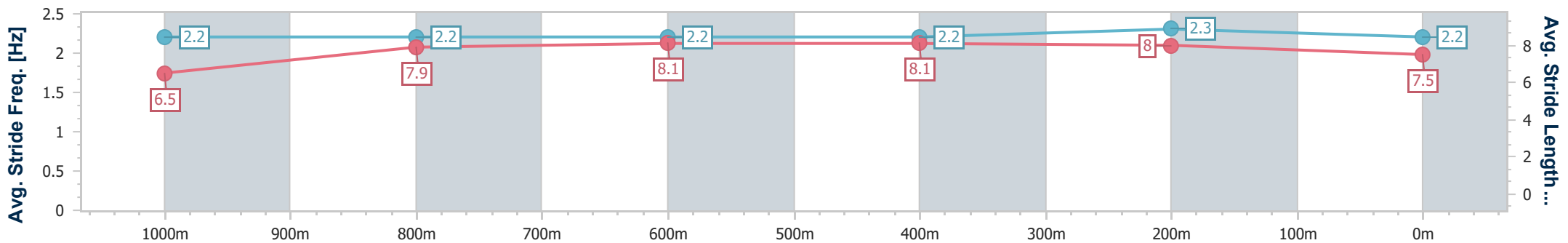
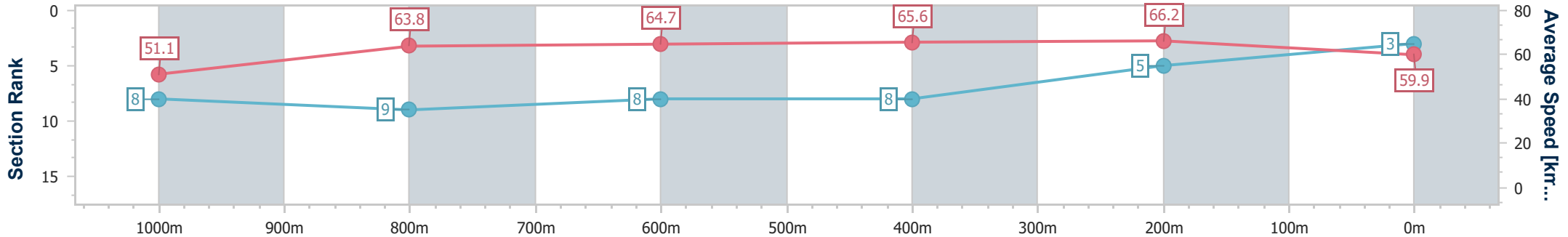


Eagle Farm QLD Professional
 Race 1: TEDDY BEARS PICNIC 3 AUGUST Class 3 Handicap - 1200m
 20 July 2024 - 11:59
 Track Rating: Good 4, Weather: Fine, Rail Position: +0.5m Entire



BRISBANE
RACING CLUB

Section	Overall	1000m	800m	600m	400m	200m
Section Times	1:10.78 [3] (0:14.09)	0:56.69 [8] (0:11.49)	0:45.20 [9] (0:11.25)	0:33.95 [8] (0:11.07)	0:22.88 [8] (0:10.86)	0:12.02 [5]
Average Speed [km/h]	51.1	63.8	64.7	65.6	66.2	59.9
Top Speed [km/h]	62.9	65.3	65.8	67.5	67.6	64.6
Avg. Dist. to Rail [m]	5.6	3.4	2.7	1.2	5.9	5.5
Avg. Stride Freq. [Hz]	2.2	2.2	2.2	2.2	2.3	2.2
Avg. Stride Length [m]	6.5	7.9	8.1	8.1	8.0	7.5



- [] Ranking at each section and finish
- .-.- No data available at this section
- NA No data available



Horse/Jockey Name	Surfers Royale
Final Rank	4
Fastest Section Time (Section)	0:11.14 (400m)
Top Speed [km/h] (Section)	65.6 (400m)
Race State	Finished

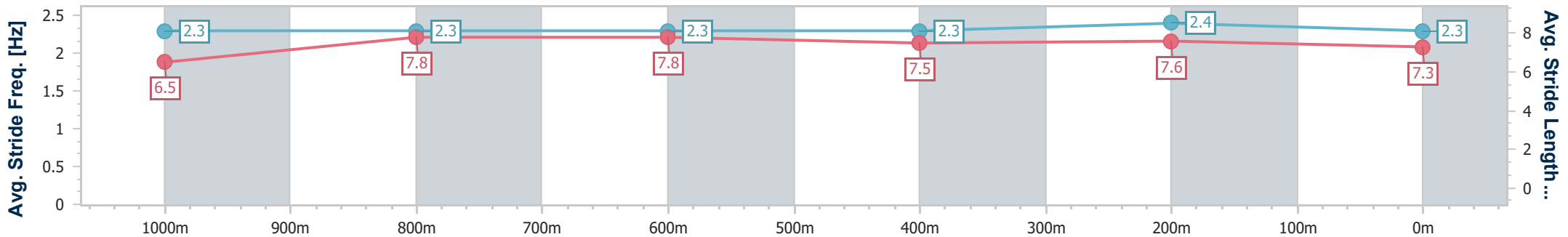
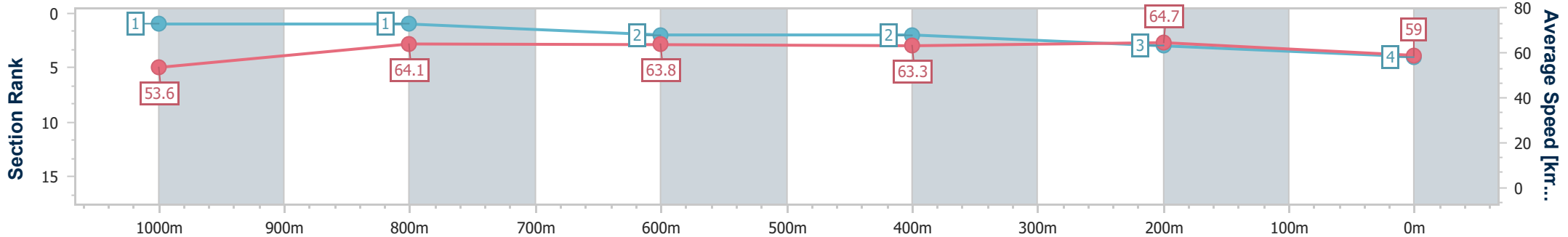


Eagle Farm QLD Professional
 Race 1: TEDDY BEARS PICNIC 3 AUGUST Class 3 Handicap - 1200m
 20 July 2024 - 11:59
 Track Rating: Good 4, Weather: Fine, Rail Position: +0.5m Entire



BRISBANE
RACING CLUB

Section	Overall	1000m	800m	600m	400m	200m
Section Times	1:10.78 [4] (0:13.48)	0:57.30 [1] (0:11.30)	0:46.00 [1] (0:11.32)	0:34.68 [2] (0:11.33)	0:23.35 [2] (0:11.14)	0:12.21 [3] (0:12.21)
Average Speed [km/h]	53.6	64.1	63.8	63.3	64.7	59.0
Top Speed [km/h]	64.9	65.0	65.0	65.0	65.6	62.6
Avg. Dist. to Rail [m]	2.3	1.2	0.9	0.6	1.9	2.6
Avg. Stride Freq. [Hz]	2.3	2.3	2.3	2.3	2.4	2.3
Avg. Stride Length [m]	6.5	7.8	7.8	7.5	7.6	7.3



- [] Ranking at each section and finish
- .-.- No data available at this section
- NA No data available



Horse/Jockey Name	Tattle
Final Rank	5
Fastest Section Time (Section)	0:11.07 (400m)
Top Speed [km/h] (Section)	66.5 (400m)
Race State	Finished



Eagle Farm QLD Professional
Race 1: TEDDY BEARS PICNIC 3 AUGUST Class 3 Handicap - 1200m

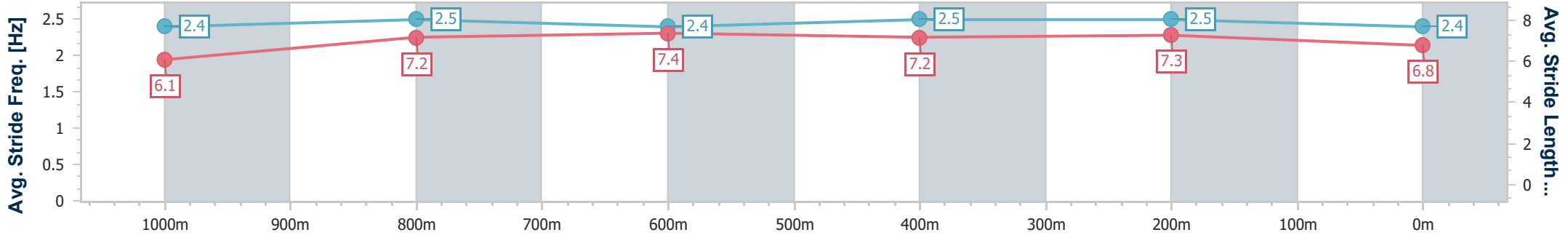
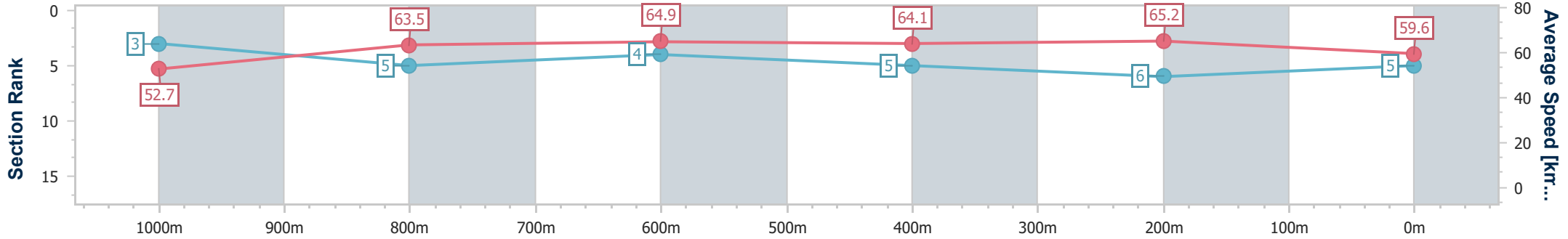


20 July 2024 - 11:59

BRISBANE RACING CLUB

Track Rating: Good 4, Weather: Fine, Rail Position: +0.5m Entire

Section	Overall	1000m	800m	600m	400m	200m
Section Times	1:10.88 [5] (0:13.66)	0:57.22 [3] (0:11.52)	0:45.70 [5] (0:11.27)	0:34.43 [4] (0:11.26)	0:23.17 [5] (0:11.07)	0:12.10 [6] (0:12.10)
Average Speed [km/h]	52.7	63.5	64.9	64.1	65.2	59.6
Top Speed [km/h]	66.3	64.5	66.0	66.5	66.5	63.0
Avg. Dist. to Rail [m]	1.6	3.0	2.8	1.3	5.6	4.9
Avg. Stride Freq. [Hz]	2.4	2.5	2.4	2.5	2.5	2.4
Avg. Stride Length [m]	6.1	7.2	7.4	7.2	7.3	6.8



- [] Ranking at each section and finish
- .-.- No data available at this section
- NA No data available



Horse/Jockey Name	Quothquan
Final Rank	6
Fastest Section Time (Section)	0:10.86 (400m)
Top Speed [km/h] (Section)	67.2 (400m)
Race State	Finished



Eagle Farm QLD Professional
Race 1: TEDDY BEARS PICNIC 3 AUGUST Class 3 Handicap - 1200m

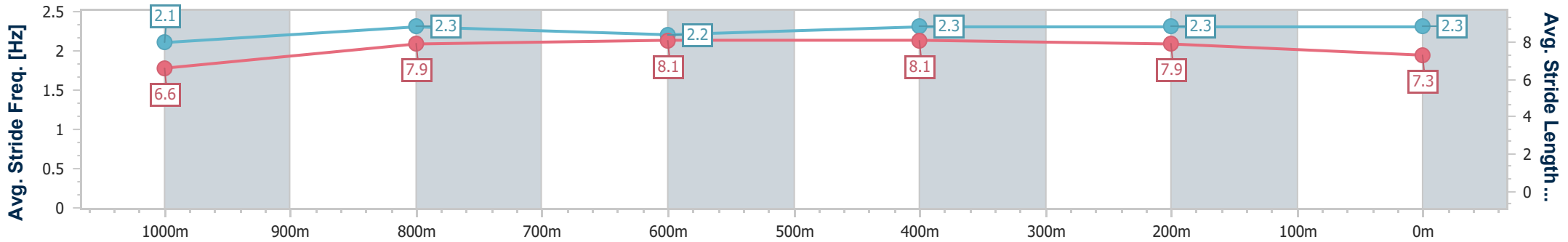
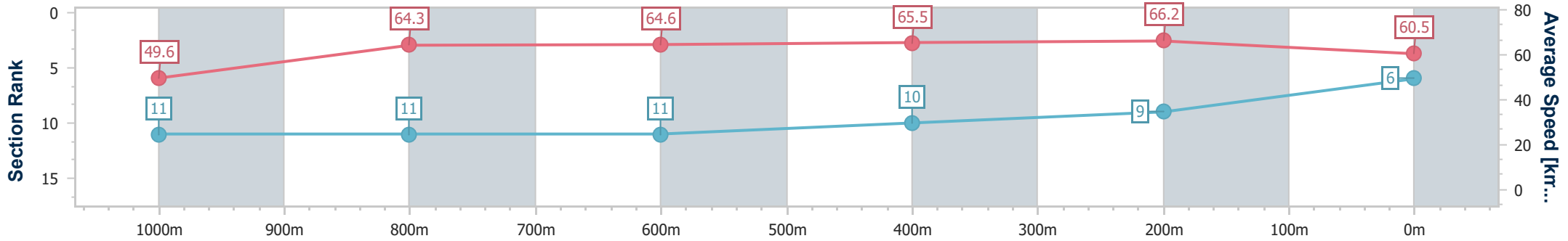


20 July 2024 - 11:59

BRISBANE RACING CLUB

Track Rating: Good 4, Weather: Fine, Rail Position: +0.5m Entire

Section	Overall	1000m	800m	600m	400m	200m
Section Times	1:10.99 [6] (0:14.53)	0:56.46 [11] (0:11.36)	0:45.10 [11] (0:11.26)	0:33.84 [11] (0:11.07)	0:22.77 [10] (0:10.86)	0:11.91 [9] (0:11.91)
Average Speed [km/h]	49.6	64.3	64.6	65.5	66.2	60.5
Top Speed [km/h]	61.4	66.1	65.2	66.9	67.2	64.3
Avg. Dist. to Rail [m]	5.6	2.6	1.8	1.8	7.7	9.1
Avg. Stride Freq. [Hz]	2.1	2.3	2.2	2.3	2.3	2.3
Avg. Stride Length [m]	6.6	7.9	8.1	8.1	7.9	7.3



- [] Ranking at each section and finish
- .-.- No data available at this section
- NA No data available



Horse/Jockey Name	Daytona
Final Rank	7
Fastest Section Time (Section)	0:11.12 (400m)
Top Speed [km/h] (Section)	66.3 (400m)
Race State	Finished

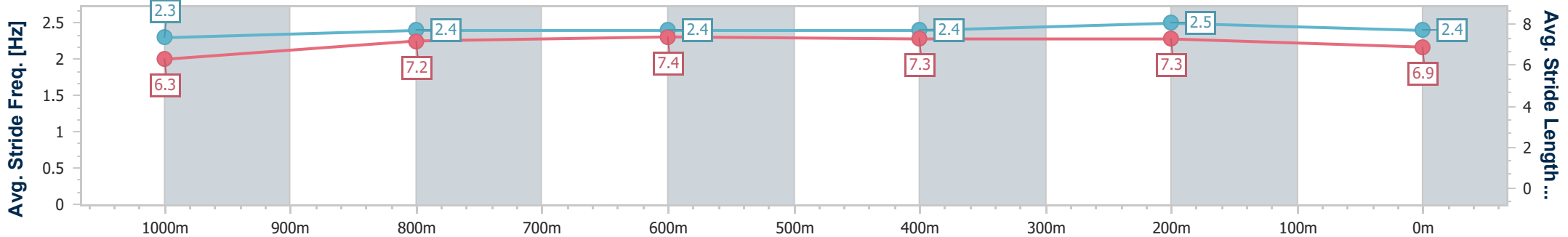
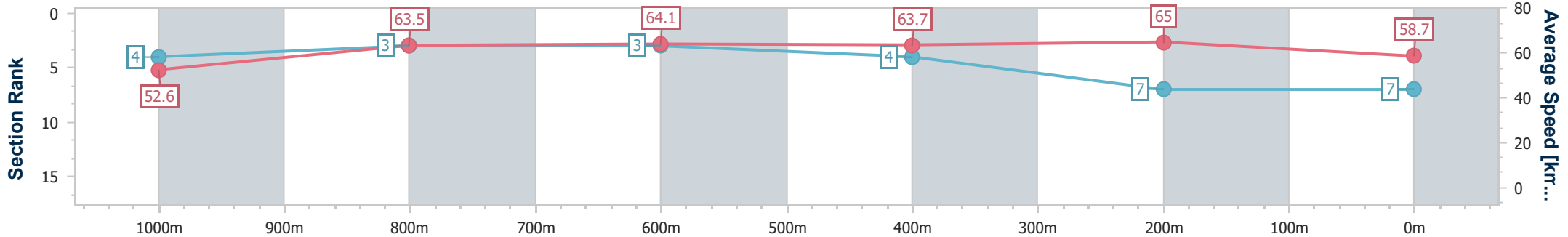


Eagle Farm QLD Professional
 Race 1: TEDDY BEARS PICNIC 3 AUGUST Class 3 Handicap - 1200m
 20 July 2024 - 11:59
 Track Rating: Good 4, Weather: Fine, Rail Position: +0.5m Entire



BRISBANE
 RACING CLUB

Section	Overall	1000m	800m	600m	400m	200m
Section Times	1:11.05 [7] (0:13.68)	0:57.37 [4] (0:11.39)	0:45.98 [3] (0:11.31)	0:34.67 [3] (0:11.32)	0:23.35 [4] (0:11.12)	0:12.23 [7] (0:12.23)
Average Speed [km/h]	52.6	63.5	64.1	63.7	65.0	58.7
Top Speed [km/h]	62.1	64.6	65.2	64.7	66.3	65.4
Avg. Dist. to Rail [m]	0.9	1.6	1.1	0.8	0.8	0.6
Avg. Stride Freq. [Hz]	2.3	2.4	2.4	2.4	2.5	2.4
Avg. Stride Length [m]	6.3	7.2	7.4	7.3	7.3	6.9



- [] Ranking at each section and finish
- .-.- No data available at this section
- NA No data available



Horse/Jockey Name	Pure Paradise
Final Rank	8
Fastest Section Time (Section)	0:10.96 (400m)
Top Speed [km/h] (Section)	67.1 (400m)
Race State	Finished

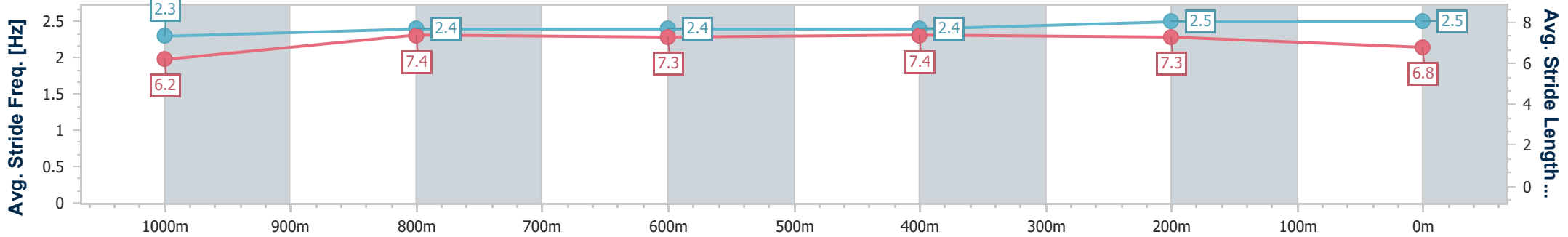
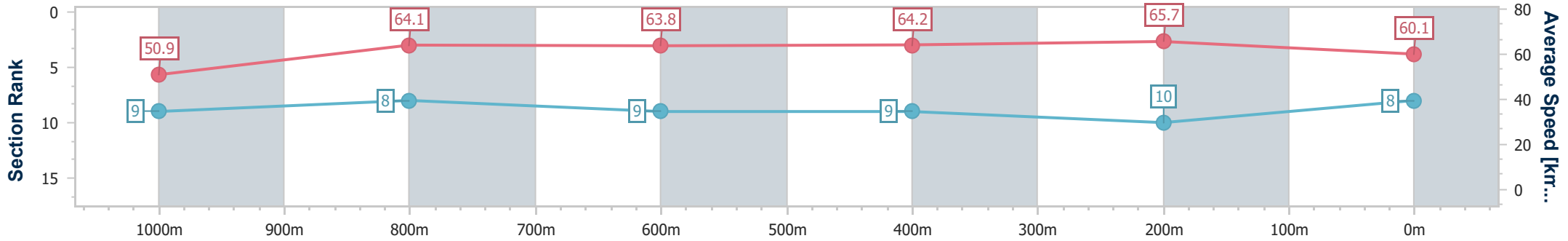


Eagle Farm QLD Professional
 Race 1: TEDDY BEARS PICNIC 3 AUGUST Class 3 Handicap - 1200m
 20 July 2024 - 11:59
 Track Rating: Good 4, Weather: Fine, Rail Position: +0.5m Entire



BRISBANE RACING CLUB

Section	Overall	1000m	800m	600m	400m	200m
Section Times	1:11.13 [8] (0:14.18)	0:56.95 [9] (0:11.30)	0:45.65 [8] (0:11.40)	0:34.25 [9] (0:11.30)	0:22.95 [9] (0:10.96)	0:11.99 [10] (0:11.99)
Average Speed [km/h]	50.9	64.1	63.8	64.2	65.7	60.1
Top Speed [km/h]	63.7	65.4	65.2	65.8	67.1	64.1
Avg. Dist. to Rail [m]	4.0	1.1	2.2	1.4	6.7	8.5
Avg. Stride Freq. [Hz]	2.3	2.4	2.4	2.4	2.5	2.5
Avg. Stride Length [m]	6.2	7.4	7.3	7.4	7.3	6.8



- [] Ranking at each section and finish
- .-.- No data available at this section
- NA No data available



Horse/Jockey Name	Billionair Baby
Final Rank	9
Fastest Section Time (Section)	0:11.06 (400m)
Top Speed [km/h] (Section)	68.2 (600m)
Race State	Finished

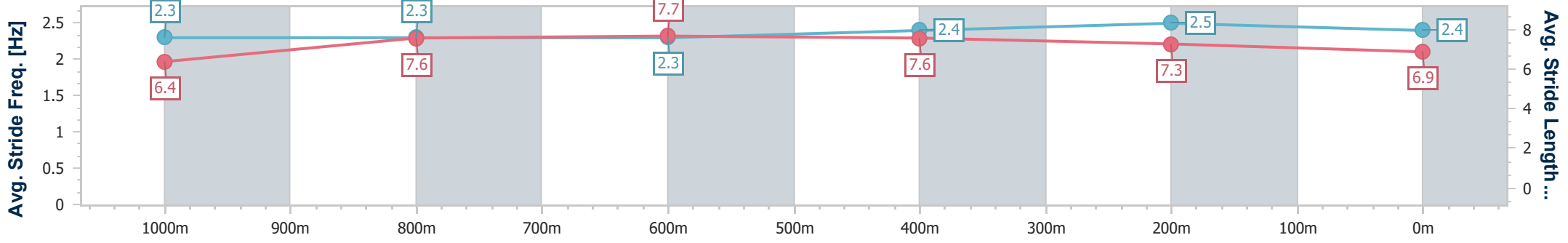
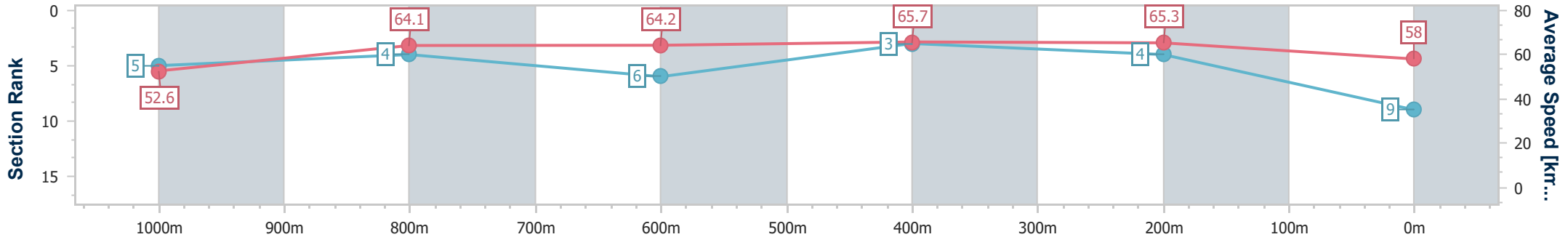


Eagle Farm QLD Professional
 Race 1: TEDDY BEARS PICNIC 3 AUGUST Class 3 Handicap - 1200m
 20 July 2024 - 11:59
 Track Rating: Good 4, Weather: Fine, Rail Position: +0.5m Entire



BRISBANE
 RACING CLUB

Section	Overall	1000m	800m	600m	400m	200m
Section Times	1:11.13 [9] (0:13.73)	0:57.40 [5] (0:11.41)	0:45.99 [4] (0:11.45)	0:34.54 [6] (0:11.09)	0:23.45 [3] (0:11.06)	0:12.39 [4] (0:12.39)
Average Speed [km/h]	52.6	64.1	64.2	65.7	65.3	58.0
Top Speed [km/h]	65.0	66.5	65.8	68.2	67.9	62.1
Avg. Dist. to Rail [m]	7.4	3.4	4.5	2.5	5.8	6.8
Avg. Stride Freq. [Hz]	2.3	2.3	2.3	2.4	2.5	2.4
Avg. Stride Length [m]	6.4	7.6	7.7	7.6	7.3	6.9



- [] Ranking at each section and finish
- .-.- No data available at this section
- NA No data available



Horse/Jockey Name	Orient's Secret
Final Rank	10
Fastest Section Time (Section)	0:10.87 (400m)
Top Speed [km/h] (Section)	67.4 (400m)
Race State	Finished



Eagle Farm QLD Professional
Race 1: TEDDY BEARS PICNIC 3 AUGUST Class 3 Handicap - 1200m

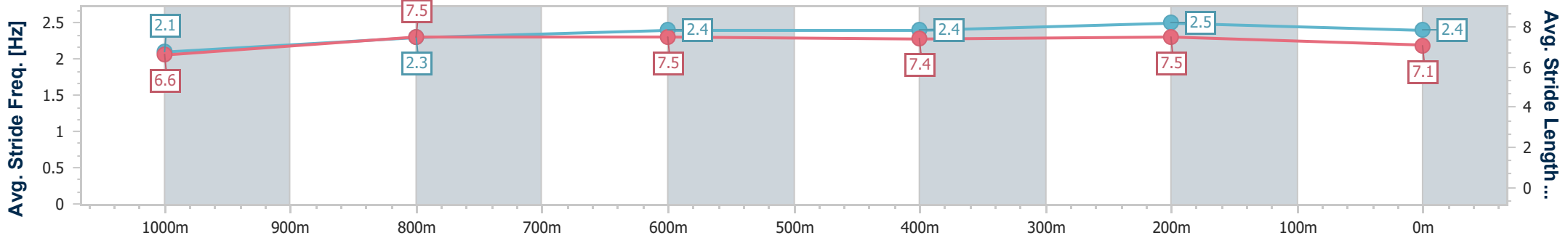
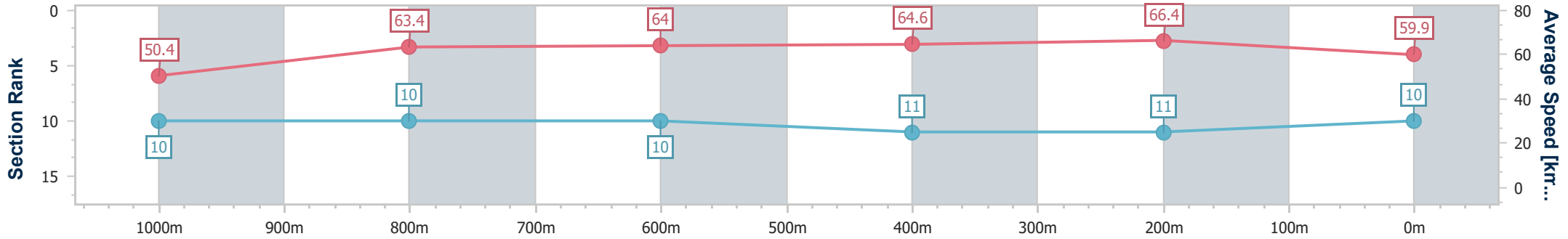


20 July 2024 - 11:59

BRISBANE RACING CLUB

Track Rating: Good 4, Weather: Fine, Rail Position: +0.5m Entire

Section	Overall	1000m	800m	600m	400m	200m
Section Times	1:11.16 [10] (0:14.27)	0:56.89 [10] (0:11.50)	0:45.39 [10] (0:11.35)	0:34.04 [10] (0:11.15)	0:22.89 [11] (0:10.87)	0:12.02 [11] (0:12.02)
Average Speed [km/h]	50.4	63.4	64.0	64.6	66.4	59.9
Top Speed [km/h]	62.1	64.6	64.9	66.9	67.4	64.5
Avg. Dist. to Rail [m]	4.8	2.1	1.4	0.7	3.4	3.3
Avg. Stride Freq. [Hz]	2.1	2.3	2.4	2.4	2.5	2.4
Avg. Stride Length [m]	6.6	7.5	7.5	7.4	7.5	7.1



- [] Ranking at each section and finish
- .-.- No data available at this section
- NA No data available



Horse/Jockey Name	Power Of The Brave
Final Rank	11
Fastest Section Time (Section)	0:11.26 (400m)
Top Speed [km/h] (Section)	66.0 (400m)
Race State	Finished



Eagle Farm QLD Professional
Race 1: TEDDY BEARS PICNIC 3 AUGUST Class 3 Handicap - 1200m

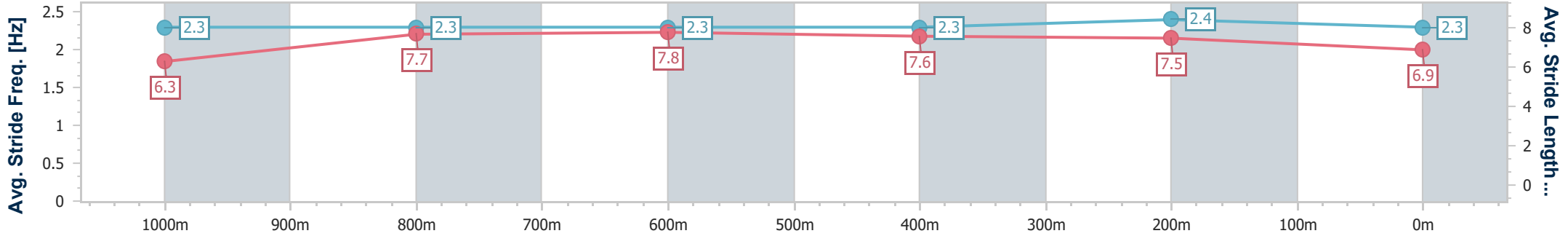
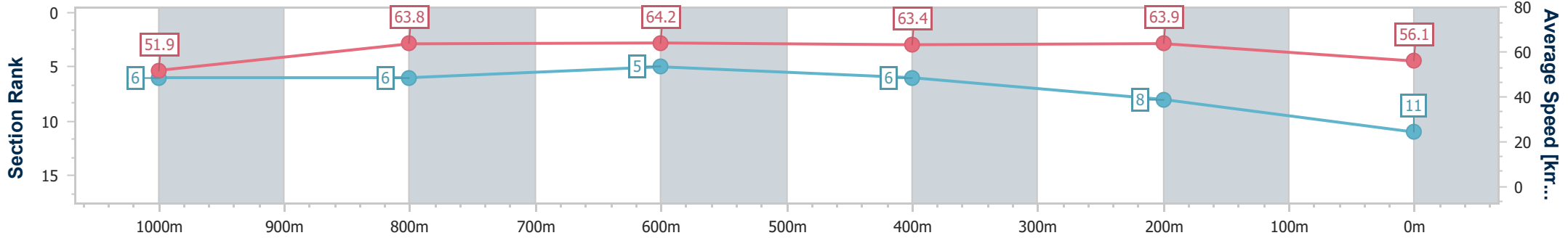


20 July 2024 - 11:59

BRISBANE RACING CLUB

Track Rating: Good 4, Weather: Fine, Rail Position: +0.5m Entire

Section	Overall	1000m	800m	600m	400m	200m
Section Times	1:11.88 [11] (0:13.88)	0:58.00 [6] (0:11.34)	0:46.66 [6] (0:11.27)	0:35.39 [5] (0:11.29)	0:24.10 [6] (0:11.26)	0:12.84 [8] (0:12.84)
Average Speed [km/h]	51.9	63.8	64.2	63.4	63.9	56.1
Top Speed [km/h]	65.7	65.7	64.8	64.8	66.0	61.1
Avg. Dist. to Rail [m]	1.3	0.4	0.8	0.6	0.6	0.6
Avg. Stride Freq. [Hz]	2.3	2.3	2.3	2.3	2.4	2.3
Avg. Stride Length [m]	6.3	7.7	7.8	7.6	7.5	6.9



- [] Ranking at each section and finish
- .-.- No data available at this section
- NA No data available



Eagle Farm QLD Professional

Race 2: THE GIBSON BENCHMARK 78 Handicap - 2200m

20 July 2024 - 12:34



BRISBANE
RACING CLUB

Track Rating: Good 4, Weather: Fine, Rail Position: +0.5m Entire

Section		Overall	2000m	1800m	1600m	1400m	1200m	1000m	Last 600m				
Field Times		2:18.28 (0:14.95)	2:03.33 (0:12.61)	1:50.72 (0:12.83)	1:37.89 (0:11.98)	1:25.91 (0:11.92)	1:13.99 (0:11.86)	1:02.13 (0:11.99)	0:38.08				
Rank	TAB Horse/Jockey	Barrier	Top Speed [km/h]	Fastest Section									Distance Travelled [m]
1	6 COUP DE TONNERRE Cody Collis	10	62.8 1600m	0:11.87 1600m	2:18.28 [1] (0:15.70)	2:02.58 [7] (0:12.61)	1:49.97 [8] (0:12.45)	1:37.52 [5] (0:11.87)	1:25.65 [3] (0:11.96)	1:13.69 [3] (0:12.11)	1:01.58 [4] (0:11.97)	0:37.46	
2	1 TAPILDOODLEDO Justin Huxtable	2	62.8 1000m	0:11.84 1000m	2:18.37 [2] (0:15.30)	2:03.07 [3] (0:12.75)	1:50.32 [4] (0:13.16)	1:37.16 [6] (0:11.98)	1:25.18 [7] (0:12.03)	1:13.15 [7] (0:12.10)	1:01.05 [7] (0:11.84)	0:37.34	-4
3	8 TOP BOY Emily Lang	1	62.0 1000m	0:11.88 1000m	2:18.52 [3] (0:14.95)	2:03.57 [1] (0:12.61)	1:50.96 [1] (0:12.83)	1:38.13 [1] (0:12.00)	1:26.13 [2] (0:12.11)	1:14.02 [2] (0:11.92)	1:02.10 [2] (0:11.88)	0:38.32	-6
4	10 TWO SMOKIN BARRELS Tahlia Fenlon	7	61.8 1600m	0:12.06 1600m	2:18.61 [4] (0:15.06)	2:03.55 [2] (0:12.68)	1:50.87 [2] (0:12.95)	1:37.92 [3] (0:12.06)	1:25.86 [5] (0:12.09)	1:13.77 [5] (0:12.06)	1:01.71 [5] (0:12.13)	0:37.47	-3
5	4 TAPPY'S LAD Trudy Thornton	6	63.1 1400m	0:11.94 1400m	2:18.87 [5] (0:15.38)	2:03.49 [5] (0:12.85)	1:50.64 [7] (0:13.09)	1:37.55 [8] (0:12.11)	1:25.44 [8] (0:11.94)	1:13.50 [8] (0:12.01)	1:01.49 [8] (0:12.05)	0:37.43	+0
6	7 INTUITU Damien Thornton	9	64.0 800m	0:11.73 800m	2:19.58 [6] (0:15.96)	2:03.62 [10] (0:12.55)	1:51.07 [9] (0:13.07)	1:38.00 [10] (0:12.17)	1:25.83 [10] (0:11.90)	1:13.93 [10] (0:12.01)	1:01.92 [10] (0:11.93)	0:38.26	+4
7	9 LIKEABEEL Robbie Dolan	8	62.3 1600m	0:11.95 1000m	2:19.93 [7] (0:15.93)	2:04.00 [9] (0:12.60)	1:51.40 [10] (0:12.98)	1:38.42 [9] (0:12.10)	1:26.32 [9] (0:11.96)	1:14.36 [9] (0:11.99)	1:02.37 [9] (0:11.95)	0:38.47	-7
8	2 SOUTHERN STOCK Kyle Wilson-Taylor	3	61.7 1200m	0:11.86 1200m	2:19.99 [8] (0:15.79)	2:04.20 [8] (0:12.34)	1:51.86 [5] (0:12.28)	1:39.58 [2] (0:11.96)	1:27.62 [1] (0:11.92)	1:15.70 [1] (0:11.86)	1:03.84 [1] (0:11.99)	0:39.69	+4
9	5 LATELY Boris Thornton	5	61.7 1600m	0:11.93 1600m	2:20.38 [9] (0:15.54)	2:04.84 [6] (0:12.66)	1:52.18 [6] (0:13.01)	1:39.17 [6] (0:11.93)	1:27.24 [6] (0:12.01)	1:15.23 [6] (0:12.04)	1:03.19 [6] (0:11.95)	0:39.07	-10
10	11 BECKFORD Cejay Graham	11	62.6 1600m	0:11.88 1400m	2:21.63 [10] (0:16.07)	2:05.56 [11] (0:12.87)	1:52.69 [11] (0:13.12)	1:39.57 [11] (0:12.11)	1:27.46 [11] (0:11.88)	1:15.58 [11] (0:11.92)	1:03.66 [11] (0:11.88)	0:39.64	-2



Eagle Farm QLD Professional

Race 2: THE GIBSON BENCHMARK 78 Handicap - 2200m

20 July 2024 - 12:34



BRISBANE
RACING CLUB

Track Rating: Good 4, Weather: Fine, Rail Position: +0.5m Entire

Section	Overall	2000m	1800m	1600m	1400m	1200m	1000m	Last 600m
Field Times	2:18.28 (0:14.95)	2:03.33 (0:12.61)	1:50.72 (0:12.83)	1:37.89 (0:11.98)	1:25.91 (0:11.92)	1:13.99 (0:11.86)	1:02.13 (0:11.99)	0:38.08

Rank	TAB	Horse/Jockey	Barrier	Top Speed [km/h]	Fastest Section	Overall	2000m	1800m	1600m	1400m	1200m	1000m	Last 600m	Distance Travelled [m]
11	3	FIFTH POSITION	4	62.4	0:11.82	2:22.04 [11]	2:06.71 [4]	1:54.05 [3]	1:41.28 [4]	1:29.37 [4]	1:17.30 [4]	1:05.48 [3]	0:41.14	-6
		James Orman		1200m	1200m	(0:15.33)	(0:12.66)	(0:12.77)	(0:11.91)	(0:12.07)	(0:11.82)	(0:12.07)		

[] Ranking at each section and finish
 -:-:- No data available at this section
 NA No data available

SCN Saddle cloth number
 DNF Did not finish
 DNT Did not track



Eagle Farm QLD Professional

Race 2: THE GIBSON BENCHMARK 78 Handicap - 2200m

20 July 2024 - 12:34



BRISBANE
RACING CLUB

Track Rating: Good 4, Weather: Fine, Rail Position: +0.5m Entire

Section						800m	600m	400m	200m	Last 600m	
Field Times						0:50.14 (0:12.06)	0:38.08 (0:12.53)	0:25.55 (0:12.55)	0:13.00 (0:13.00)	0:38.08	
Rank	TAB Horse/Jockey	Barrier	Top Speed [km/h]	Fastest Section					Margin	Distance Travelled [m]	
1	6 COUP DE TONNERRE Cody Collis	10	62.8 1600m	0:11.87 1600m	0:49.61 [4] (0:12.15)	0:37.46 [3] (0:12.32)	0:25.14 [4] (0:12.31)	0:12.83 [3] (0:12.83)	2:18.28	0:37.46	
2	1 TAPILDOODLEDO Justin Huxtable	2	62.8 1000m	0:11.84 1000m	0:49.21 [7] (0:11.87)	0:37.34 [5] (0:12.00)	0:25.34 [2] (0:12.25)	0:13.09 [1] (0:13.09)	0.51L	0:37.34 -4	
3	8 TOP BOY Emily Lang	1	62.0 1000m	0:11.88 1000m	0:50.22 [2] (0:11.90)	0:38.32 [1] (0:12.53)	0:25.79 [1] (0:12.67)	0:13.12 [2] (0:13.12)	1.41L	0:38.32 -6	
4	10 TWO SMOKIN BARRELS Tahlia Fenlon	7	61.8 1600m	0:12.06 1600m	0:49.58 [5] (0:12.11)	0:37.47 [6] (0:12.30)	0:25.17 [6] (0:12.37)	0:12.80 [4] (0:12.80)	1.95L	0:37.47 -3	
5	4 TAPPY'S LAD Trudy Thornton	6	63.1 1400m	0:11.94 1400m	0:49.44 [8] (0:12.01)	0:37.43 [9] (0:12.19)	0:25.24 [8] (0:12.29)	0:12.95 [6] (0:12.95)	3.49L	0:37.43 +0	
6	7 INTUITU Damien Thornton	9	64.0 800m	0:11.73 800m	0:49.99 [10] (0:11.73)	0:38.26 [8] (0:11.91)	0:26.35 [5] (0:12.59)	0:13.76 [5] (0:13.76)	7.62L	0:38.26 +4	
7	9 LIKEABEEL Robbie Dolan	8	62.3 1600m	0:11.95 1000m	0:50.42 [9] (0:11.95)	0:38.47 [10] (0:12.39)	0:26.08 [10] (0:12.73)	0:13.35 [9] (0:13.35)	9.7L	0:38.47 -7	
8	2 SOUTHERN STOCK Kyle Wilson-Taylor	3	61.7 1200m	0:11.86 1200m	0:51.85 [1] (0:12.16)	0:39.69 [2] (0:12.76)	0:26.93 [3] (0:13.05)	0:13.88 [7] (0:13.88)	10.06L	0:39.69 +4	
9	5 LATELY Boris Thornton	5	61.7 1600m	0:11.93 1600m	0:51.24 [6] (0:12.17)	0:39.07 [7] (0:12.40)	0:26.67 [9] (0:12.64)	0:14.03 [8] (0:14.03)	12.32L	0:39.07 -10	
10	11 BECKFORD Cejay Graham	11	62.6 1600m	0:11.88 1400m	0:51.78 [11] (0:12.14)	0:39.64 [11] (0:12.32)	0:27.32 [11] (0:12.78)	0:14.54 [11] (0:14.54)	19.68L	0:39.64 -2	



Eagle Farm QLD Professional

Race 2: THE GIBSON BENCHMARK 78 Handicap - 2200m

20 July 2024 - 12:34



BRISBANE
RACING CLUB

Track Rating: Good 4, Weather: Fine, Rail Position: +0.5m Entire

Section	800m	600m	400m	200m	Last 600m
Field Times	0:50.14 (0:12.06)	0:38.08 (0:12.53)	0:25.55 (0:12.55)	0:13.00 (0:13.00)	0:38.08

Rank	TAB	Horse/Jockey	Barrier	Top Speed [km/h]	Fastest Section	Margin	Distance Travelled [m]		
11	3	FIFTH POSITION	4	62.4	0:11.82	22.12L	-6		
		James Orman		1200m	1200m				
					0:53.41 [3] (0:12.27)	0:41.14 [4] (0:12.64)	0:28.50 [7] (0:13.24)	0:15.26 [10] (0:15.26)	0:41.14



Horse/Jockey Name	Coup De Tonnerre
Final Rank	1
Fastest Section Time (Section)	0:11.87 (1600m)
Top Speed [km/h] (Section)	62.8 (1600m)
Race State	Finished



Eagle Farm QLD Professional

Race 2: THE GIBSON BENCHMARK 78 Handicap - 2200m

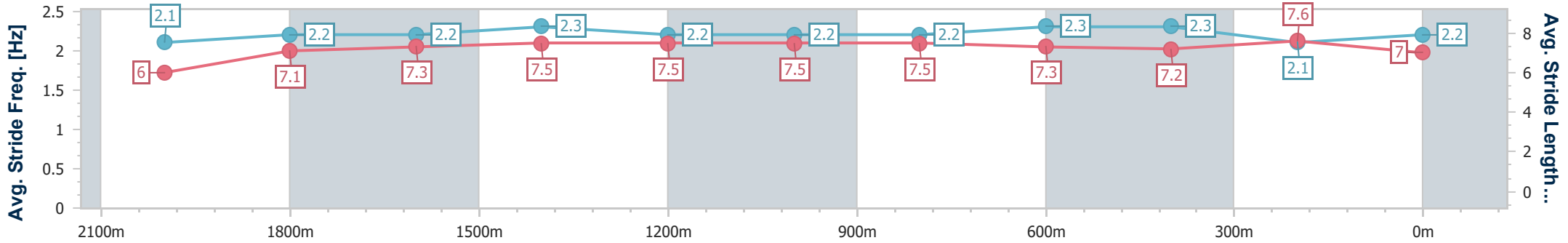
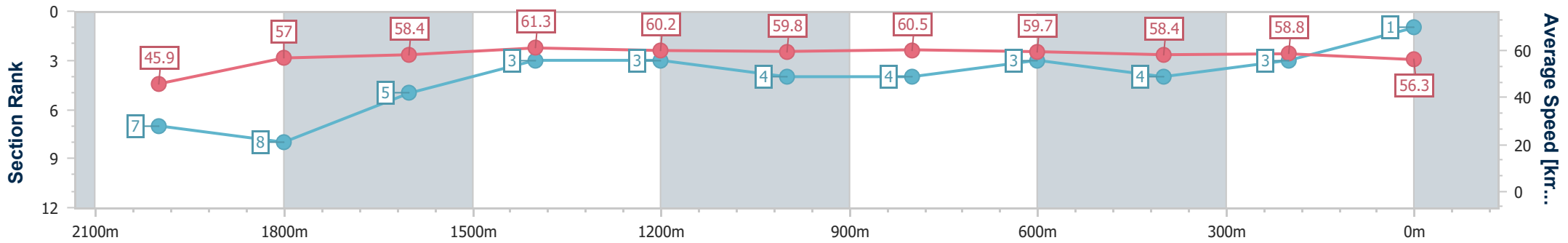
20 July 2024 - 12:34

Track Rating: Good 4, Weather: Fine, Rail Position: +0.5m Entire



BRISBANE RACING CLUB

Section	Overall	2000m	1800m	1600m	1400m	1200m	1000m	800m	600m	400m	200m
Section Times	2:18.28 [1] (0:15.70)	2:02.58 [7] (0:12.61)	1:49.97 [8] (0:12.45)	1:37.52 [5] (0:11.87)	1:25.65 [3] (0:11.96)	1:13.69 [3] (0:12.11)	1:01.58 [4] (0:11.97)	0:49.61 [4] (0:12.15)	0:37.46 [3] (0:12.32)	0:25.14 [4] (0:12.31)	0:12.83 [3] (0:12.83)
Average Speed [km/h]	45.9	57.0	58.4	61.3	60.2	59.8	60.5	59.7	58.4	58.8	56.3
Top Speed [km/h]	56.9	58.1	60.7	62.8	61.2	60.9	61.4	60.6	59.1	59.6	57.9
Avg. Dist. to Rail [m]	5.3	0.8	1.6	3.1	2.7	2.9	1.5	1.8	0.5	5.0	7.1
Avg. Stride Freq. [Hz]	2.1	2.2	2.2	2.3	2.2	2.2	2.2	2.3	2.3	2.1	2.2
Avg. Stride Length [m]	6.0	7.1	7.3	7.5	7.5	7.5	7.5	7.3	7.2	7.6	7.0



- [] Ranking at each section and finish
- .-.- No data available at this section
- NA No data available



Horse/Jockey Name	Tapildoodledo
Final Rank	2
Fastest Section Time (Section)	0:11.84 (1000m)
Top Speed [km/h] (Section)	62.8 (1000m)
Race State	Finished



Eagle Farm QLD Professional

Race 2: THE GIBSON BENCHMARK 78 Handicap - 2200m

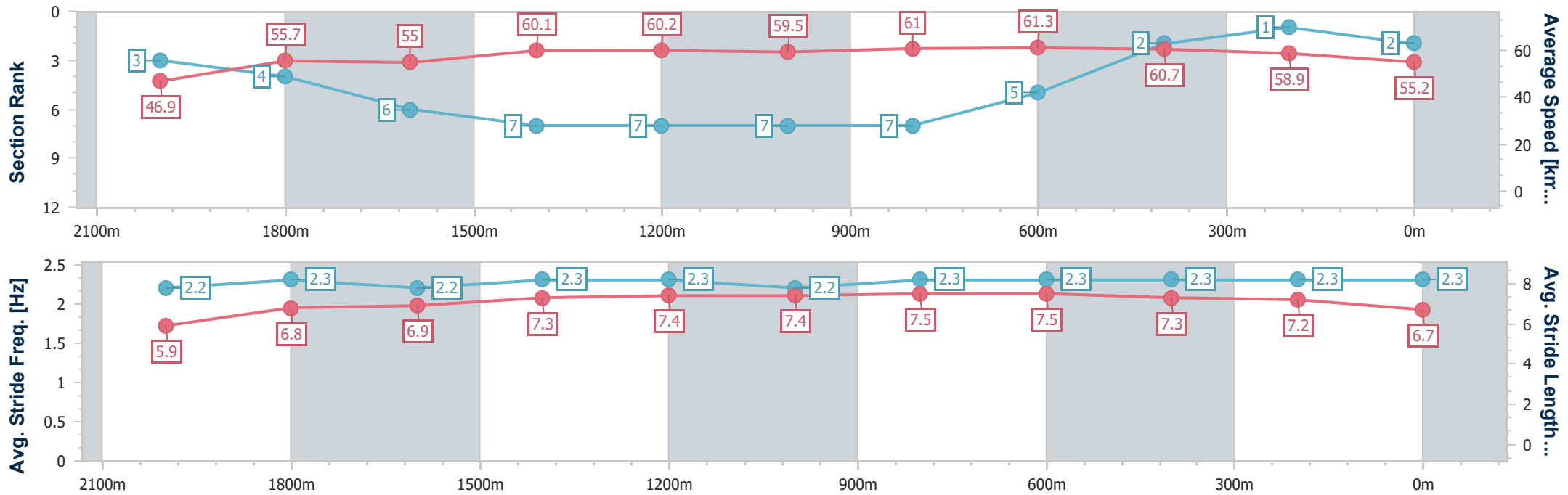
20 July 2024 - 12:34

Track Rating: Good 4, Weather: Fine, Rail Position: +0.5m Entire



BRISBANE RACING CLUB

Section	Overall	2000m	1800m	1600m	1400m	1200m	1000m	800m	600m	400m	200m
Section Times	2:18.37 [2] (0:15.30)	2:03.07 [3] (0:12.75)	1:50.32 [4] (0:13.16)	1:37.16 [6] (0:11.98)	1:25.18 [7] (0:12.03)	1:13.15 [7] (0:12.10)	1:01.05 [7] (0:11.84)	0:49.21 [7] (0:11.87)	0:37.34 [5] (0:12.00)	0:25.34 [2] (0:12.25)	0:13.09 [1] (0:13.09)
Average Speed [km/h]	46.9	55.7	55.0	60.1	60.2	59.5	61.0	61.3	60.7	58.9	55.2
Top Speed [km/h]	58.3	57.7	57.8	61.2	60.9	60.1	62.8	62.7	61.7	60.9	57.0
Avg. Dist. to Rail [m]	3.1	2.2	1.0	0.7	1.4	1.8	1.0	2.5	2.1	5.2	6.6
Avg. Stride Freq. [Hz]	2.2	2.3	2.2	2.3	2.3	2.2	2.3	2.3	2.3	2.3	2.3
Avg. Stride Length [m]	5.9	6.8	6.9	7.3	7.4	7.4	7.5	7.5	7.3	7.2	6.7



- [] Ranking at each section and finish
- .-.- No data available at this section
- NA No data available



Horse/Jockey Name	Top Boy
Final Rank	3
Fastest Section Time (Section)	0:11.88 (1000m)
Top Speed [km/h] (Section)	62.0 (1000m)
Race State	Finished



Eagle Farm QLD Professional

Race 2: THE GIBSON BENCHMARK 78 Handicap - 2200m

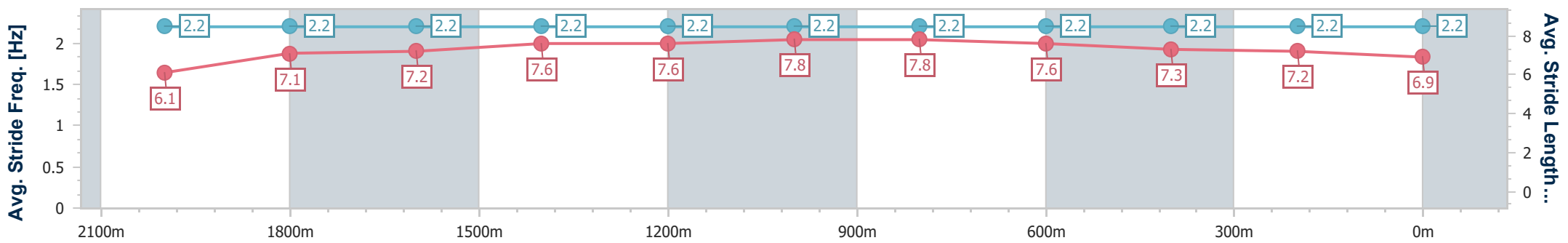
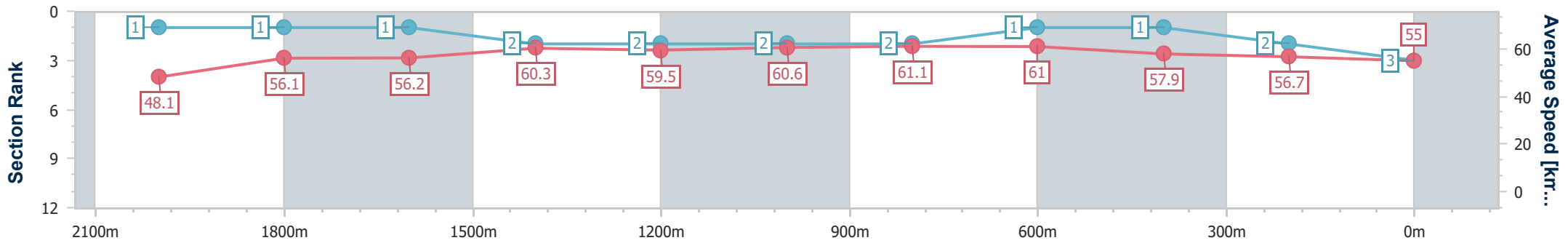
20 July 2024 - 12:34

Track Rating: Good 4, Weather: Fine, Rail Position: +0.5m Entire



BRISBANE RACING CLUB

Section	Overall	2000m	1800m	1600m	1400m	1200m	1000m	800m	600m	400m	200m
Section Times	2:18.52 [3] (0:14.95)	2:03.57 [1] (0:12.61)	1:50.96 [1] (0:12.83)	1:38.13 [1] (0:12.00)	1:26.13 [2] (0:12.11)	1:14.02 [2] (0:11.92)	1:02.10 [2] (0:11.88)	0:50.22 [2] (0:11.90)	0:38.32 [1] (0:12.53)	0:25.79 [1] (0:12.67)	0:13.12 [2] (0:13.12)
Average Speed [km/h]	48.1	56.1	56.2	60.3	59.5	60.6	61.1	61.0	57.9	56.7	55.0
Top Speed [km/h]	59.1	58.3	59.2	60.9	60.4	61.3	62.0	61.5	60.1	57.9	56.3
Avg. Dist. to Rail [m]	2.5	2.8	1.0	1.7	2.2	3.3	1.5	1.8	1.2	3.2	4.1
Avg. Stride Freq. [Hz]	2.2	2.2	2.2	2.2	2.2	2.2	2.2	2.2	2.2	2.2	2.2
Avg. Stride Length [m]	6.1	7.1	7.2	7.6	7.6	7.8	7.8	7.6	7.3	7.2	6.9



- [] Ranking at each section and finish
- .-.- No data available at this section
- NA No data available



Horse/Jockey Name	Two Smokin Barrels
Final Rank	4
Fastest Section Time (Section)	0:12.06 (1600m)
Top Speed [km/h] (Section)	61.8 (1600m)
Race State	Finished



Eagle Farm QLD Professional

Race 2: THE GIBSON BENCHMARK 78 Handicap - 2200m

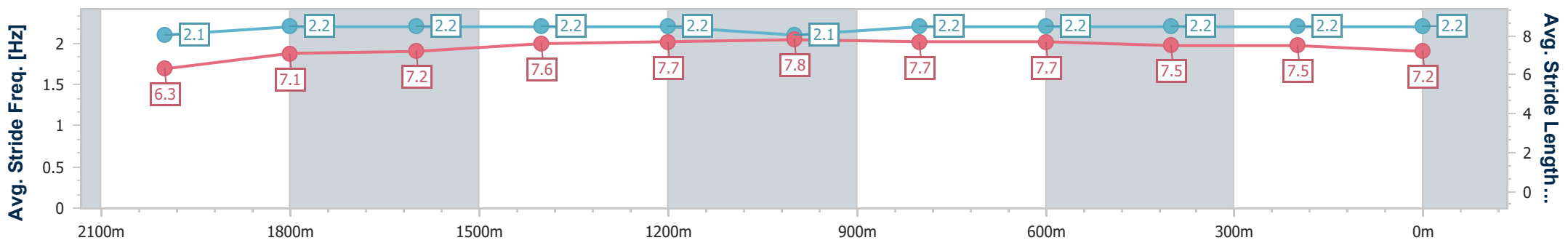
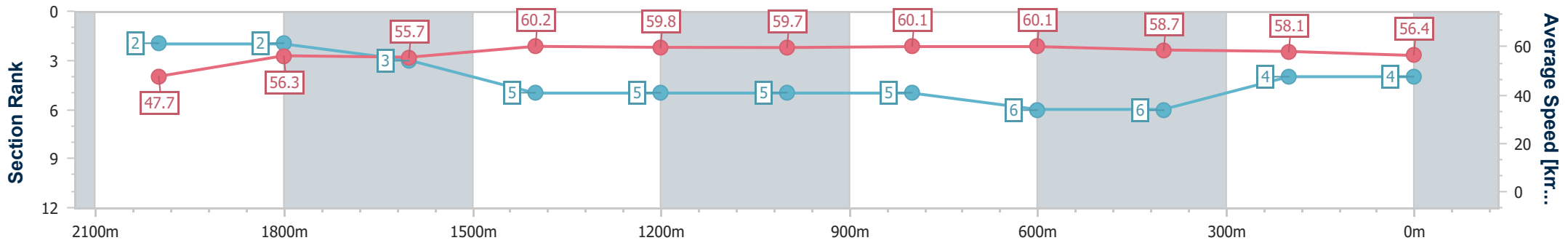
20 July 2024 - 12:34

Track Rating: Good 4, Weather: Fine, Rail Position: +0.5m Entire



BRISBANE RACING CLUB

Section	Overall	2000m	1800m	1600m	1400m	1200m	1000m	800m	600m	400m	200m
Section Times	2:18.61 [4] (0:15.06)	2:03.55 [2] (0:12.68)	1:50.87 [2] (0:12.95)	1:37.92 [3] (0:12.06)	1:25.86 [5] (0:12.09)	1:13.77 [5] (0:12.06)	1:01.71 [5] (0:12.13)	0:49.58 [5] (0:12.11)	0:37.47 [6] (0:12.30)	0:25.17 [6] (0:12.37)	0:12.80 [4] (0:12.80)
Average Speed [km/h]	47.7	56.3	55.7	60.2	59.8	59.7	60.1	60.1	58.7	58.1	56.4
Top Speed [km/h]	59.3	57.2	58.0	61.8	60.4	61.4	61.2	61.3	59.4	59.2	57.8
Avg. Dist. to Rail [m]	3.8	1.9	0.7	2.7	3.2	3.7	2.6	1.5	0.7	2.8	1.7
Avg. Stride Freq. [Hz]	2.1	2.2	2.2	2.2	2.2	2.1	2.2	2.2	2.2	2.2	2.2
Avg. Stride Length [m]	6.3	7.1	7.2	7.6	7.7	7.8	7.7	7.7	7.5	7.5	7.2



- [] Ranking at each section and finish
- .-.- No data available at this section
- NA No data available



Horse/Jockey Name	Tappy's Lad
Final Rank	5
Fastest Section Time (Section)	0:11.94 (1400m)
Top Speed [km/h] (Section)	63.1 (1400m)
Race State	Finished



Eagle Farm QLD Professional

Race 2: THE GIBSON BENCHMARK 78 Handicap - 2200m

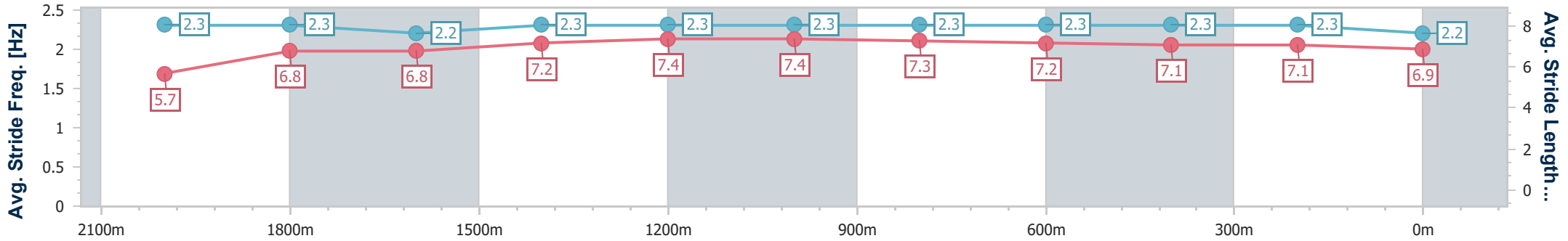
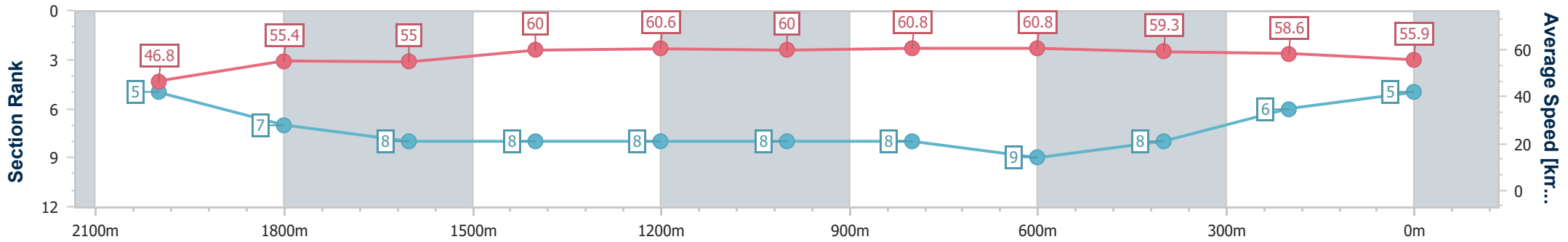
20 July 2024 - 12:34

Track Rating: Good 4, Weather: Fine, Rail Position: +0.5m Entire



BRISBANE RACING CLUB

Section	Overall	2000m	1800m	1600m	1400m	1200m	1000m	800m	600m	400m	200m
Section Times	2:18.87 [5] (0:15.38)	2:03.49 [5] (0:12.85)	1:50.64 [7] (0:13.09)	1:37.55 [8] (0:12.11)	1:25.44 [8] (0:11.94)	1:13.50 [8] (0:12.01)	1:01.49 [8] (0:12.05)	0:49.44 [8] (0:12.01)	0:37.43 [9] (0:12.19)	0:25.24 [8] (0:12.29)	0:12.95 [6] (0:12.95)
Average Speed [km/h]	46.8	55.4	55.0	60.0	60.6	60.0	60.8	60.8	59.3	58.6	55.9
Top Speed [km/h]	57.4	56.4	56.2	63.0	63.1	61.2	62.3	62.1	60.7	59.5	57.7
Avg. Dist. to Rail [m]	2.6	2.2	0.9	2.8	3.2	3.6	3.2	2.5	1.4	5.3	6.3
Avg. Stride Freq. [Hz]	2.3	2.3	2.2	2.3	2.3	2.3	2.3	2.3	2.3	2.3	2.2
Avg. Stride Length [m]	5.7	6.8	6.8	7.2	7.4	7.4	7.3	7.2	7.1	7.1	6.9



- [] Ranking at each section and finish
- .-.- No data available at this section
- NA No data available



Horse/Jockey Name	Intuitu
Final Rank	6
Fastest Section Time (Section)	0:11.73 (800m)
Top Speed [km/h] (Section)	64.0 (800m)
Race State	Finished



Eagle Farm QLD Professional

Race 2: THE GIBSON BENCHMARK 78 Handicap - 2200m

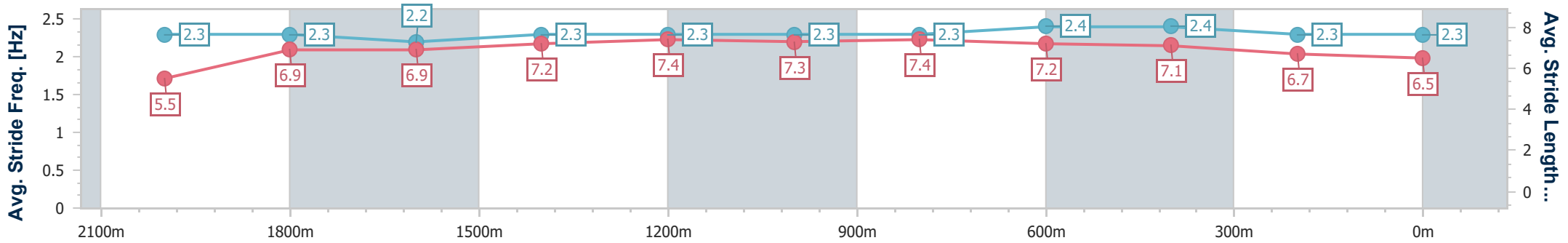
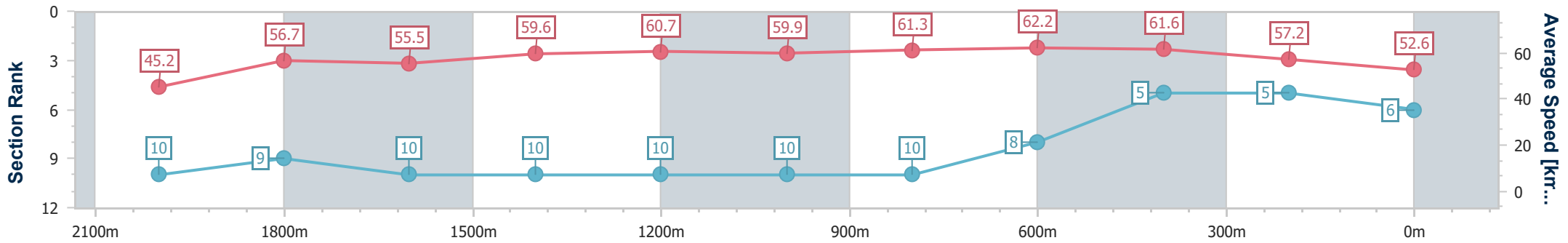
20 July 2024 - 12:34

Track Rating: Good 4, Weather: Fine, Rail Position: +0.5m Entire



BRISBANE RACING CLUB

Section	Overall	2000m	1800m	1600m	1400m	1200m	1000m	800m	600m	400m	200m
Section Times	2:19.58 [6] (0:15.96)	2:03.62 [10] (0:12.55)	1:51.07 [9] (0:13.07)	1:38.00 [10] (0:12.17)	1:25.83 [10] (0:11.90)	1:13.93 [10] (0:12.01)	1:01.92 [10] (0:11.93)	0:49.99 [10] (0:11.73)	0:38.26 [8] (0:11.91)	0:26.35 [5] (0:12.59)	0:13.76 [5] (0:13.76)
Average Speed [km/h]	45.2	56.7	55.5	59.6	60.7	59.9	61.3	62.2	61.6	57.2	52.6
Top Speed [km/h]	56.5	57.8	56.5	61.5	61.6	60.7	62.4	64.0	62.7	60.0	55.5
Avg. Dist. to Rail [m]	4.1	1.7	0.8	2.7	3.3	3.5	2.8	3.1	3.3	6.1	7.1
Avg. Stride Freq. [Hz]	2.3	2.3	2.2	2.3	2.3	2.3	2.3	2.4	2.4	2.3	2.3
Avg. Stride Length [m]	5.5	6.9	6.9	7.2	7.4	7.3	7.4	7.2	7.1	6.7	6.5



- [] Ranking at each section and finish
- .-.- No data available at this section
- NA No data available



Horse/Jockey Name	Likeabeel
Final Rank	7
Fastest Section Time (Section)	0:11.95 (1000m)
Top Speed [km/h] (Section)	62.3 (1600m)
Race State	Finished



Eagle Farm QLD Professional

Race 2: THE GIBSON BENCHMARK 78 Handicap - 2200m

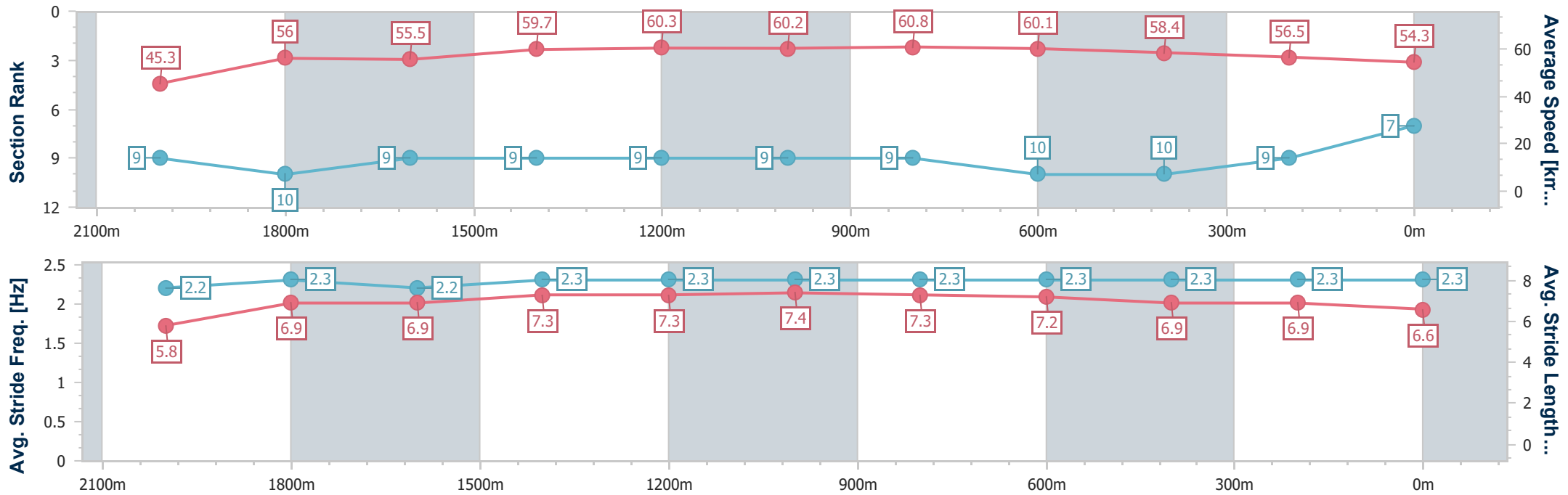
20 July 2024 - 12:34

Track Rating: Good 4, Weather: Fine, Rail Position: +0.5m Entire



BRISBANE RACING CLUB

Section	Overall	2000m	1800m	1600m	1400m	1200m	1000m	800m	600m	400m	200m
Section Times	2:19.93 [7] (0:15.93)	2:04.00 [9] (0:12.60)	1:51.40 [10] (0:12.98)	1:38.42 [9] (0:12.10)	1:26.32 [9] (0:11.96)	1:14.36 [9] (0:11.99)	1:02.37 [9] (0:11.95)	0:50.42 [9] (0:11.95)	0:38.47 [10] (0:12.39)	0:26.08 [10] (0:12.73)	0:13.35 [9] (0:13.35)
Average Speed [km/h]	45.3	56.0	55.5	59.7	60.3	60.2	60.8	60.1	58.4	56.5	54.3
Top Speed [km/h]	56.7	57.9	56.2	62.3	61.3	61.2	61.9	61.9	60.4	59.2	56.1
Avg. Dist. to Rail [m]	3.3	3.0	1.1	1.8	2.0	2.1	1.3	0.5	0.7	4.1	2.6
Avg. Stride Freq. [Hz]	2.2	2.3	2.2	2.3	2.3	2.3	2.3	2.3	2.3	2.3	2.3
Avg. Stride Length [m]	5.8	6.9	6.9	7.3	7.3	7.4	7.3	7.2	6.9	6.9	6.6



- [] Ranking at each section and finish
- .-.- No data available at this section
- NA No data available



Horse/Jockey Name	Southern Stock
Final Rank	8
Fastest Section Time (Section)	0:11.86 (1200m)
Top Speed [km/h] (Section)	61.7 (1200m)
Race State	Finished



Eagle Farm QLD Professional

Race 2: THE GIBSON BENCHMARK 78 Handicap - 2200m

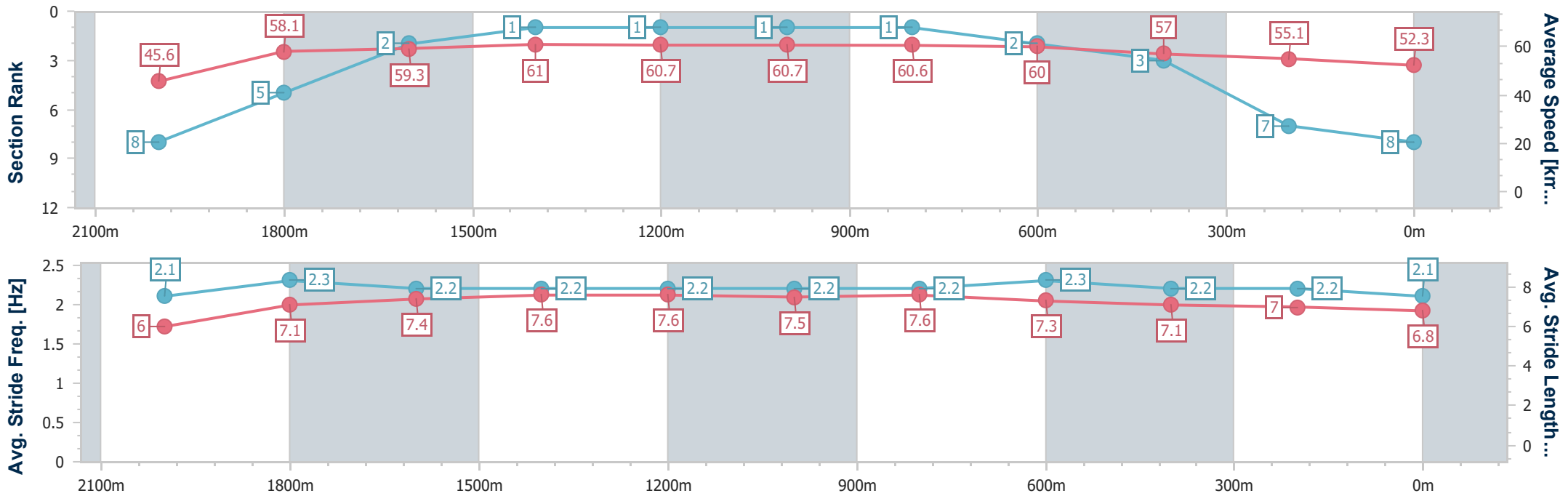
20 July 2024 - 12:34

Track Rating: Good 4, Weather: Fine, Rail Position: +0.5m Entire



BRISBANE RACING CLUB

Section	Overall	2000m	1800m	1600m	1400m	1200m	1000m	800m	600m	400m	200m
Section Times	2:19.99 [8] (0:15.79)	2:04.20 [8] (0:12.34)	1:51.86 [5] (0:12.28)	1:39.58 [2] (0:11.96)	1:27.62 [1] (0:11.92)	1:15.70 [1] (0:11.86)	1:03.84 [1] (0:11.99)	0:51.85 [1] (0:12.16)	0:39.69 [2] (0:12.76)	0:26.93 [3] (0:13.05)	0:13.88 [7] (0:13.88)
Average Speed [km/h]	45.6	58.1	59.3	61.0	60.7	60.7	60.6	60.0	57.0	55.1	52.3
Top Speed [km/h]	58.1	58.8	60.7	61.5	61.1	61.7	61.5	61.0	58.5	56.4	53.6
Avg. Dist. to Rail [m]	1.4	1.8	2.7	3.1	3.1	2.7	2.4	2.9	1.8	3.5	2.8
Avg. Stride Freq. [Hz]	2.1	2.3	2.2	2.2	2.2	2.2	2.2	2.3	2.2	2.2	2.1
Avg. Stride Length [m]	6.0	7.1	7.4	7.6	7.6	7.5	7.6	7.3	7.1	7.0	6.8



- [] Ranking at each section and finish
- .-.- No data available at this section
- NA No data available



Horse/Jockey Name	Lately
Final Rank	9
Fastest Section Time (Section)	0:11.93 (1600m)
Top Speed [km/h] (Section)	61.7 (1600m)
Race State	Finished



Eagle Farm QLD Professional

Race 2: THE GIBSON BENCHMARK 78 Handicap - 2200m

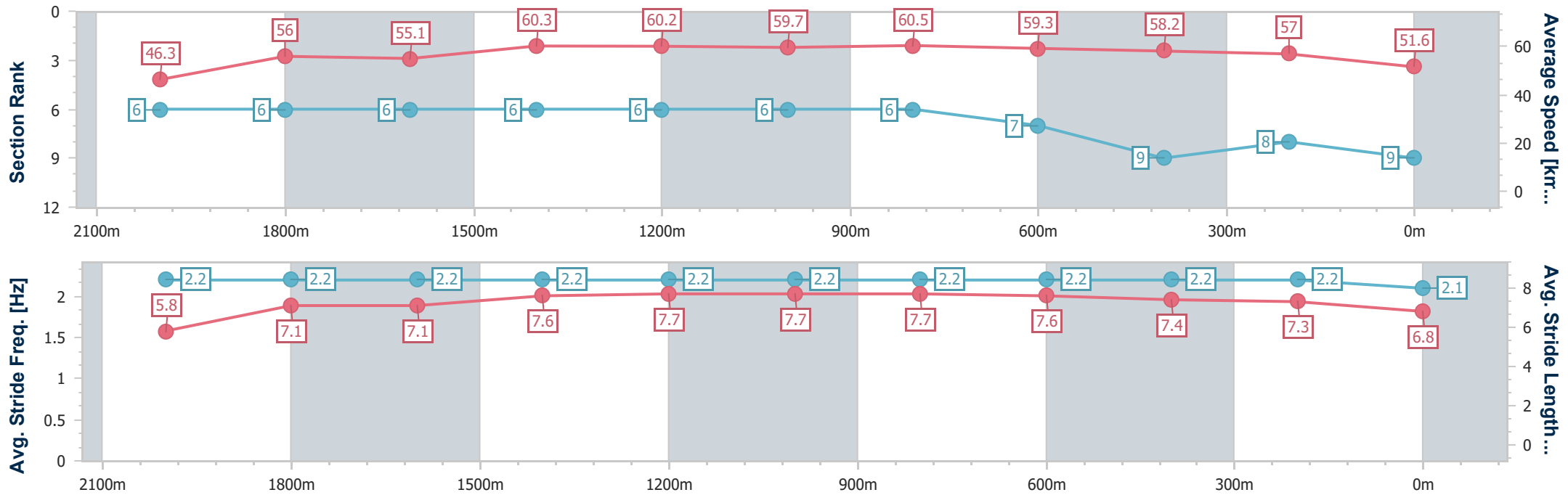
20 July 2024 - 12:34

Track Rating: Good 4, Weather: Fine, Rail Position: +0.5m Entire



BRISBANE RACING CLUB

Section	Overall	2000m	1800m	1600m	1400m	1200m	1000m	800m	600m	400m	200m
Section Times	2:20.38 [9] (0:15.54)	2:04.84 [6] (0:12.66)	1:52.18 [6] (0:13.01)	1:39.17 [6] (0:11.93)	1:27.24 [6] (0:12.01)	1:15.23 [6] (0:12.04)	1:03.19 [6] (0:11.95)	0:51.24 [6] (0:12.17)	0:39.07 [7] (0:12.40)	0:26.67 [9] (0:12.64)	0:14.03 [8] (0:14.03)
Average Speed [km/h]	46.3	56.0	55.1	60.3	60.2	59.7	60.5	59.3	58.2	57.0	51.6
Top Speed [km/h]	56.6	56.7	58.2	61.7	61.3	60.9	61.2	60.6	60.0	58.2	54.8
Avg. Dist. to Rail [m]	2.2	3.3	0.8	0.5	0.7	1.6	0.9	0.6	0.7	1.9	0.7
Avg. Stride Freq. [Hz]	2.2	2.2	2.2	2.2	2.2	2.2	2.2	2.2	2.2	2.2	2.1
Avg. Stride Length [m]	5.8	7.1	7.1	7.6	7.7	7.7	7.7	7.6	7.4	7.3	6.8



- [] Ranking at each section and finish
- .-.- No data available at this section
- NA No data available



Horse/Jockey Name	Beckford
Final Rank	10
Fastest Section Time (Section)	0:11.88 (1400m)
Top Speed [km/h] (Section)	62.6 (1600m)
Race State	Finished



Eagle Farm QLD Professional

Race 2: THE GIBSON BENCHMARK 78 Handicap - 2200m

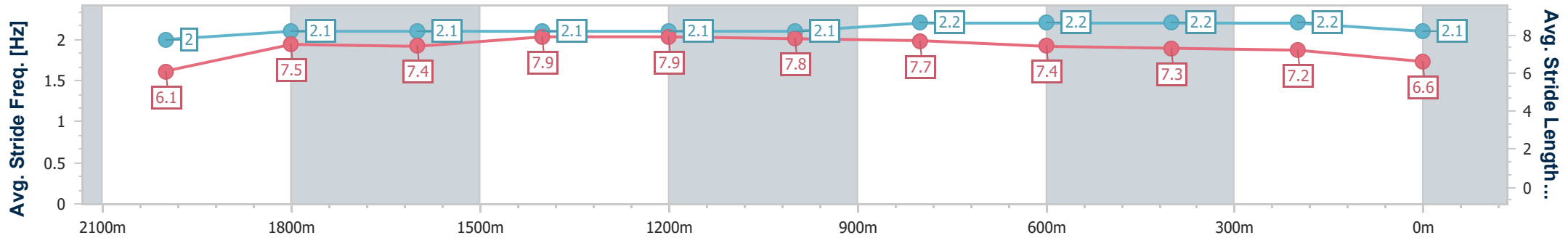
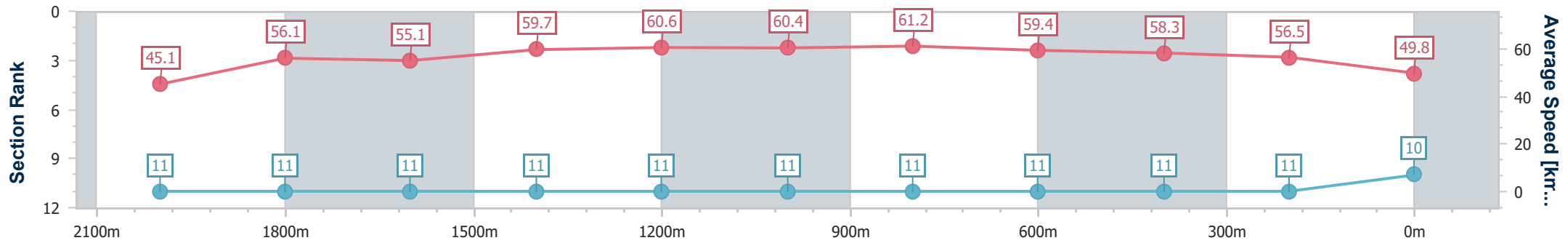
20 July 2024 - 12:34

Track Rating: Good 4, Weather: Fine, Rail Position: +0.5m Entire



BRISBANE RACING CLUB

Section	Overall	2000m	1800m	1600m	1400m	1200m	1000m	800m	600m	400m	200m
Section Times	2:21.63 [10] (0:16.07)	2:05.56 [11] (0:12.87)	1:52.69 [11] (0:13.12)	1:39.57 [11] (0:12.11)	1:27.46 [11] (0:11.88)	1:15.58 [11] (0:11.92)	1:03.66 [11] (0:11.88)	0:51.78 [11] (0:12.14)	0:39.64 [11] (0:12.32)	0:27.32 [11] (0:12.78)	0:14.54 [11] (0:14.54)
Average Speed [km/h]	45.1	56.1	55.1	59.7	60.6	60.4	61.2	59.4	58.3	56.5	49.8
Top Speed [km/h]	55.1	57.3	57.1	62.6	62.3	60.9	61.6	60.6	58.9	58.1	53.8
Avg. Dist. to Rail [m]	7.0	1.0	0.9	1.4	1.4	1.7	1.3	0.6	0.4	2.0	5.0
Avg. Stride Freq. [Hz]	2.0	2.1	2.1	2.1	2.1	2.1	2.2	2.2	2.2	2.2	2.1
Avg. Stride Length [m]	6.1	7.5	7.4	7.9	7.9	7.8	7.7	7.4	7.3	7.2	6.6



- [] Ranking at each section and finish
- .-.- No data available at this section
- NA No data available



Horse/Jockey Name	Fifth Position
Final Rank	11
Fastest Section Time (Section)	0:11.82 (1200m)
Top Speed [km/h] (Section)	62.4 (1200m)
Race State	Finished



Eagle Farm QLD Professional

Race 2: THE GIBSON BENCHMARK 78 Handicap - 2200m

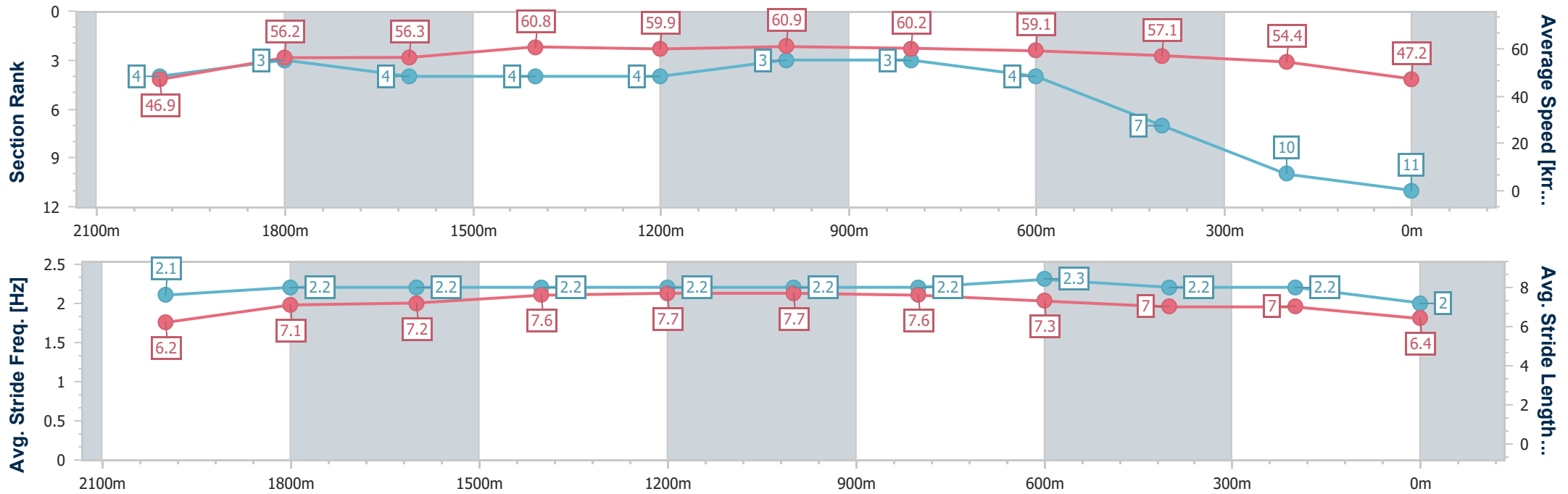
20 July 2024 - 12:34

Track Rating: Good 4, Weather: Fine, Rail Position: +0.5m Entire



BRISBANE RACING CLUB

Section	Overall	2000m	1800m	1600m	1400m	1200m	1000m	800m	600m	400m	200m
Section Times	2:22.04 [11] (0:15.33)	2:06.71 [4] (0:12.66)	1:54.05 [3] (0:12.77)	1:41.28 [4] (0:11.91)	1:29.37 [4] (0:12.07)	1:17.30 [4] (0:11.82)	1:05.48 [3] (0:12.07)	0:53.41 [3] (0:12.27)	0:41.14 [4] (0:12.64)	0:28.50 [7] (0:13.24)	0:15.26 [10] (0:15.26)
Average Speed [km/h]	46.9	56.2	56.3	60.8	59.9	60.9	60.2	59.1	57.1	54.4	47.2
Top Speed [km/h]	59.2	57.3	59.7	61.6	60.9	62.4	60.8	59.7	58.0	55.9	53.3
Avg. Dist. to Rail [m]	2.3	2.1	0.6	1.8	2.0	2.2	2.0	1.7	0.4	1.6	3.7
Avg. Stride Freq. [Hz]	2.1	2.2	2.2	2.2	2.2	2.2	2.2	2.3	2.2	2.2	2.0
Avg. Stride Length [m]	6.2	7.1	7.2	7.6	7.7	7.7	7.6	7.3	7.0	7.0	6.4



- [] Ranking at each section and finish
- .-.- No data available at this section
- NA No data available



Eagle Farm QLD Professional

Race 3: SKY RACING OPEN Handicap - Weights Raised 3kg - 1600m

20 July 2024 - 13:09



BRISBANE
RACING CLUB

Track Rating: Good 4, Weather: Fine, Rail Position: +0.5m Entire

Section		Overall	1400m	1200m	1000m	800m	600m	400m	Last 600m				
Field Times		1:36.02 (0:13.42)	1:22.60 (0:10.57)	1:12.03 (0:10.90)	1:01.13 (0:11.64)	0:49.49 (0:11.78)	0:37.71 (0:11.91)	0:25.80 (0:12.34)	0:37.71				
Rank	TAB Horse/Jockey	Barrier	Top Speed [km/h]	Fastest Section	Distance Travelled [m]								
1	9 A DEEL OF HUMOUR Anthony Allen	5	68.8 1400m	0:10.64 1400m	1:36.02 [1] (0:13.70)	1:22.32 [7] (0:10.64)	1:11.68 [5] (0:11.06)	1:00.62 [5] (0:11.80)	0:48.82 [7] (0:11.69)	0:37.13 [4] (0:11.82)	0:25.31 [5] (0:12.05)	0:37.13	
2	2 ESSONNE Justin Huxtable	4	68.3 1400m	0:10.77 1400m	1:36.16 [2] (0:13.83)	1:22.33 [8] (0:10.77)	1:11.56 [8] (0:11.14)	1:00.42 [8] (0:11.81)	0:48.61 [8] (0:11.77)	0:36.84 [8] (0:11.70)	0:25.14 [7] (0:11.91)	0:36.84	-4
3	4 WITHOUT REVENGE Kyle Wilson-Taylor	9	70.8 1400m	0:10.38 1400m	1:36.22 [3] (0:13.61)	1:22.61 [4] (0:10.38)	1:12.23 [1] (0:10.99)	1:01.24 [2] (0:11.61)	0:49.63 [2] (0:11.74)	0:37.89 [2] (0:11.89)	0:26.00 [1] (0:12.39)	0:37.89	-1
4	6 CINQUE TORRI Cejay Graham	2	68.2 Overall	0:10.73 1400m	1:36.27 [4] (0:13.42)	1:22.85 [1] (0:10.73)	1:12.12 [3] (0:11.02)	1:01.10 [3] (0:11.65)	0:49.45 [3] (0:11.75)	0:37.70 [3] (0:11.91)	0:25.79 [3] (0:12.24)	0:37.70	-4
5	5 SEA RAIDER Damien Thornton	8	70.0 1400m	0:10.57 1400m	1:36.50 [5] (0:13.61)	1:22.89 [4] (0:10.57)	1:12.32 [4] (0:11.07)	1:01.25 [4] (0:11.82)	0:49.43 [4] (0:11.83)	0:37.60 [6] (0:11.77)	0:25.83 [4] (0:12.26)	0:37.60	+1
6	8 HE'S HEAVEN Samantha Collett	7	68.8 1400m	0:10.53 1400m	1:36.54 [6] (0:13.46)	1:23.08 [2] (0:10.53)	1:12.55 [2] (0:10.90)	1:01.65 [1] (0:11.64)	0:50.01 [1] (0:11.78)	0:38.23 [1] (0:11.92)	0:26.31 [2] (0:12.33)	0:38.23	-3
7	3 JETTY Robbie Dolan	3	68.7 Overall	0:10.76 1400m	1:36.65 [7] (0:13.58)	1:23.07 [3] (0:10.76)	1:12.31 [6] (0:11.08)	1:01.23 [6] (0:11.75)	0:49.48 [6] (0:11.72)	0:37.76 [5] (0:11.83)	0:25.93 [6] (0:12.22)	0:37.76	-3
8	1 STEELY James Orman	1	68.8 1400m	0:10.70 1400m	1:37.24 [8] (0:13.70)	1:23.54 [6] (0:10.70)	1:12.84 [7] (0:11.07)	1:01.77 [7] (0:11.65)	0:50.12 [5] (0:11.79)	0:38.33 [7] (0:12.11)	0:26.22 [8] (0:12.38)	0:38.33	-5

Scratched: Bold Bourbon (#7)

[] Ranking at each section and finish
 -:-:- No data available at this section
 NA No data available

SCN Saddle cloth number
 DNF Did not finish
 DNT Did not track



Eagle Farm QLD Professional

Race 3: SKY RACING OPEN Handicap - Weights Raised 3kg - 1600m

20 July 2024 - 13:09



BRISBANE
RACING CLUB

Track Rating: Good 4, Weather: Fine, Rail Position: +0.5m Entire

Section							200m			Last 600m
Field Times							0:13.46			0:37.71
							(0:13.46)			
Rank	TAB	Horse/Jockey	Barrier	Top Speed [km/h]	Fastest Section	Margin			Distance Travelled [m]	
1	9	A DEEL OF HUMOUR Anthony Allen	5	68.8 1400m	0:10.64 1400m	0:13.26 [4] (0:13.26)	1:36.02			0:37.13
2	2	ESSONNE Justin Huxtable	4	68.3 1400m	0:10.77 1400m	0:13.23 [6] (0:13.23)	0.79L			0:36.84 -4
3	4	WITHOUT REVENGE Kyle Wilson-Taylor	9	70.8 1400m	0:10.38 1400m	0:13.61 [2] (0:13.61)	1.2L			0:37.89 -1
4	6	CINQUE TORRI Cejay Graham	2	68.2 Overall	0:10.73 1400m	0:13.55 [3] (0:13.55)	1.45L			0:37.70 -4
5	5	SEA RAIDER Damien Thornton	8	70.0 1400m	0:10.57 1400m	0:13.57 [5] (0:13.57)	2.84L			0:37.60 +1
6	8	HE'S HEAVEN Samantha Collett	7	68.8 1400m	0:10.53 1400m	0:13.98 [1] (0:13.98)	3.08L			0:38.23 -3
7	3	JETTY Robbie Dolan	3	68.7 Overall	0:10.76 1400m	0:13.71 [7] (0:13.71)	3.69L			0:37.76 -3
8	1	STEELY James Orman	1	68.8 1400m	0:10.70 1400m	0:13.84 [8] (0:13.84)	7.16L			0:38.33 -5

Scratched: Bold Bourbon (#7)



Horse/Jockey Name	A Deel Of Humour
Final Rank	1
Fastest Section Time (Section)	0:10.64 (1400m)
Top Speed [km/h] (Section)	68.8 (1400m)
Race State	Finished



Eagle Farm QLD Professional
Race 3: SKY RACING OPEN Handicap - Weights Raised 3kg - 1600m

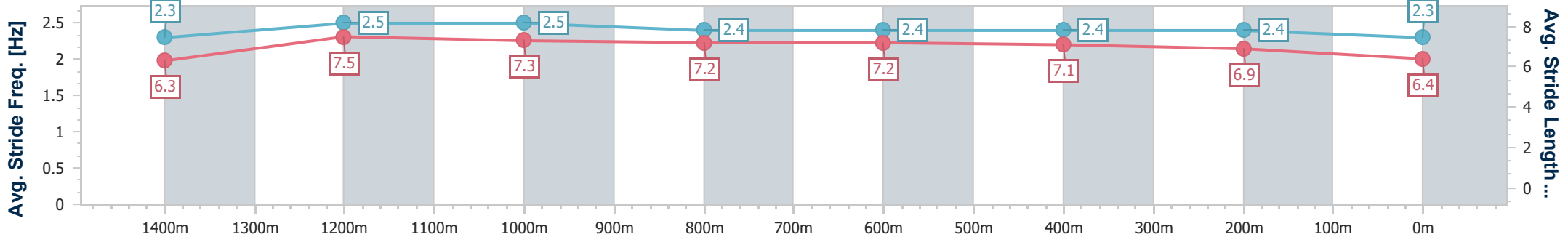
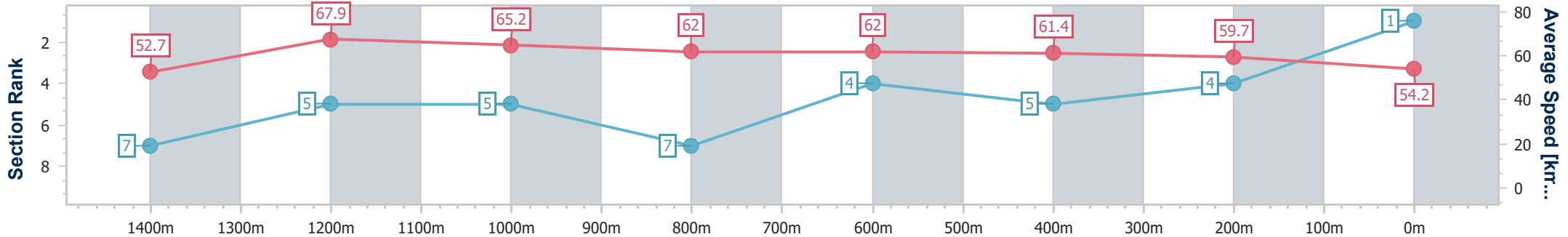


20 July 2024 - 13:09

BRISBANE RACING CLUB

Track Rating: Good 4, Weather: Fine, Rail Position: +0.5m Entire

Section	Overall	1400m	1200m	1000m	800m	600m	400m	200m
Section Times	1:36.02 [1] (0:13.70)	1:22.32 [7] (0:10.64)	1:11.68 [5] (0:11.06)	1:00.62 [5] (0:11.80)	0:48.82 [7] (0:11.69)	0:37.13 [4] (0:11.82)	0:25.31 [5] (0:12.05)	0:13.26 [4] (0:13.26)
Average Speed [km/h]	52.7	67.9	65.2	62.0	62.0	61.4	59.7	54.2
Top Speed [km/h]	66.4	68.8	67.0	63.1	63.0	62.8	61.6	57.4
Avg. Dist. to Rail [m]	9.9	4.1	4.3	3.1	1.3	1.0	5.1	5.5
Avg. Stride Freq. [Hz]	2.3	2.5	2.5	2.4	2.4	2.4	2.4	2.3
Avg. Stride Length [m]	6.3	7.5	7.3	7.2	7.2	7.1	6.9	6.4



- [] Ranking at each section and finish
- .-.- No data available at this section
- NA No data available



Horse/Jockey Name	Essonne
Final Rank	2
Fastest Section Time (Section)	0:10.77 (1400m)
Top Speed [km/h] (Section)	68.3 (1400m)
Race State	Finished



Eagle Farm QLD Professional
Race 3: SKY RACING OPEN Handicap - Weights Raised 3kg - 1600m

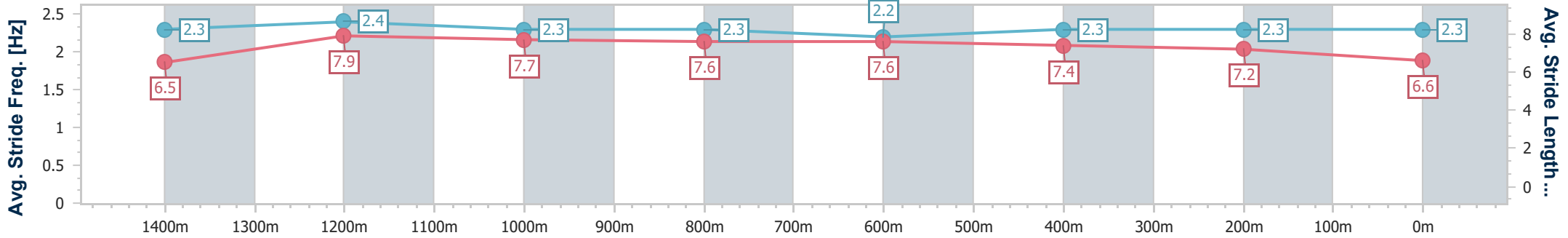
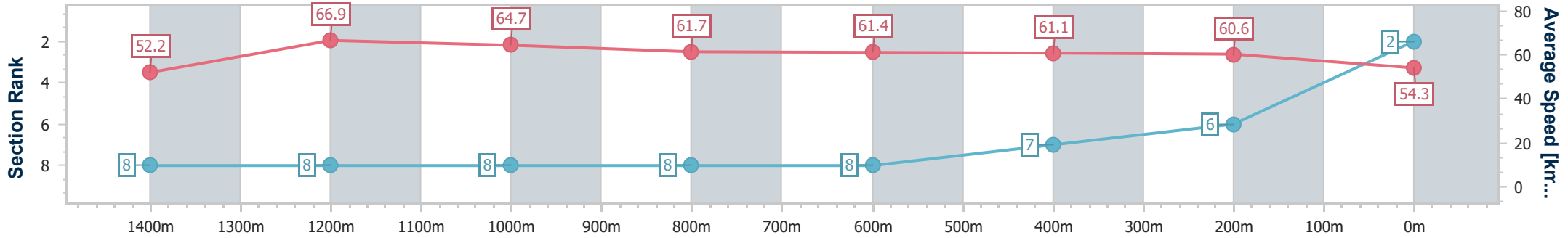


20 July 2024 - 13:09

BRISBANE RACING CLUB

Track Rating: Good 4, Weather: Fine, Rail Position: +0.5m Entire

Section	Overall	1400m	1200m	1000m	800m	600m	400m	200m
Section Times	1:36.16 [2] (0:13.83)	1:22.33 [8] (0:10.77)	1:11.56 [8] (0:11.14)	1:00.42 [8] (0:11.81)	0:48.61 [8] (0:11.77)	0:36.84 [8] (0:11.70)	0:25.14 [7] (0:11.91)	0:13.23 [6] (0:13.23)
Average Speed [km/h]	52.2	66.9	64.7	61.7	61.4	61.1	60.6	54.3
Top Speed [km/h]	67.4	68.3	66.3	63.0	63.0	62.4	62.4	58.8
Avg. Dist. to Rail [m]	8.3	2.6	3.6	2.2	0.5	0.9	3.2	3.1
Avg. Stride Freq. [Hz]	2.3	2.4	2.3	2.3	2.2	2.3	2.3	2.3
Avg. Stride Length [m]	6.5	7.9	7.7	7.6	7.6	7.4	7.2	6.6



- [] Ranking at each section and finish
- .-.- No data available at this section
- NA No data available



Horse/Jockey Name	Without Revenge
Final Rank	3
Fastest Section Time (Section)	0:10.38 (1400m)
Top Speed [km/h] (Section)	70.8 (1400m)
Race State	Finished



Eagle Farm QLD Professional
Race 3: SKY RACING OPEN Handicap - Weights Raised 3kg - 1600m

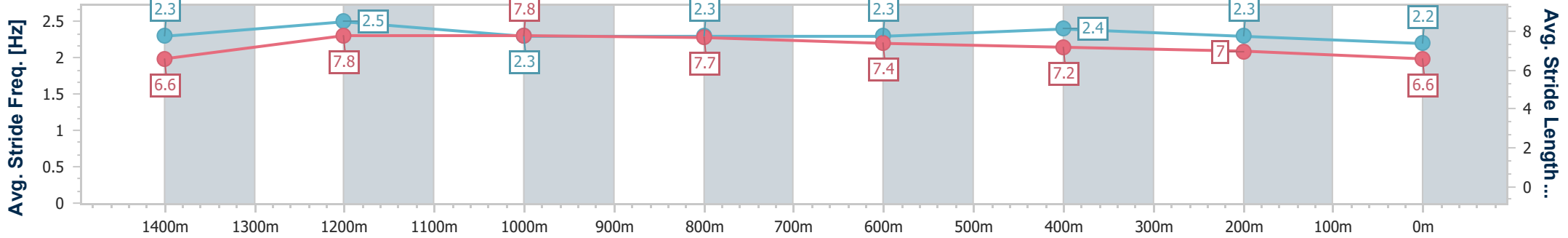
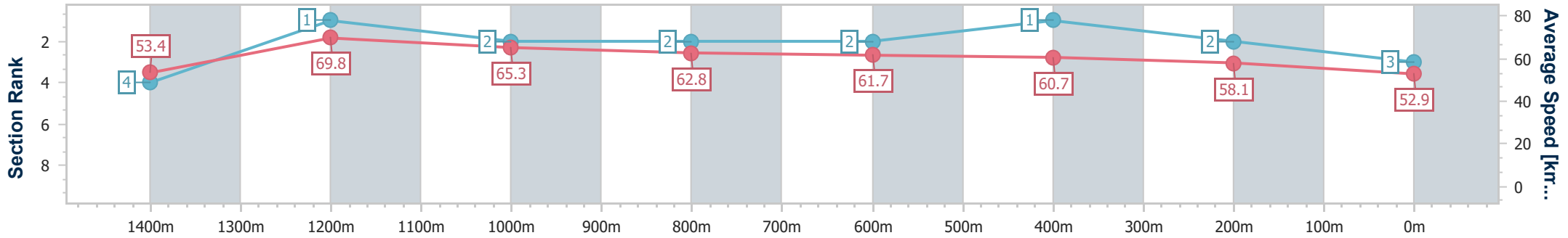


20 July 2024 - 13:09

BRISBANE RACING CLUB

Track Rating: Good 4, Weather: Fine, Rail Position: +0.5m Entire

Section	Overall	1400m	1200m	1000m	800m	600m	400m	200m
Section Times	1:36.22 [3] (0:13.61)	1:22.61 [4] (0:10.38)	1:12.23 [1] (0:10.99)	1:01.24 [2] (0:11.61)	0:49.63 [2] (0:11.74)	0:37.89 [2] (0:11.89)	0:26.00 [1] (0:12.39)	0:13.61 [2] (0:13.61)
Average Speed [km/h]	53.4	69.8	65.3	62.8	61.7	60.7	58.1	52.9
Top Speed [km/h]	68.8	70.8	68.7	63.2	62.5	62.1	59.9	54.9
Avg. Dist. to Rail [m]	13.7	7.4	3.9	1.9	0.9	0.7	3.4	2.9
Avg. Stride Freq. [Hz]	2.3	2.5	2.3	2.3	2.3	2.4	2.3	2.2
Avg. Stride Length [m]	6.6	7.8	7.8	7.7	7.4	7.2	7.0	6.6



- [] Ranking at each section and finish
- .-.- No data available at this section
- NA No data available



Horse/Jockey Name	Cinque Torri
Final Rank	4
Fastest Section Time (Section)	0:10.73 (1400m)
Top Speed [km/h] (Section)	68.2 (Overall)
Race State	Finished



Eagle Farm QLD Professional
Race 3: SKY RACING OPEN Handicap - Weights Raised 3kg - 1600m

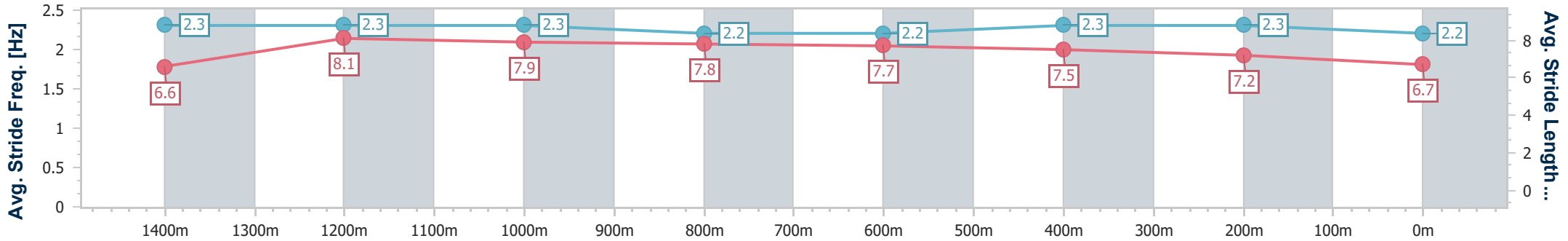
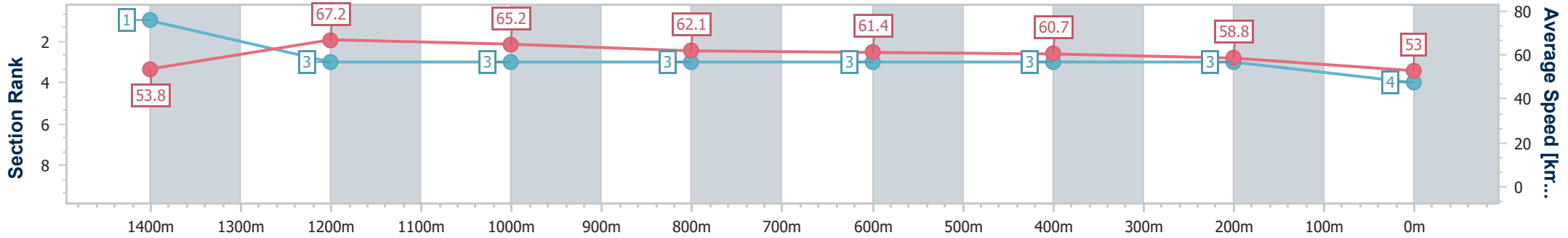


20 July 2024 - 13:09

BRISBANE RACING CLUB

Track Rating: Good 4, Weather: Fine, Rail Position: +0.5m Entire

Section	Overall	1400m	1200m	1000m	800m	600m	400m	200m
Section Times	1:36.27 [4] (0:13.42)	1:22.85 [1] (0:10.73)	1:12.12 [3] (0:11.02)	1:01.10 [3] (0:11.65)	0:49.45 [3] (0:11.75)	0:37.70 [3] (0:11.91)	0:25.79 [3] (0:12.24)	0:13.55 [3] (0:13.55)
Average Speed [km/h]	53.8	67.2	65.2	62.1	61.4	60.7	58.8	53.0
Top Speed [km/h]	68.2	68.1	67.1	64.2	61.9	61.5	60.3	55.9
Avg. Dist. to Rail [m]	6.4	1.0	1.5	1.3	0.4	0.6	3.2	3.9
Avg. Stride Freq. [Hz]	2.3	2.3	2.3	2.2	2.2	2.3	2.3	2.2
Avg. Stride Length [m]	6.6	8.1	7.9	7.8	7.7	7.5	7.2	6.7



- [] Ranking at each section and finish
- .-.- No data available at this section
- NA No data available



Horse/Jockey Name	Sea Raider
Final Rank	5
Fastest Section Time (Section)	0:10.57 (1400m)
Top Speed [km/h] (Section)	70.0 (1400m)
Race State	Finished



Eagle Farm QLD Professional
Race 3: SKY RACING OPEN Handicap - Weights Raised 3kg - 1600m

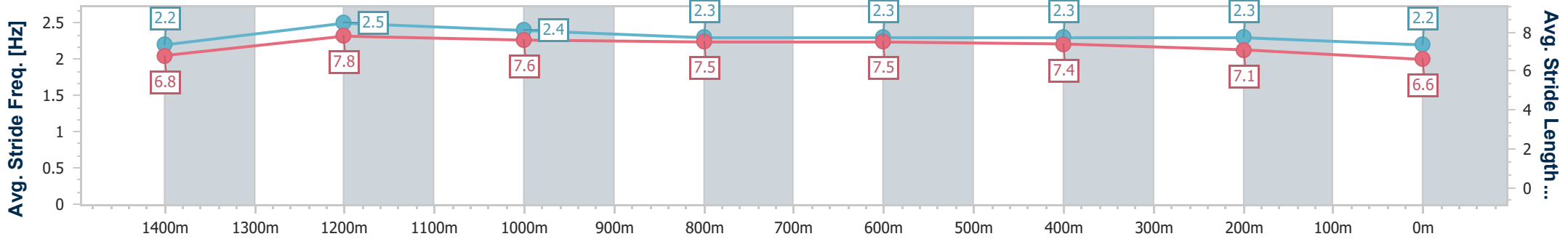
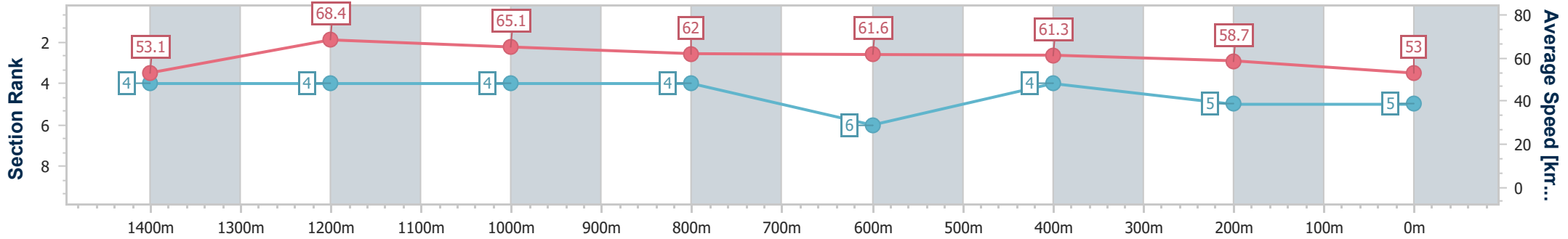


20 July 2024 - 13:09

BRISBANE RACING CLUB

Track Rating: Good 4, Weather: Fine, Rail Position: +0.5m Entire

Section	Overall	1400m	1200m	1000m	800m	600m	400m	200m
Section Times	1:36.50 [5] (0:13.61)	1:22.89 [4] (0:10.57)	1:12.32 [4] (0:11.07)	1:01.25 [4] (0:11.82)	0:49.43 [4] (0:11.83)	0:37.60 [6] (0:11.77)	0:25.83 [4] (0:12.26)	0:13.57 [5] (0:13.57)
Average Speed [km/h]	53.1	68.4	65.1	62.0	61.6	61.3	58.7	53.0
Top Speed [km/h]	67.3	70.0	68.3	63.1	62.5	62.1	60.7	55.5
Avg. Dist. to Rail [m]	12.1	6.4	3.7	3.5	2.1	0.7	4.5	4.4
Avg. Stride Freq. [Hz]	2.2	2.5	2.4	2.3	2.3	2.3	2.3	2.2
Avg. Stride Length [m]	6.8	7.8	7.6	7.5	7.5	7.4	7.1	6.6



- [] Ranking at each section and finish
- .-.- No data available at this section
- NA No data available



Horse/Jockey Name	He's Heaven
Final Rank	6
Fastest Section Time (Section)	0:10.53 (1400m)
Top Speed [km/h] (Section)	68.8 (1400m)
Race State	Finished



Eagle Farm QLD Professional
Race 3: SKY RACING OPEN Handicap - Weights Raised 3kg - 1600m

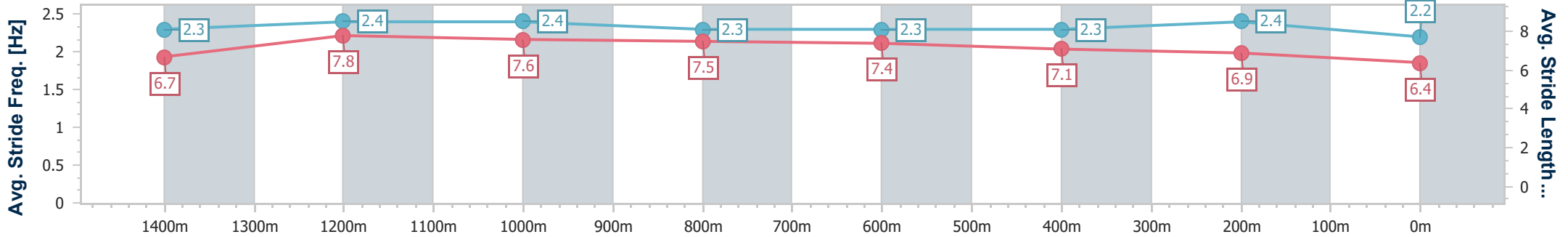
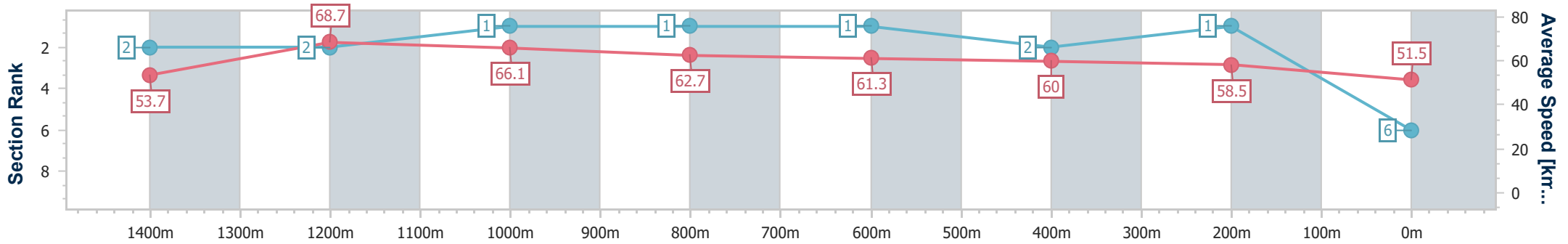


20 July 2024 - 13:09

BRISBANE RACING CLUB

Track Rating: Good 4, Weather: Fine, Rail Position: +0.5m Entire

Section	Overall	1400m	1200m	1000m	800m	600m	400m	200m
Section Times	1:36.54 [6] (0:13.46)	1:23.08 [2] (0:10.53)	1:12.55 [2] (0:10.90)	1:01.65 [1] (0:11.64)	0:50.01 [1] (0:11.78)	0:38.23 [1] (0:11.92)	0:26.31 [2] (0:12.33)	0:13.98 [1] (0:13.98)
Average Speed [km/h]	53.7	68.7	66.1	62.7	61.3	60.0	58.5	51.5
Top Speed [km/h]	68.4	68.8	68.7	63.2	62.0	61.3	60.2	55.0
Avg. Dist. to Rail [m]	11.4	4.0	2.3	2.6	1.0	0.9	2.1	1.3
Avg. Stride Freq. [Hz]	2.3	2.4	2.4	2.3	2.3	2.3	2.4	2.2
Avg. Stride Length [m]	6.7	7.8	7.6	7.5	7.4	7.1	6.9	6.4



- [] Ranking at each section and finish
- .-.- No data available at this section
- NA No data available



Horse/Jockey Name	Jetty
Final Rank	7
Fastest Section Time (Section)	0:10.76 (1400m)
Top Speed [km/h] (Section)	68.7 (Overall)
Race State	Finished



Eagle Farm QLD Professional
Race 3: SKY RACING OPEN Handicap - Weights Raised 3kg - 1600m

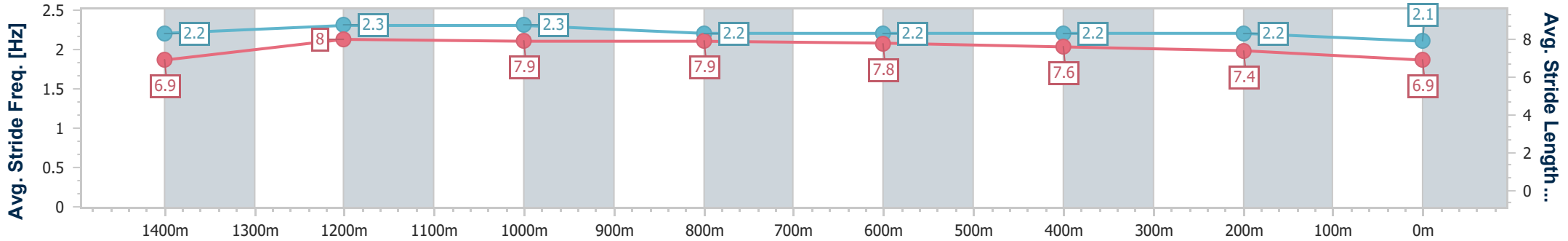
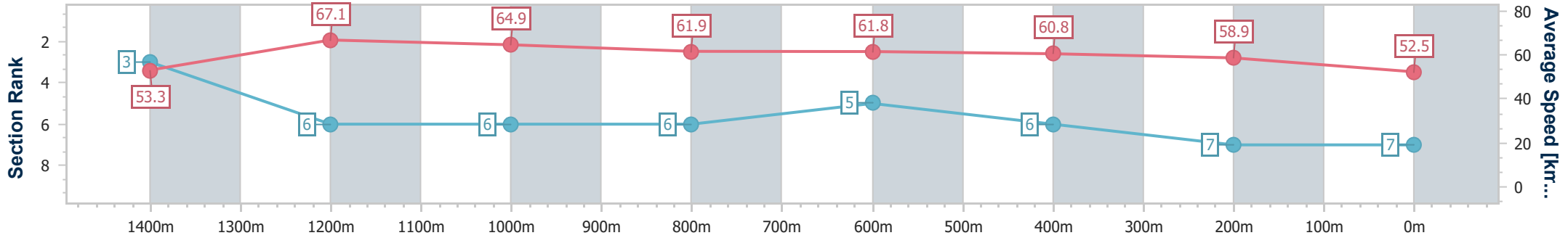


20 July 2024 - 13:09

BRISBANE RACING CLUB

Track Rating: Good 4, Weather: Fine, Rail Position: +0.5m Entire

Section	Overall	1400m	1200m	1000m	800m	600m	400m	200m
Section Times	1:36.65 [7] (0:13.58)	1:23.07 [3] (0:10.76)	1:12.31 [6] (0:11.08)	1:01.23 [6] (0:11.75)	0:49.48 [6] (0:11.72)	0:37.76 [5] (0:11.83)	0:25.93 [6] (0:12.22)	0:13.71 [7] (0:13.71)
Average Speed [km/h]	53.3	67.1	64.9	61.9	61.8	60.8	58.9	52.5
Top Speed [km/h]	68.7	68.7	67.0	63.3	62.8	62.2	60.7	55.8
Avg. Dist. to Rail [m]	8.2	2.7	3.3	2.0	0.7	0.4	1.5	0.4
Avg. Stride Freq. [Hz]	2.2	2.3	2.3	2.2	2.2	2.2	2.2	2.1
Avg. Stride Length [m]	6.9	8.0	7.9	7.9	7.8	7.6	7.4	6.9



- [] Ranking at each section and finish
- .-.- No data available at this section
- NA No data available



Horse/Jockey Name	Steely
Final Rank	8
Fastest Section Time (Section)	0:10.70 (1400m)
Top Speed [km/h] (Section)	68.8 (1400m)
Race State	Finished



Eagle Farm QLD Professional
Race 3: SKY RACING OPEN Handicap - Weights Raised 3kg - 1600m

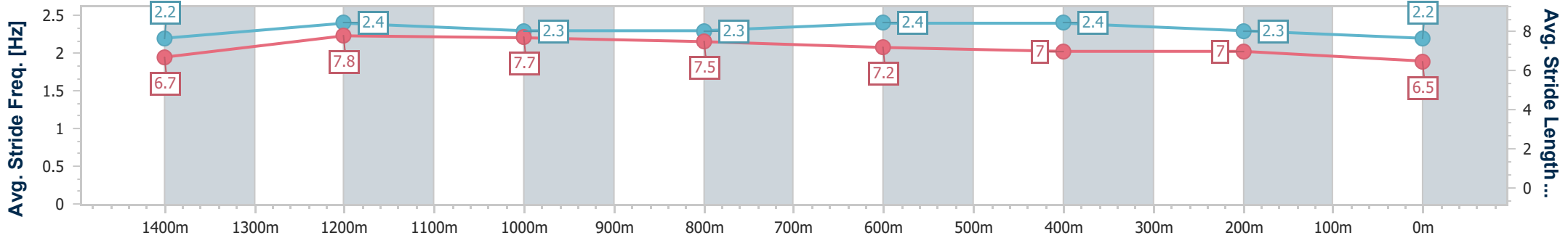
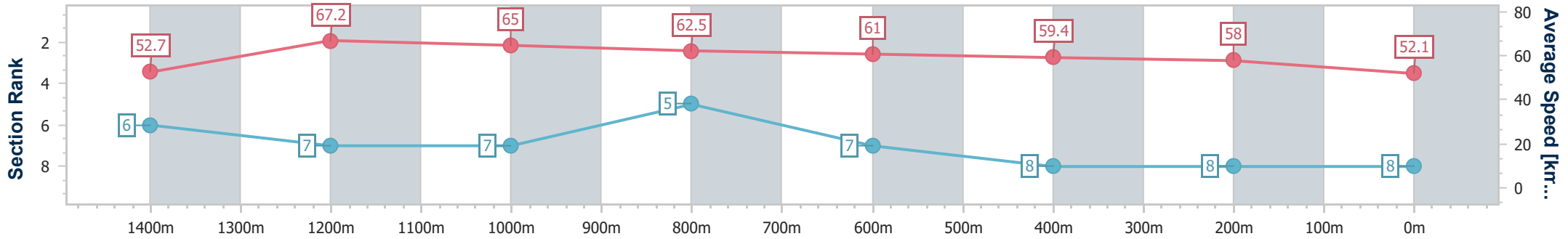


20 July 2024 - 13:09

BRISBANE RACING CLUB

Track Rating: Good 4, Weather: Fine, Rail Position: +0.5m Entire

Section	Overall	1400m	1200m	1000m	800m	600m	400m	200m
Section Times	1:37.24 [8] (0:13.70)	1:23.54 [6] (0:10.70)	1:12.84 [7] (0:11.07)	1:01.77 [7] (0:11.65)	0:50.12 [5] (0:11.79)	0:38.33 [7] (0:12.11)	0:26.22 [8] (0:12.38)	0:13.84 [8] (0:13.84)
Average Speed [km/h]	52.7	67.2	65.0	62.5	61.0	59.4	58.0	52.1
Top Speed [km/h]	68.3	68.8	66.4	63.5	62.5	61.3	59.3	56.1
Avg. Dist. to Rail [m]	5.8	0.9	1.4	1.7	0.8	1.1	0.4	2.0
Avg. Stride Freq. [Hz]	2.2	2.4	2.3	2.3	2.4	2.4	2.3	2.2
Avg. Stride Length [m]	6.7	7.8	7.7	7.5	7.2	7.0	7.0	6.5



- [] Ranking at each section and finish
- .-.- No data available at this section
- NA No data available



Eagle Farm QLD Professional

Race 4: MEKKA RACEDAY 17 AUGUST QTIS Two-Year-Old Handicap - 1200m

20 July 2024 - 13:45



BRISBANE
RACING CLUB

Track Rating: Good 4, Weather: Fine, Rail Position: +0.5m Entire

Section		Overall	1000m	800m	600m	400m	200m	Last 600m					
Field Times		1:11.53 (0:12.98)	0:58.55 (0:10.88)	0:47.67 (0:11.49)	0:36.18 (0:11.79)	0:24.39 (0:11.64)	0:12.75 (0:12.75)	0:36.18					
Rank	TAB Horse/Jockey	Barrier	Top Speed [km/h]	Fastest Section						Margin	Distance Travelled [m]		
1	1 ASTAPOR Justin Stanley	16	71.0	0:10.88	1:11.53 [1] (0:12.98)	0:58.55 [1] (0:10.88)	0:47.67 [1] (0:11.49)	0:36.18 [1] (0:11.79)	0:24.39 [1] (0:11.64)	0:12.75 [1] (0:12.75)	1:11.53	0:36.18	
2	5 STAR AMBITION James Orman	2	69.5	0:11.04	1:11.89 [2] (0:13.27)	0:58.62 [4] (0:11.04)	0:47.58 [4] (0:11.64)	0:35.94 [6] (0:11.60)	0:24.34 [5] (0:11.32)	0:13.02 [2] (0:13.02)	2.12L	0:35.94	+3
3	11 SURPRISE HONEY Angela Jones	1	68.8	0:10.93	1:11.93 [3] (0:13.17)	0:58.76 [2] (0:10.93)	0:47.83 [3] (0:11.60)	0:36.23 [3] (0:11.74)	0:24.49 [3] (0:11.60)	0:12.89 [4] (0:12.89)	2.35L	0:36.23	+2
4	6 TORO STRIKE Nikita Beriman	7	68.8	0:11.10	1:12.03 [4] (0:13.27)	0:58.76 [4] (0:11.10)	0:47.66 [5] (0:11.49)	0:36.17 [4] (0:11.68)	0:24.49 [4] (0:11.66)	0:12.83 [6] (0:12.83)	2.95L	0:36.17	+7
5	4 SIBELIUS Damien Thornton	8	67.0	0:10.97	1:12.04 [5] (0:13.49)	0:58.55 [6] (0:10.97)	0:47.58 [6] (0:11.47)	0:36.11 [5] (0:11.76)	0:24.35 [6] (0:11.47)	0:12.88 [5] (0:12.88)	3.01L	0:36.11	-1
6	8 HOFFMAN Robbie Dolan	4	67.6	0:10.99	1:12.06 [6] (0:13.91)	0:58.15 [9] (0:10.99)	0:47.16 [9] (0:11.37)	0:35.79 [8] (0:11.76)	0:24.03 [8] (0:11.39)	0:12.64 [8] (0:12.64)	3.12L	0:35.79	-1
7	10 RIVER ROGUE Tahlia Fenlon	15	67.4	0:10.95	1:12.10 [7] (0:13.64)	0:58.46 [7] (0:10.95)	0:47.51 [7] (0:11.50)	0:36.01 [7] (0:11.67)	0:24.34 [7] (0:11.58)	0:12.76 [7] (0:12.76)	3.32L	0:36.01	+4
8	12 TAKE A BOW Emily Lang	3	70.9	0:10.72	1:12.11 [8] (0:13.23)	0:58.88 [3] (0:10.72)	0:48.16 [2] (0:11.58)	0:36.58 [2] (0:11.80)	0:24.78 [2] (0:11.66)	0:13.12 [3] (0:13.12)	3.39L	0:36.58	+1
9	13 BLACK ASSASSIN Cejay Graham	12	68.1	0:10.96	1:12.36 [9] (0:14.15)	0:58.21 [11] (0:10.96)	0:47.25 [11] (0:11.35)	0:35.90 [11] (0:11.69)	0:24.21 [9] (0:11.59)	0:12.62 [10] (0:12.62)	4.87L	0:35.90	+6
10	15 MISHY Samantha Collett	10	68.0	0:10.89	1:12.37 [10] (0:14.40)	0:57.97 [12] (0:10.89)	0:47.08 [12] (0:11.35)	0:35.73 [12] (0:11.70)	0:24.03 [12] (0:11.39)	0:12.64 [9] (0:12.64)	4.93L	0:35.73	+3

Scratched: Mythbusta (#16), King Spirit (#9), Matisse (#2), Sujeed (#3)

Report Created: Sat 20 July 2024 14:06 GMT+10 (Note: Timing is based on position data)

Page 1/14

[] Ranking at each section and finish
 -:-:- No data available at this section
 NA No data available
 SCN Saddle cloth number
 DNF Did not finish
 DNT Did not track

data processed by TRIPLESDATA



Eagle Farm QLD Professional
Race 4: MEKKA RACEDAY 17 AUGUST QTIS Two-Year-Old Handicap - 1200m
20 July 2024 - 13:45



Track Rating: Good 4, Weather: Fine, Rail Position: +0.5m Entire

Section		Overall	1000m	800m	600m	400m	200m	Last 600m					
Field Times		1:11.53 (0:12.98)	0:58.55 (0:10.88)	0:47.67 (0:11.49)	0:36.18 (0:11.79)	0:24.39 (0:11.64)	0:12.75 (0:12.75)	0:36.18					
Rank	TAB Horse/Jockey	Barrier	Top Speed [km/h]	Fastest Section	Margin							Distance Travelled [m]	
11	14 MADAME LEXIS Ron Stewart	5	67.2 1000m	0:11.09 1000m	1:12.62 [11] (0:13.71)	0:58.91 [8] (0:11.09)	0:47.82 [8] (0:11.51)	0:36.31 [9] (0:12.00)	0:24.31 [11] (0:11.71)	0:12.60 [11] (0:12.60)	6.38L	0:36.31	+6
12	7 BOLSHEVIC ROAD Jag Guthmann-Chester	9	68.2 Overall	0:10.95 1000m	1:12.88 [12] (0:14.14)	0:58.74 [10] (0:10.95)	0:47.79 [10] (0:11.29)	0:36.50 [10] (0:11.85)	0:24.65 [10] (0:11.87)	0:12.78 [12] (0:12.78)	7.96L	0:36.50	-3

Scratched: Mythbusta (#16), King Spirit (#9), Matisse (#2), Sujeed (#3)

[] Ranking at each section and finish
 -:-:- No data available at this section
 NA No data available

SCN Saddle cloth number
 DNF Did not finish
 DNT Did not track



Horse/Jockey Name	Astapor
Final Rank	1
Fastest Section Time (Section)	0:10.88 (1000m)
Top Speed [km/h] (Section)	71.0 (Overall)
Race State	Finished



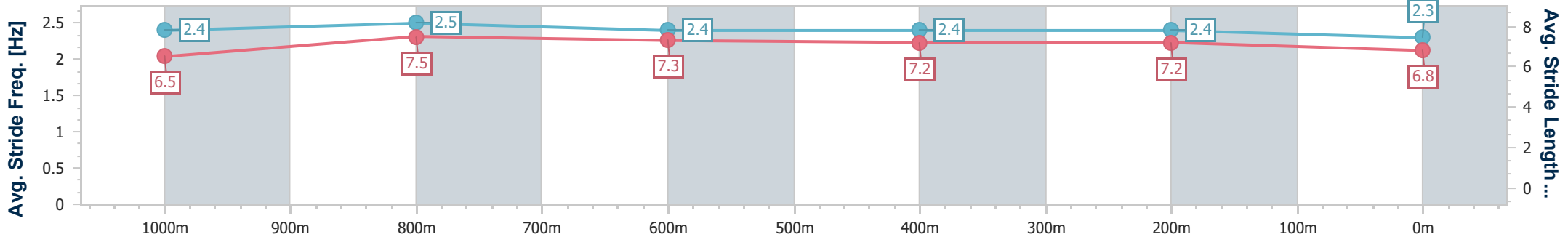
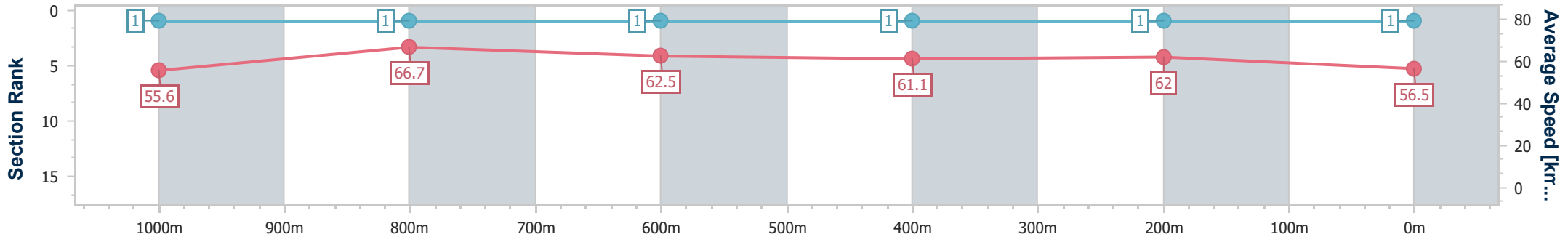
Eagle Farm QLD Professional
 Race 4: MEKKA RACEDAY 17 AUGUST QTIS Two-Year-Old Handicap - 1200m
 20 July 2024 - 13:45



BRISBANE RACING CLUB

Track Rating: Good 4, Weather: Fine, Rail Position: +0.5m Entire

Section	Overall	1000m	800m	600m	400m	200m
Section Times	1:11.53 [1] (0:12.98)	0:58.55 [1] (0:10.88)	0:47.67 [1] (0:11.49)	0:36.18 [1] (0:11.79)	0:24.39 [1] (0:11.64)	0:12.75 [1] (0:12.75)
Average Speed [km/h]	55.6	66.7	62.5	61.1	62.0	56.5
Top Speed [km/h]	71.0	70.0	65.3	62.3	63.1	60.5
Avg. Dist. to Rail [m]	7.8	1.9	0.6	1.1	3.4	1.6
Avg. Stride Freq. [Hz]	2.4	2.5	2.4	2.4	2.4	2.3
Avg. Stride Length [m]	6.5	7.5	7.3	7.2	7.2	6.8



- [] Ranking at each section and finish
- .-.- No data available at this section
- NA No data available



Horse/Jockey Name	Star Ambition
Final Rank	2
Fastest Section Time (Section)	0:11.04 (1000m)
Top Speed [km/h] (Section)	69.5 (Overall)
Race State	Finished



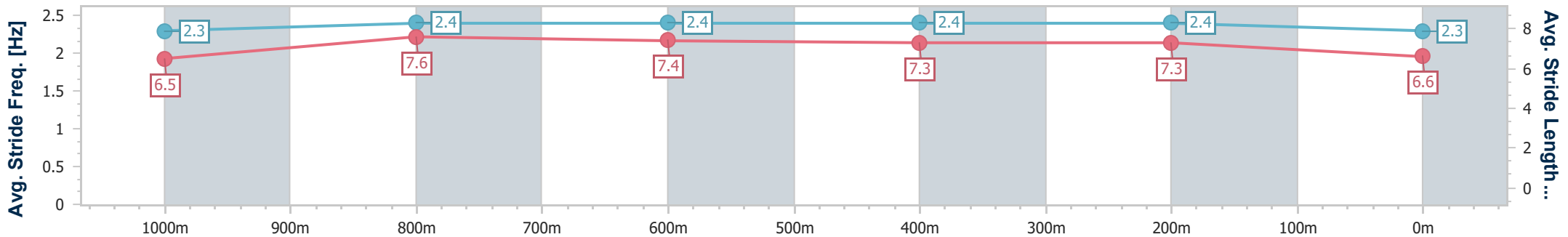
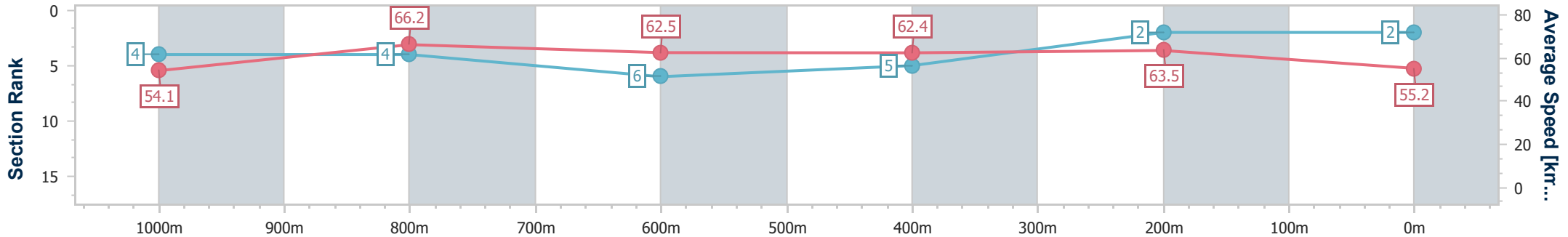
Eagle Farm QLD Professional
 Race 4: MEKKA RACEDAY 17 AUGUST QTIS Two-Year-Old Handicap - 1200m
 20 July 2024 - 13:45



BRISBANE RACING CLUB

Track Rating: Good 4, Weather: Fine, Rail Position: +0.5m Entire

Section	Overall	1000m	800m	600m	400m	200m
Section Times	1:11.89 [2] (0:13.27)	0:58.62 [4] (0:11.04)	0:47.58 [4] (0:11.64)	0:35.94 [6] (0:11.60)	0:24.34 [5] (0:11.32)	0:13.02 [2] (0:13.02)
Average Speed [km/h]	54.1	66.2	62.5	62.4	63.5	55.2
Top Speed [km/h]	69.5	68.5	66.4	64.5	65.2	60.8
Avg. Dist. to Rail [m]	2.3	2.7	1.8	0.8	3.2	4.1
Avg. Stride Freq. [Hz]	2.3	2.4	2.4	2.4	2.4	2.3
Avg. Stride Length [m]	6.5	7.6	7.4	7.3	7.3	6.6



- [] Ranking at each section and finish
- .-.- No data available at this section
- NA No data available



Horse/Jockey Name	Surprise Honey
Final Rank	3
Fastest Section Time (Section)	0:10.93 (1000m)
Top Speed [km/h] (Section)	68.8 (Overall)
Race State	Finished



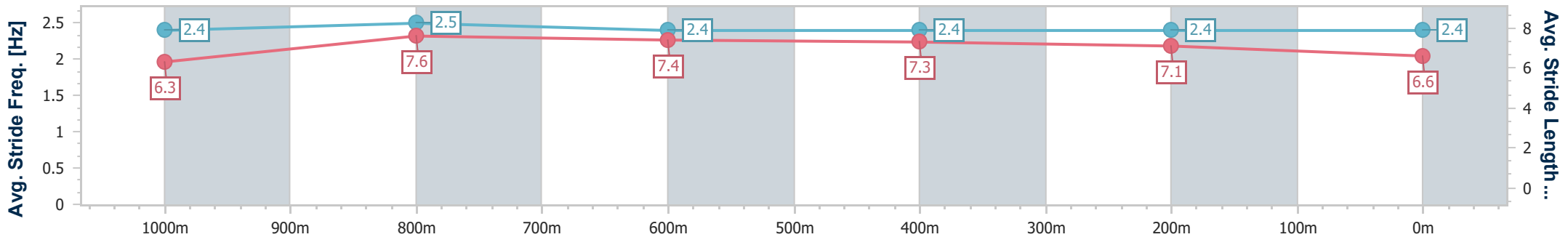
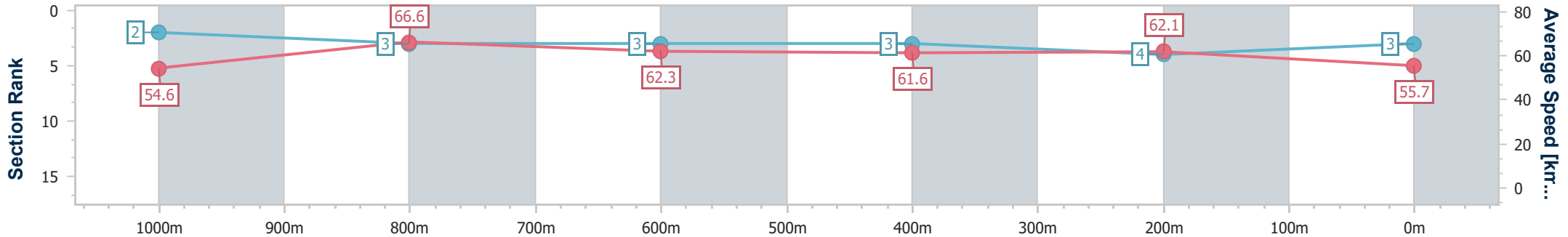
Eagle Farm QLD Professional
 Race 4: MEKKA RACEDAY 17 AUGUST QTIS Two-Year-Old Handicap - 1200m
 20 July 2024 - 13:45



BRISBANE RACING CLUB

Track Rating: Good 4, Weather: Fine, Rail Position: +0.5m Entire

Section	Overall	1000m	800m	600m	400m	200m
Section Times	1:11.93 [3] (0:13.17)	0:58.76 [2] (0:10.93)	0:47.83 [3] (0:11.60)	0:36.23 [3] (0:11.74)	0:24.49 [3] (0:11.60)	0:12.89 [4] (0:12.89)
Average Speed [km/h]	54.6	66.6	62.3	61.6	62.1	55.7
Top Speed [km/h]	68.8	68.8	64.4	62.7	63.4	59.3
Avg. Dist. to Rail [m]	0.6	1.7	1.2	1.0	1.3	1.7
Avg. Stride Freq. [Hz]	2.4	2.5	2.4	2.4	2.4	2.4
Avg. Stride Length [m]	6.3	7.6	7.4	7.3	7.1	6.6



- [] Ranking at each section and finish
- .-.- No data available at this section
- NA No data available



Horse/Jockey Name	Toro Strike
Final Rank	4
Fastest Section Time (Section)	0:11.10 (1000m)
Top Speed [km/h] (Section)	68.8 (Overall)
Race State	Finished



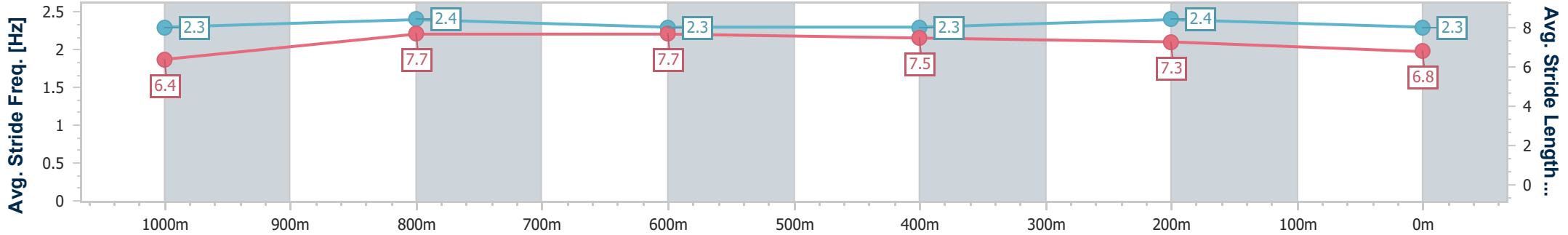
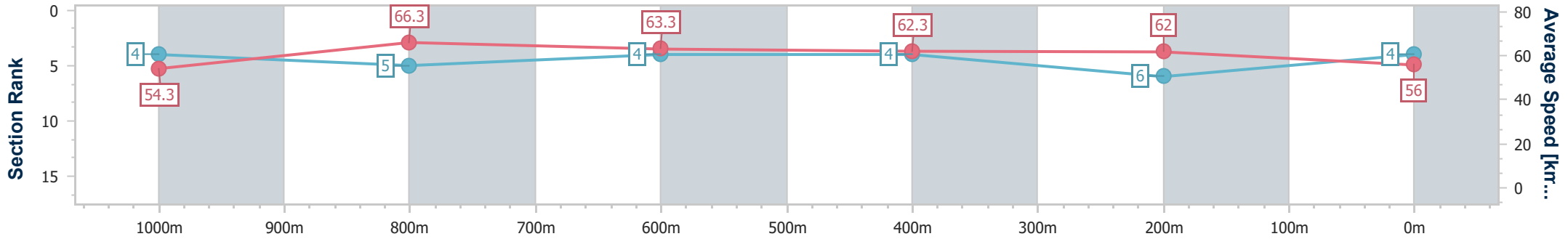
Eagle Farm QLD Professional
 Race 4: MEKKA RACEDAY 17 AUGUST QTIS Two-Year-Old Handicap - 1200m
 20 July 2024 - 13:45



BRISBANE RACING CLUB

Track Rating: Good 4, Weather: Fine, Rail Position: +0.5m Entire

Section	Overall	1000m	800m	600m	400m	200m
Section Times	1:12.03 [4] (0:13.27)	0:58.76 [4] (0:11.10)	0:47.66 [5] (0:11.49)	0:36.17 [4] (0:11.68)	0:24.49 [4] (0:11.66)	0:12.83 [6] (0:12.83)
Average Speed [km/h]	54.3	66.3	63.3	62.3	62.0	56.0
Top Speed [km/h]	68.8	67.7	65.4	63.1	63.8	59.5
Avg. Dist. to Rail [m]	5.2	4.6	2.3	2.3	7.4	6.9
Avg. Stride Freq. [Hz]	2.3	2.4	2.3	2.3	2.4	2.3
Avg. Stride Length [m]	6.4	7.7	7.7	7.5	7.3	6.8



- [] Ranking at each section and finish
- .-.- No data available at this section
- NA No data available



Horse/Jockey Name	Sibelius
Final Rank	5
Fastest Section Time (Section)	0:10.97 (1000m)
Top Speed [km/h] (Section)	67.0 (1000m)
Race State	Finished



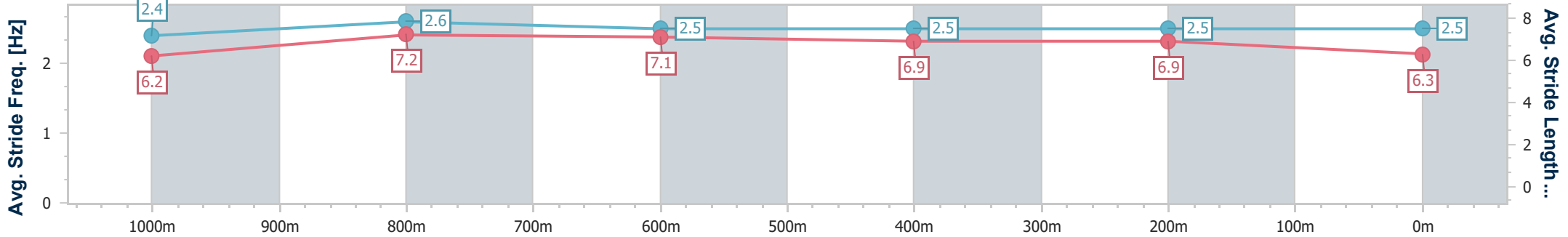
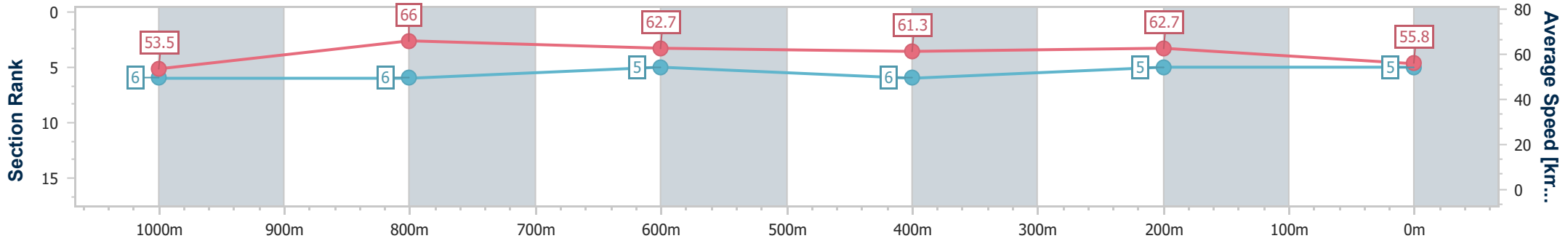
Eagle Farm QLD Professional
 Race 4: MEKKA RACEDAY 17 AUGUST QTIS Two-Year-Old
 Handicap - 1200m
 20 July 2024 - 13:45



BRISBANE
 RACING CLUB

Track Rating: Good 4, Weather: Fine, Rail Position: +0.5m Entire

Section	Overall	1000m	800m	600m	400m	200m
Section Times	1:12.04 [5] (0:13.49)	0:58.55 [6] (0:10.97)	0:47.58 [6] (0:11.47)	0:36.11 [5] (0:11.76)	0:24.35 [6] (0:11.47)	0:12.88 [5] (0:12.88)
Average Speed [km/h]	53.5	66.0	62.7	61.3	62.7	55.8
Top Speed [km/h]	66.5	67.0	65.3	63.4	63.7	60.6
Avg. Dist. to Rail [m]	5.2	1.0	0.3	1.2	5.1	5.8
Avg. Stride Freq. [Hz]	2.4	2.6	2.5	2.5	2.5	2.5
Avg. Stride Length [m]	6.2	7.2	7.1	6.9	6.9	6.3



- [] Ranking at each section and finish
- .-.- No data available at this section
- NA No data available



Horse/Jockey Name	Hoffman
Final Rank	6
Fastest Section Time (Section)	0:10.99 (1000m)
Top Speed [km/h] (Section)	67.6 (1000m)
Race State	Finished



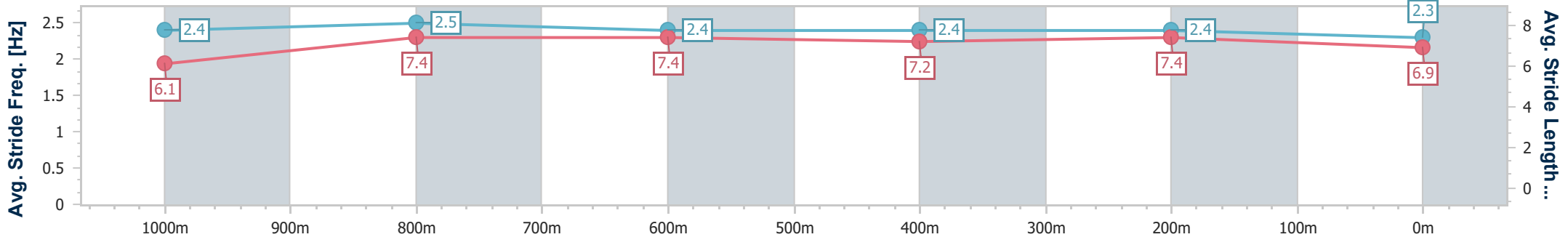
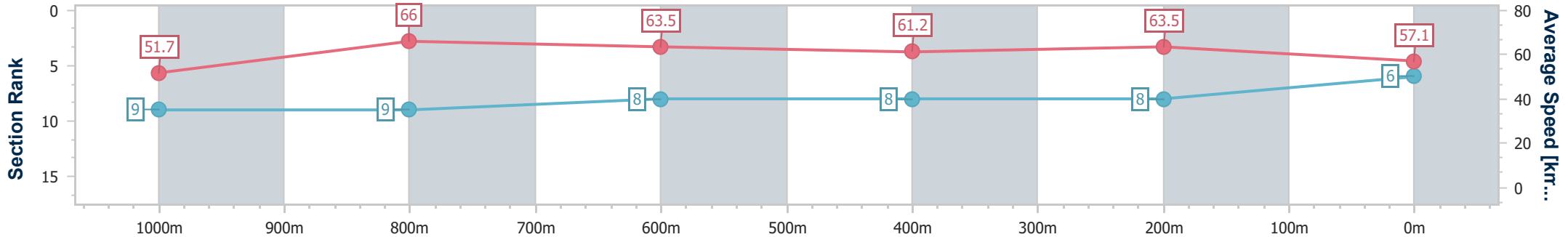
Eagle Farm QLD Professional
 Race 4: MEKKA RACEDAY 17 AUGUST QTIS Two-Year-Old Handicap - 1200m
 20 July 2024 - 13:45



BRISBANE RACING CLUB

Track Rating: Good 4, Weather: Fine, Rail Position: +0.5m Entire

Section	Overall	1000m	800m	600m	400m	200m
Section Times	1:12.06 [6] (0:13.91)	0:58.15 [9] (0:10.99)	0:47.16 [9] (0:11.37)	0:35.79 [8] (0:11.76)	0:24.03 [8] (0:11.39)	0:12.64 [8] (0:12.64)
Average Speed [km/h]	51.7	66.0	63.5	61.2	63.5	57.1
Top Speed [km/h]	63.4	67.6	66.5	63.8	64.2	63.9
Avg. Dist. to Rail [m]	2.2	0.7	0.8	0.9	4.1	4.7
Avg. Stride Freq. [Hz]	2.4	2.5	2.4	2.4	2.4	2.3
Avg. Stride Length [m]	6.1	7.4	7.4	7.2	7.4	6.9



- [] Ranking at each section and finish
- .-.- No data available at this section
- NA No data available



Horse/Jockey Name	River Rogue
Final Rank	7
Fastest Section Time (Section)	0:10.95 (1000m)
Top Speed [km/h] (Section)	67.4 (1000m)
Race State	Finished



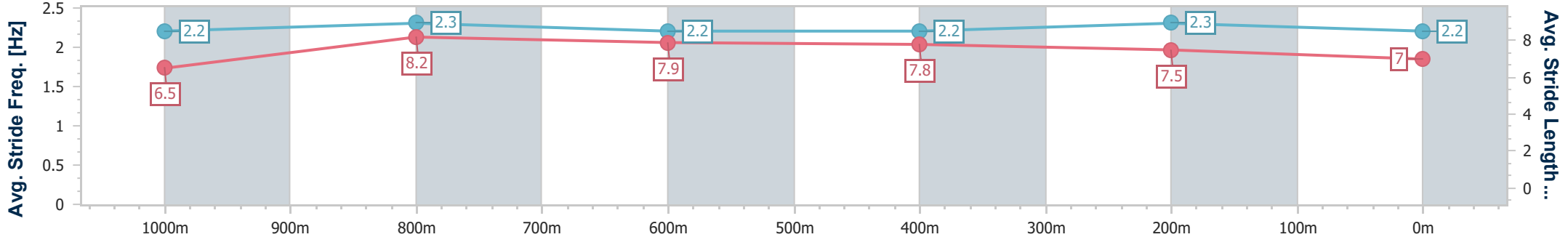
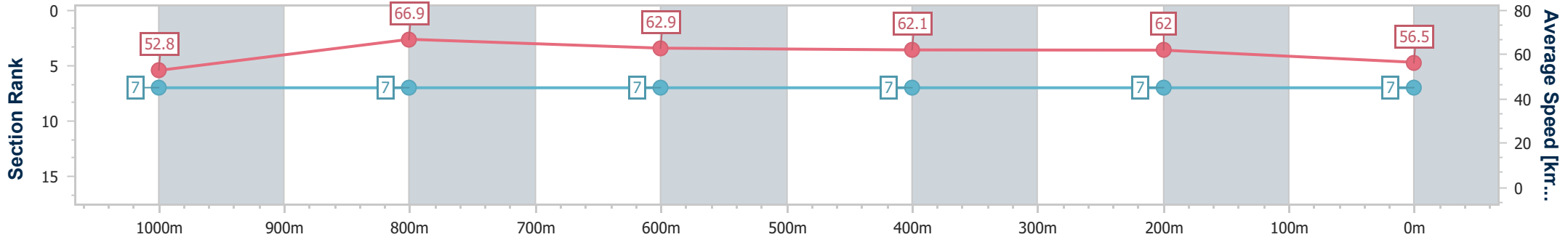
Eagle Farm QLD Professional
 Race 4: MEKKA RACEDAY 17 AUGUST QTIS Two-Year-Old Handicap - 1200m
 20 July 2024 - 13:45



BRISBANE RACING CLUB

Track Rating: Good 4, Weather: Fine, Rail Position: +0.5m Entire

Section	Overall	1000m	800m	600m	400m	200m
Section Times	1:12.10 [7] (0:13.64)	0:58.46 [7] (0:10.95)	0:47.51 [7] (0:11.50)	0:36.01 [7] (0:11.67)	0:24.34 [7] (0:11.58)	0:12.76 [7] (0:12.76)
Average Speed [km/h]	52.8	66.9	62.9	62.1	62.0	56.5
Top Speed [km/h]	65.9	67.4	67.2	63.1	63.4	60.0
Avg. Dist. to Rail [m]	7.4	2.4	1.6	1.1	6.2	7.8
Avg. Stride Freq. [Hz]	2.2	2.3	2.2	2.2	2.3	2.2
Avg. Stride Length [m]	6.5	8.2	7.9	7.8	7.5	7.0



- [] Ranking at each section and finish
- .-.- No data available at this section
- NA No data available



Horse/Jockey Name	Take A Bow
Final Rank	8
Fastest Section Time (Section)	0:10.72 (1000m)
Top Speed [km/h] (Section)	70.9 (Overall)
Race State	Finished



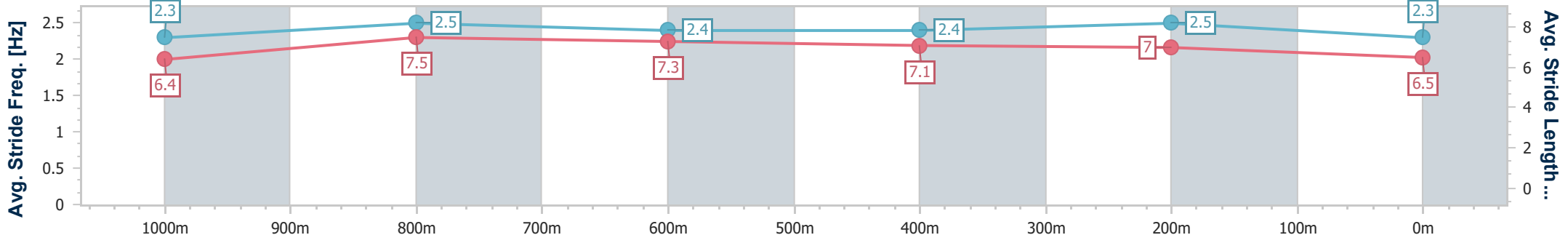
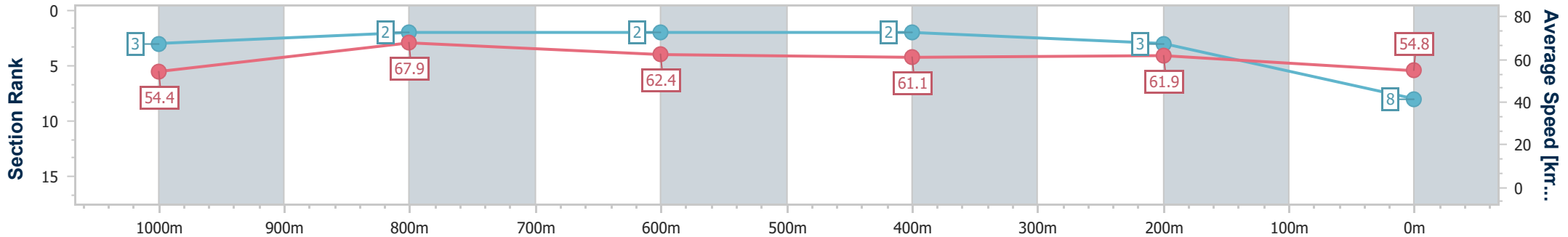
Eagle Farm QLD Professional
 Race 4: MEKKA RACEDAY 17 AUGUST QTIS Two-Year-Old
 Handicap - 1200m
 20 July 2024 - 13:45



BRISBANE
 RACING CLUB

Track Rating: Good 4, Weather: Fine, Rail Position: +0.5m Entire

Section	Overall	1000m	800m	600m	400m	200m
Section Times	1:12.11 [8] (0:13.23)	0:58.88 [3] (0:10.72)	0:48.16 [2] (0:11.58)	0:36.58 [2] (0:11.80)	0:24.78 [2] (0:11.66)	0:13.12 [3] (0:13.12)
Average Speed [km/h]	54.4	67.9	62.4	61.1	61.9	54.8
Top Speed [km/h]	70.9	69.9	64.3	62.9	63.0	59.1
Avg. Dist. to Rail [m]	1.8	1.9	0.8	0.3	2.2	4.7
Avg. Stride Freq. [Hz]	2.3	2.5	2.4	2.4	2.5	2.3
Avg. Stride Length [m]	6.4	7.5	7.3	7.1	7.0	6.5



- [] Ranking at each section and finish
- .-.- No data available at this section
- NA No data available



Horse/Jockey Name	Black Assassin
Final Rank	9
Fastest Section Time (Section)	0:10.96 (1000m)
Top Speed [km/h] (Section)	68.1 (1000m)
Race State	Finished



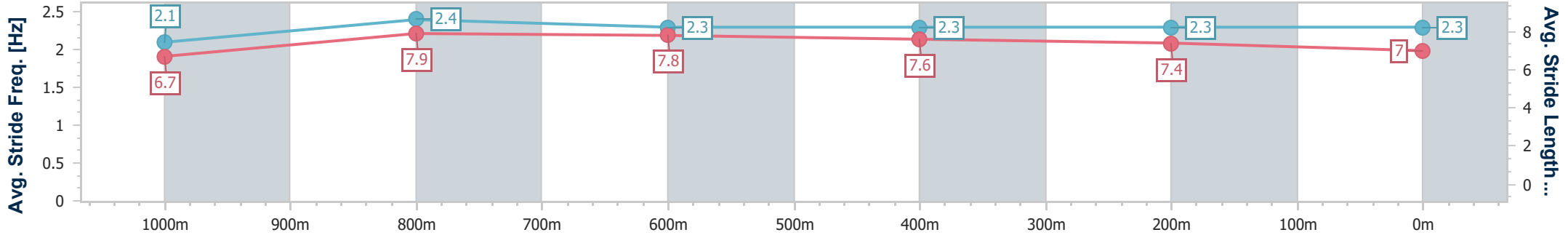
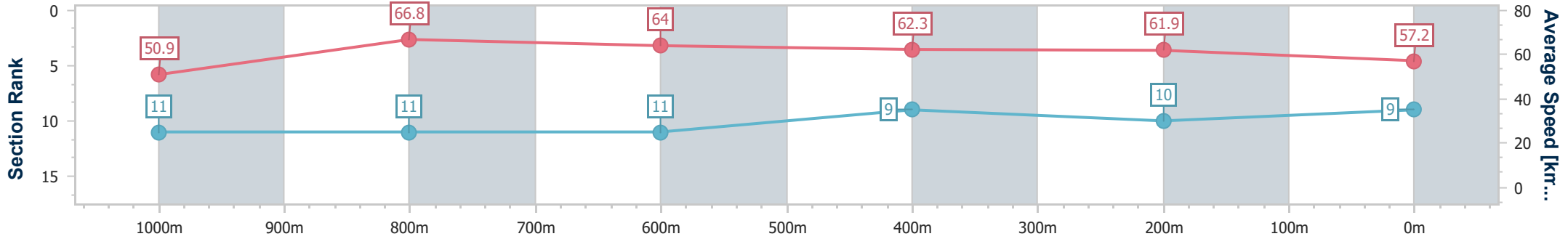
Eagle Farm QLD Professional
 Race 4: MEKKA RACEDAY 17 AUGUST QTIS Two-Year-Old
 Handicap - 1200m
 20 July 2024 - 13:45



BRISBANE
 RACING CLUB

Track Rating: Good 4, Weather: Fine, Rail Position: +0.5m Entire

Section	Overall	1000m	800m	600m	400m	200m
Section Times	1:12.36 [9] (0:14.15)	0:58.21 [11] (0:10.96)	0:47.25 [11] (0:11.35)	0:35.90 [11] (0:11.69)	0:24.21 [9] (0:11.59)	0:12.62 [10] (0:12.62)
Average Speed [km/h]	50.9	66.8	64.0	62.3	61.9	57.2
Top Speed [km/h]	68.0	68.1	66.4	64.3	64.3	59.6
Avg. Dist. to Rail [m]	5.5	2.8	1.9	2.4	7.5	8.8
Avg. Stride Freq. [Hz]	2.1	2.4	2.3	2.3	2.3	2.3
Avg. Stride Length [m]	6.7	7.9	7.8	7.6	7.4	7.0



- [] Ranking at each section and finish
- .-.- No data available at this section
- NA No data available



Horse/Jockey Name	Mishy
Final Rank	10
Fastest Section Time (Section)	0:10.89 (1000m)
Top Speed [km/h] (Section)	68.0 (1000m)
Race State	Finished



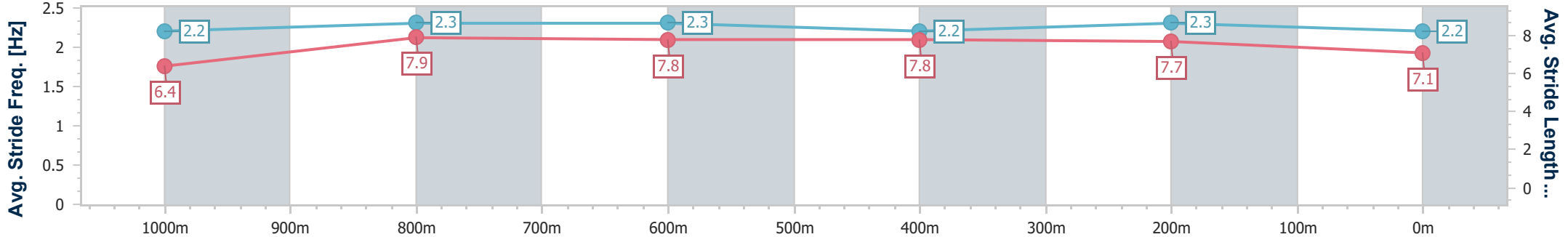
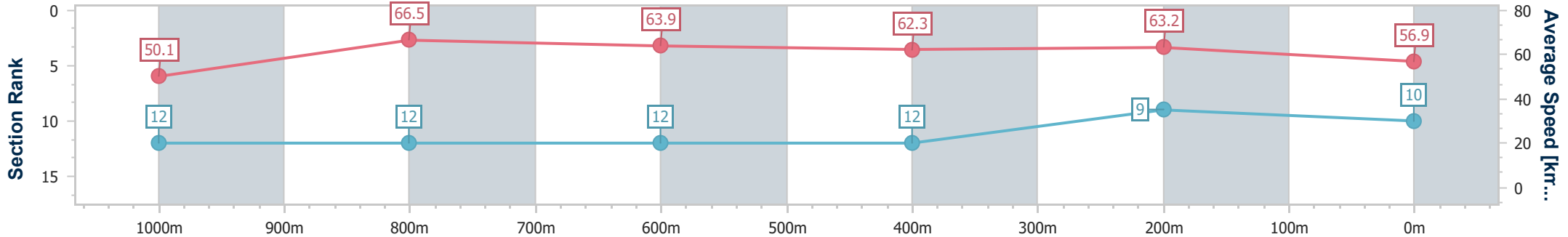
Eagle Farm QLD Professional
 Race 4: MEKKA RACEDAY 17 AUGUST QTIS Two-Year-Old Handicap - 1200m
 20 July 2024 - 13:45



BRISBANE RACING CLUB

Track Rating: Good 4, Weather: Fine, Rail Position: +0.5m Entire

Section	Overall	1000m	800m	600m	400m	200m
Section Times	1:12.37 [10] (0:14.40)	0:57.97 [12] (0:10.89)	0:47.08 [12] (0:11.35)	0:35.73 [12] (0:11.70)	0:24.03 [12] (0:11.39)	0:12.64 [9] (0:12.64)
Average Speed [km/h]	50.1	66.5	63.9	62.3	63.2	56.9
Top Speed [km/h]	66.4	68.0	65.9	64.5	64.7	60.7
Avg. Dist. to Rail [m]	4.1	1.5	2.0	2.2	8.0	10.1
Avg. Stride Freq. [Hz]	2.2	2.3	2.3	2.2	2.3	2.2
Avg. Stride Length [m]	6.4	7.9	7.8	7.8	7.7	7.1



- [] Ranking at each section and finish
- .-.- No data available at this section
- NA No data available



Horse/Jockey Name	Madame Lexis
Final Rank	11
Fastest Section Time (Section)	0:11.09 (1000m)
Top Speed [km/h] (Section)	67.2 (1000m)
Race State	Finished



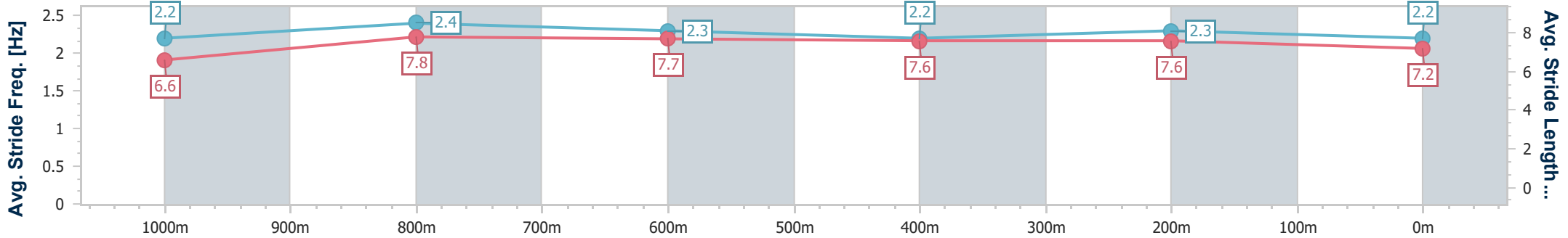
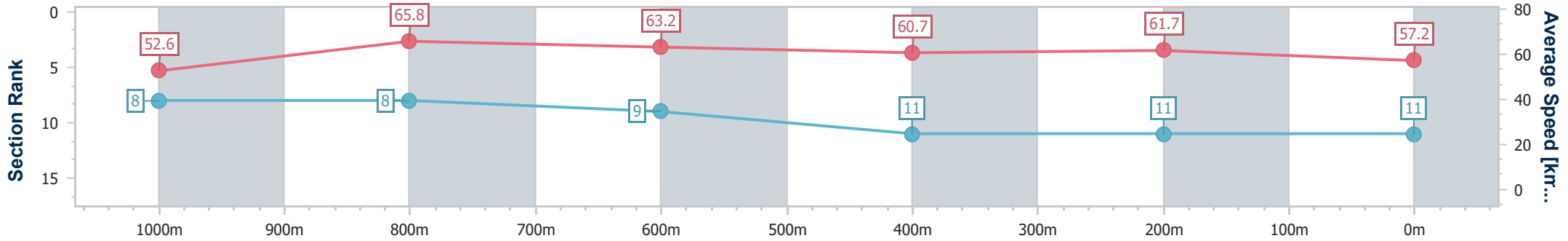
Eagle Farm QLD Professional
 Race 4: MEKKA RACEDAY 17 AUGUST QTIS Two-Year-Old
 Handicap - 1200m
 20 July 2024 - 13:45



BRISBANE
 RACING CLUB

Track Rating: Good 4, Weather: Fine, Rail Position: +0.5m Entire

Section	Overall	1000m	800m	600m	400m	200m
Section Times	1:12.62 [11] (0:13.71)	0:58.91 [8] (0:11.09)	0:47.82 [8] (0:11.51)	0:36.31 [9] (0:12.00)	0:24.31 [11] (0:11.71)	0:12.60 [11] (0:12.60)
Average Speed [km/h]	52.6	65.8	63.2	60.7	61.7	57.2
Top Speed [km/h]	67.2	67.2	66.6	62.1	62.6	60.1
Avg. Dist. to Rail [m]	4.1	2.4	2.3	2.4	7.0	8.5
Avg. Stride Freq. [Hz]	2.2	2.4	2.3	2.2	2.3	2.2
Avg. Stride Length [m]	6.6	7.8	7.7	7.6	7.6	7.2



- [] Ranking at each section and finish
- .-.- No data available at this section
- NA No data available



Horse/Jockey Name	Bolshevic Road
Final Rank	12
Fastest Section Time (Section)	0:10.95 (1000m)
Top Speed [km/h] (Section)	68.2 (Overall)
Race State	Finished



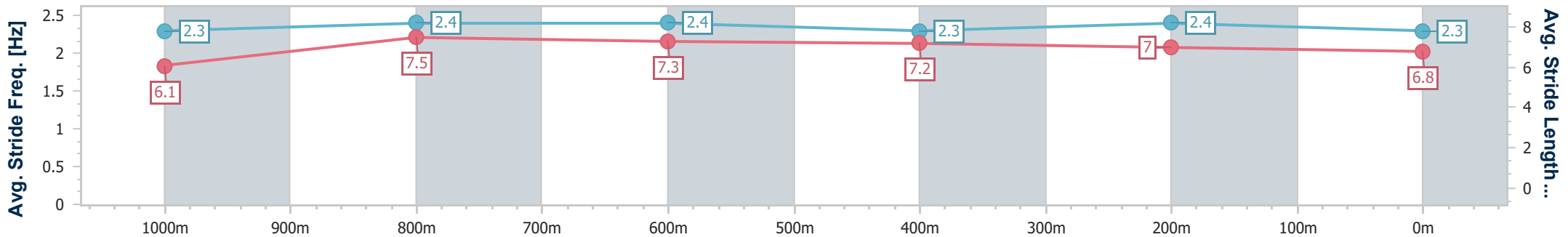
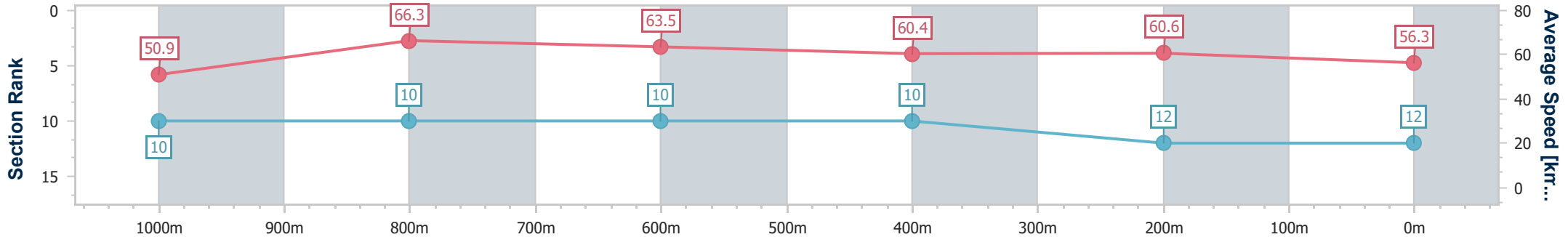
Eagle Farm QLD Professional
 Race 4: MEKKA RACEDAY 17 AUGUST QTIS Two-Year-Old Handicap - 1200m
 20 July 2024 - 13:45



BRISBANE RACING CLUB

Track Rating: Good 4, Weather: Fine, Rail Position: +0.5m Entire

Section	Overall	1000m	800m	600m	400m	200m
Section Times	1:12.88 [12] (0:14.14)	0:58.74 [10] (0:10.95)	0:47.79 [10] (0:11.29)	0:36.50 [10] (0:11.85)	0:24.65 [10] (0:11.87)	0:12.78 [12] (0:12.78)
Average Speed [km/h]	50.9	66.3	63.5	60.4	60.6	56.3
Top Speed [km/h]	68.2	67.7	66.8	61.2	61.4	59.9
Avg. Dist. to Rail [m]	2.8	1.3	1.0	1.4	2.6	3.7
Avg. Stride Freq. [Hz]	2.3	2.4	2.4	2.3	2.4	2.3
Avg. Stride Length [m]	6.1	7.5	7.3	7.2	7.0	6.8



- [] Ranking at each section and finish
- .-.- No data available at this section
- NA No data available



Eagle Farm QLD Professional

Race 5: COUNTRY MUSIC RACEDAY ON SALE NOW OPEN Handicap - 1200m

20 July 2024 - 14:21



BRISBANE
RACING CLUB

Track Rating: Good 4, Weather: Fine, Rail Position: +0.5m Entire

Section		Overall	1000m	800m	600m	400m	200m	Last 600m					
Field Times		1:10.86 (0:13.51)	0:57.35 (0:11.38)	0:45.97 (0:11.46)	0:34.51 (0:11.41)	0:23.10 (0:11.21)	0:11.89 (0:11.89)	0:34.51					
Rank	TAB Horse/Jockey	Barrier	Top Speed [km/h]	Fastest Section								Margin	Distance Travelled [m]
1	11 TECTONIC PLATE Samantha Collett	6	67.7 600m	0:11.13 400m	1:10.86 [1] (0:13.87)	0:56.99 [4] (0:11.33)	0:45.66 [4] (0:11.38)	0:34.28 [3] (0:11.28)	0:23.00 [3] (0:11.13)	0:11.87 [2] (0:11.87)	1:10.86	0:34.28	
2	1 LEGAL ESPRIT Michael Rodd	7	67.3 400m	0:11.06 400m	1:11.06 [2] (0:13.92)	0:57.14 [5] (0:11.42)	0:45.72 [5] (0:11.38)	0:34.34 [5] (0:11.33)	0:23.01 [5] (0:11.06)	0:11.95 [3] (0:11.95)	1.13L	0:34.34	+2
3	7 MANHOOD Robbie Dolan	2	66.2 400m	0:11.21 400m	1:11.11 [3] (0:13.72)	0:57.39 [3] (0:11.42)	0:45.97 [2] (0:11.39)	0:34.58 [2] (0:11.23)	0:23.35 [1] (0:11.21)	0:12.14 [1] (0:12.14)	1.43L	0:34.58	-7
4	3 CHATTY LADY Tahlia Fenlon	11	66.8 Overall	0:11.11 400m	1:11.40 [4] (0:14.14)	0:57.26 [6] (0:11.31)	0:45.95 [7] (0:11.35)	0:34.60 [7] (0:11.35)	0:23.25 [7] (0:11.11)	0:12.14 [6] (0:12.14)	3.14L	0:34.60	+1
5	10 FOR VALOUR Georgina Cartwright	1	64.9 400m	0:11.32 400m	1:11.65 [5] (0:13.51)	0:58.14 [1] (0:11.38)	0:46.76 [1] (0:11.46)	0:35.30 [1] (0:11.51)	0:23.79 [4] (0:11.32)	0:12.47 [4] (0:12.47)	4.61L	0:35.30	-6
6	8 EN POINTE Cejay Graham	4	66.6 600m	0:11.15 600m	1:11.70 [6] (0:13.63)	0:58.07 [2] (0:11.51)	0:46.56 [3] (0:11.48)	0:35.08 [4] (0:11.15)	0:23.93 [2] (0:11.41)	0:12.52 [5] (0:12.52)	4.89L	0:35.08	-1
7	2 SHOOTING FOR GOLD Emily Lang	9	67.0 Overall	0:11.23 1000m	1:11.98 [7] (0:14.22)	0:57.76 [7] (0:11.23)	0:46.53 [6] (0:11.28)	0:35.25 [6] (0:11.34)	0:23.91 [6] (0:11.31)	0:12.60 [7] (0:12.60)	6.55L	0:35.25	-3
8	6 HOT SPRING GOLD Damien Thornton	3	67.0 Overall	0:11.24 1000m	1:12.63 [8] (0:14.31)	0:58.32 [8] (0:11.24)	0:47.08 [8] (0:11.37)	0:35.71 [8] (0:11.46)	0:24.25 [8] (0:11.45)	0:12.80 [8] (0:12.80)	10.36L	0:35.71	-9

Scratched: Ravaged Award (#9), Millane (#5), Hold On Honey (#4)



Horse/Jockey Name	Tectonic Plate
Final Rank	1
Fastest Section Time (Section)	0:11.13 (400m)
Top Speed [km/h] (Section)	67.7 (600m)
Race State	Finished



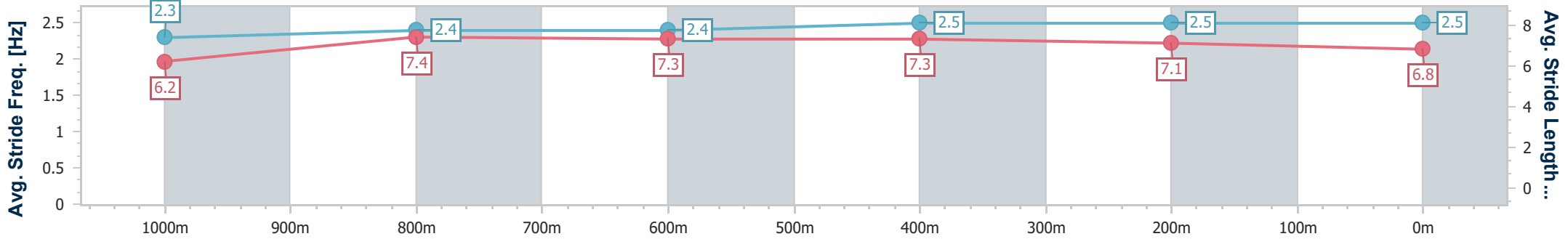
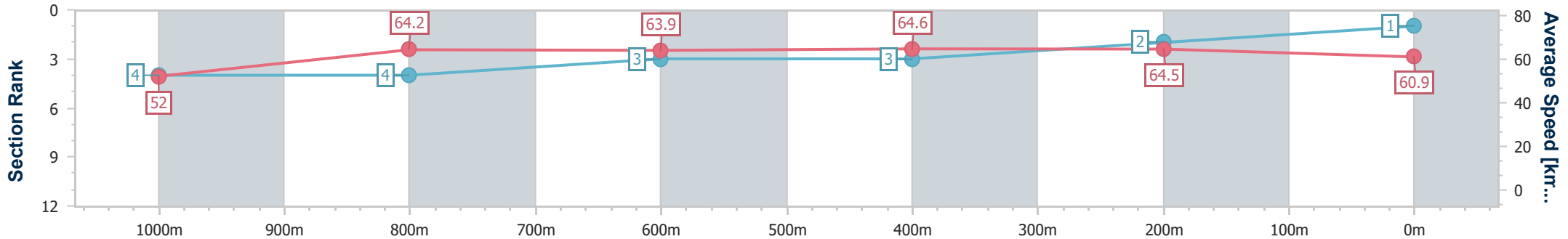
Eagle Farm QLD Professional
 Race 5: COUNTRY MUSIC RACEDAY ON SALE NOW OPEN
 Handicap - 1200m
 20 July 2024 - 14:21



BRISBANE
 RACING CLUB

Track Rating: Good 4, Weather: Fine, Rail Position: +0.5m Entire

Section	Overall	1000m	800m	600m	400m	200m
Section Times	1:10.86 [1] (0:13.87)	0:56.99 [4] (0:11.33)	0:45.66 [4] (0:11.38)	0:34.28 [3] (0:11.28)	0:23.00 [3] (0:11.13)	0:11.87 [2] (0:11.87)
Average Speed [km/h]	52.0	64.2	63.9	64.6	64.5	60.9
Top Speed [km/h]	66.8	66.6	65.4	67.7	67.6	63.4
Avg. Dist. to Rail [m]	2.3	2.4	2.1	2.0	3.1	2.6
Avg. Stride Freq. [Hz]	2.3	2.4	2.4	2.5	2.5	2.5
Avg. Stride Length [m]	6.2	7.4	7.3	7.3	7.1	6.8



- [] Ranking at each section and finish
- .-.- No data available at this section
- NA No data available



Horse/Jockey Name	Legal Esprit
Final Rank	2
Fastest Section Time (Section)	0:11.06 (400m)
Top Speed [km/h] (Section)	67.3 (400m)
Race State	Finished



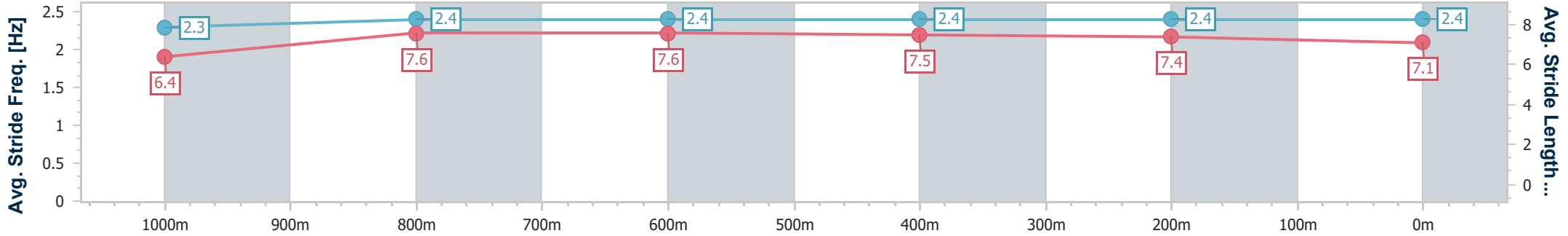
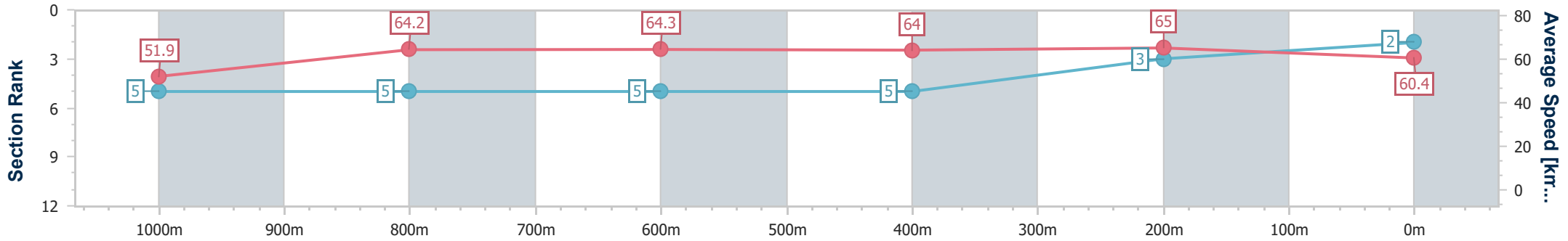
Eagle Farm QLD Professional
 Race 5: COUNTRY MUSIC RACEDAY ON SALE NOW OPEN
 Handicap - 1200m
 20 July 2024 - 14:21



BRISBANE
 RACING CLUB

Track Rating: Good 4, Weather: Fine, Rail Position: +0.5m Entire

Section	Overall	1000m	800m	600m	400m	200m
Section Times	1:11.06 [2] (0:13.92)	0:57.14 [5] (0:11.42)	0:45.72 [5] (0:11.38)	0:34.34 [5] (0:11.33)	0:23.01 [5] (0:11.06)	0:11.95 [3] (0:11.95)
Average Speed [km/h]	51.9	64.2	64.3	64.0	65.0	60.4
Top Speed [km/h]	66.0	66.7	66.2	65.5	67.3	63.2
Avg. Dist. to Rail [m]	3.3	3.7	2.9	2.2	4.7	5.3
Avg. Stride Freq. [Hz]	2.3	2.4	2.4	2.4	2.4	2.4
Avg. Stride Length [m]	6.4	7.6	7.6	7.5	7.4	7.1



- [] Ranking at each section and finish
- .-.- No data available at this section
- NA No data available



Horse/Jockey Name	Manhood
Final Rank	3
Fastest Section Time (Section)	0:11.21 (400m)
Top Speed [km/h] (Section)	66.2 (400m)
Race State	Finished



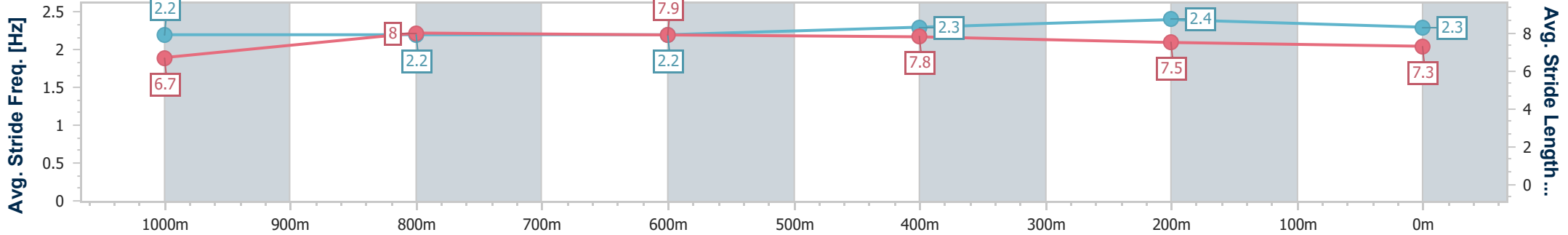
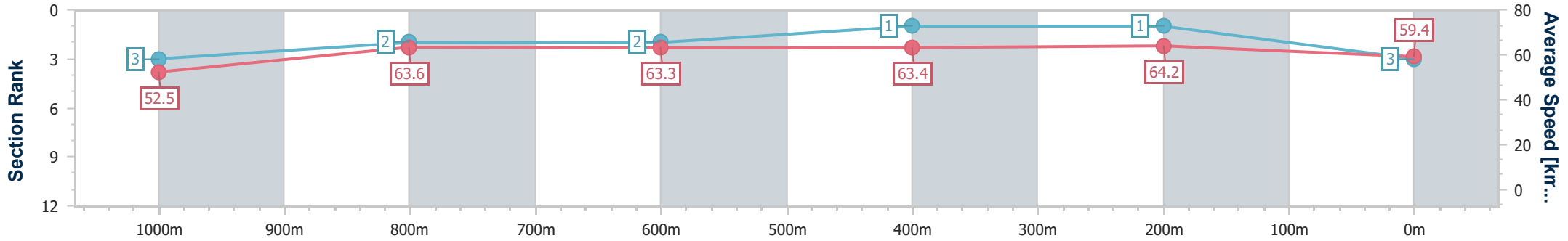
Eagle Farm QLD Professional
 Race 5: COUNTRY MUSIC RACEDAY ON SALE NOW OPEN
 Handicap - 1200m
 20 July 2024 - 14:21



BRISBANE
 RACING CLUB

Track Rating: Good 4, Weather: Fine, Rail Position: +0.5m Entire

Section	Overall	1000m	800m	600m	400m	200m
Section Times	1:11.11 [3] (0:13.72)	0:57.39 [3] (0:11.42)	0:45.97 [2] (0:11.39)	0:34.58 [2] (0:11.23)	0:23.35 [1] (0:11.21)	0:12.14 [1] (0:12.14)
Average Speed [km/h]	52.5	63.6	63.3	63.4	64.2	59.4
Top Speed [km/h]	64.8	64.6	64.0	65.8	66.2	62.1
Avg. Dist. to Rail [m]	1.3	1.6	0.9	2.0	0.5	1.5
Avg. Stride Freq. [Hz]	2.2	2.2	2.2	2.3	2.4	2.3
Avg. Stride Length [m]	6.7	8.0	7.9	7.8	7.5	7.3



- [] Ranking at each section and finish
- .-.- No data available at this section
- NA No data available



Horse/Jockey Name	Chatty Lady
Final Rank	4
Fastest Section Time (Section)	0:11.11 (400m)
Top Speed [km/h] (Section)	66.8 (Overall)
Race State	Finished



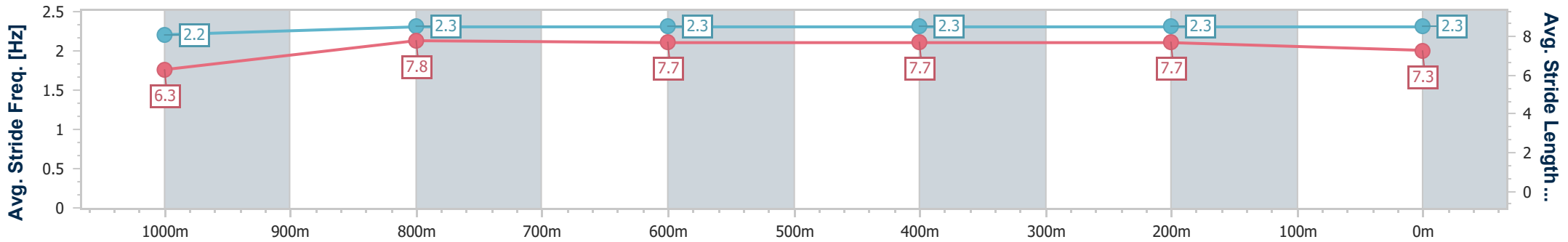
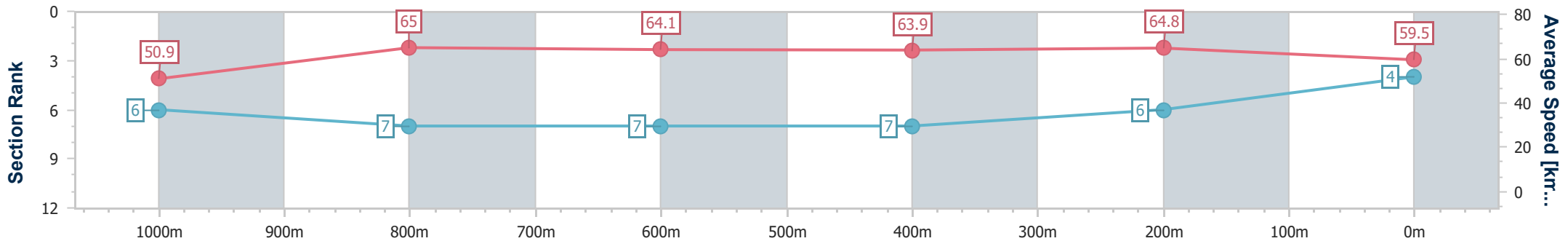
Eagle Farm QLD Professional
 Race 5: COUNTRY MUSIC RACEDAY ON SALE NOW OPEN
 Handicap - 1200m
 20 July 2024 - 14:21



BRISBANE
 RACING CLUB

Track Rating: Good 4, Weather: Fine, Rail Position: +0.5m Entire

Section	Overall	1000m	800m	600m	400m	200m
Section Times	1:11.40 [4] (0:14.14)	0:57.26 [6] (0:11.31)	0:45.95 [7] (0:11.35)	0:34.60 [7] (0:11.35)	0:23.25 [7] (0:11.11)	0:12.14 [6] (0:12.14)
Average Speed [km/h]	50.9	65.0	64.1	63.9	64.8	59.5
Top Speed [km/h]	66.8	66.0	65.1	66.0	66.6	63.0
Avg. Dist. to Rail [m]	4.2	3.3	2.4	2.0	7.3	8.0
Avg. Stride Freq. [Hz]	2.2	2.3	2.3	2.3	2.3	2.3
Avg. Stride Length [m]	6.3	7.8	7.7	7.7	7.7	7.3



- [] Ranking at each section and finish
- .-.-.- No data available at this section
- NA No data available



Horse/Jockey Name	For Valour
Final Rank	5
Fastest Section Time (Section)	0:11.32 (400m)
Top Speed [km/h] (Section)	64.9 (400m)
Race State	Finished



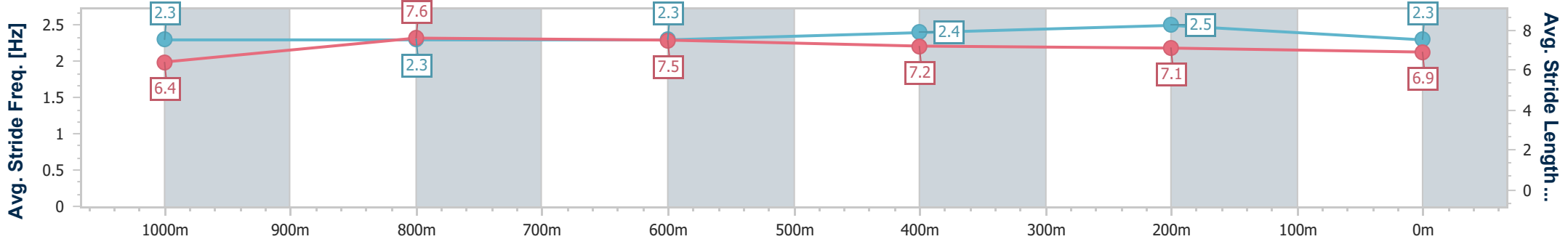
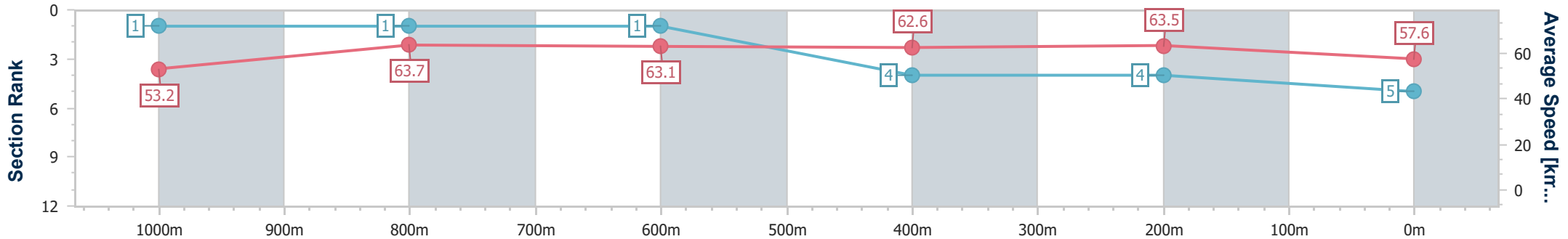
Eagle Farm QLD Professional
 Race 5: COUNTRY MUSIC RACEDAY ON SALE NOW OPEN
 Handicap - 1200m
 20 July 2024 - 14:21



BRISBANE
 RACING CLUB

Track Rating: Good 4, Weather: Fine, Rail Position: +0.5m Entire

Section	Overall	1000m	800m	600m	400m	200m
Section Times	1:11.65 [5] (0:13.51)	0:58.14 [1] (0:11.38)	0:46.76 [1] (0:11.46)	0:35.30 [1] (0:11.51)	0:23.79 [4] (0:11.32)	0:12.47 [4] (0:12.47)
Average Speed [km/h]	53.2	63.7	63.1	62.6	63.5	57.6
Top Speed [km/h]	64.6	64.5	64.2	64.1	64.9	61.1
Avg. Dist. to Rail [m]	0.8	1.4	0.5	0.5	1.9	2.2
Avg. Stride Freq. [Hz]	2.3	2.3	2.3	2.4	2.5	2.3
Avg. Stride Length [m]	6.4	7.6	7.5	7.2	7.1	6.9



- [] Ranking at each section and finish
- .-.- No data available at this section
- NA No data available



Horse/Jockey Name	En Pointe
Final Rank	6
Fastest Section Time (Section)	0:11.15 (600m)
Top Speed [km/h] (Section)	66.6 (600m)
Race State	Finished



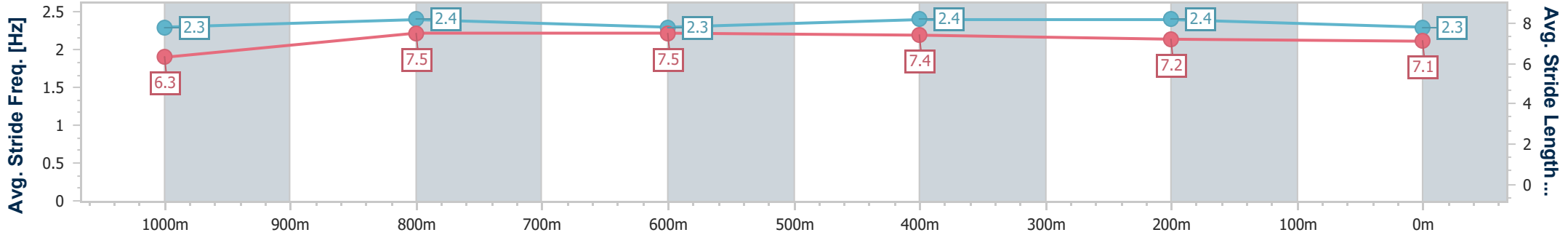
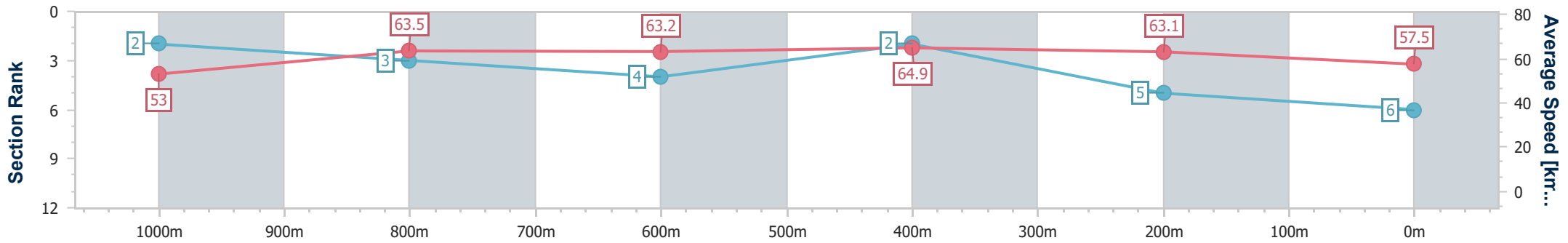
Eagle Farm QLD Professional
 Race 5: COUNTRY MUSIC RACEDAY ON SALE NOW OPEN
 Handicap - 1200m
 20 July 2024 - 14:21



BRISBANE
 RACING CLUB

Track Rating: Good 4, Weather: Fine, Rail Position: +0.5m Entire

Section	Overall	1000m	800m	600m	400m	200m
Section Times	1:11.70 [6] (0:13.63)	0:58.07 [2] (0:11.51)	0:46.56 [3] (0:11.48)	0:35.08 [4] (0:11.15)	0:23.93 [2] (0:11.41)	0:12.52 [5] (0:12.52)
Average Speed [km/h]	53.0	63.5	63.2	64.9	63.1	57.5
Top Speed [km/h]	65.2	64.4	64.6	66.6	65.9	61.3
Avg. Dist. to Rail [m]	2.0	3.5	1.8	0.8	4.2	5.0
Avg. Stride Freq. [Hz]	2.3	2.4	2.3	2.4	2.4	2.3
Avg. Stride Length [m]	6.3	7.5	7.5	7.4	7.2	7.1



- [] Ranking at each section and finish
- .-.- No data available at this section
- NA No data available



Horse/Jockey Name	Shooting For Gold
Final Rank	7
Fastest Section Time (Section)	0:11.23 (1000m)
Top Speed [km/h] (Section)	67.0 (Overall)
Race State	Finished



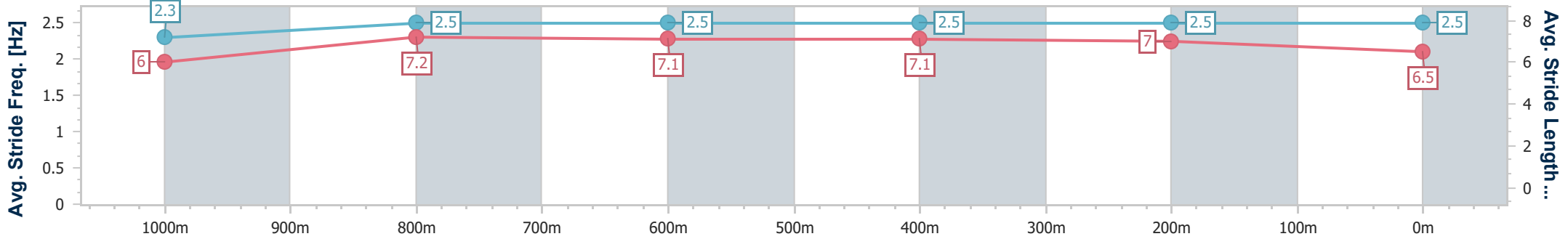
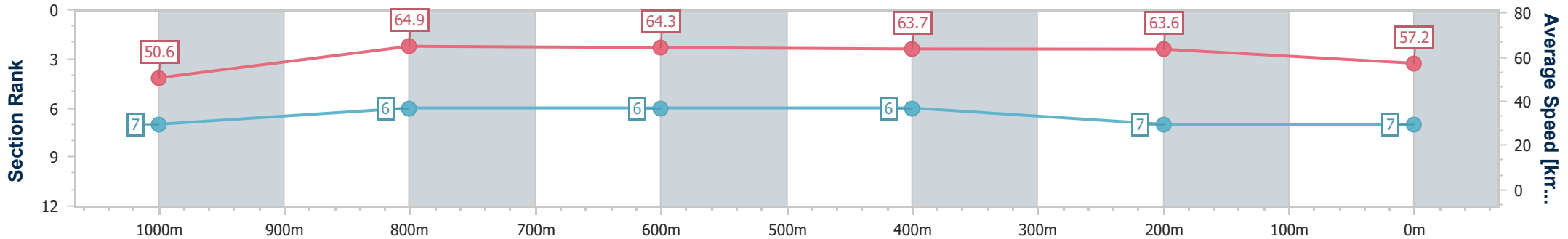
Eagle Farm QLD Professional
 Race 5: COUNTRY MUSIC RACEDAY ON SALE NOW OPEN
 Handicap - 1200m
 20 July 2024 - 14:21



BRISBANE
 RACING CLUB

Track Rating: Good 4, Weather: Fine, Rail Position: +0.5m Entire

Section	Overall	1000m	800m	600m	400m	200m
Section Times	1:11.98 [7] (0:14.22)	0:57.76 [7] (0:11.23)	0:46.53 [6] (0:11.28)	0:35.25 [6] (0:11.34)	0:23.91 [6] (0:11.31)	0:12.60 [7] (0:12.60)
Average Speed [km/h]	50.6	64.9	64.3	63.7	63.6	57.2
Top Speed [km/h]	67.0	66.9	65.4	64.6	65.7	61.1
Avg. Dist. to Rail [m]	3.6	2.2	1.5	1.0	4.7	5.3
Avg. Stride Freq. [Hz]	2.3	2.5	2.5	2.5	2.5	2.5
Avg. Stride Length [m]	6.0	7.2	7.1	7.1	7.0	6.5



- [] Ranking at each section and finish
- .-.- No data available at this section
- NA No data available



Horse/Jockey Name	Hot Spring Gold
Final Rank	8
Fastest Section Time (Section)	0:11.24 (1000m)
Top Speed [km/h] (Section)	67.0 (Overall)
Race State	Finished



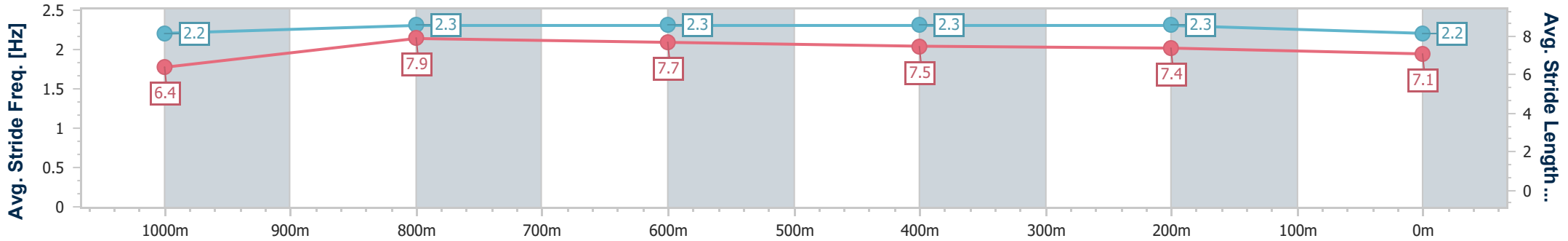
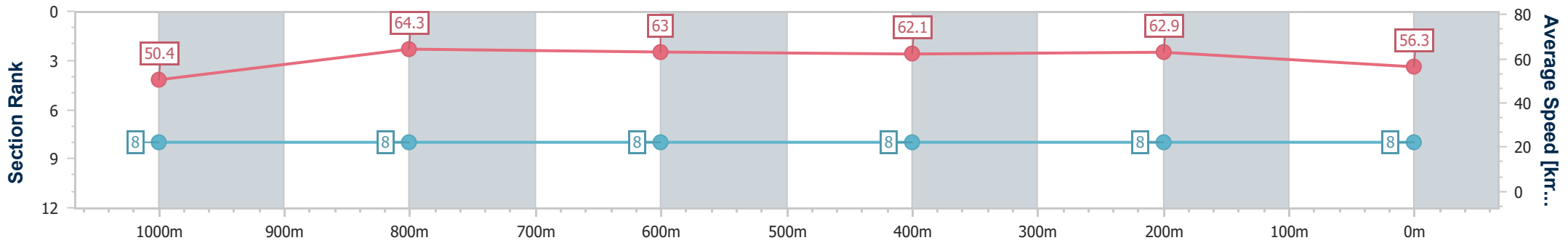
Eagle Farm QLD Professional
 Race 5: COUNTRY MUSIC RACEDAY ON SALE NOW OPEN
 Handicap - 1200m
 20 July 2024 - 14:21



BRISBANE
 RACING CLUB

Track Rating: Good 4, Weather: Fine, Rail Position: +0.5m Entire

Section	Overall	1000m	800m	600m	400m	200m
Section Times	1:12.63 [8] (0:14.31)	0:58.32 [8] (0:11.24)	0:47.08 [8] (0:11.37)	0:35.71 [8] (0:11.46)	0:24.25 [8] (0:11.45)	0:12.80 [8] (0:12.80)
Average Speed [km/h]	50.4	64.3	63.0	62.1	62.9	56.3
Top Speed [km/h]	67.0	67.0	63.7	63.0	63.6	60.8
Avg. Dist. to Rail [m]	1.5	0.9	0.6	1.9	2.1	3.9
Avg. Stride Freq. [Hz]	2.2	2.3	2.3	2.3	2.3	2.2
Avg. Stride Length [m]	6.4	7.9	7.7	7.5	7.4	7.1



- [] Ranking at each section and finish
- .-.- No data available at this section
- NA No data available



Eagle Farm QLD Professional

Race 6: BECOME A BRC MEMBER Class 6 Plate - 1200m

20 July 2024 - 14:58



BRISBANE
RACING CLUB

Track Rating: Good 4, Weather: Fine, Rail Position: +0.5m Entire

Section		Field Times										Last 600m	
		Overall	1000m	800m	600m	400m	200m						0:34.59
		1:10.59 (0:13.43)	0:57.16 (0:11.25)	0:45.91 (0:11.32)	0:34.59 (0:11.10)	0:23.49 (0:11.21)	0:12.28 (0:12.28)						
Rank	TAB Horse/Jockey	Barrier	Top Speed [km/h]	Fastest Section							Margin	Distance Travelled [m]	
1	1 HOLD ON HONEY Emily Lang	5	66.1 Overall	0:11.10 600m	1:10.59 [1] (0:13.43)	0:57.16 [1] (0:11.25)	0:45.91 [1] (0:11.32)	0:34.59 [1] (0:11.10)	0:23.49 [1] (0:11.21)	0:12.28 [1] (0:12.28)	1:10.59	0:34.59	
2	9 STANDING ORDER Jag Guthmann-Chester	9	66.8 600m	0:11.06 600m	1:10.64 [2] (0:13.69)	0:56.95 [4] (0:11.28)	0:45.67 [4] (0:11.39)	0:34.28 [4] (0:11.06)	0:23.22 [3] (0:11.13)	0:12.09 [2] (0:12.09)	0.28L	0:34.28	+4
3	4 MILLANE James Orman	4	67.0 400m	0:11.02 600m	1:10.69 [3] (0:13.86)	0:56.83 [5] (0:11.33)	0:45.50 [5] (0:11.36)	0:34.14 [6] (0:11.02)	0:23.12 [6] (0:11.02)	0:12.10 [3] (0:12.10)	0.58L	0:34.14	+3
4	6 SWEET MARGOT MAY Cejay Graham	6	66.4 600m	0:10.97 600m	1:10.98 [4] (0:14.10)	0:56.88 [8] (0:11.37)	0:45.51 [7] (0:11.30)	0:34.21 [7] (0:10.97)	0:23.24 [8] (0:11.11)	0:12.13 [6] (0:12.13)	2.28L	0:34.21	+0
5	11 CENTRESTONE Michael Rodd	10	69.0 600m	0:10.75 600m	1:11.08 [5] (0:14.09)	0:56.99 [7] (0:11.42)	0:45.57 [8] (0:11.41)	0:34.16 [8] (0:10.75)	0:23.41 [7] (0:11.05)	0:12.36 [4] (0:12.36)	2.86L	0:34.16	+3
6	5 THE FACE Vlad Duric	7	65.5 1000m	0:11.14 600m	1:11.70 [6] (0:13.56)	0:58.14 [2] (0:11.27)	0:46.87 [2] (0:11.28)	0:35.59 [2] (0:11.14)	0:24.45 [2] (0:11.48)	0:12.97 [5] (0:12.97)	6.53L	0:35.59	+2
7	8 EMPEROR Kyle Wilson-Taylor	3	66.4 600m	0:11.02 600m	1:12.67 [7] (0:13.92)	0:58.75 [6] (0:11.31)	0:47.44 [6] (0:11.28)	0:36.16 [5] (0:11.02)	0:25.14 [4] (0:11.41)	0:13.73 [7] (0:13.73)	12.25L	0:36.16	-3
8	12 RAVAGED AWARD Tahlia Fenlon	2	66.6 Overall	0:11.24 600m	1:12.74 [8] (0:13.63)	0:59.11 [3] (0:11.28)	0:47.83 [3] (0:11.38)	0:36.45 [3] (0:11.24)	0:25.21 [4] (0:11.78)	0:13.43 [8] (0:13.43)	12.65L	0:36.45	+1

Scratched: Burning Bell (#10), Manhood (#2), Daytona (#13), Tectonic Plate (#7), For Valour (#3)



Horse/Jockey Name	Hold On Honey
Final Rank	1
Fastest Section Time (Section)	0:11.10 (600m)
Top Speed [km/h] (Section)	66.1 (Overall)
Race State	Finished



Eagle Farm QLD Professional

Race 6: BECOME A BRC MEMBER Class 6 Plate - 1200m

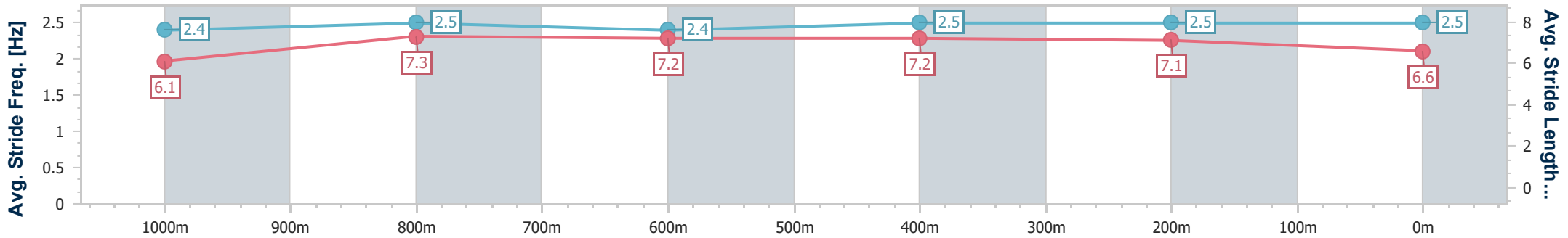
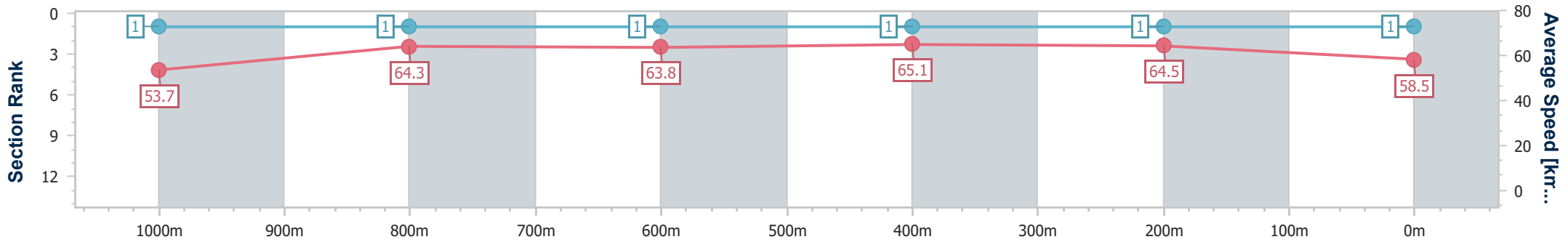
20 July 2024 - 14:58

Track Rating: Good 4, Weather: Fine, Rail Position: +0.5m Entire



BRISBANE RACING CLUB

Section	Overall	1000m	800m	600m	400m	200m
Section Times	1:10.59 [1] (0:13.43)	0:57.16 [1] (0:11.25)	0:45.91 [1] (0:11.32)	0:34.59 [1] (0:11.10)	0:23.49 [1] (0:11.21)	0:12.28 [1] (0:12.28)
Average Speed [km/h]	53.7	64.3	63.8	65.1	64.5	58.5
Top Speed [km/h]	66.1	66.0	64.9	65.6	65.3	62.3
Avg. Dist. to Rail [m]	2.1	0.8	1.0	0.7	1.6	2.9
Avg. Stride Freq. [Hz]	2.4	2.5	2.4	2.5	2.5	2.5
Avg. Stride Length [m]	6.1	7.3	7.2	7.2	7.1	6.6



- [] Ranking at each section and finish
- .-.- No data available at this section
- NA No data available



Horse/Jockey Name	Standing Order
Final Rank	2
Fastest Section Time (Section)	0:11.06 (600m)
Top Speed [km/h] (Section)	66.8 (600m)
Race State	Finished



Eagle Farm QLD Professional

Race 6: BECOME A BRC MEMBER Class 6 Plate - 1200m

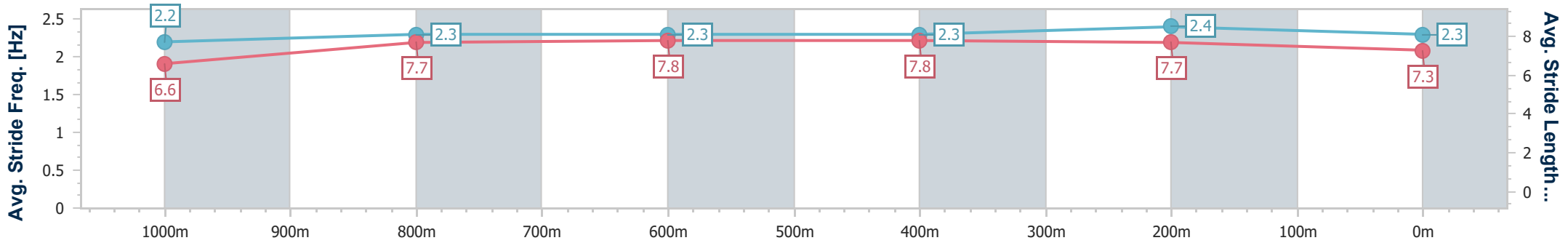
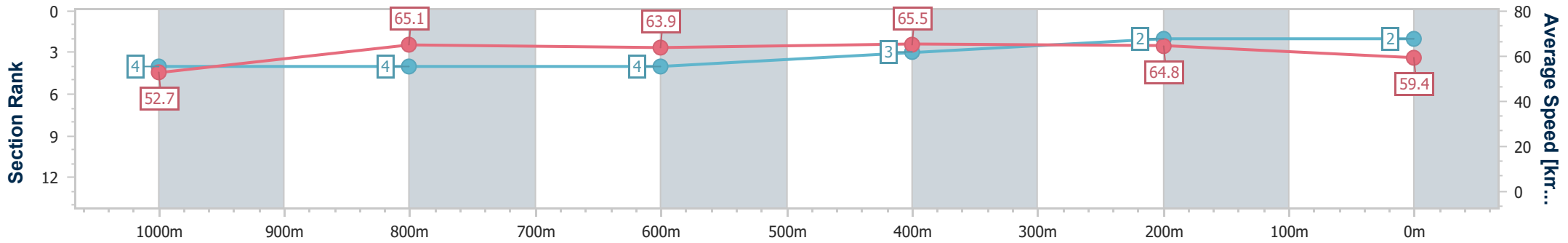
20 July 2024 - 14:58

Track Rating: Good 4, Weather: Fine, Rail Position: +0.5m Entire



BRISBANE RACING CLUB

Section	Overall	1000m	800m	600m	400m	200m
Section Times	1:10.64 [2] (0:13.69)	0:56.95 [4] (0:11.28)	0:45.67 [4] (0:11.39)	0:34.28 [4] (0:11.06)	0:23.22 [3] (0:11.13)	0:12.09 [2] (0:12.09)
Average Speed [km/h]	52.7	65.1	63.9	65.5	64.8	59.4
Top Speed [km/h]	66.1	66.8	64.7	66.8	66.3	62.6
Avg. Dist. to Rail [m]	5.3	3.6	2.0	1.5	5.6	5.8
Avg. Stride Freq. [Hz]	2.2	2.3	2.3	2.3	2.4	2.3
Avg. Stride Length [m]	6.6	7.7	7.8	7.8	7.7	7.3



- [] Ranking at each section and finish
- .-.- No data available at this section
- NA No data available



Horse/Jockey Name	Millane
Final Rank	3
Fastest Section Time (Section)	0:11.02 (600m)
Top Speed [km/h] (Section)	67.0 (400m)
Race State	Finished



Eagle Farm QLD Professional

Race 6: BECOME A BRC MEMBER Class 6 Plate - 1200m

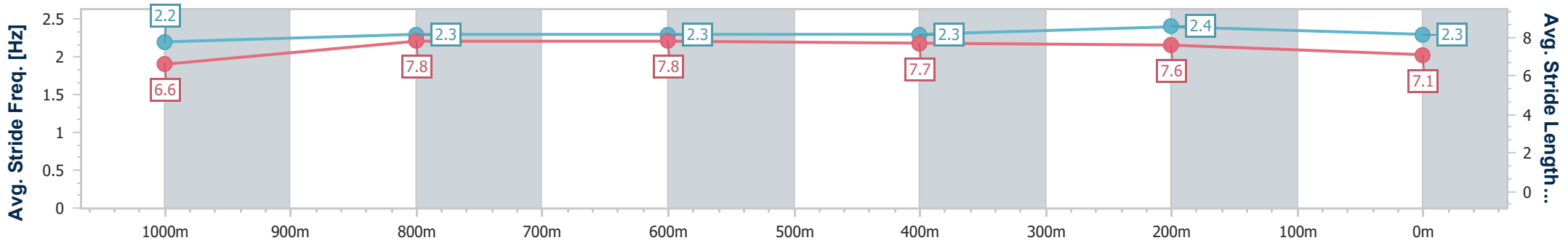
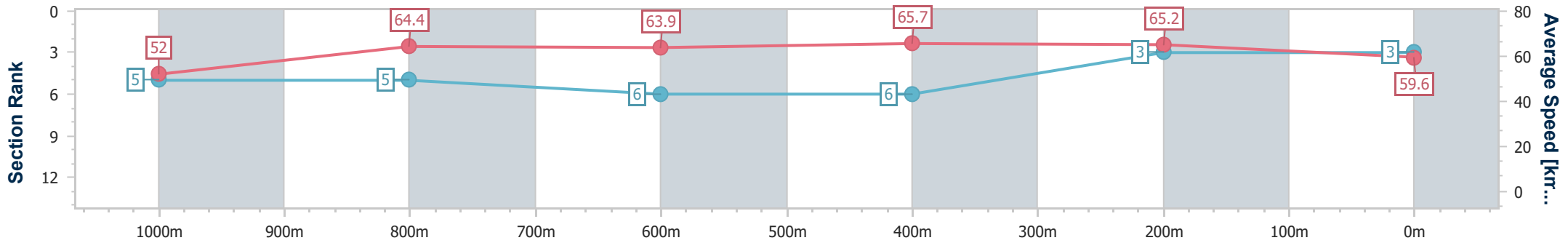
20 July 2024 - 14:58

Track Rating: Good 4, Weather: Fine, Rail Position: +0.5m Entire



BRISBANE RACING CLUB

Section	Overall	1000m	800m	600m	400m	200m
Section Times	1:10.69 [3] (0:13.86)	0:56.83 [5] (0:11.33)	0:45.50 [5] (0:11.36)	0:34.14 [6] (0:11.02)	0:23.12 [6] (0:11.02)	0:12.10 [3] (0:12.10)
Average Speed [km/h]	52.0	64.4	63.9	65.7	65.2	59.6
Top Speed [km/h]	65.9	65.9	65.3	66.7	67.0	63.2
Avg. Dist. to Rail [m]	1.9	2.3	1.6	1.4	5.1	6.3
Avg. Stride Freq. [Hz]	2.2	2.3	2.3	2.3	2.4	2.3
Avg. Stride Length [m]	6.6	7.8	7.8	7.7	7.6	7.1



- [] Ranking at each section and finish
- .-.- No data available at this section
- NA No data available



Horse/Jockey Name	Sweet Margot May
Final Rank	4
Fastest Section Time (Section)	0:10.97 (600m)
Top Speed [km/h] (Section)	66.4 (600m)
Race State	Finished



Eagle Farm QLD Professional

Race 6: BECOME A BRC MEMBER Class 6 Plate - 1200m

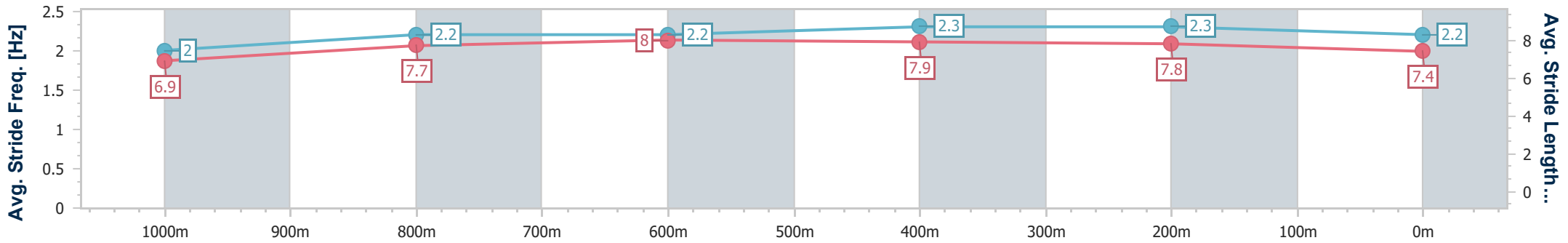
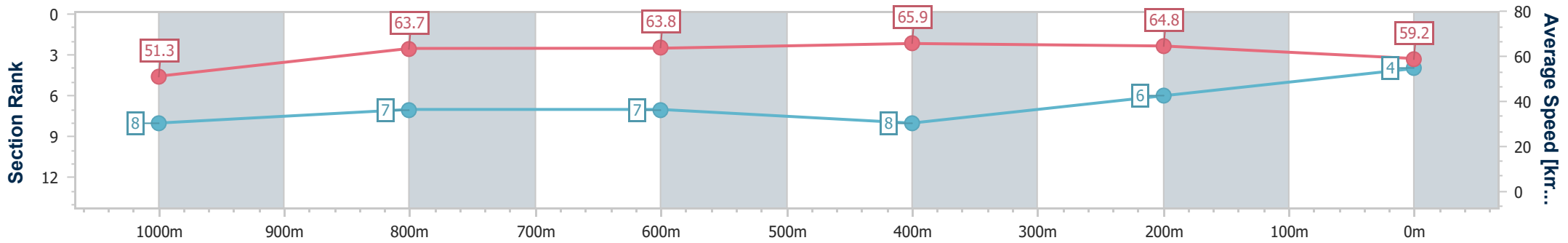
20 July 2024 - 14:58

Track Rating: Good 4, Weather: Fine, Rail Position: +0.5m Entire



BRISBANE RACING CLUB

Section	Overall	1000m	800m	600m	400m	200m
Section Times	1:10.98 [4] (0:14.10)	0:56.88 [8] (0:11.37)	0:45.51 [7] (0:11.30)	0:34.21 [7] (0:10.97)	0:23.24 [8] (0:11.11)	0:12.13 [6] (0:12.13)
Average Speed [km/h]	51.3	63.7	63.8	65.9	64.8	59.2
Top Speed [km/h]	65.3	64.5	64.9	66.4	66.0	62.4
Avg. Dist. to Rail [m]	3.0	1.7	0.6	0.5	4.6	5.1
Avg. Stride Freq. [Hz]	2.0	2.2	2.2	2.3	2.3	2.2
Avg. Stride Length [m]	6.9	7.7	8.0	7.9	7.8	7.4



- [] Ranking at each section and finish
- .-.- No data available at this section
- NA No data available



Horse/Jockey Name	Centrestone
Final Rank	5
Fastest Section Time (Section)	0:10.75 (600m)
Top Speed [km/h] (Section)	69.0 (600m)
Race State	Finished



Eagle Farm QLD Professional

Race 6: BECOME A BRC MEMBER Class 6 Plate - 1200m

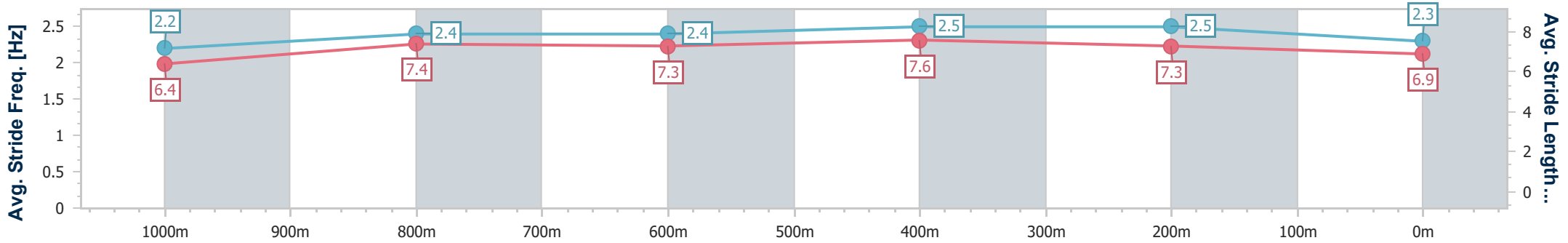
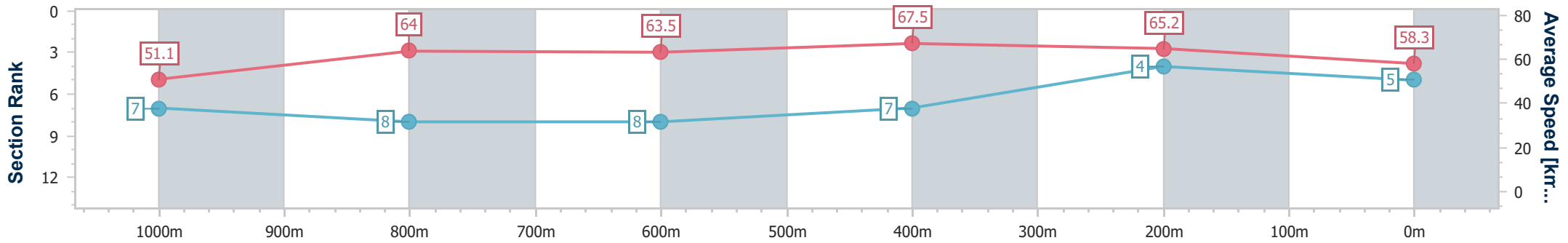
20 July 2024 - 14:58

Track Rating: Good 4, Weather: Fine, Rail Position: +0.5m Entire



BRISBANE RACING CLUB

Section	Overall	1000m	800m	600m	400m	200m
Section Times	1:11.08 [5] (0:14.09)	0:56.99 [7] (0:11.42)	0:45.57 [8] (0:11.41)	0:34.16 [8] (0:10.75)	0:23.41 [7] (0:11.05)	0:12.36 [4] (0:12.36)
Average Speed [km/h]	51.1	64.0	63.5	67.5	65.2	58.3
Top Speed [km/h]	63.6	65.5	65.0	69.0	68.4	62.4
Avg. Dist. to Rail [m]	5.6	2.8	2.0	1.4	8.2	9.8
Avg. Stride Freq. [Hz]	2.2	2.4	2.4	2.5	2.5	2.3
Avg. Stride Length [m]	6.4	7.4	7.3	7.6	7.3	6.9



- [] Ranking at each section and finish
- .-.- No data available at this section
- NA No data available



Horse/Jockey Name	The Face
Final Rank	6
Fastest Section Time (Section)	0:11.14 (600m)
Top Speed [km/h] (Section)	65.5 (1000m)
Race State	Finished



Eagle Farm QLD Professional

Race 6: BECOME A BRC MEMBER Class 6 Plate - 1200m

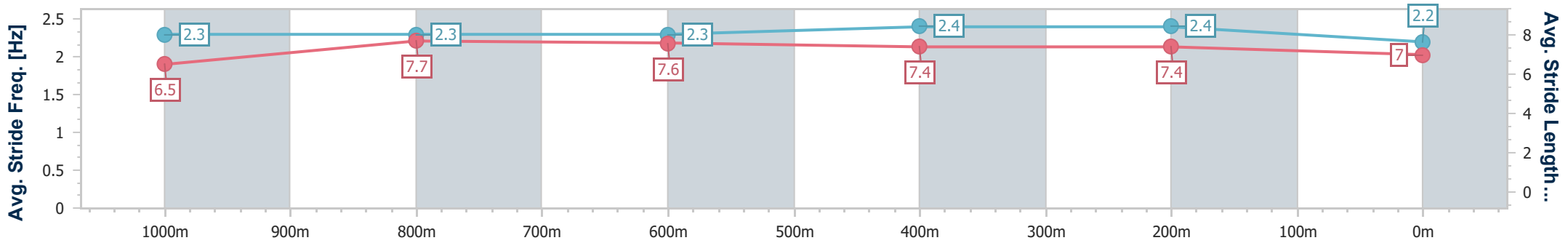
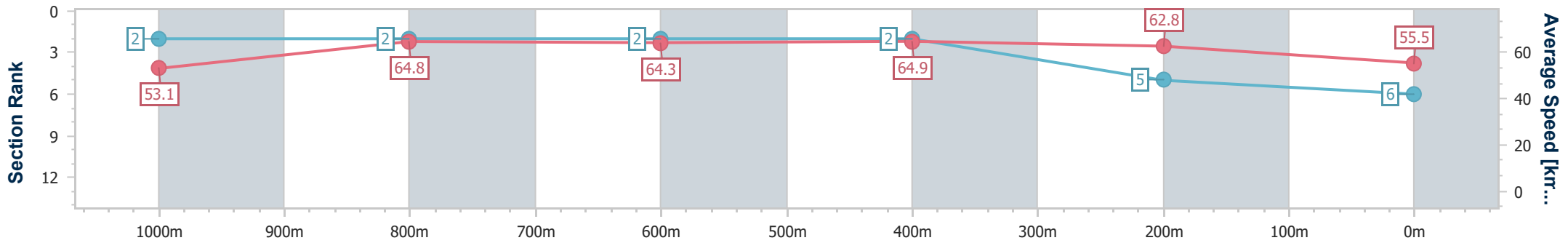
20 July 2024 - 14:58

Track Rating: Good 4, Weather: Fine, Rail Position: +0.5m Entire



BRISBANE RACING CLUB

Section	Overall	1000m	800m	600m	400m	200m
Section Times	1:11.70 [6] (0:13.56)	0:58.14 [2] (0:11.27)	0:46.87 [2] (0:11.28)	0:35.59 [2] (0:11.14)	0:24.45 [2] (0:11.48)	0:12.97 [5] (0:12.97)
Average Speed [km/h]	53.1	64.8	64.3	64.9	62.8	55.5
Top Speed [km/h]	65.3	65.5	65.0	65.4	64.8	59.7
Avg. Dist. to Rail [m]	3.3	2.5	2.2	1.0	2.9	5.4
Avg. Stride Freq. [Hz]	2.3	2.3	2.3	2.4	2.4	2.2
Avg. Stride Length [m]	6.5	7.7	7.6	7.4	7.4	7.0



- [] Ranking at each section and finish
- .-.- No data available at this section
- NA No data available



Horse/Jockey Name	Emperor
Final Rank	7
Fastest Section Time (Section)	0:11.02 (600m)
Top Speed [km/h] (Section)	66.4 (600m)
Race State	Finished



Eagle Farm QLD Professional

Race 6: BECOME A BRC MEMBER Class 6 Plate - 1200m

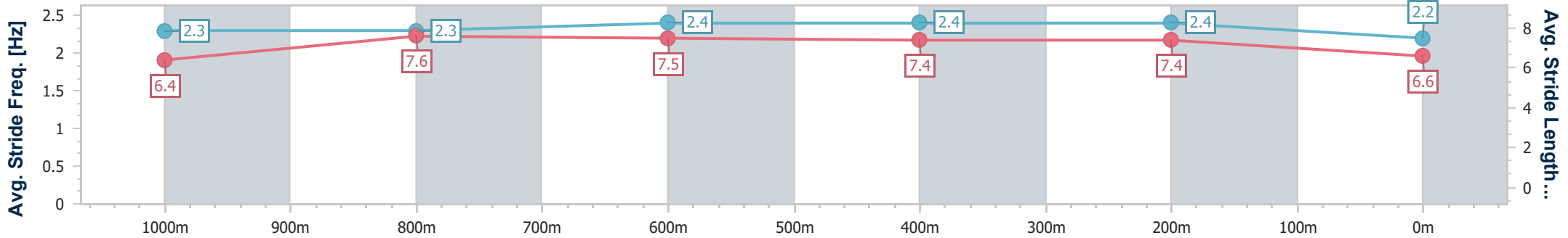
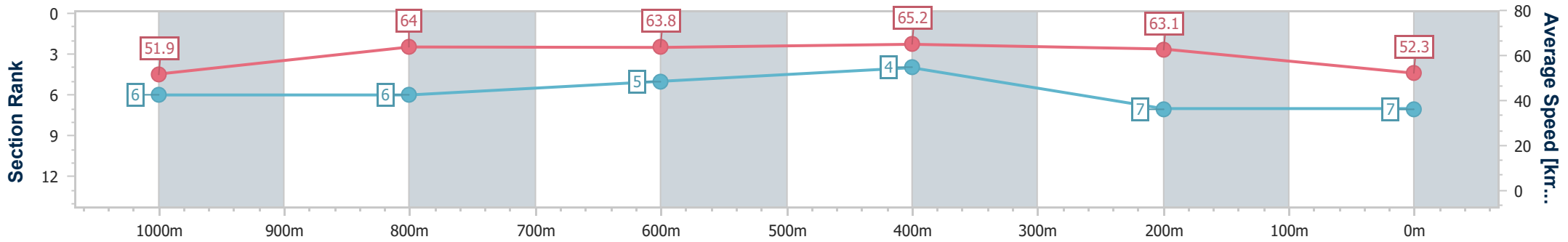
20 July 2024 - 14:58

Track Rating: Good 4, Weather: Fine, Rail Position: +0.5m Entire



BRISBANE RACING CLUB

Section	Overall	1000m	800m	600m	400m	200m
Section Times	1:12.67 [7] (0:13.92)	0:58.75 [6] (0:11.31)	0:47.44 [6] (0:11.28)	0:36.16 [5] (0:11.02)	0:25.14 [4] (0:11.41)	0:13.73 [7] (0:13.73)
Average Speed [km/h]	51.9	64.0	63.8	65.2	63.1	52.3
Top Speed [km/h]	65.2	65.3	64.9	66.4	65.9	58.0
Avg. Dist. to Rail [m]	1.1	1.3	0.4	0.9	1.4	4.6
Avg. Stride Freq. [Hz]	2.3	2.3	2.4	2.4	2.4	2.2
Avg. Stride Length [m]	6.4	7.6	7.5	7.4	7.4	6.6



- [] Ranking at each section and finish
- .-.- No data available at this section
- NA No data available



Horse/Jockey Name	Ravaged Award
Final Rank	8
Fastest Section Time (Section)	0:11.24 (600m)
Top Speed [km/h] (Section)	66.6 (Overall)
Race State	Finished



Eagle Farm QLD Professional

Race 6: BECOME A BRC MEMBER Class 6 Plate - 1200m

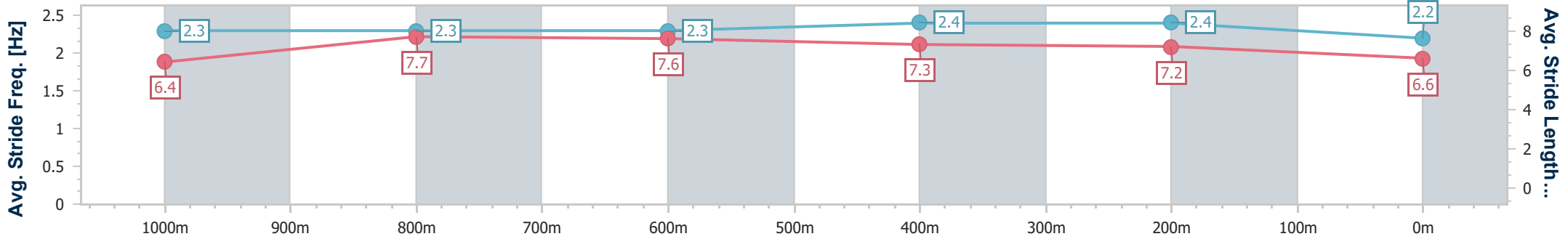
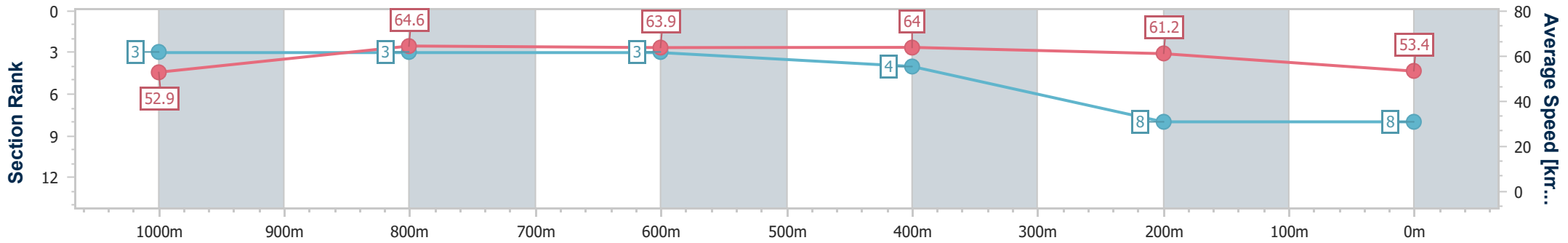
20 July 2024 - 14:58

Track Rating: Good 4, Weather: Fine, Rail Position: +0.5m Entire



BRISBANE RACING CLUB

Section	Overall	1000m	800m	600m	400m	200m
Section Times	1:12.74 [8] (0:13.63)	0:59.11 [3] (0:11.28)	0:47.83 [3] (0:11.38)	0:36.45 [3] (0:11.24)	0:25.21 [4] (0:11.78)	0:13.43 [8] (0:13.43)
Average Speed [km/h]	52.9	64.6	63.9	64.0	61.2	53.4
Top Speed [km/h]	66.6	66.2	65.3	65.4	64.2	57.9
Avg. Dist. to Rail [m]	1.1	2.4	1.8	0.4	0.6	1.0
Avg. Stride Freq. [Hz]	2.3	2.3	2.3	2.4	2.4	2.2
Avg. Stride Length [m]	6.4	7.7	7.6	7.3	7.2	6.6



- [] Ranking at each section and finish
- .-.- No data available at this section
- NA No data available



Eagle Farm QLD Professional

Race 7: MORETON HIRE QTIS Three-Year-Old Handicap - 1800m

20 July 2024 - 15:38



BRISBANE
RACING CLUB

Track Rating: Good 4, Weather: Fine, Rail Position: +0.5m Entire

Section														
Field Times	Overall	1600m	1400m	1200m	1000m	800m	600m	Last 600m						
	1:50.47 (0:14.03)	1:36.44 (0:11.06)	1:25.38 (0:11.23)	1:14.15 (0:12.14)	1:02.01 (0:12.37)	0:49.64 (0:12.17)	0:37.47 (0:12.34)	0:37.47						
Rank	TAB	Horse/Jockey	Barrier	Top Speed [km/h]	Fastest Section								Distance Travelled [m]	
1	9	KISSED BY EVIE Damien Thornton	13	67.1 1600m	0:11.12 1600m	1:50.47 [1] (0:14.53)	1:35.94 [9] (0:11.12)	1:24.82 [8] (0:11.29)	1:13.53 [7] (0:12.11)	1:01.42 [5] (0:12.38)	0:49.04 [5] (0:12.13)	0:36.91 [5] (0:12.08)	0:36.91	
2	13	FARWEST Angela Jones	1	65.9 1600m	0:11.04 1600m	1:50.84 [2] (0:14.43)	1:36.41 [7] (0:11.04)	1:25.37 [6] (0:11.40)	1:13.97 [5] (0:12.22)	1:01.75 [7] (0:12.48)	0:49.27 [7] (0:12.34)	0:36.93 [9] (0:12.23)	0:36.93	-16
3	10	POUTCHEK Cejay Graham	11	67.9 1600m	0:11.09 1600m	1:50.90 [3] (0:14.25)	1:36.65 [4] (0:11.09)	1:25.56 [5] (0:11.23)	1:14.33 [3] (0:12.13)	1:02.20 [4] (0:12.46)	0:49.74 [4] (0:12.33)	0:37.41 [4] (0:12.04)	0:37.41	-1
4	12	JENNI MOREESE Karl Zechner	3	67.9 1600m	0:11.16 1600m	1:50.96 [4] (0:14.50)	1:36.46 [8] (0:11.16)	1:25.30 [9] (0:11.37)	1:13.93 [8] (0:12.16)	1:01.77 [8] (0:12.47)	0:49.30 [8] (0:12.18)	0:37.12 [7] (0:11.89)	0:37.12	+2
5	1	ZAPHOD Andrew Mallyon	7	67.4 1400m	0:11.06 1600m	1:51.16 [5] (0:14.03)	1:37.13 [2] (0:11.06)	1:26.07 [1] (0:11.23)	1:14.84 [1] (0:12.14)	1:02.70 [1] (0:12.40)	0:50.30 [2] (0:12.18)	0:38.12 [2] (0:12.30)	0:38.12	-6
6	2	SHARP DAZZLER Emily Lang	2	65.6 1600m	0:11.26 1600m	1:51.17 [6] (0:14.36)	1:36.81 [6] (0:11.26)	1:25.55 [7] (0:11.67)	1:13.88 [9] (0:12.28)	1:01.60 [11] (0:12.46)	0:49.14 [10] (0:11.82)	0:37.32 [8] (0:11.98)	0:37.32	-7
7	4	ASHFALL Nikita Beriman	10	67.8 1600m	0:11.18 1600m	1:51.45 [7] (0:14.80)	1:36.65 [11] (0:11.18)	1:25.47 [10] (0:11.68)	1:13.79 [12] (0:12.19)	1:01.60 [13] (0:12.59)	0:49.01 [13] (0:11.98)	0:37.03 [13] (0:11.94)	0:37.03	-5
8	5	CONEY ISLAND BABY Brooke Ainsworth	4	65.6 1600m	0:11.06 1600m	1:52.95 [8] (0:14.03)	1:38.92 [1] (0:11.06)	1:27.86 [2] (0:11.27)	1:16.59 [2] (0:12.12)	1:04.47 [2] (0:12.35)	0:52.12 [1] (0:12.17)	0:39.95 [1] (0:12.45)	0:39.95	-17
9	7	LISSARO Rikki Jamieson	12	66.4 1400m	0:11.20 1600m	1:53.68 [9] (0:15.08)	1:38.60 [13] (0:11.20)	1:27.40 [12] (0:11.36)	1:16.04 [11] (0:11.91)	1:04.13 [10] (0:12.63)	0:51.50 [11] (0:12.06)	0:39.44 [12] (0:12.39)	0:39.44	-10
10	6	GLASS OF ROSE Taylor Marshall	5	67.6 1600m	0:11.01 1600m	1:53.69 [10] (0:14.29)	1:39.40 [5] (0:11.01)	1:28.39 [4] (0:11.58)	1:16.81 [6] (0:12.18)	1:04.63 [6] (0:12.44)	0:52.19 [6] (0:12.12)	0:40.07 [6] (0:12.24)	0:40.07	-1

Did Not Finish: Power Pack (#3), Victory Command (#11)

Scratched: Rubaahy (#8)

Report Created: Sat 20 July 2024 16:23 GMT+10 (Note: Timing is based on position data)

Page 1/19

[] Ranking at each section and finish
 -:-:- No data available at this section
 NA No data available

SCN Saddle cloth number
 DNF Did not finish
 DNT Did not track

data processed by TRIPLES DATA



Eagle Farm QLD Professional

Race 7: MORETON HIRE QTIS Three-Year-Old Handicap - 1800m

20 July 2024 - 15:38



BRISBANE
RACING CLUB

Track Rating: Good 4, Weather: Fine, Rail Position: +0.5m Entire

Section	Overall	1600m	1400m	1200m	1000m	800m	600m	Last 600m
Field Times	1:50.47 (0:14.03)	1:36.44 (0:11.06)	1:25.38 (0:11.23)	1:14.15 (0:12.14)	1:02.01 (0:12.37)	0:49.64 (0:12.17)	0:37.47 (0:12.34)	0:37.47

Rank	TAB	Horse/Jockey	Barrier	Top Speed [km/h]	Fastest Section	Distance Travelled [m]
11	14	EASTOWN	6	66.8	0:11.11	-6
		Samantha Collett		Overall	1600m	

Did Not Finish: Power Pack (#3), Victory Command (#11)

Scratched: Rubaahy (#8)

[] Ranking at each section and finish
 -:-:- No data available at this section
 NA No data available

SCN Saddle cloth number
 DNF Did not finish
 DNT Did not track



Eagle Farm QLD Professional

Race 7: MORETON HIRE QTIS Three-Year-Old Handicap - 1800m

20 July 2024 - 15:38



BRISBANE
RACING CLUB

Track Rating: Good 4, Weather: Fine, Rail Position: +0.5m Entire

Section				400m	200m			Last 600m		
Field Times				0:25.13 (0:12.22)	0:12.91 (0:12.91)			0:37.47		
Rank	TAB	Horse/Jockey	Barrier	Top Speed [km/h]	Fastest Section	Margin			Distance Travelled [m]	
1	9	KISSED BY EVIE Damien Thornton	13	67.1 1600m	0:11.12 1600m	0:24.83 [4] (0:11.92)	0:12.91 [1] (0:12.91)	1:50.47	0:36.91	
2	13	FARWEST Angela Jones	1	65.9 1600m	0:11.04 1600m	0:24.70 [9] (0:12.01)	0:12.69 [6] (0:12.69)	2.2L	0:36.93	-16
3	10	POUTCHEK Cejay Graham	11	67.9 1600m	0:11.09 1600m	0:25.37 [3] (0:12.08)	0:13.29 [2] (0:13.29)	2.51L	0:37.41	-1
4	12	JENNI MOREESE Karl Zechner	3	67.9 1600m	0:11.16 1600m	0:25.23 [5] (0:12.05)	0:13.18 [4] (0:13.18)	2.85L	0:37.12	+2
5	1	ZAPHOD Andrew Mallyon	7	67.4 1400m	0:11.06 1600m	0:25.82 [1] (0:12.37)	0:13.45 [3] (0:13.45)	4.04L	0:38.12	-6
6	2	SHARP DAZZLER Emily Lang	2	65.6 1600m	0:11.26 1600m	0:25.34 [6] (0:12.12)	0:13.22 [5] (0:13.22)	4.11L	0:37.32	-7
7	4	ASHFALL Nikita Beriman	10	67.8 1600m	0:11.18 1600m	0:25.09 [10] (0:12.05)	0:13.04 [7] (0:13.04)	5.79L	0:37.03	-5
8	5	CONEY ISLAND BABY Brooke Ainsworth	4	65.6 1600m	0:11.06 1600m	0:27.50 [2] (0:12.97)	0:14.53 [8] (0:14.53)	14.57L	0:39.95	-17
9	7	LISSARO Rikki Jamieson	12	66.4 1400m	0:11.20 1600m	0:27.05 [11] (0:12.94)	0:14.11 [11] (0:14.11)	18.88L	0:39.44	-10
10	6	GLASS OF ROSE Taylor Marshall	5	67.6 1600m	0:11.01 1600m	0:27.83 [7] (0:12.84)	0:14.99 [9] (0:14.99)	18.91L	0:40.07	-1

Did Not Finish: Power Pack (#3), Victory Command (#11)

Scratched: Rubaahy (#8)



Eagle Farm QLD Professional

Race 7: MORETON HIRE QTIS Three-Year-Old Handicap - 1800m

20 July 2024 - 15:38



BRISBANE
RACING CLUB

Track Rating: Good 4, Weather: Fine, Rail Position: +0.5m Entire

Section		400m	200m			Last 600m			
Field Times		0:25.13 (0:12.22)	0:12.91 (0:12.91)			0:37.47			
Rank	TAB Horse/Jockey	Barrier	Top Speed [km/h]	Fastest Section	Margin	Distance Travelled [m]			
11	14 EASTOWN	6	66.8	0:11.11	0:27.99 [8]	0:14.88 [10]	20.22L	0:40.57	-6
	Samantha Collett		Overall	1600m	(0:13.11)	(0:14.88)			

Did Not Finish: Power Pack (#3), Victory Command (#11)

Scratched: Rubaahy (#8)

[] Ranking at each section and finish
 -:-:-:- No data available at this section
 NA No data available

SCN Saddle cloth number
 DNF Did not finish
 DNT Did not track



Horse/Jockey Name	Kissed By Evie
Final Rank	1
Fastest Section Time (Section)	0:11.12 (1600m)
Top Speed [km/h] (Section)	67.1 (1600m)
Race State	Finished



Eagle Farm QLD Professional
Race 7: MORETON HIRE QTIS Three-Year-Old Handicap - 1800m

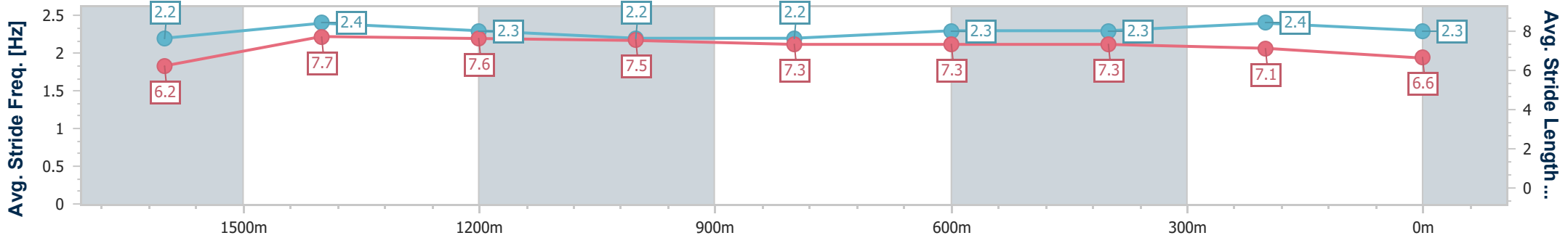
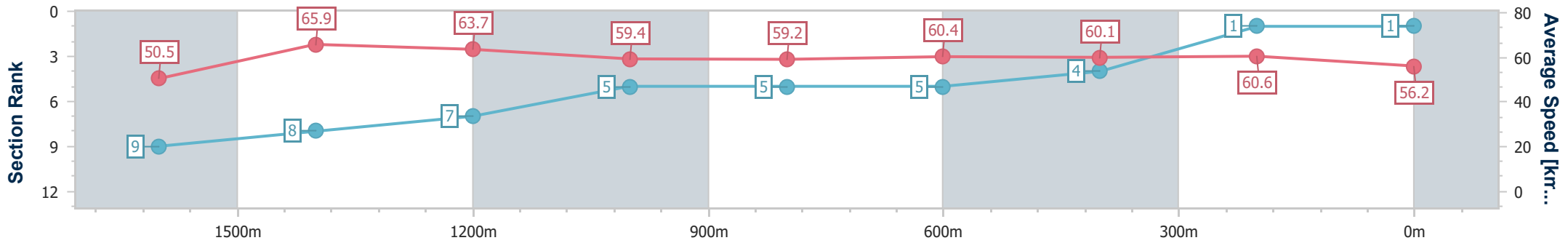


20 July 2024 - 15:38

BRISBANE RACING CLUB

Track Rating: Good 4, Weather: Fine, Rail Position: +0.5m Entire

Section	Overall	1600m	1400m	1200m	1000m	800m	600m	400m	200m
Section Times	1:50.47 [1] (0:14.53)	1:35.94 [9] (0:11.12)	1:24.82 [8] (0:11.29)	1:13.53 [7] (0:12.11)	1:01.42 [5] (0:12.38)	0:49.04 [5] (0:12.13)	0:36.91 [5] (0:12.08)	0:24.83 [4] (0:11.92)	0:12.91 [1] (0:12.91)
Average Speed [km/h]	50.5	65.9	63.7	59.4	59.2	60.4	60.1	60.6	56.2
Top Speed [km/h]	65.2	67.1	65.5	61.5	61.5	61.3	62.4	62.4	58.2
Avg. Dist. to Rail [m]	8.1	4.1	2.7	2.9	3.1	3.5	2.3	5.7	5.2
Avg. Stride Freq. [Hz]	2.2	2.4	2.3	2.2	2.2	2.3	2.3	2.4	2.3
Avg. Stride Length [m]	6.2	7.7	7.6	7.5	7.3	7.3	7.3	7.1	6.6



- [] Ranking at each section and finish
- .-.- No data available at this section
- NA No data available



Horse/Jockey Name	Farwest
Final Rank	2
Fastest Section Time (Section)	0:11.04 (1600m)
Top Speed [km/h] (Section)	65.9 (1600m)
Race State	Finished



Eagle Farm QLD Professional
Race 7: MORETON HIRE QTIS Three-Year-Old Handicap - 1800m

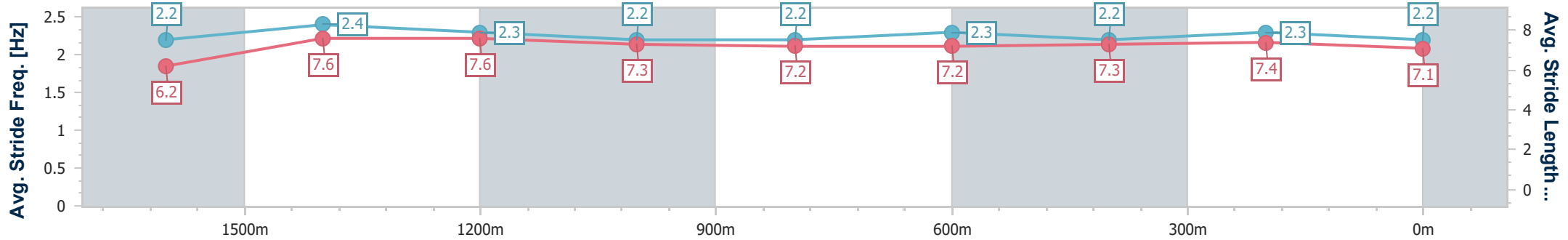
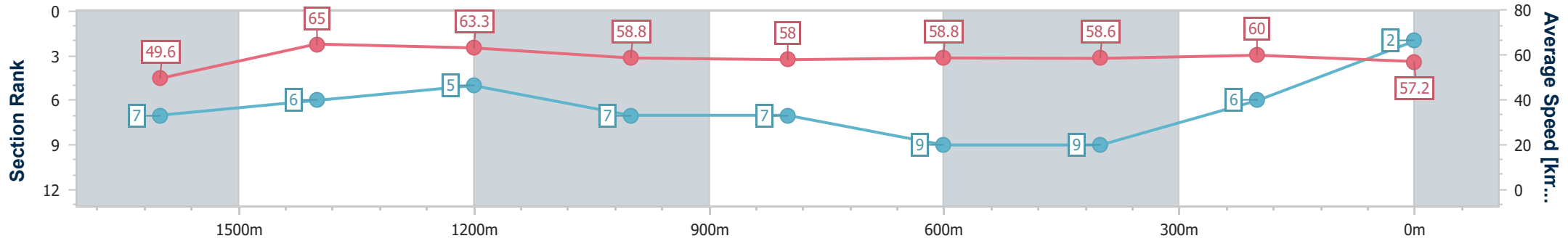


20 July 2024 - 15:38

BRISBANE RACING CLUB

Track Rating: Good 4, Weather: Fine, Rail Position: +0.5m Entire

Section	Overall	1600m	1400m	1200m	1000m	800m	600m	400m	200m
Section Times	1:50.84 [2] (0:14.43)	1:36.41 [7] (0:11.04)	1:25.37 [6] (0:11.40)	1:13.97 [5] (0:12.22)	1:01.75 [7] (0:12.48)	0:49.27 [7] (0:12.34)	0:36.93 [9] (0:12.23)	0:24.70 [9] (0:12.01)	0:12.69 [6] (0:12.69)
Average Speed [km/h]	49.6	65.0	63.3	58.8	58.0	58.8	58.6	60.0	57.2
Top Speed [km/h]	63.8	65.9	65.5	61.2	61.0	60.5	59.6	61.0	58.5
Avg. Dist. to Rail [m]	1.6	0.7	0.4	0.7	1.0	1.3	1.1	5.4	7.2
Avg. Stride Freq. [Hz]	2.2	2.4	2.3	2.2	2.2	2.3	2.2	2.3	2.2
Avg. Stride Length [m]	6.2	7.6	7.6	7.3	7.2	7.2	7.3	7.4	7.1



- [] Ranking at each section and finish
- .-.- No data available at this section
- NA No data available



Horse/Jockey Name	Poutchek
Final Rank	3
Fastest Section Time (Section)	0:11.09 (1600m)
Top Speed [km/h] (Section)	67.9 (1600m)
Race State	Finished



Eagle Farm QLD Professional
Race 7: MORETON HIRE QTIS Three-Year-Old Handicap - 1800m

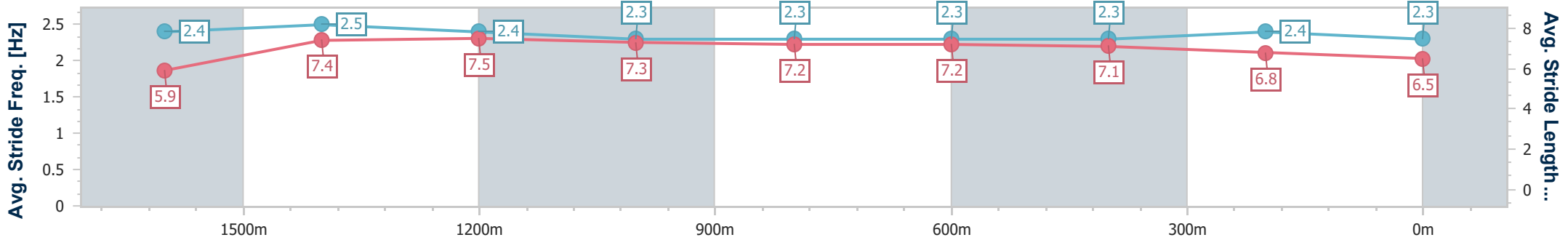
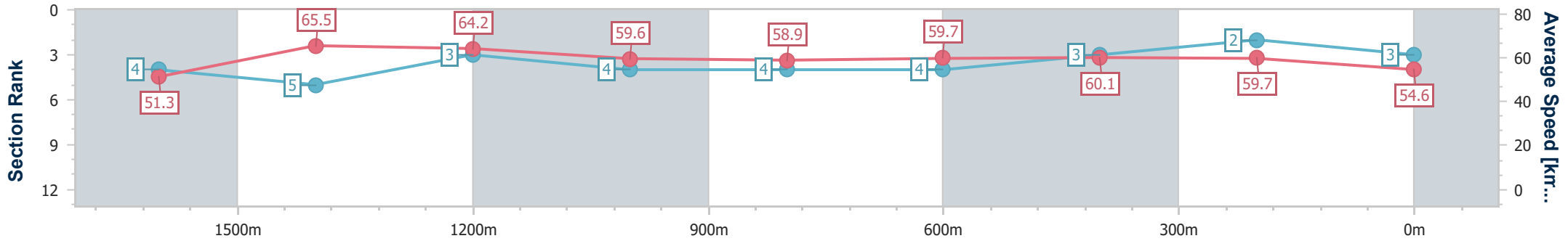


20 July 2024 - 15:38

BRISBANE RACING CLUB

Track Rating: Good 4, Weather: Fine, Rail Position: +0.5m Entire

Section	Overall	1600m	1400m	1200m	1000m	800m	600m	400m	200m
Section Times	1:50.90 [3] (0:14.25)	1:36.65 [4] (0:11.09)	1:25.56 [5] (0:11.23)	1:14.33 [3] (0:12.13)	1:02.20 [4] (0:12.46)	0:49.74 [4] (0:12.33)	0:37.41 [4] (0:12.04)	0:25.37 [3] (0:12.08)	0:13.29 [2] (0:13.29)
Average Speed [km/h]	51.3	65.5	64.2	59.6	58.9	59.7	60.1	59.7	54.6
Top Speed [km/h]	66.2	67.9	65.8	61.5	62.2	61.0	61.4	60.9	56.8
Avg. Dist. to Rail [m]	6.3	3.3	1.6	2.6	3.9	4.5	1.6	2.9	2.3
Avg. Stride Freq. [Hz]	2.4	2.5	2.4	2.3	2.3	2.3	2.3	2.4	2.3
Avg. Stride Length [m]	5.9	7.4	7.5	7.3	7.2	7.2	7.1	6.8	6.5



- [] Ranking at each section and finish
- .-.- No data available at this section
- NA No data available



Horse/Jockey Name	Jenni Moreese
Final Rank	4
Fastest Section Time (Section)	0:11.16 (1600m)
Top Speed [km/h] (Section)	67.9 (1600m)
Race State	Finished



Eagle Farm QLD Professional
Race 7: MORETON HIRE QTIS Three-Year-Old Handicap - 1800m

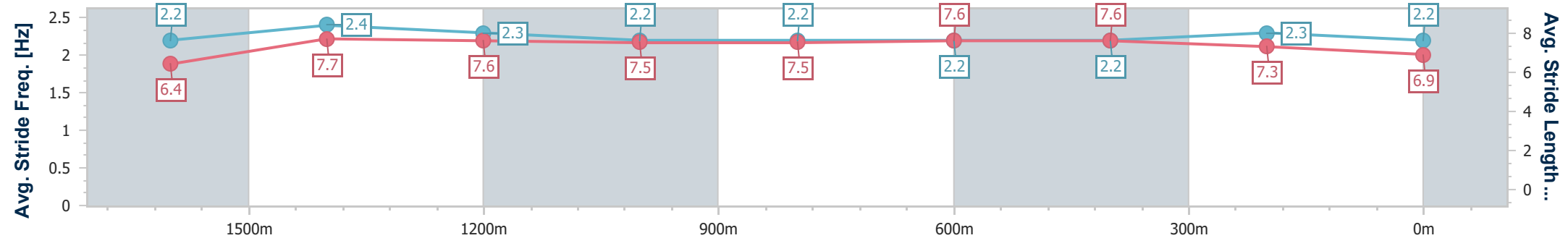
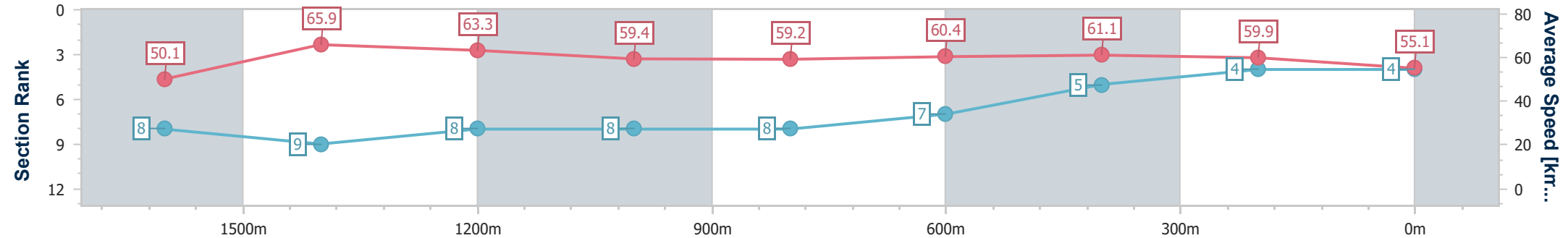


BRISBANE RACING CLUB

20 July 2024 - 15:38

Track Rating: Good 4, Weather: Fine, Rail Position: +0.5m Entire

Section	Overall	1600m	1400m	1200m	1000m	800m	600m	400m	200m
Section Times	1:50.96 [4] (0:14.50)	1:36.46 [8] (0:11.16)	1:25.30 [9] (0:11.37)	1:13.93 [8] (0:12.16)	1:01.77 [8] (0:12.47)	0:49.30 [8] (0:12.18)	0:37.12 [7] (0:11.89)	0:25.23 [5] (0:12.05)	0:13.18 [4] (0:13.18)
Average Speed [km/h]	50.1	65.9	63.3	59.4	59.2	60.4	61.1	59.9	55.1
Top Speed [km/h]	63.3	67.9	65.9	61.3	62.0	62.1	62.2	61.5	57.3
Avg. Dist. to Rail [m]	3.4	4.8	4.5	5.3	4.7	4.6	2.1	3.5	5.5
Avg. Stride Freq. [Hz]	2.2	2.4	2.3	2.2	2.2	2.2	2.2	2.3	2.2
Avg. Stride Length [m]	6.4	7.7	7.6	7.5	7.5	7.6	7.6	7.3	6.9



- [] Ranking at each section and finish
- .-.- No data available at this section
- NA No data available



Horse/Jockey Name	Zaphod
Final Rank	5
Fastest Section Time (Section)	0:11.06 (1600m)
Top Speed [km/h] (Section)	67.4 (1400m)
Race State	Finished



Eagle Farm QLD Professional
Race 7: MORETON HIRE QTIS Three-Year-Old Handicap - 1800m

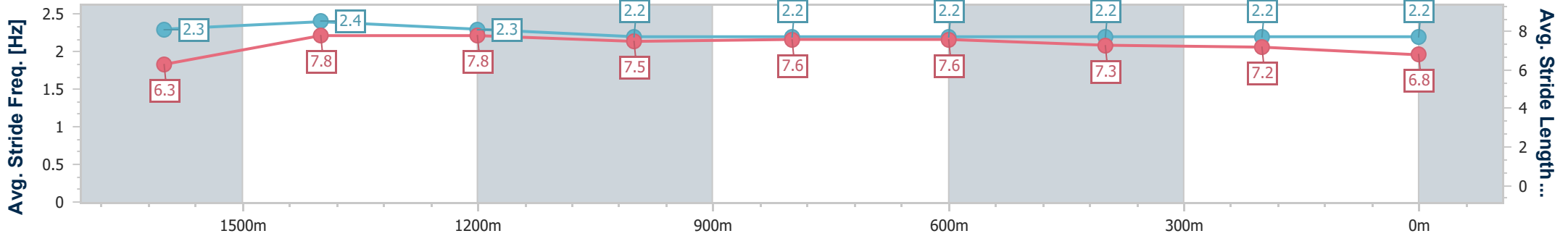
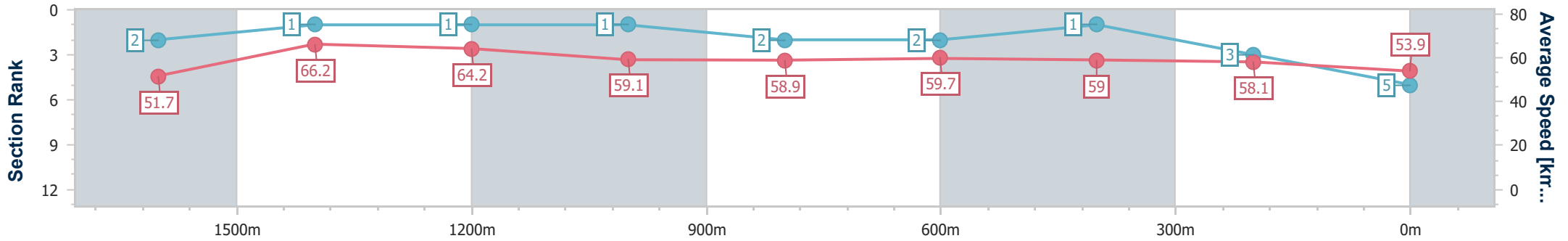


20 July 2024 - 15:38

BRISBANE RACING CLUB

Track Rating: Good 4, Weather: Fine, Rail Position: +0.5m Entire

Section	Overall	1600m	1400m	1200m	1000m	800m	600m	400m	200m
Section Times	1:51.16 [5] (0:14.03)	1:37.13 [2] (0:11.06)	1:26.07 [1] (0:11.23)	1:14.84 [1] (0:12.14)	1:02.70 [1] (0:12.40)	0:50.30 [2] (0:12.18)	0:38.12 [2] (0:12.30)	0:25.82 [1] (0:12.37)	0:13.45 [3] (0:13.45)
Average Speed [km/h]	51.7	66.2	64.2	59.1	58.9	59.7	59.0	58.1	53.9
Top Speed [km/h]	66.0	66.9	67.4	61.2	60.2	60.3	60.2	59.3	56.3
Avg. Dist. to Rail [m]	4.8	3.3	3.3	1.9	2.2	2.4	1.5	3.1	2.5
Avg. Stride Freq. [Hz]	2.3	2.4	2.3	2.2	2.2	2.2	2.2	2.2	2.2
Avg. Stride Length [m]	6.3	7.8	7.8	7.5	7.6	7.6	7.3	7.2	6.8



- [] Ranking at each section and finish
- .-.- No data available at this section
- NA No data available



Horse/Jockey Name	Sharp Dazzler
Final Rank	6
Fastest Section Time (Section)	0:11.26 (1600m)
Top Speed [km/h] (Section)	65.6 (1600m)
Race State	Finished



Eagle Farm QLD Professional
Race 7: MORETON HIRE QTIS Three-Year-Old Handicap - 1800m

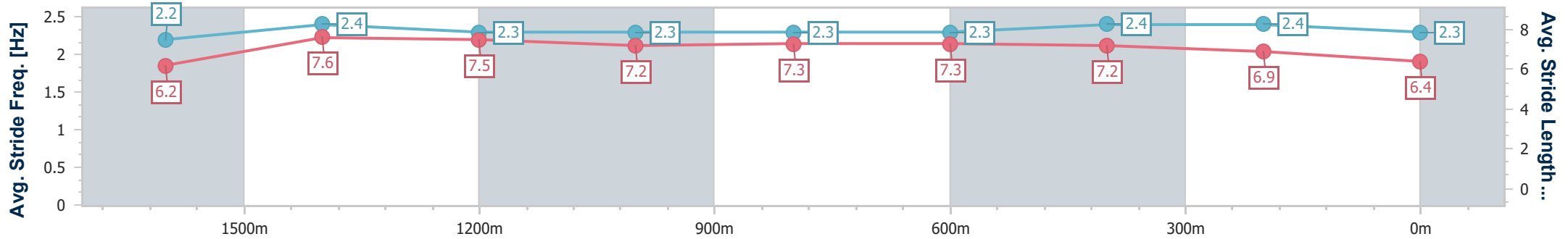
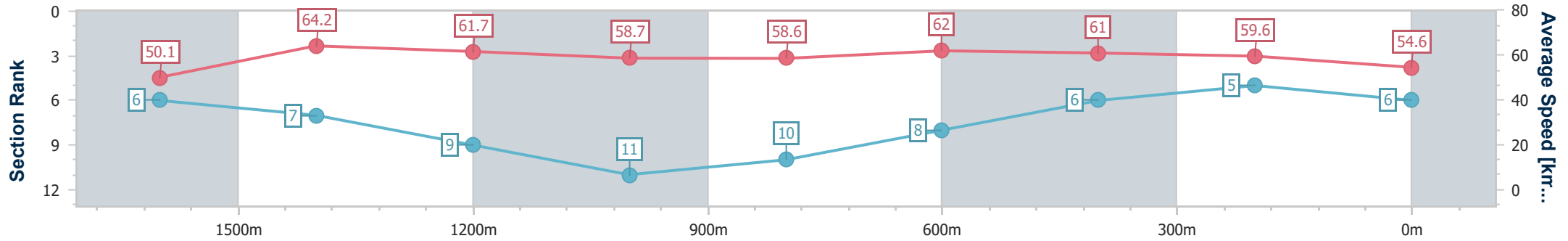


BRISBANE RACING CLUB

20 July 2024 - 15:38

Track Rating: Good 4, Weather: Fine, Rail Position: +0.5m Entire

Section	Overall	1600m	1400m	1200m	1000m	800m	600m	400m	200m
Section Times	1:51.17 [6] (0:14.36)	1:36.81 [6] (0:11.26)	1:25.55 [7] (0:11.67)	1:13.88 [9] (0:12.28)	1:01.60 [11] (0:12.46)	0:49.14 [10] (0:11.82)	0:37.32 [8] (0:11.98)	0:25.34 [6] (0:12.12)	0:13.22 [5] (0:13.22)
Average Speed [km/h]	50.1	64.2	61.7	58.7	58.6	62.0	61.0	59.6	54.6
Top Speed [km/h]	62.9	65.6	64.2	60.8	61.4	62.6	62.9	61.2	57.6
Avg. Dist. to Rail [m]	1.3	1.1	2.5	2.9	2.8	3.3	3.4	7.7	9.0
Avg. Stride Freq. [Hz]	2.2	2.4	2.3	2.3	2.3	2.3	2.4	2.4	2.3
Avg. Stride Length [m]	6.2	7.6	7.5	7.2	7.3	7.3	7.2	6.9	6.4



- [] Ranking at each section and finish
- .-.- No data available at this section
- NA No data available



Horse/Jockey Name	Ashfall
Final Rank	7
Fastest Section Time (Section)	0:11.18 (1600m)
Top Speed [km/h] (Section)	67.8 (1600m)
Race State	Finished



Eagle Farm QLD Professional
Race 7: MORETON HIRE QTIS Three-Year-Old Handicap - 1800m

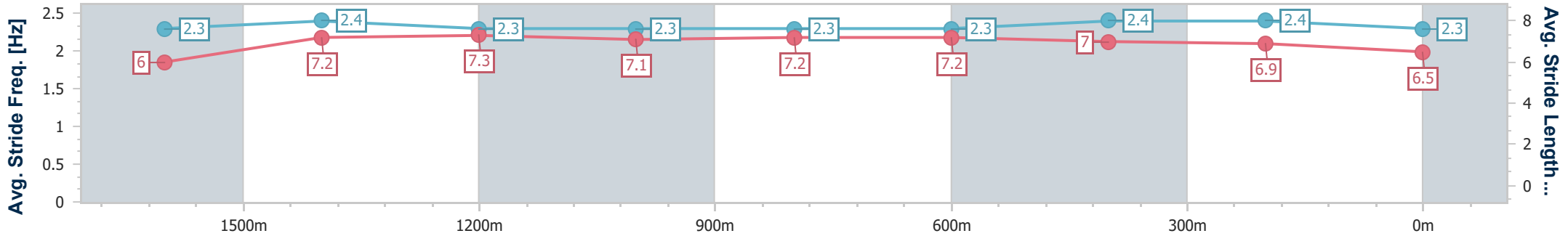
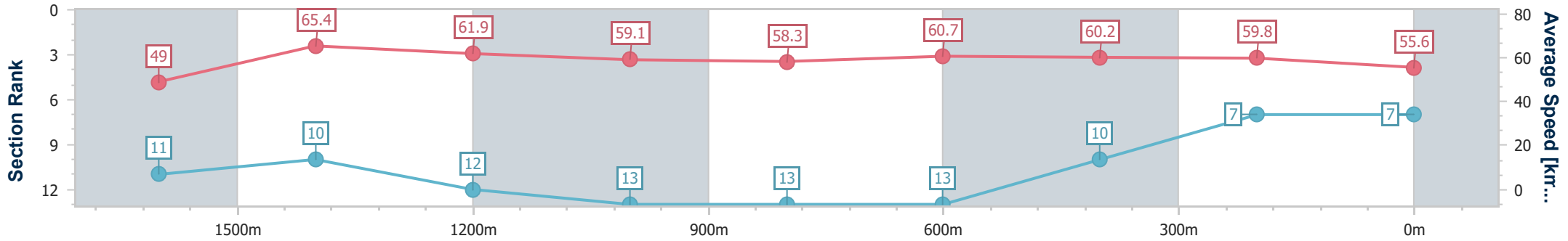


20 July 2024 - 15:38

BRISBANE RACING CLUB

Track Rating: Good 4, Weather: Fine, Rail Position: +0.5m Entire

Section	Overall	1600m	1400m	1200m	1000m	800m	600m	400m	200m
Section Times	1:51.45 [7] (0:14.80)	1:36.65 [11] (0:11.18)	1:25.47 [10] (0:11.68)	1:13.79 [12] (0:12.19)	1:01.60 [13] (0:12.59)	0:49.01 [13] (0:11.98)	0:37.03 [13] (0:11.94)	0:25.09 [10] (0:12.05)	0:13.04 [7] (0:13.04)
Average Speed [km/h]	49.0	65.4	61.9	59.1	58.3	60.7	60.2	59.8	55.6
Top Speed [km/h]	64.1	67.8	65.4	62.4	59.4	61.5	60.9	60.9	57.6
Avg. Dist. to Rail [m]	4.8	4.7	5.6	4.7	3.4	2.1	0.8	5.7	6.2
Avg. Stride Freq. [Hz]	2.3	2.4	2.3	2.3	2.3	2.3	2.4	2.4	2.3
Avg. Stride Length [m]	6.0	7.2	7.3	7.1	7.2	7.2	7.0	6.9	6.5



- [] Ranking at each section and finish
- .-.- No data available at this section
- NA No data available



Horse/Jockey Name	Coney Island Baby
Final Rank	8
Fastest Section Time (Section)	0:11.06 (1600m)
Top Speed [km/h] (Section)	65.6 (1600m)
Race State	Finished



Eagle Farm QLD Professional
Race 7: MORETON HIRE QTIS Three-Year-Old Handicap - 1800m

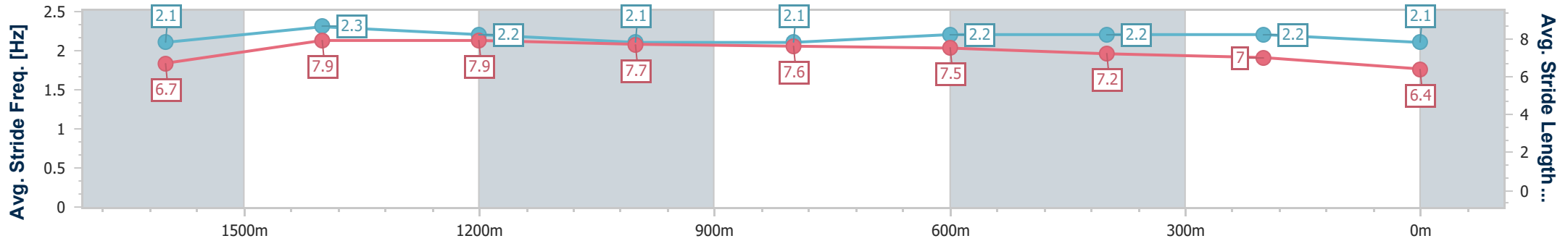
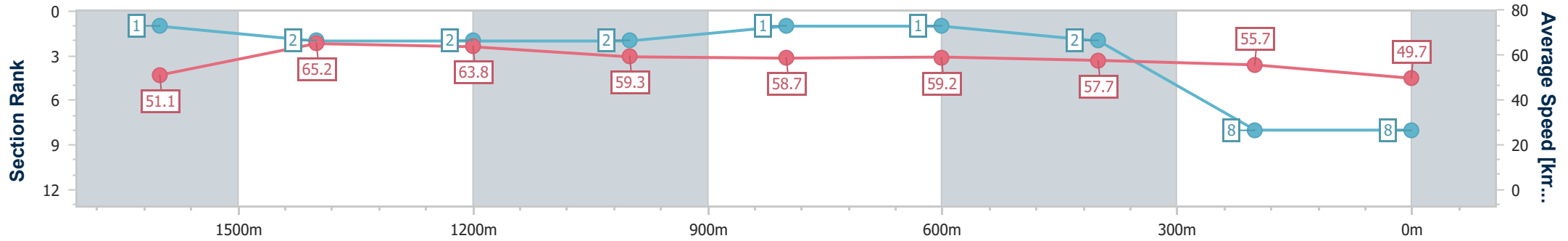


20 July 2024 - 15:38

BRISBANE RACING CLUB

Track Rating: Good 4, Weather: Fine, Rail Position: +0.5m Entire

Section	Overall	1600m	1400m	1200m	1000m	800m	600m	400m	200m
Section Times	1:52.95 [8] (0:14.03)	1:38.92 [1] (0:11.06)	1:27.86 [2] (0:11.27)	1:16.59 [2] (0:12.12)	1:04.47 [2] (0:12.35)	0:52.12 [1] (0:12.17)	0:39.95 [1] (0:12.45)	0:27.50 [2] (0:12.97)	0:14.53 [8] (0:14.53)
Average Speed [km/h]	51.1	65.2	63.8	59.3	58.7	59.2	57.7	55.7	49.7
Top Speed [km/h]	64.3	65.6	65.5	61.3	59.5	60.0	58.3	57.3	53.0
Avg. Dist. to Rail [m]	2.4	0.6	1.1	1.1	0.7	0.5	0.4	1.8	2.8
Avg. Stride Freq. [Hz]	2.1	2.3	2.2	2.1	2.1	2.2	2.2	2.2	2.1
Avg. Stride Length [m]	6.7	7.9	7.9	7.7	7.6	7.5	7.2	7.0	6.4



- [] Ranking at each section and finish
- .-.- No data available at this section
- NA No data available



Horse/Jockey Name	Lissaro
Final Rank	9
Fastest Section Time (Section)	0:11.20 (1600m)
Top Speed [km/h] (Section)	66.4 (1400m)
Race State	Finished



Eagle Farm QLD Professional
Race 7: MORETON HIRE QTIS Three-Year-Old Handicap - 1800m

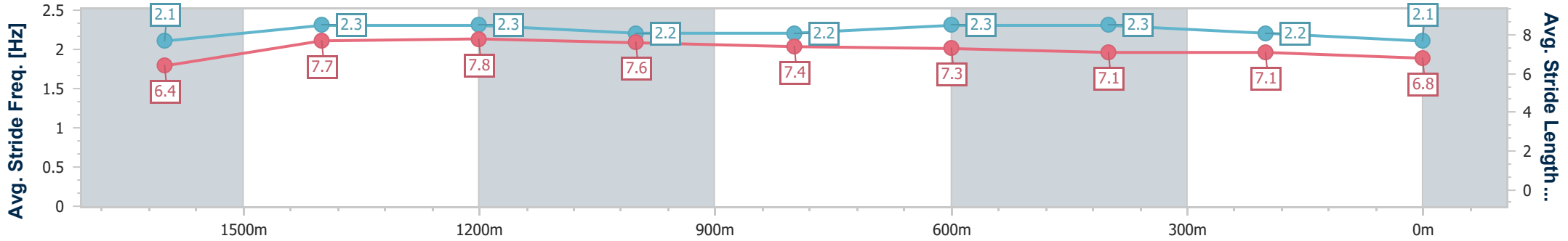
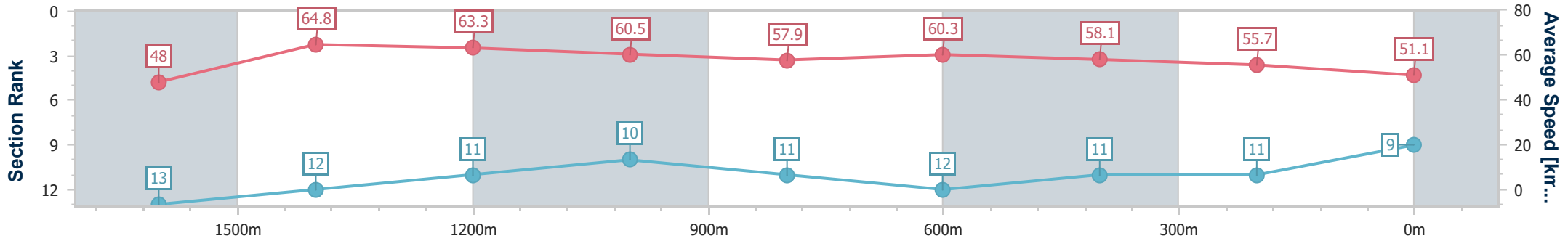


BRISBANE RACING CLUB

20 July 2024 - 15:38

Track Rating: Good 4, Weather: Fine, Rail Position: +0.5m Entire

Section	Overall	1600m	1400m	1200m	1000m	800m	600m	400m	200m
Section Times	1:53.68 [9] (0:15.08)	1:38.60 [13] (0:11.20)	1:27.40 [12] (0:11.36)	1:16.04 [11] (0:11.91)	1:04.13 [10] (0:12.63)	0:51.50 [11] (0:12.06)	0:39.44 [12] (0:12.39)	0:27.05 [11] (0:12.94)	0:14.11 [11] (0:14.11)
Average Speed [km/h]	48.0	64.8	63.3	60.5	57.9	60.3	58.1	55.7	51.1
Top Speed [km/h]	63.5	65.5	66.4	63.1	59.4	61.4	59.4	58.6	52.4
Avg. Dist. to Rail [m]	5.7	1.5	2.5	1.8	2.8	2.5	0.9	2.5	4.9
Avg. Stride Freq. [Hz]	2.1	2.3	2.3	2.2	2.2	2.3	2.3	2.2	2.1
Avg. Stride Length [m]	6.4	7.7	7.8	7.6	7.4	7.3	7.1	7.1	6.8



- [] Ranking at each section and finish
- .-.- No data available at this section
- NA No data available



Horse/Jockey Name	Glass Of Rose
Final Rank	10
Fastest Section Time (Section)	0:11.01 (1600m)
Top Speed [km/h] (Section)	67.6 (1600m)
Race State	Finished



Eagle Farm QLD Professional
Race 7: MORETON HIRE QTIS Three-Year-Old Handicap - 1800m

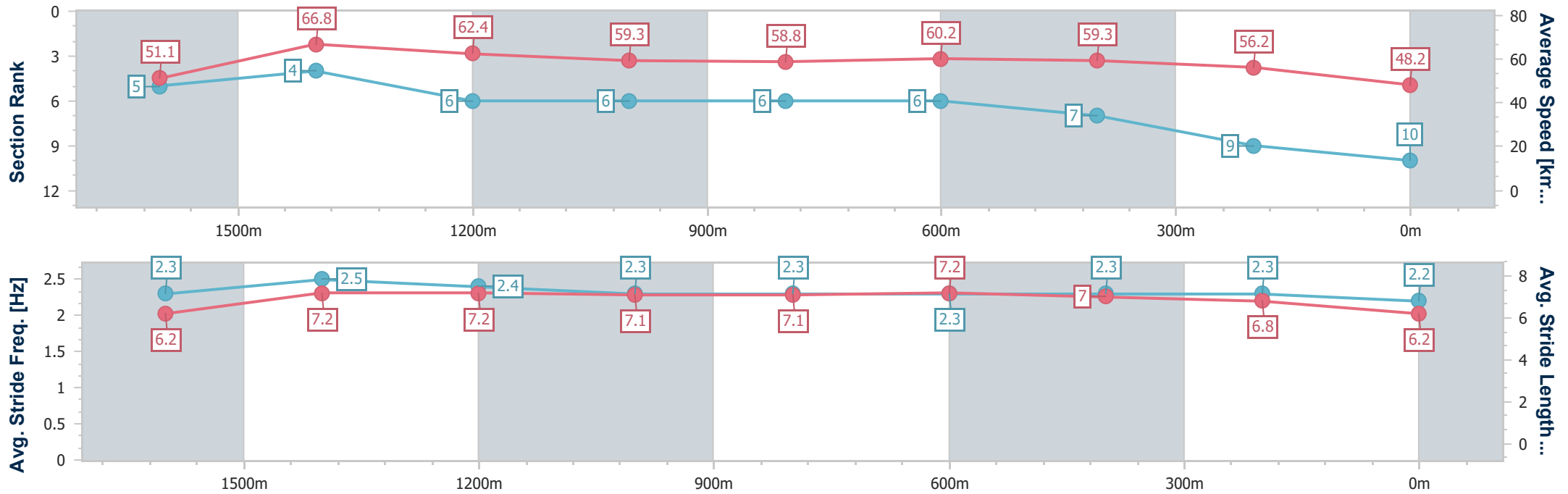


20 July 2024 - 15:38

BRISBANE RACING CLUB

Track Rating: Good 4, Weather: Fine, Rail Position: +0.5m Entire

Section	Overall	1600m	1400m	1200m	1000m	800m	600m	400m	200m
Section Times	1:53.69 [10] (0:14.29)	1:39.40 [5] (0:11.01)	1:28.39 [4] (0:11.58)	1:16.81 [6] (0:12.18)	1:04.63 [6] (0:12.44)	0:52.19 [6] (0:12.12)	0:40.07 [6] (0:12.24)	0:27.83 [7] (0:12.84)	0:14.99 [9] (0:14.99)
Average Speed [km/h]	51.1	66.8	62.4	59.3	58.8	60.2	59.3	56.2	48.2
Top Speed [km/h]	67.0	67.6	66.1	61.5	61.4	62.0	60.3	59.1	53.0
Avg. Dist. to Rail [m]	5.0	4.8	5.3	3.9	3.1	3.1	1.8	2.7	3.9
Avg. Stride Freq. [Hz]	2.3	2.5	2.4	2.3	2.3	2.3	2.3	2.3	2.2
Avg. Stride Length [m]	6.2	7.2	7.2	7.1	7.1	7.2	7.0	6.8	6.2



- [] Ranking at each section and finish
- .-.- No data available at this section
- NA No data available



Horse/Jockey Name	Eastown
Final Rank	11
Fastest Section Time (Section)	0:11.11 (1600m)
Top Speed [km/h] (Section)	66.8 (Overall)
Race State	Finished



Eagle Farm QLD Professional
Race 7: MORETON HIRE QTIS Three-Year-Old Handicap - 1800m

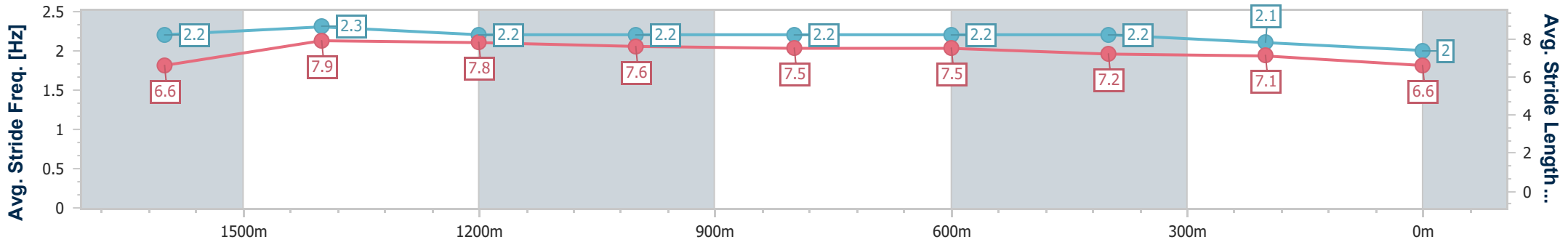
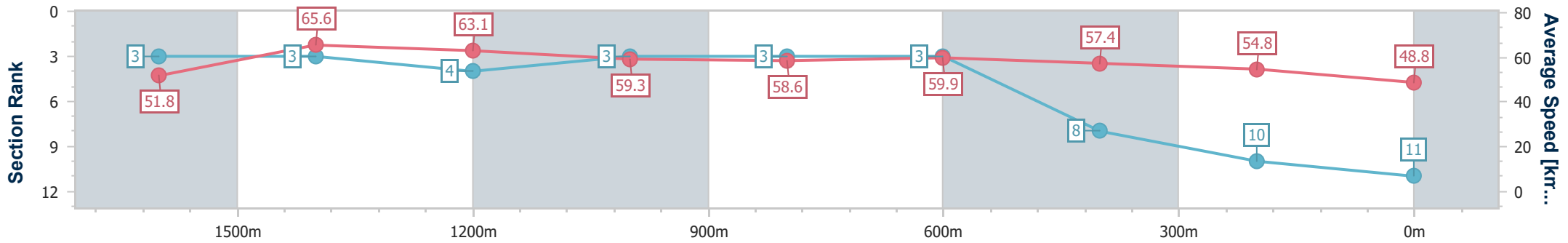


20 July 2024 - 15:38

BRISBANE RACING CLUB

Track Rating: Good 4, Weather: Fine, Rail Position: +0.5m Entire

Section	Overall	1600m	1400m	1200m	1000m	800m	600m	400m	200m
Section Times	1:53.91 [11] (0:14.05)	1:39.86 [3] (0:11.11)	1:28.75 [3] (0:11.43)	1:17.32 [4] (0:12.11)	1:05.21 [3] (0:12.42)	0:52.79 [3] (0:12.22)	0:40.57 [3] (0:12.58)	0:27.99 [8] (0:13.11)	0:14.88 [10] (0:14.88)
Average Speed [km/h]	51.8	65.6	63.1	59.3	58.6	59.9	57.4	54.8	48.8
Top Speed [km/h]	66.8	66.7	65.4	62.5	60.6	60.7	59.4	56.4	53.0
Avg. Dist. to Rail [m]	3.9	3.1	2.1	1.8	2.1	3.3	0.7	1.5	3.0
Avg. Stride Freq. [Hz]	2.2	2.3	2.2	2.2	2.2	2.2	2.2	2.1	2.0
Avg. Stride Length [m]	6.6	7.9	7.8	7.6	7.5	7.5	7.2	7.1	6.6



- [] Ranking at each section and finish
- .-.- No data available at this section
- NA No data available



Horse/Jockey Name	Power Pack
Final Rank	2147483647
Fastest Section Time (Section)	0:11.28 (1600m)
Top Speed [km/h] (Section)	65.3 (1600m)
Race State	DidNotFinish



Eagle Farm QLD Professional
Race 7: MORETON HIRE QTIS Three-Year-Old Handicap - 1800m

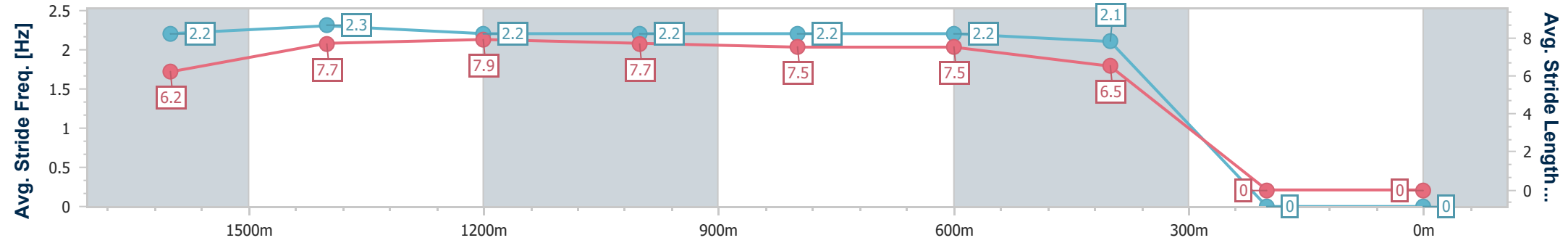
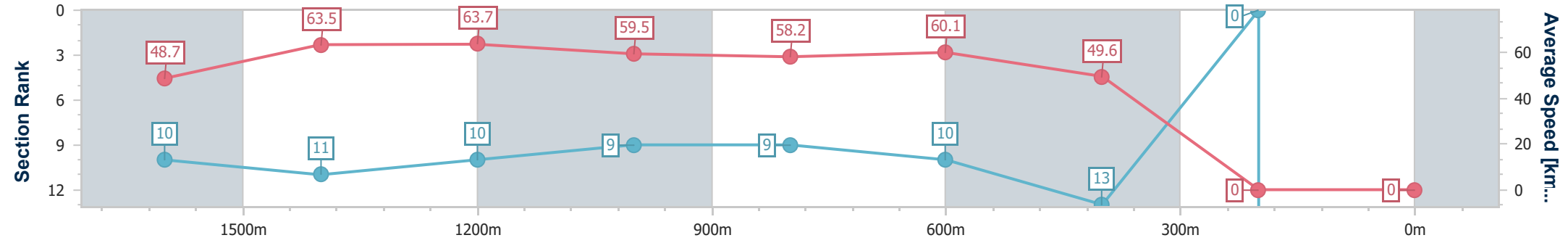


BRISBANE RACING CLUB

20 July 2024 - 15:38

Track Rating: Good 4, Weather: Fine, Rail Position: +0.5m Entire

Section	Overall	1600m	1400m	1200m	1000m	800m	600m	400m	200m				
Section Times	0:00.00 [2147483647 1 (0:14.77)	0:00.00 [10] (0:11.28)	0:00.00 [11] (0:11.36)	0:00.00 [10] (0:12.07)	0:00.00 [9] (0:12.44)	0:00.00 [9] (0:12.00)	0:00.00 [10] (0:14.90)	-:--:-	-:--:-				
Average Speed [km/h]	48.7	63.5	63.7	59.5	58.2	60.1	49.6	0.0	0.0				
Top Speed [km/h]	63.0	65.3	65.3	62.4	60.9	61.6	58.9	--:-	--:-				
Avg. Dist. to Rail [m]	4.3	0.5	0.6	1.0	0.9	0.3	5.7	0.0	0.0				
Avg. Stride Freq. [Hz]	2.2	2.3	2.2	2.2	2.2	2.2	2.1	--:-	--:-				
Avg. Stride Length [m]	6.2	7.7	7.9	7.7	7.5	7.5	6.5	--:-	--:-				



- [] Ranking at each section and finish
- :--:- No data available at this section
- NA No data available

[] Ranking at each section and finish
-:-:- No data available at this section
NA No data available



Horse/Jockey Name	Victory Command
Final Rank	2147483647
Fastest Section Time (Section)	0:11.44 (1400m)
Top Speed [km/h] (Section)	65.8 (1400m)
Race State	DidNotFinish



Eagle Farm QLD Professional
Race 7: MORETON HIRE QTIS Three-Year-Old Handicap - 1800m

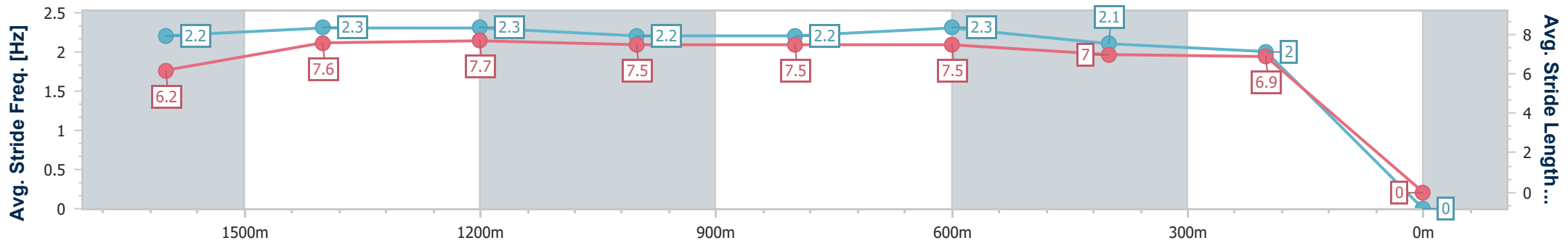
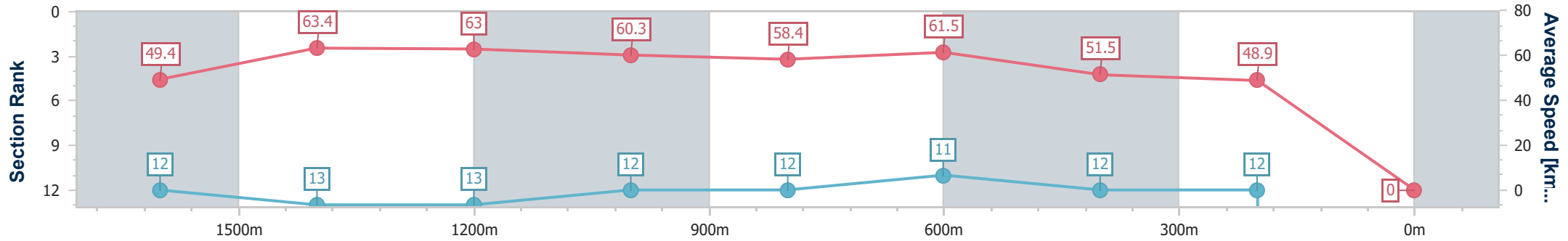


BRISBANE RACING CLUB

20 July 2024 - 15:38

Track Rating: Good 4, Weather: Fine, Rail Position: +0.5m Entire

Section	Overall	1600m	1400m	1200m	1000m	800m	600m	400m	200m			
Section Times	0:00.00 [2147483647] (0:14.82)	0:00.00 [12] (0:11.51)	0:00.00 [13] (0:11.44)	0:00.00 [13] (0:11.92)	0:00.00 [12] (0:12.57)	0:00.00 [12] (0:11.86)	0:00.00 [11] (0:14.24)	0:00.00 [12] (0:14.69)	-:--:-			
Average Speed [km/h]	49.4	63.4	63.0	60.3	58.4	61.5	51.5	48.9	0.0			
Top Speed [km/h]	65.3	64.5	65.8	63.1	61.0	62.5	58.8	50.2	--:-			
Avg. Dist. to Rail [m]	7.8	3.7	2.2	1.8	2.9	3.4	3.4	6.7	0.0			
Avg. Stride Freq. [Hz]	2.2	2.3	2.3	2.2	2.2	2.3	2.1	2.0	--:-			
Avg. Stride Length [m]	6.2	7.6	7.7	7.5	7.5	7.5	7.0	6.9	--:-			



- [] Ranking at each section and finish
- :--:- No data available at this section
- NA No data available

- [] Ranking at each section and finish
- :--:- No data available at this section
- NA No data available