



Aquis Park Gold Coast Poly QLD Professional

Race 1: ARRON KENNEDY MEMORIAL Maiden Handicap - 1200m



20 July 2024 - 12:17

Track Rating: Synthetic, Weather: Fine, Rail Position: True

Section		Overall	1000m	800m	600m	400m	200m	Last 600m					
Field Times		1:08.48 (0:12.78)	0:55.70 (0:10.42)	0:45.28 (0:11.04)	0:34.24 (0:11.16)	0:23.08 (0:11.30)	0:11.78 (0:11.78)	0:34.24					
Rank	TAB Horse/Jockey	Barrier	Top Speed [km/h]	Fastest Section							Margin	Distance Travelled [m]	
1	3 MEAN APPROACH Sean Cormack	6	71.9 1000m	0:10.47 1000m	1:08.48 [1] (0:12.78)	0:55.70 [2] (0:10.47)	0:45.23 [2] (0:11.11)	0:34.12 [2] (0:11.04)	0:23.08 [1] (0:11.30)	0:11.78 [1] (0:11.78)	1:08.48	0:34.12	
2	2 FLYING TING LOK Jace McMurray	10	71.1 1000m	0:10.42 1000m	1:09.54 [2] (0:12.78)	0:56.76 [1] (0:10.42)	0:46.34 [1] (0:11.04)	0:35.30 [1] (0:11.18)	0:24.12 [2] (0:11.49)	0:12.63 [2] (0:12.63)	6L	0:35.30	-5
3	9 AIMA SUN Nozi Tomizawa	3	68.5 1000m	0:10.71 1000m	1:09.85 [3] (0:13.16)	0:56.69 [4] (0:10.71)	0:45.98 [4] (0:11.01)	0:34.97 [4] (0:11.17)	0:23.80 [3] (0:11.69)	0:12.11 [3] (0:12.11)	7.8L	0:34.97	-2
4	5 TRAPEZE FLYER Adin Thompson	11	67.8 1000m	0:10.81 1000m	1:10.59 [4] (0:13.46)	0:57.13 [7] (0:10.81)	0:46.32 [6] (0:10.97)	0:35.35 [7] (0:11.22)	0:24.13 [5] (0:11.76)	0:12.37 [4] (0:12.37)	12.1L	0:35.35	+1
5	12 OPTIMUS MAXIMUS Shania Willis	2	67.3 1000m	0:10.85 1000m	1:10.85 [5] (0:13.45)	0:57.40 [6] (0:10.85)	0:46.55 [7] (0:10.93)	0:35.62 [6] (0:11.32)	0:24.30 [6] (0:12.11)	0:12.19 [5] (0:12.19)	13.6L	0:35.62	-3
6	1 EL BUENO UNO Jai Williams	5	68.7 1000m	0:10.67 1000m	1:11.23 [6] (0:13.34)	0:57.89 [5] (0:10.67)	0:47.22 [5] (0:11.17)	0:36.05 [5] (0:11.45)	0:24.60 [7] (0:12.18)	0:12.42 [6] (0:12.42)	15.9L	0:36.05	+0
7	11 VIGANOTTO Casey Waddell	1	66.1 1000m	0:11.04 1000m	1:11.99 [7] (0:13.77)	0:58.22 [8] (0:11.04)	0:47.18 [8] (0:11.13)	0:36.05 [8] (0:11.35)	0:24.70 [8] (0:11.87)	0:12.83 [8] (0:12.83)	20.2L	0:36.05	-8
8	7 XTRA LOUD Scott Galloway	4	71.1 1000m	0:10.34 1000m	1:13.08 [8] (0:13.02)	1:00.06 [3] (0:10.34)	0:49.72 [3] (0:11.26)	0:38.46 [3] (0:11.69)	0:26.77 [4] (0:12.78)	0:13.99 [7] (0:13.99)	26.5L	0:38.46	-4

Scratched: Rubinova (#4), Been A Secret (#6), Dee Stormed (#8), Demes Girl (#10)

[] Ranking at each section and finish
 -:-:- No data available at this section
 NA No data available

SCN Saddle cloth number
 DNF Did not finish
 DNT Did not track



Horse/Jockey Name	Mean Approach
Final Rank	1
Fastest Section Time (Section)	0:10.47 (1000m)
Top Speed [km/h] (Section)	71.9 (1000m)
Race State	Finished



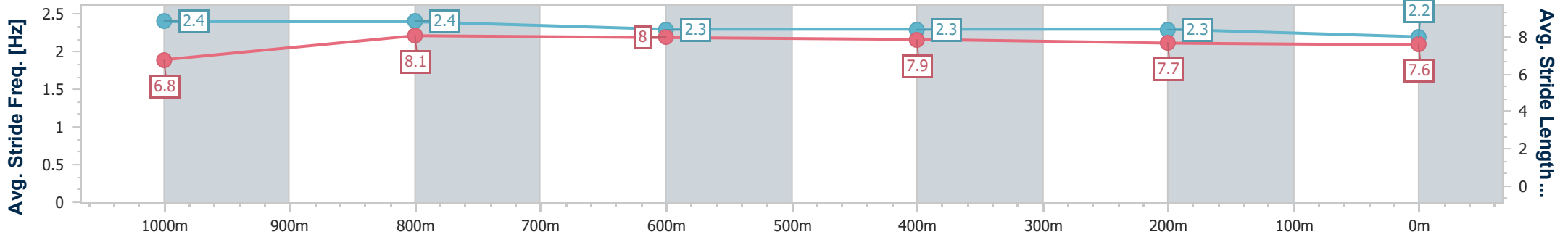
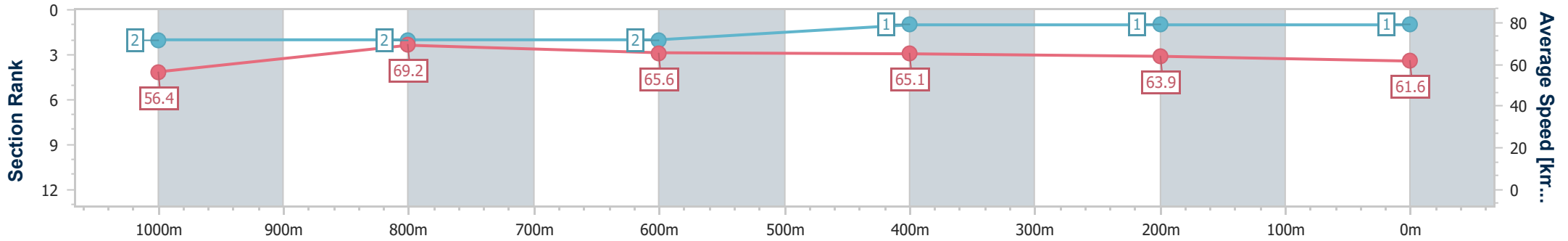
Aquis Park Gold Coast Poly QLD Professional
Race 1: ARRON KENNEDY MEMORIAL Maiden Handicap - 1200m



20 July 2024 - 12:17

Track Rating: Synthetic, Weather: Fine, Rail Position: True

Section	Overall	1000m	800m	600m	400m	200m
Section Times	1:08.48 [1] (0:12.78)	0:55.70 [2] (0:10.47)	0:45.23 [2] (0:11.11)	0:34.12 [2] (0:11.04)	0:23.08 [1] (0:11.30)	0:11.78 [1] (0:11.78)
Average Speed [km/h]	56.4	69.2	65.6	65.1	63.9	61.6
Top Speed [km/h]	70.7	71.9	67.1	66.1	64.6	62.8
Avg. Dist. to Rail [m]	4.8	3.2	1.8	0.8	1.6	3.3
Avg. Stride Freq. [Hz]	2.4	2.4	2.3	2.3	2.3	2.2
Avg. Stride Length [m]	6.8	8.1	8.0	7.9	7.7	7.6



- [] Ranking at each section and finish
- .-.-.- No data available at this section
- NA No data available



Horse/Jockey Name	Flying Ting Lok
Final Rank	2
Fastest Section Time (Section)	0:10.42 (1000m)
Top Speed [km/h] (Section)	71.1 (1000m)
Race State	Finished



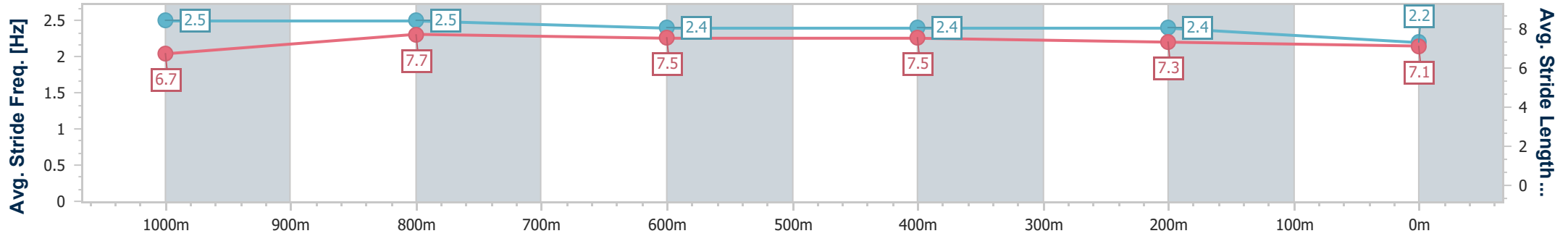
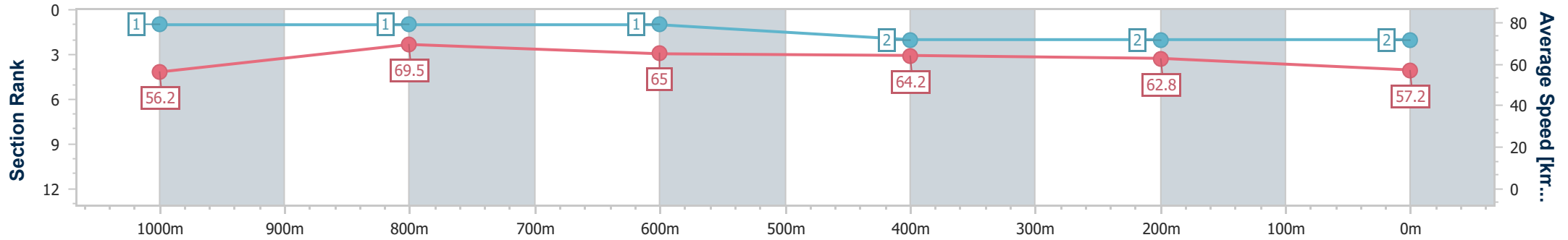
Aquis Park Gold Coast Poly QLD Professional
Race 1: ARRON KENNEDY MEMORIAL Maiden Handicap - 1200m



20 July 2024 - 12:17

Track Rating: Synthetic, Weather: Fine, Rail Position: True

Section	Overall	1000m	800m	600m	400m	200m
Section Times	1:09.54 [2] (0:12.78)	0:56.76 [1] (0:10.42)	0:46.34 [1] (0:11.04)	0:35.30 [1] (0:11.18)	0:24.12 [2] (0:11.49)	0:12.63 [2] (0:12.63)
Average Speed [km/h]	56.2	69.5	65.0	64.2	62.8	57.2
Top Speed [km/h]	70.2	71.1	66.3	65.7	63.7	60.7
Avg. Dist. to Rail [m]	3.6	1.3	0.4	0.4	1.2	3.3
Avg. Stride Freq. [Hz]	2.5	2.5	2.4	2.4	2.4	2.2
Avg. Stride Length [m]	6.7	7.7	7.5	7.5	7.3	7.1



- [] Ranking at each section and finish
- .-.- No data available at this section
- NA No data available



Horse/Jockey Name	Aima Sun
Final Rank	3
Fastest Section Time (Section)	0:10.71 (1000m)
Top Speed [km/h] (Section)	68.5 (1000m)
Race State	Finished



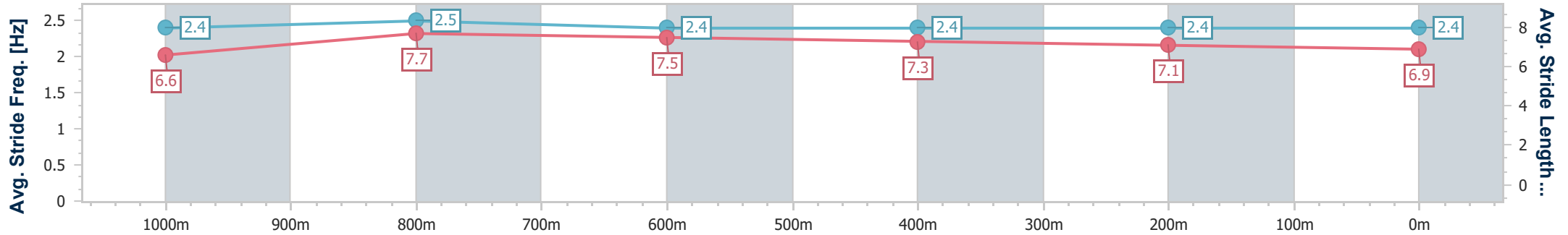
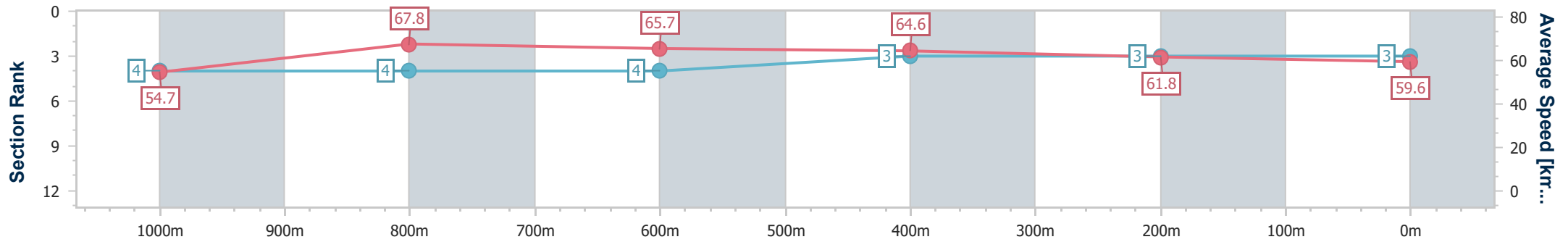
Aquis Park Gold Coast Poly QLD Professional
Race 1: ARRON KENNEDY MEMORIAL Maiden Handicap - 1200m



20 July 2024 - 12:17

Track Rating: Synthetic, Weather: Fine, Rail Position: True

Section	Overall	1000m	800m	600m	400m	200m
Section Times	1:09.85 [3] (0:13.16)	0:56.69 [4] (0:10.71)	0:45.98 [4] (0:11.01)	0:34.97 [4] (0:11.17)	0:23.80 [3] (0:11.69)	0:12.11 [3] (0:12.11)
Average Speed [km/h]	54.7	67.8	65.7	64.6	61.8	59.6
Top Speed [km/h]	66.8	68.5	67.1	66.6	64.1	61.6
Avg. Dist. to Rail [m]	2.7	1.7	0.9	0.9	2.7	4.9
Avg. Stride Freq. [Hz]	2.4	2.5	2.4	2.4	2.4	2.4
Avg. Stride Length [m]	6.6	7.7	7.5	7.3	7.1	6.9



- [] Ranking at each section and finish
- .-.- No data available at this section
- NA No data available



Horse/Jockey Name	Trapeze Flyer
Final Rank	4
Fastest Section Time (Section)	0:10.81 (1000m)
Top Speed [km/h] (Section)	67.8 (1000m)
Race State	Finished



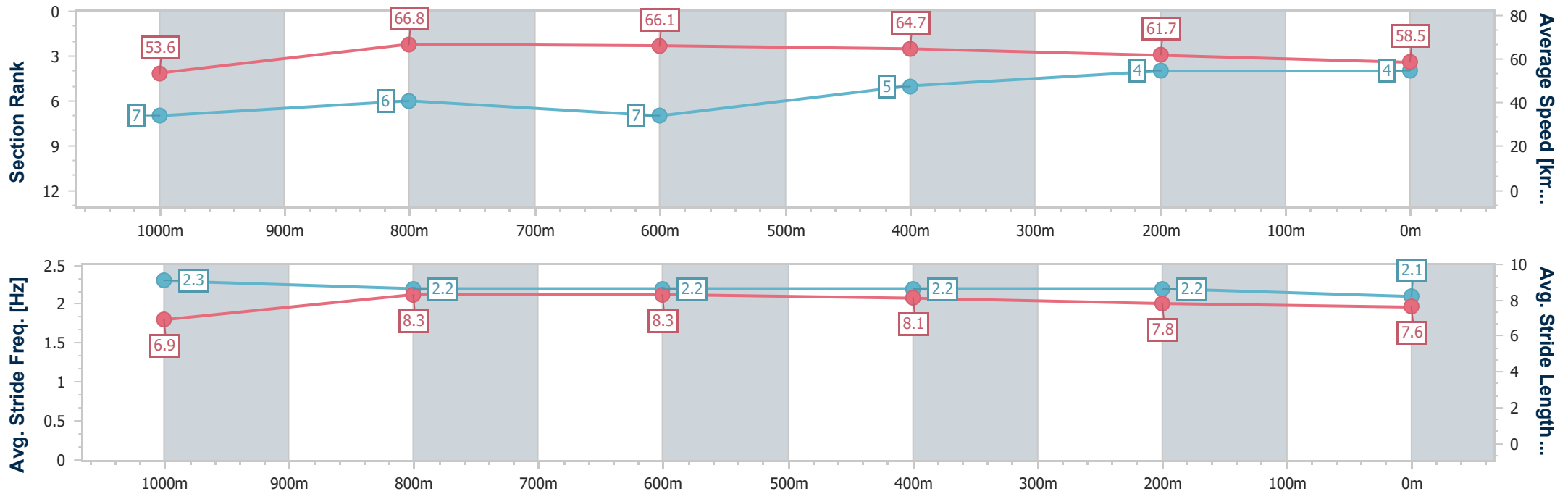
Aquis Park Gold Coast Poly QLD Professional
Race 1: ARRON KENNEDY MEMORIAL Maiden Handicap - 1200m



20 July 2024 - 12:17

Track Rating: Synthetic, Weather: Fine, Rail Position: True

Section	Overall	1000m	800m	600m	400m	200m
Section Times	1:10.59 [4] (0:13.46)	0:57.13 [7] (0:10.81)	0:46.32 [6] (0:10.97)	0:35.35 [7] (0:11.22)	0:24.13 [5] (0:11.76)	0:12.37 [4] (0:12.37)
Average Speed [km/h]	53.6	66.8	66.1	64.7	61.7	58.5
Top Speed [km/h]	66.2	67.8	66.6	66.9	62.6	60.1
Avg. Dist. to Rail [m]	5.5	2.3	1.0	2.2	1.0	0.2
Avg. Stride Freq. [Hz]	2.3	2.2	2.2	2.2	2.2	2.1
Avg. Stride Length [m]	6.9	8.3	8.3	8.1	7.8	7.6



- [] Ranking at each section and finish
- .-.- No data available at this section
- NA No data available



Horse/Jockey Name	Optimus Maximus
Final Rank	5
Fastest Section Time (Section)	0:10.85 (1000m)
Top Speed [km/h] (Section)	67.3 (1000m)
Race State	Finished



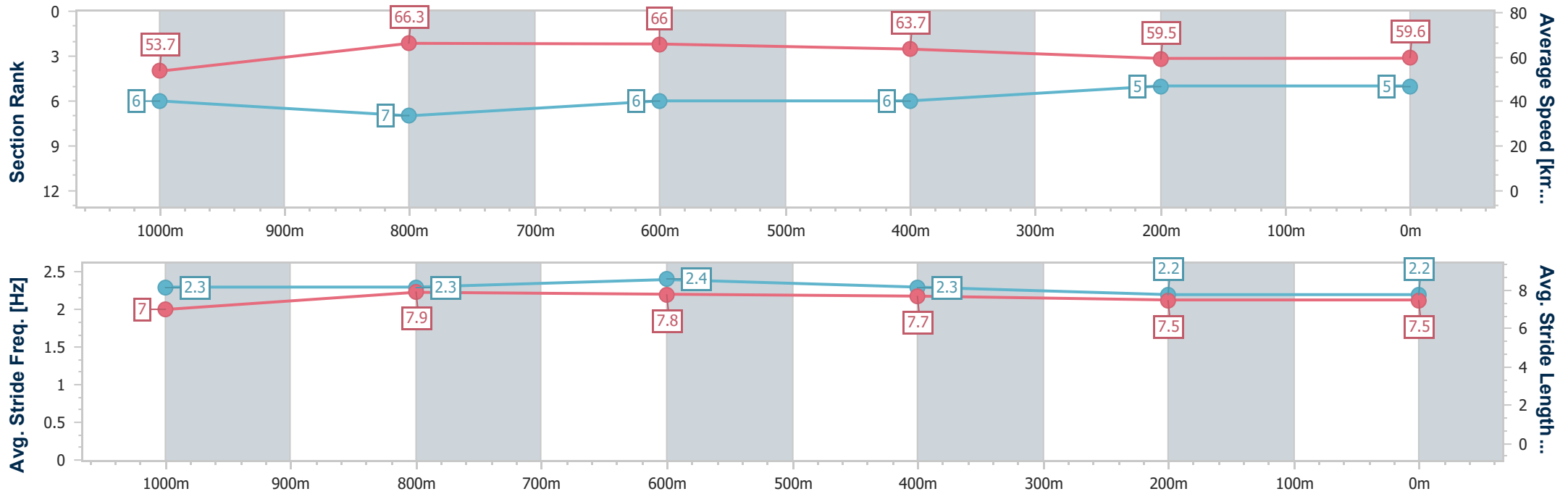
Aquis Park Gold Coast Poly QLD Professional
Race 1: ARRON KENNEDY MEMORIAL Maiden Handicap - 1200m



20 July 2024 - 12:17

Track Rating: Synthetic, Weather: Fine, Rail Position: True

Section	Overall	1000m	800m	600m	400m	200m
Section Times	1:10.85 [5] (0:13.45)	0:57.40 [6] (0:10.85)	0:46.55 [7] (0:10.93)	0:35.62 [6] (0:11.32)	0:24.30 [6] (0:12.11)	0:12.19 [5] (0:12.19)
Average Speed [km/h]	53.7	66.3	66.0	63.7	59.5	59.6
Top Speed [km/h]	65.5	67.3	67.2	65.6	61.5	59.5
Avg. Dist. to Rail [m]	1.1	0.7	0.4	0.2	1.6	3.8
Avg. Stride Freq. [Hz]	2.3	2.3	2.4	2.3	2.2	2.2
Avg. Stride Length [m]	7.0	7.9	7.8	7.7	7.5	7.5



- [] Ranking at each section and finish
- .-.- No data available at this section
- NA No data available



Horse/Jockey Name	El Bueno Uno
Final Rank	6
Fastest Section Time (Section)	0:10.67 (1000m)
Top Speed [km/h] (Section)	68.7 (1000m)
Race State	Finished



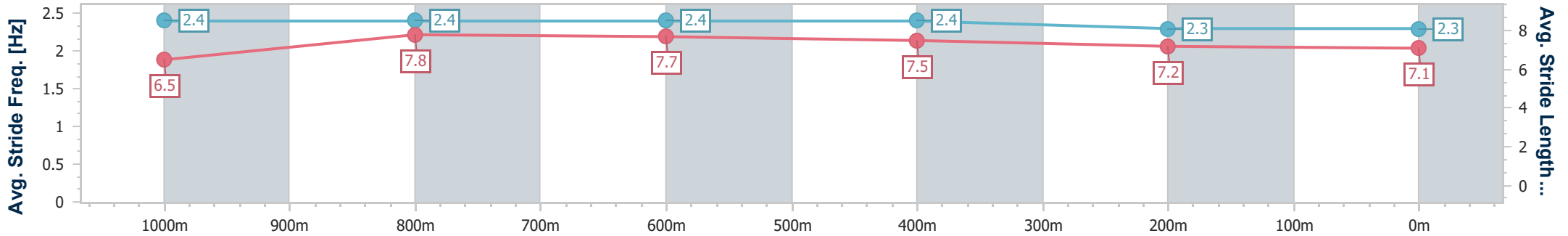
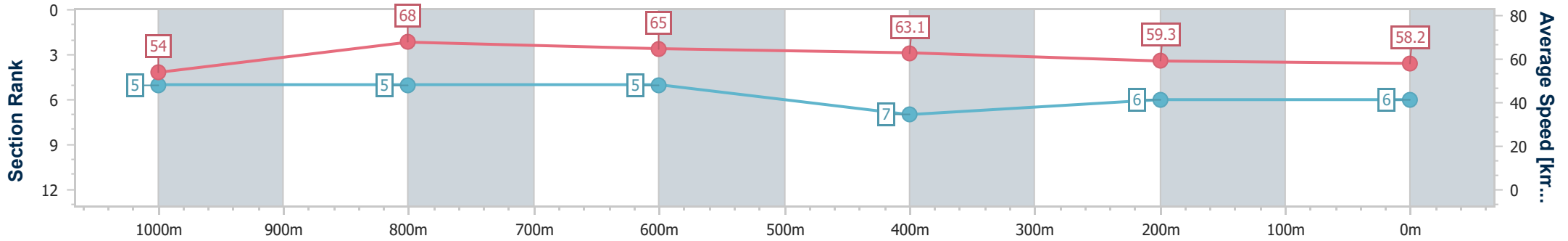
Aquis Park Gold Coast Poly QLD Professional
Race 1: ARRON KENNEDY MEMORIAL Maiden Handicap - 1200m



20 July 2024 - 12:17

Track Rating: Synthetic, Weather: Fine, Rail Position: True

Section	Overall	1000m	800m	600m	400m	200m
Section Times	1:11.23 [6] (0:13.34)	0:57.89 [5] (0:10.67)	0:47.22 [5] (0:11.17)	0:36.05 [5] (0:11.45)	0:24.60 [7] (0:12.18)	0:12.42 [6] (0:12.42)
Average Speed [km/h]	54.0	68.0	65.0	63.1	59.3	58.2
Top Speed [km/h]	68.0	68.7	67.0	65.6	60.3	60.0
Avg. Dist. to Rail [m]	4.8	3.1	1.5	0.9	2.7	4.6
Avg. Stride Freq. [Hz]	2.4	2.4	2.4	2.4	2.3	2.3
Avg. Stride Length [m]	6.5	7.8	7.7	7.5	7.2	7.1



- [] Ranking at each section and finish
- .-.- No data available at this section
- NA No data available



Horse/Jockey Name	Viganotto
Final Rank	7
Fastest Section Time (Section)	0:11.04 (1000m)
Top Speed [km/h] (Section)	66.1 (1000m)
Race State	Finished



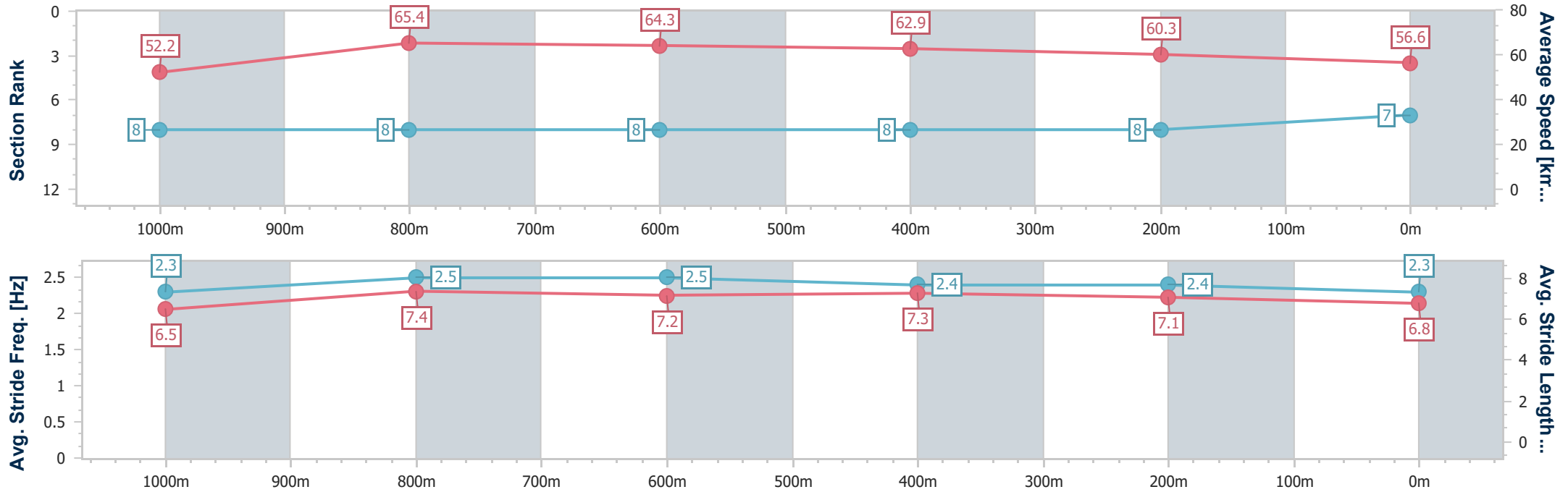
Aquis Park Gold Coast Poly QLD Professional
Race 1: ARRON KENNEDY MEMORIAL Maiden Handicap - 1200m



20 July 2024 - 12:17

Track Rating: Synthetic, Weather: Fine, Rail Position: True

Section	Overall	1000m	800m	600m	400m	200m
Section Times	1:11.99 [7] (0:13.77)	0:58.22 [8] (0:11.04)	0:47.18 [8] (0:11.13)	0:36.05 [8] (0:11.35)	0:24.70 [8] (0:11.87)	0:12.83 [8] (0:12.83)
Average Speed [km/h]	52.2	65.4	64.3	62.9	60.3	56.6
Top Speed [km/h]	65.9	66.1	65.2	65.6	61.6	60.6
Avg. Dist. to Rail [m]	1.2	0.3	0.9	1.6	1.7	5.7
Avg. Stride Freq. [Hz]	2.3	2.5	2.5	2.4	2.4	2.3
Avg. Stride Length [m]	6.5	7.4	7.2	7.3	7.1	6.8



- [] Ranking at each section and finish
- .-.- No data available at this section
- NA No data available



Horse/Jockey Name	Xtra Loud
Final Rank	8
Fastest Section Time (Section)	0:10.34 (1000m)
Top Speed [km/h] (Section)	71.1 (1000m)
Race State	Finished



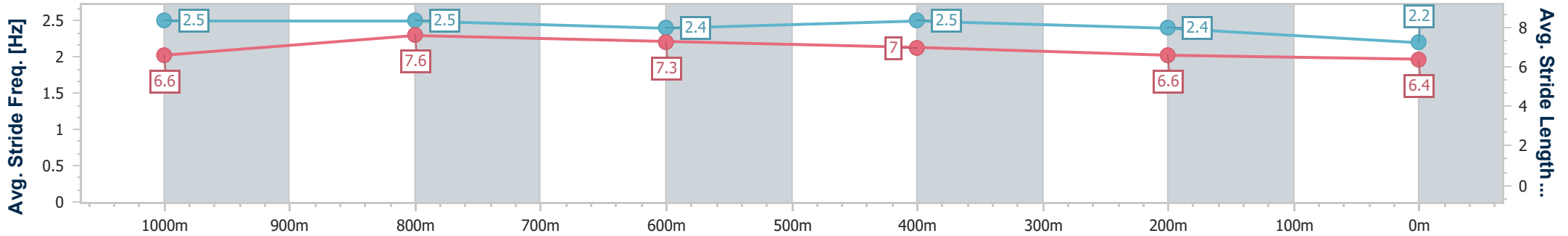
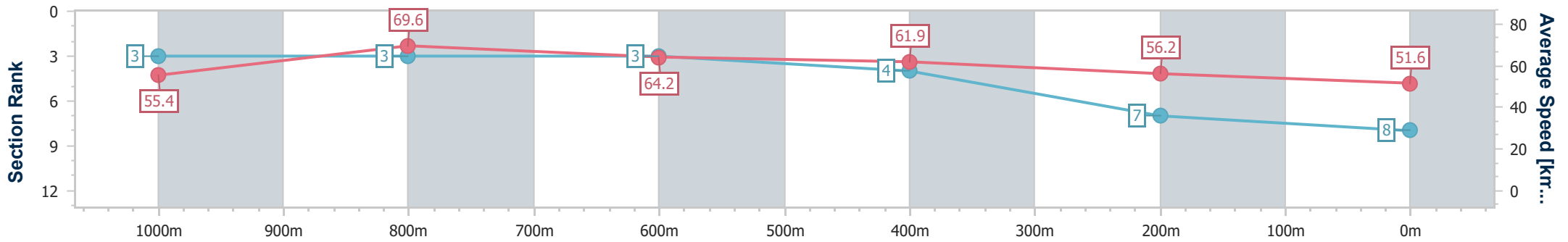
Aquis Park Gold Coast Poly QLD Professional
Race 1: ARRON KENNEDY MEMORIAL Maiden Handicap - 1200m



20 July 2024 - 12:17

Track Rating: Synthetic, Weather: Fine, Rail Position: True

Section	Overall	1000m	800m	600m	400m	200m
Section Times	1:13.08 [8] (0:13.02)	1:00.06 [3] (0:10.34)	0:49.72 [3] (0:11.26)	0:38.46 [3] (0:11.69)	0:26.77 [4] (0:12.78)	0:13.99 [7] (0:13.99)
Average Speed [km/h]	55.4	69.6	64.2	61.9	56.2	51.6
Top Speed [km/h]	67.2	71.1	66.7	63.3	59.1	54.3
Avg. Dist. to Rail [m]	2.7	0.7	1.2	0.8	0.8	1.8
Avg. Stride Freq. [Hz]	2.5	2.5	2.4	2.5	2.4	2.2
Avg. Stride Length [m]	6.6	7.6	7.3	7.0	6.6	6.4



- [] Ranking at each section and finish
- .-.- No data available at this section
- NA No data available



Aquis Park Gold Coast Poly QLD Professional
Race 2: MARTIN COLLINS AUSTRALIA QTIS Three-Year-Old
BENCHMARK 68 Handicap - 1200m
20 July 2024 - 12:49



Track Rating: Synthetic, Weather: Fine, Rail Position: True

Section		Overall	1000m	800m	600m	400m	200m	Last 600m					
Field Times		1:09.39 (0:13.17)	0:56.22 (0:10.73)	0:45.49 (0:10.97)	0:34.52 (0:11.10)	0:23.42 (0:11.22)	0:12.20 (0:12.20)	0:34.52					
Rank	TAB Horse/Jockey	Barrier	Top Speed [km/h]	Fastest Section	Margin							Distance Travelled [m]	
1	6 FIVE STAR VIXEN Jai Williams	6	68.5 1000m	0:10.73 1000m	1:09.39 [1] (0:13.17)	0:56.22 [1] (0:10.73)	0:45.49 [1] (0:10.97)	0:34.52 [1] (0:11.10)	0:23.42 [1] (0:11.22)	0:12.20 [1] (0:12.20)	1:09.39	0:34.52	
2	2 NOBLE STYLE Adin Thompson	1	68.9 Overall	0:10.71 1000m	1:09.55 [2] (0:13.22)	0:56.33 [2] (0:10.71)	0:45.62 [2] (0:11.18)	0:34.44 [2] (0:11.36)	0:23.08 [2] (0:11.34)	0:11.74 [2] (0:11.74)	0.8L	0:34.44	+12
3	4 SPIRIT OF MAC Sean Cormack	8	68.6 1000m	0:10.78 1000m	1:09.65 [3] (0:13.72)	0:55.93 [5] (0:10.78)	0:45.15 [5] (0:11.03)	0:34.12 [5] (0:11.19)	0:22.93 [5] (0:11.24)	0:11.69 [6] (0:11.69)	1.3L	0:34.12	+9
4	3 SOO SWEET Scott Galloway	2	68.3 1000m	0:10.66 1000m	1:09.67 [4] (0:13.55)	0:56.12 [4] (0:10.66)	0:45.46 [3] (0:11.03)	0:34.43 [3] (0:11.33)	0:23.10 [4] (0:11.37)	0:11.73 [4] (0:11.73)	1.4L	0:34.43	+3
5	5 WHISKEY DANCER Danny Peisley	3	68.6 Overall	0:10.89 1000m	1:09.81 [5] (0:13.34)	0:56.47 [3] (0:10.89)	0:45.58 [4] (0:11.14)	0:34.44 [4] (0:11.18)	0:23.26 [3] (0:11.28)	0:11.98 [3] (0:11.98)	2.2L	0:34.44	+5
6	8 WHAT A WEEKEND Kirk Matheson	5	67.7 1000m	0:10.92 1000m	1:09.91 [6] (0:13.89)	0:56.02 [7] (0:10.92)	0:45.10 [7] (0:10.95)	0:34.15 [7] (0:11.20)	0:22.95 [7] (0:11.37)	0:11.58 [7] (0:11.58)	2.7L	0:34.15	+6
7	7 LADY SHOTGUN Michael Cahill	7	68.4 Overall	0:10.74 1000m	1:09.93 [7] (0:13.78)	0:56.15 [6] (0:10.74)	0:45.41 [6] (0:11.09)	0:34.32 [6] (0:11.16)	0:23.16 [6] (0:11.19)	0:11.97 [5] (0:11.97)	2.8L	0:34.32	+4

Scratched: Luton Hoo (#9), Matte Black (#10), Veloce Meteor (#11), Masterplan (#1)

[] Ranking at each section and finish
 -:-:- No data available at this section
 NA No data available

SCN Saddle cloth number
 DNF Did not finish
 DNT Did not track



Horse/Jockey Name	Five Star Vixen
Final Rank	1
Fastest Section Time (Section)	0:10.73 (1000m)
Top Speed [km/h] (Section)	68.5 (1000m)
Race State	Finished



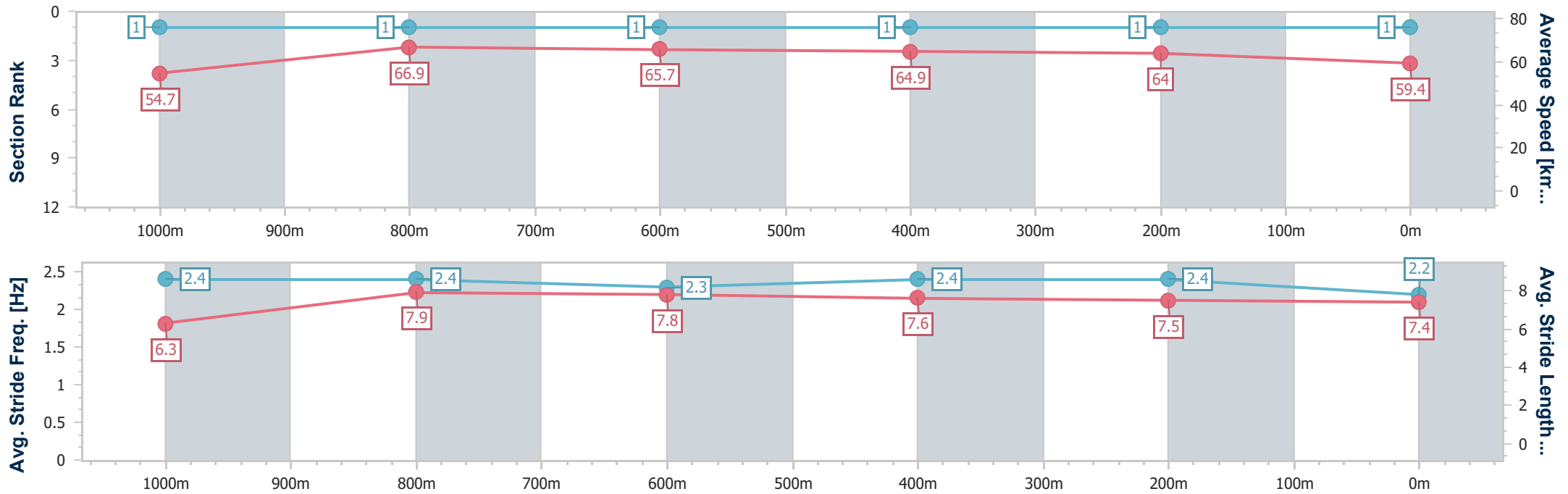
Aquis Park Gold Coast Poly QLD Professional
 Race 2: MARTIN COLLINS AUSTRALIA QTIS Three-Year-Old
 BENCHMARK 68 Handicap - 1200m



20 July 2024 - 12:49

Track Rating: Synthetic, Weather: Fine, Rail Position: True

Section	Overall	1000m	800m	600m	400m	200m
Section Times	1:09.39 [1] (0:13.17)	0:56.22 [1] (0:10.73)	0:45.49 [1] (0:10.97)	0:34.52 [1] (0:11.10)	0:23.42 [1] (0:11.22)	0:12.20 [1] (0:12.20)
Average Speed [km/h]	54.7	66.9	65.7	64.9	64.0	59.4
Top Speed [km/h]	67.0	68.5	66.5	65.9	65.7	61.9
Avg. Dist. to Rail [m]	2.2	0.2	0.5	0.2	0.3	1.4
Avg. Stride Freq. [Hz]	2.4	2.4	2.3	2.4	2.4	2.2
Avg. Stride Length [m]	6.3	7.9	7.8	7.6	7.5	7.4



- [] Ranking at each section and finish
- .-.- No data available at this section
- NA No data available



Horse/Jockey Name	Noble Style
Final Rank	2
Fastest Section Time (Section)	0:10.71 (1000m)
Top Speed [km/h] (Section)	68.9 (Overall)
Race State	Finished



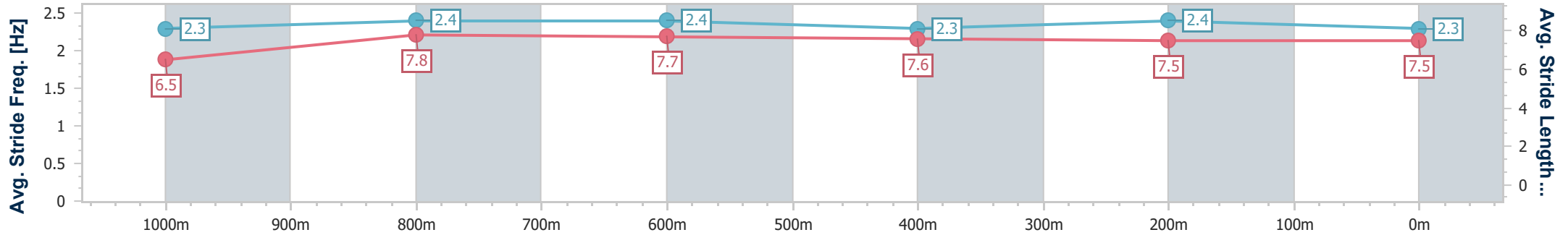
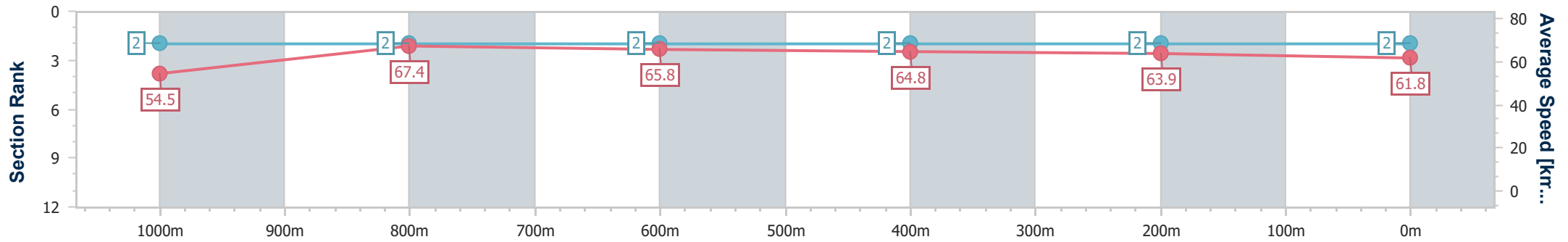
Aquis Park Gold Coast Poly QLD Professional
 Race 2: MARTIN COLLINS AUSTRALIA QTIS Three-Year-Old
 BENCHMARK 68 Handicap - 1200m



20 July 2024 - 12:49

Track Rating: Synthetic, Weather: Fine, Rail Position: True

Section	Overall	1000m	800m	600m	400m	200m
Section Times	1:09.55 [2] (0:13.22)	0:56.33 [2] (0:10.71)	0:45.62 [2] (0:11.18)	0:34.44 [2] (0:11.36)	0:23.08 [2] (0:11.34)	0:11.74 [2] (0:11.74)
Average Speed [km/h]	54.5	67.4	65.8	64.8	63.9	61.8
Top Speed [km/h]	68.9	68.5	66.7	66.2	64.9	63.5
Avg. Dist. to Rail [m]	0.4	0.8	4.0	4.4	2.6	4.2
Avg. Stride Freq. [Hz]	2.3	2.4	2.4	2.3	2.4	2.3
Avg. Stride Length [m]	6.5	7.8	7.7	7.6	7.5	7.5



- [] Ranking at each section and finish
- .-.- No data available at this section
- NA No data available



Horse/Jockey Name	Spirit Of Mac
Final Rank	3
Fastest Section Time (Section)	0:10.78 (1000m)
Top Speed [km/h] (Section)	68.6 (1000m)
Race State	Finished



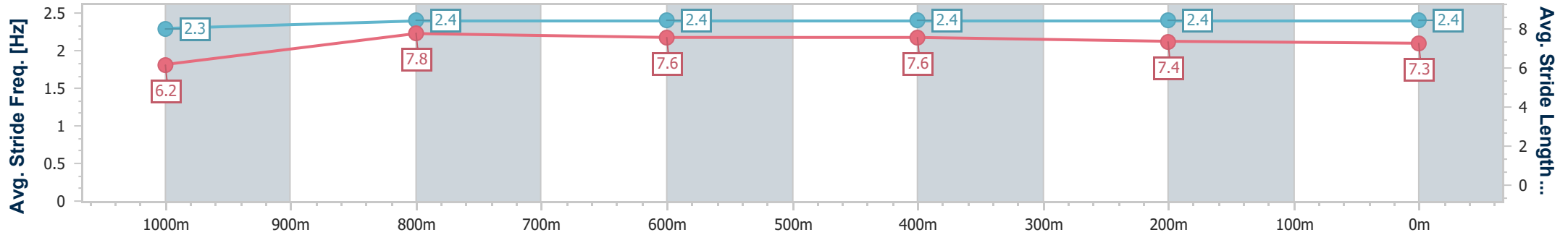
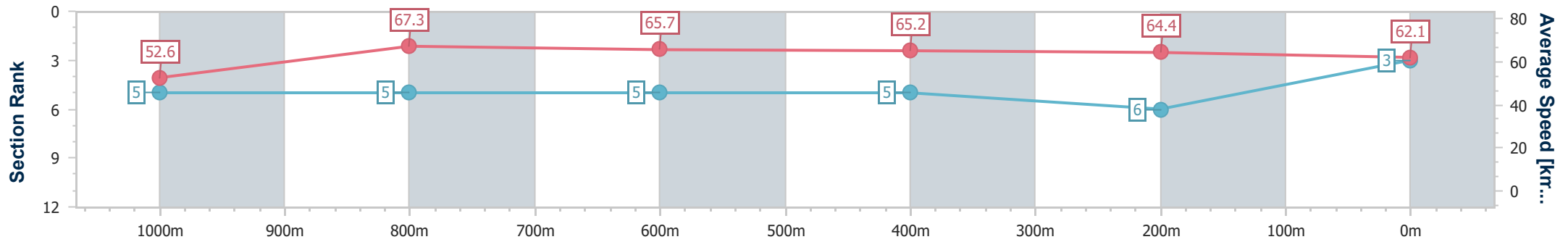
Aquis Park Gold Coast Poly QLD Professional
 Race 2: MARTIN COLLINS AUSTRALIA QTIS Three-Year-Old
 BENCHMARK 68 Handicap - 1200m



20 July 2024 - 12:49

Track Rating: Synthetic, Weather: Fine, Rail Position: True

Section	Overall	1000m	800m	600m	400m	200m
Section Times	1:09.65 [3] (0:13.72)	0:55.93 [5] (0:10.78)	0:45.15 [5] (0:11.03)	0:34.12 [5] (0:11.19)	0:22.93 [5] (0:11.24)	0:11.69 [6] (0:11.69)
Average Speed [km/h]	52.6	67.3	65.7	65.2	64.4	62.1
Top Speed [km/h]	66.7	68.6	66.8	66.6	65.5	63.3
Avg. Dist. to Rail [m]	5.0	2.2	1.8	2.4	3.2	5.1
Avg. Stride Freq. [Hz]	2.3	2.4	2.4	2.4	2.4	2.4
Avg. Stride Length [m]	6.2	7.8	7.6	7.6	7.4	7.3



- [] Ranking at each section and finish
- .-.- No data available at this section
- NA No data available



Horse/Jockey Name	Soo Sweet
Final Rank	4
Fastest Section Time (Section)	0:10.66 (1000m)
Top Speed [km/h] (Section)	68.3 (1000m)
Race State	Finished



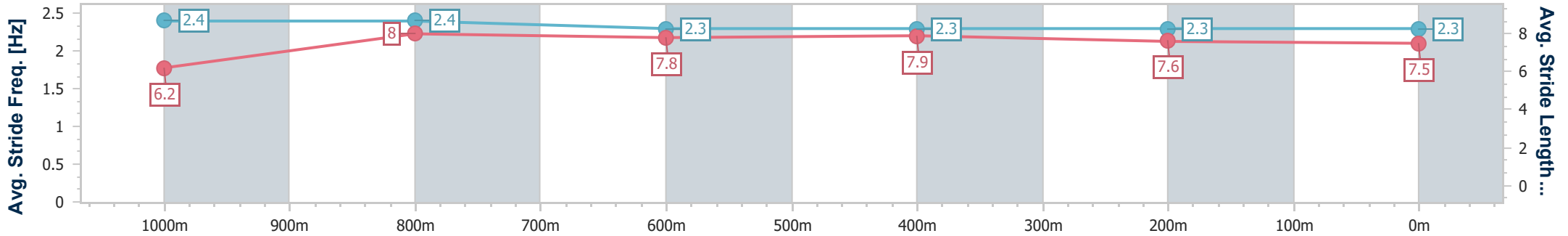
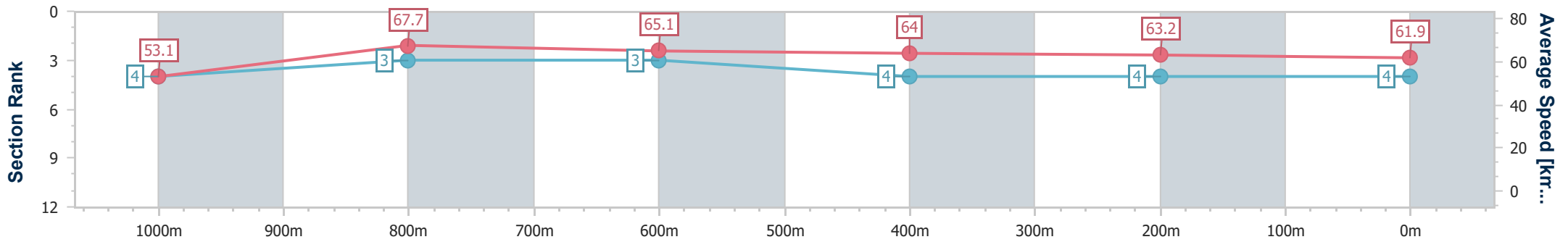
Aquis Park Gold Coast Poly QLD Professional
 Race 2: MARTIN COLLINS AUSTRALIA QTIS Three-Year-Old
 BENCHMARK 68 Handicap - 1200m



20 July 2024 - 12:49

Track Rating: Synthetic, Weather: Fine, Rail Position: True

Section	Overall	1000m	800m	600m	400m	200m
Section Times	1:09.67 [4] (0:13.55)	0:56.12 [4] (0:10.66)	0:45.46 [3] (0:11.03)	0:34.43 [3] (0:11.33)	0:23.10 [4] (0:11.37)	0:11.73 [4] (0:11.73)
Average Speed [km/h]	53.1	67.7	65.1	64.0	63.2	61.9
Top Speed [km/h]	67.8	68.3	66.5	65.5	63.7	63.1
Avg. Dist. to Rail [m]	0.9	0.4	0.6	0.9	0.3	0.7
Avg. Stride Freq. [Hz]	2.4	2.4	2.3	2.3	2.3	2.3
Avg. Stride Length [m]	6.2	8.0	7.8	7.9	7.6	7.5



- [] Ranking at each section and finish
- .-.- No data available at this section
- NA No data available



Horse/Jockey Name	Whiskey Dancer
Final Rank	5
Fastest Section Time (Section)	0:10.89 (1000m)
Top Speed [km/h] (Section)	68.6 (Overall)
Race State	Finished



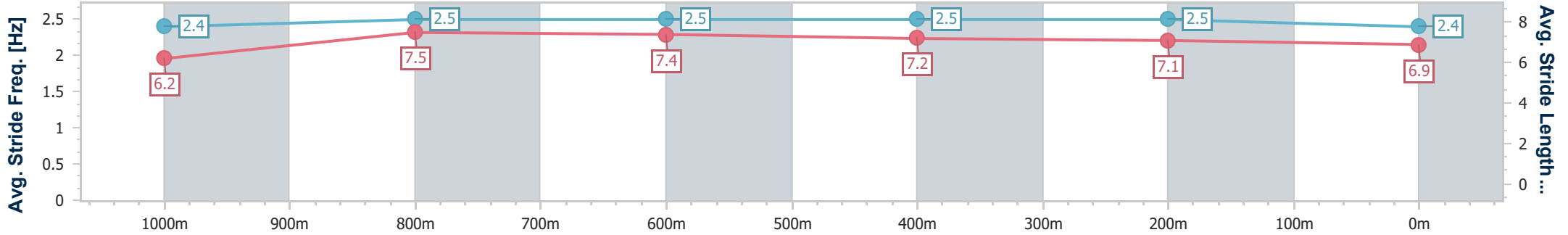
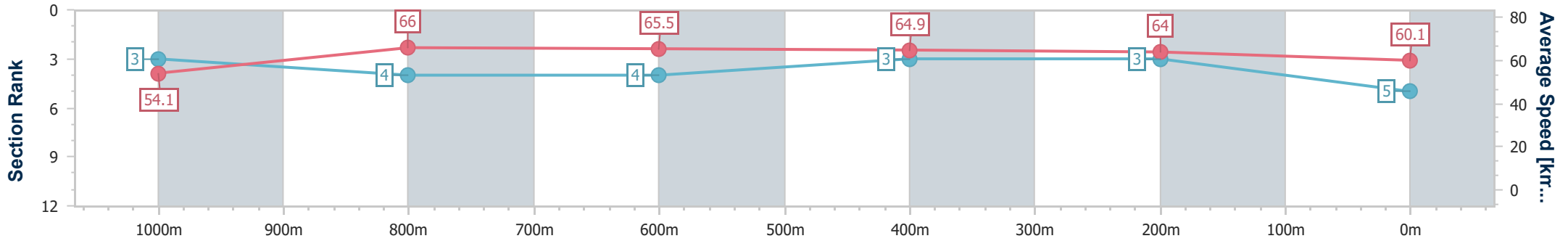
Aquis Park Gold Coast Poly QLD Professional
 Race 2: MARTIN COLLINS AUSTRALIA QTIS Three-Year-Old
 BENCHMARK 68 Handicap - 1200m



20 July 2024 - 12:49

Track Rating: Synthetic, Weather: Fine, Rail Position: True

Section	Overall	1000m	800m	600m	400m	200m
Section Times	1:09.81 [5] (0:13.34)	0:56.47 [3] (0:10.89)	0:45.58 [4] (0:11.14)	0:34.44 [4] (0:11.18)	0:23.26 [3] (0:11.28)	0:11.98 [3] (0:11.98)
Average Speed [km/h]	54.1	66.0	65.5	64.9	64.0	60.1
Top Speed [km/h]	68.6	68.0	66.2	66.5	64.6	63.0
Avg. Dist. to Rail [m]	2.0	1.1	2.0	2.2	1.8	3.9
Avg. Stride Freq. [Hz]	2.4	2.5	2.5	2.5	2.5	2.4
Avg. Stride Length [m]	6.2	7.5	7.4	7.2	7.1	6.9



- [] Ranking at each section and finish
- .-.- No data available at this section
- NA No data available



Horse/Jockey Name	What A Weekend
Final Rank	6
Fastest Section Time (Section)	0:10.92 (1000m)
Top Speed [km/h] (Section)	67.7 (1000m)
Race State	Finished



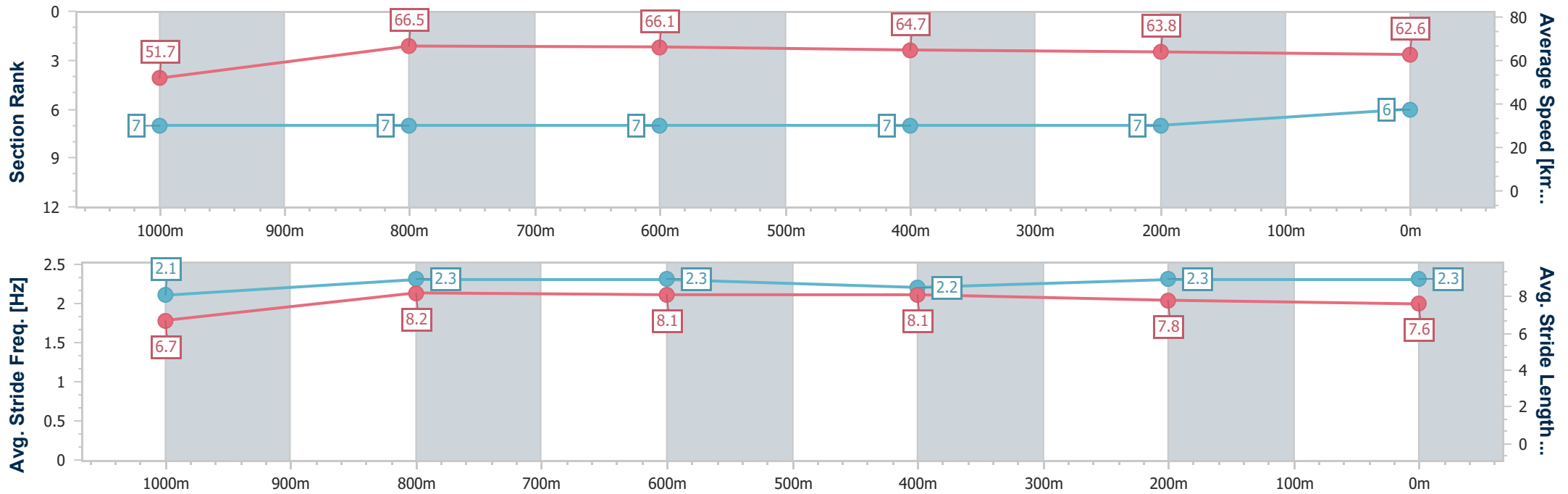
Aquis Park Gold Coast Poly QLD Professional
Race 2: MARTIN COLLINS AUSTRALIA QTIS Three-Year-Old
BENCHMARK 68 Handicap - 1200m



20 July 2024 - 12:49

Track Rating: Synthetic, Weather: Fine, Rail Position: True

Section	Overall	1000m	800m	600m	400m	200m
Section Times	1:09.91 [6] (0:13.89)	0:56.02 [7] (0:10.92)	0:45.10 [7] (0:10.95)	0:34.15 [7] (0:11.20)	0:22.95 [7] (0:11.37)	0:11.58 [7] (0:11.58)
Average Speed [km/h]	51.7	66.5	66.1	64.7	63.8	62.6
Top Speed [km/h]	66.1	67.7	67.0	67.0	64.7	63.6
Avg. Dist. to Rail [m]	2.9	2.2	1.0	1.6	2.9	5.4
Avg. Stride Freq. [Hz]	2.1	2.3	2.3	2.2	2.3	2.3
Avg. Stride Length [m]	6.7	8.2	8.1	8.1	7.8	7.6



- [] Ranking at each section and finish
- .-.- No data available at this section
- NA No data available



Horse/Jockey Name	Lady Shotgun
Final Rank	7
Fastest Section Time (Section)	0:10.74 (1000m)
Top Speed [km/h] (Section)	68.4 (Overall)
Race State	Finished



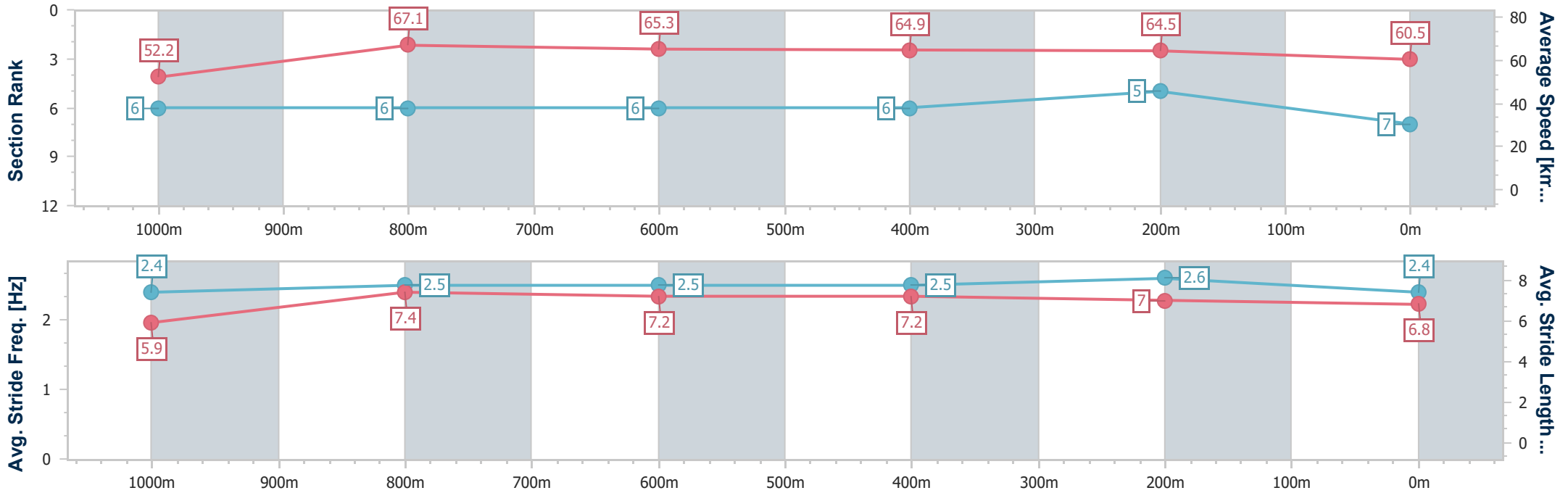
Aquis Park Gold Coast Poly QLD Professional
 Race 2: MARTIN COLLINS AUSTRALIA QTIS Three-Year-Old
 BENCHMARK 68 Handicap - 1200m



20 July 2024 - 12:49

Track Rating: Synthetic, Weather: Fine, Rail Position: True

Section	Overall	1000m	800m	600m	400m	200m
Section Times	1:09.93 [7] (0:13.78)	0:56.15 [6] (0:10.74)	0:45.41 [6] (0:11.09)	0:34.32 [6] (0:11.16)	0:23.16 [6] (0:11.19)	0:11.97 [5] (0:11.97)
Average Speed [km/h]	52.2	67.1	65.3	64.9	64.5	60.5
Top Speed [km/h]	68.4	68.3	66.2	66.9	65.2	63.0
Avg. Dist. to Rail [m]	2.8	0.3	1.1	1.8	0.9	1.8
Avg. Stride Freq. [Hz]	2.4	2.5	2.5	2.5	2.6	2.4
Avg. Stride Length [m]	5.9	7.4	7.2	7.2	7.0	6.8



- [] Ranking at each section and finish
- .-.- No data available at this section
- NA No data available

Track Rating: Synthetic, Weather: Fine, Rail Position: True

Section		Overall	1400m	1200m	1000m	800m	600m	400m	Last 600m				
Field Times		1:32.97 (0:10.39)	1:22.58 (0:11.20)	1:11.38 (0:11.63)	0:59.75 (0:12.10)	0:47.65 (0:12.03)	0:35.62 (0:11.70)	0:23.92 (0:11.69)	0:35.62				
Rank	TAB Horse/Jockey	Barrier	Top Speed [km/h]	Fastest Section									Distance Travelled [m]
1	10 MISSAYTER Adin Thompson	3	65.7 1400m	0:10.54 Overall	1:32.97 [1] (0:10.54)	1:22.43 [4] (0:11.13)	1:11.30 [2] (0:11.71)	0:59.59 [3] (0:12.07)	0:47.52 [3] (0:12.09)	0:35.43 [6] (0:11.85)	0:23.58 [5] (0:11.59)	0:35.43	
2	5 ALL ABOUT ARTIE Michael Cahill	7	67.1 1400m	0:10.39 Overall	1:32.97 [2] (0:10.39)	1:22.58 [1] (0:11.20)	1:11.38 [1] (0:11.63)	0:59.75 [1] (0:12.10)	0:47.65 [1] (0:12.03)	0:35.62 [1] (0:11.70)	0:23.92 [1] (0:11.69)	0:35.62	+4
3	7 MIDNIGHT MADNESS Micheal Hellyer	5	66.5 1400m	0:10.44 Overall	1:33.15 [3] (0:10.44)	1:22.71 [2] (0:11.28)	1:11.43 [3] (0:11.54)	0:59.89 [2] (0:12.12)	0:47.77 [2] (0:12.01)	0:35.76 [2] (0:11.76)	0:24.00 [2] (0:11.66)	0:35.76	+7
4	8 SMOKIN MATCH Jace McMurray	10	65.7 1400m	0:10.63 Overall	1:33.41 [4] (0:10.63)	1:22.78 [6] (0:11.47)	1:11.31 [7] (0:11.50)	0:59.81 [7] (0:12.20)	0:47.61 [7] (0:11.71)	0:35.90 [4] (0:11.75)	0:24.15 [3] (0:11.92)	0:35.90	+14
5	2 FIRST TO MARS Danny Peisley	6	64.9 Overall	0:10.71 Overall	1:33.80 [5] (0:10.71)	1:23.09 [7] (0:11.31)	1:11.78 [6] (0:11.50)	1:00.28 [5] (0:12.00)	0:48.28 [5] (0:11.90)	0:36.38 [3] (0:11.97)	0:24.41 [4] (0:11.99)	0:36.38	+5
6	9 WINDY WHEELS Sean Cormack	1	64.5 1400m	0:10.63 Overall	1:33.91 [6] (0:10.63)	1:23.28 [5] (0:11.30)	1:11.98 [5] (0:11.64)	1:00.34 [6] (0:12.19)	0:48.15 [6] (0:11.98)	0:36.17 [7] (0:11.79)	0:24.38 [6] (0:11.91)	0:36.17	-2
7	1 BRAMBLE BAY Scott Galloway	2	64.5 1400m	0:10.87 Overall	1:34.28 [7] (0:10.87)	1:23.41 [9] (0:11.43)	1:11.98 [8] (0:11.61)	1:00.37 [9] (0:12.13)	0:48.24 [9] (0:11.77)	0:36.47 [9] (0:11.95)	0:24.52 [9] (0:12.09)	0:36.47	+3
8	3 NO DOUBLE DIPPING Casey Waddell	4	65.0 1400m	0:10.83 Overall	1:34.29 [8] (0:10.83)	1:23.46 [8] (0:11.49)	1:11.97 [9] (0:11.55)	1:00.42 [8] (0:12.07)	0:48.35 [8] (0:11.84)	0:36.51 [8] (0:11.95)	0:24.56 [8] (0:12.24)	0:36.51	+8
9	4 RANGER ENJAY Wanderson D'Avila	11	65.3 1400m	0:10.47 Overall	1:34.41 [9] (0:10.47)	1:23.94 [3] (0:11.41)	1:12.53 [4] (0:11.54)	1:00.99 [4] (0:12.07)	0:48.92 [4] (0:12.03)	0:36.89 [5] (0:12.09)	0:24.80 [7] (0:12.32)	0:36.89	+11

Scratched: A Royal Sort (#11), Delibes (#6)



Aquis Park Gold Coast Poly QLD Professional

Race 3: PENGUIN CONCRETE Maiden Plate - 1540m

20 July 2024 - 13:24



Track Rating: Synthetic, Weather: Fine, Rail Position: True

Section				200m				Last 600m	
Field Times				0:12.23 (0:12.23)				0:35.62	
Rank	TAB	Horse/Jockey	Barrier	Top Speed [km/h]	Fastest Section	Margin			Distance Travelled [m]
1	10	MISSAYTER Adin Thompson	3	65.7 1400m	0:10.54 Overall	0:11.99 [3] (0:11.99)	1:32.97		0:35.43
2	5	ALL ABOUT ARTIE Michael Cahill	7	67.1 1400m	0:10.39 Overall	0:12.23 [1] (0:12.23)	0.1L		0:35.62 +4
3	7	MIDNIGHT MADNESS Micheal Hellyer	5	66.5 1400m	0:10.44 Overall	0:12.34 [2] (0:12.34)	1.1L		0:35.76 +7
4	8	SMOKIN MATCH Jace McMurray	10	65.7 1400m	0:10.63 Overall	0:12.23 [4] (0:12.23)	2.6L		0:35.90 +14
5	2	FIRST TO MARS Danny Peisley	6	64.9 Overall	0:10.71 Overall	0:12.42 [5] (0:12.42)	4.9L		0:36.38 +5
6	9	WINDY WHEELS Sean Cormack	1	64.5 1400m	0:10.63 Overall	0:12.47 [6] (0:12.47)	5.4L		0:36.17 -2
7	1	BRAMBLE BAY Scott Galloway	2	64.5 1400m	0:10.87 Overall	0:12.43 [7] (0:12.43)	7.4L		0:36.47 +3
8	3	NO DOUBLE DIPPING Casey Waddell	4	65.0 1400m	0:10.83 Overall	0:12.32 [9] (0:12.32)	7.5L		0:36.51 +8
9	4	RANGER ENJAY Wanderson D'Avila	11	65.3 1400m	0:10.47 Overall	0:12.48 [8] (0:12.48)	8L		0:36.89 +11

Scratched: A Royal Sort (#11), Delibes (#6)



Horse/Jockey Name	Missayter
Final Rank	1
Fastest Section Time (Section)	0:10.54 (Overall)
Top Speed [km/h] (Section)	65.7 (1400m)
Race State	Finished



Aquis Park Gold Coast Poly QLD Professional

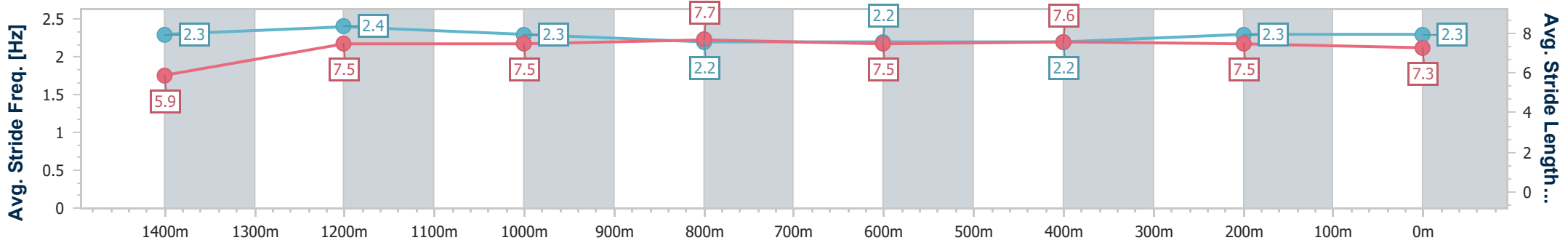
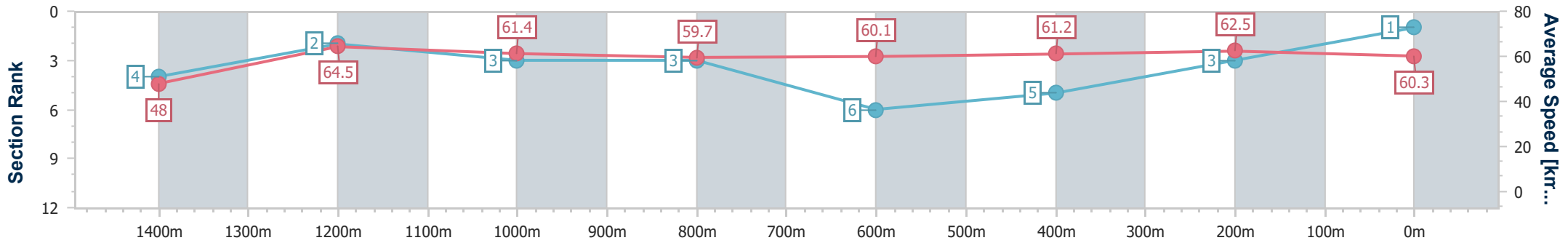
Race 3: PENGUIN CONCRETE Maiden Plate - 1540m



20 July 2024 - 13:24

Track Rating: Synthetic, Weather: Fine, Rail Position: True

Section	Overall	1400m	1200m	1000m	800m	600m	400m	200m
Section Times	1:32.97 [1] (0:10.54)	1:22.43 [4] (0:11.13)	1:11.30 [2] (0:11.71)	0:59.59 [3] (0:12.07)	0:47.52 [3] (0:12.09)	0:35.43 [6] (0:11.85)	0:23.58 [5] (0:11.59)	0:11.99 [3]
Average Speed [km/h]	48.0	64.5	61.4	59.7	60.1	61.2	62.5	60.3
Top Speed [km/h]	64.6	65.7	62.8	60.7	61.0	61.7	63.3	62.5
Avg. Dist. to Rail [m]	3.0	0.8	0.3	0.5	1.8	2.1	3.5	4.0
Avg. Stride Freq. [Hz]	2.3	2.4	2.3	2.2	2.2	2.2	2.3	2.3
Avg. Stride Length [m]	5.9	7.5	7.5	7.7	7.5	7.6	7.5	7.3



- [] Ranking at each section and finish
- .-.- No data available at this section
- NA No data available



Horse/Jockey Name	All About Artie
Final Rank	2
Fastest Section Time (Section)	0:10.39 (Overall)
Top Speed [km/h] (Section)	67.1 (1400m)
Race State	Finished



Aquis Park Gold Coast Poly QLD Professional

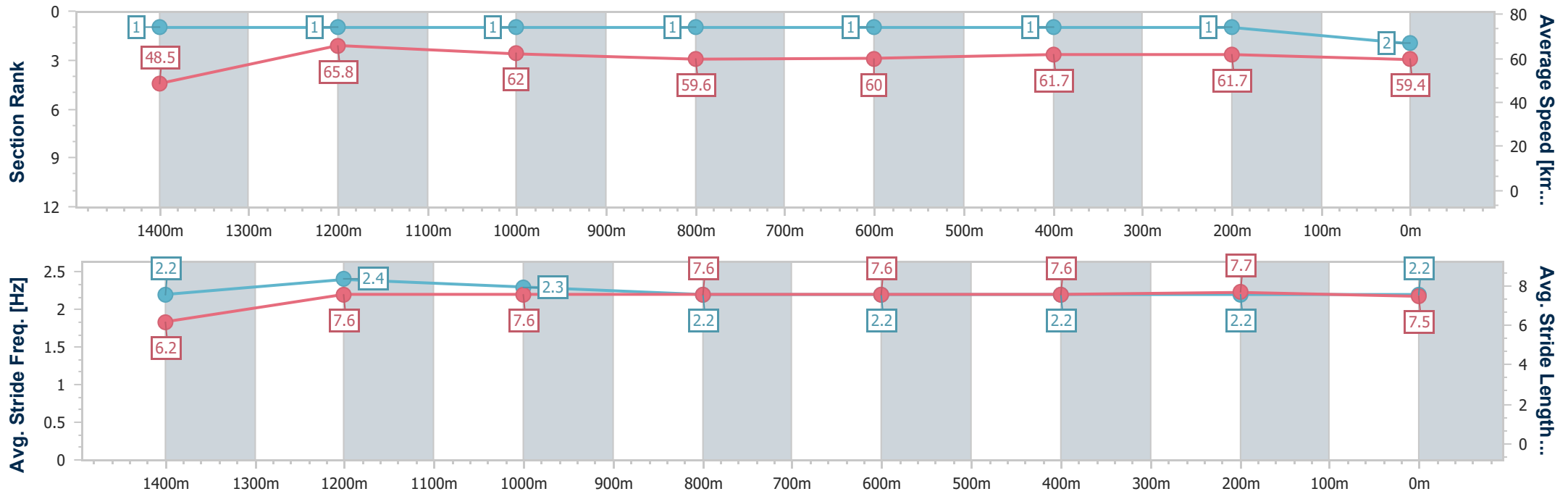
Race 3: PENGUIN CONCRETE Maiden Plate - 1540m



20 July 2024 - 13:24

Track Rating: Synthetic, Weather: Fine, Rail Position: True

Section	Overall	1400m	1200m	1000m	800m	600m	400m	200m
Section Times	1:32.97 [2] (0:10.39)	1:22.58 [1] (0:11.20)	1:11.38 [1] (0:11.63)	0:59.75 [1] (0:12.10)	0:47.65 [1] (0:12.03)	0:35.62 [1] (0:11.70)	0:23.92 [1] (0:11.69)	0:12.23 [1] (0:12.23)
Average Speed [km/h]	48.5	65.8	62.0	59.6	60.0	61.7	61.7	59.4
Top Speed [km/h]	65.1	67.1	63.7	60.6	60.6	62.4	62.2	60.9
Avg. Dist. to Rail [m]	6.9	3.1	1.7	1.0	0.8	0.7	1.1	0.9
Avg. Stride Freq. [Hz]	2.2	2.4	2.3	2.2	2.2	2.2	2.2	2.2
Avg. Stride Length [m]	6.2	7.6	7.6	7.6	7.6	7.6	7.7	7.5



- [] Ranking at each section and finish
- .-.- No data available at this section
- NA No data available



Horse/Jockey Name	Midnight Madness
Final Rank	3
Fastest Section Time (Section)	0:10.44 (Overall)
Top Speed [km/h] (Section)	66.5 (1400m)
Race State	Finished



Aquis Park Gold Coast Poly QLD Professional

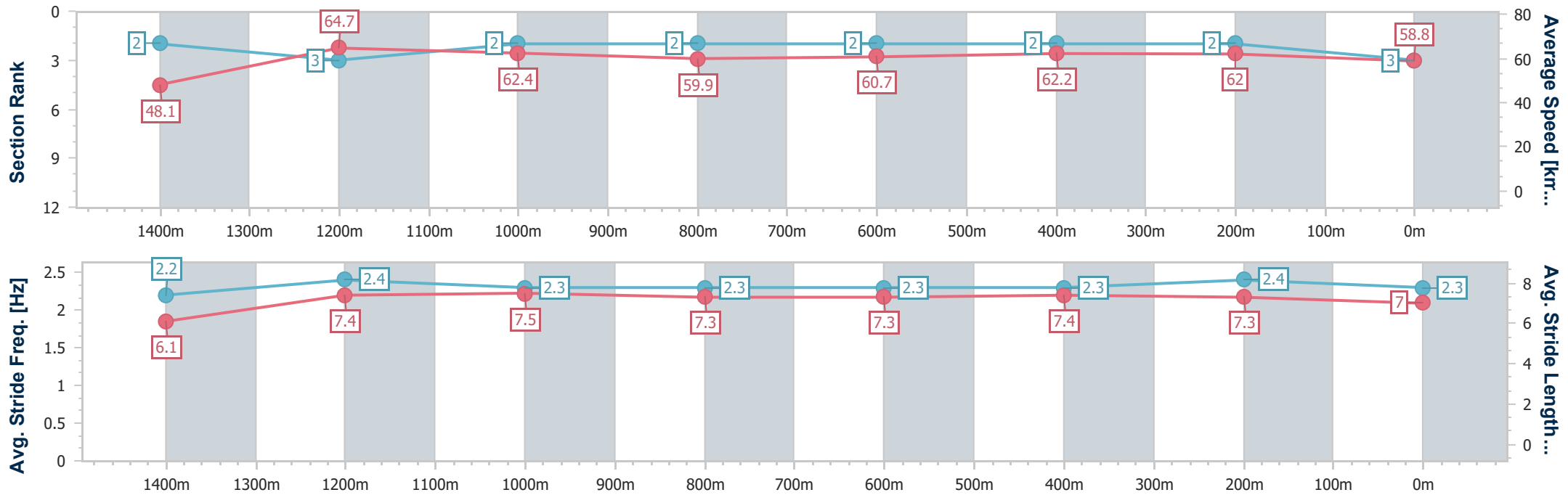
Race 3: PENGUIN CONCRETE Maiden Plate - 1540m



20 July 2024 - 13:24

Track Rating: Synthetic, Weather: Fine, Rail Position: True

Section	Overall	1400m	1200m	1000m	800m	600m	400m	200m
Section Times	1:33.15 [3] (0:10.44)	1:22.71 [2] (0:11.28)	1:11.43 [3] (0:11.54)	0:59.89 [2] (0:12.12)	0:47.77 [2] (0:12.01)	0:35.76 [2] (0:11.76)	0:24.00 [2] (0:11.66)	0:12.34 [2] (0:12.34)
Average Speed [km/h]	48.1	64.7	62.4	59.9	60.7	62.2	62.0	58.8
Top Speed [km/h]	64.9	66.5	63.2	60.7	61.4	62.9	63.0	60.7
Avg. Dist. to Rail [m]	4.1	1.7	3.1	2.6	2.8	2.9	2.4	1.8
Avg. Stride Freq. [Hz]	2.2	2.4	2.3	2.3	2.3	2.3	2.4	2.3
Avg. Stride Length [m]	6.1	7.4	7.5	7.3	7.3	7.4	7.3	7.0



- [] Ranking at each section and finish
- .-.- No data available at this section
- NA No data available



Horse/Jockey Name	Smokin Match
Final Rank	4
Fastest Section Time (Section)	0:10.63 (Overall)
Top Speed [km/h] (Section)	65.7 (1400m)
Race State	Finished



Aquis Park Gold Coast Poly QLD Professional

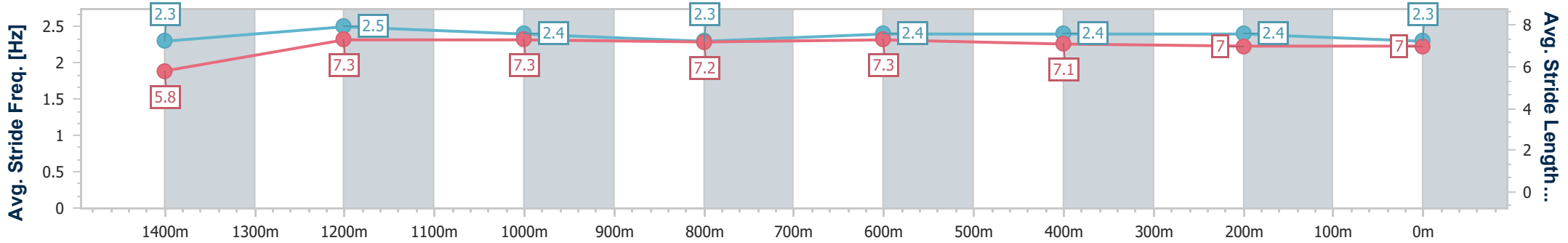
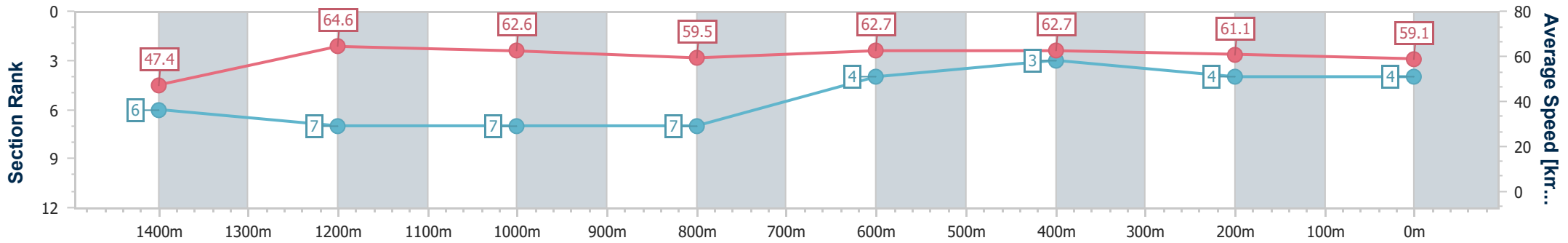
Race 3: PENGUIN CONCRETE Maiden Plate - 1540m



20 July 2024 - 13:24

Track Rating: Synthetic, Weather: Fine, Rail Position: True

Section	Overall	1400m	1200m	1000m	800m	600m	400m	200m
Section Times	1:33.41 [4] (0:10.63)	1:22.78 [6] (0:11.47)	1:11.31 [7] (0:11.50)	0:59.81 [7] (0:12.20)	0:47.61 [7] (0:11.71)	0:35.90 [4] (0:11.75)	0:24.15 [3] (0:11.92)	0:12.23 [4] (0:12.23)
Average Speed [km/h]	47.4	64.6	62.6	59.5	62.7	62.7	61.1	59.1
Top Speed [km/h]	63.3	65.7	63.9	61.2	63.8	63.8	61.8	61.2
Avg. Dist. to Rail [m]	8.3	3.6	3.6	3.1	4.2	4.8	4.8	5.5
Avg. Stride Freq. [Hz]	2.3	2.5	2.4	2.3	2.4	2.4	2.4	2.3
Avg. Stride Length [m]	5.8	7.3	7.3	7.2	7.3	7.1	7.0	7.0



- [] Ranking at each section and finish
- .-.- No data available at this section
- NA No data available



Horse/Jockey Name	First To Mars
Final Rank	5
Fastest Section Time (Section)	0:10.71 (Overall)
Top Speed [km/h] (Section)	64.9 (Overall)
Race State	Finished



Aquis Park Gold Coast Poly QLD Professional

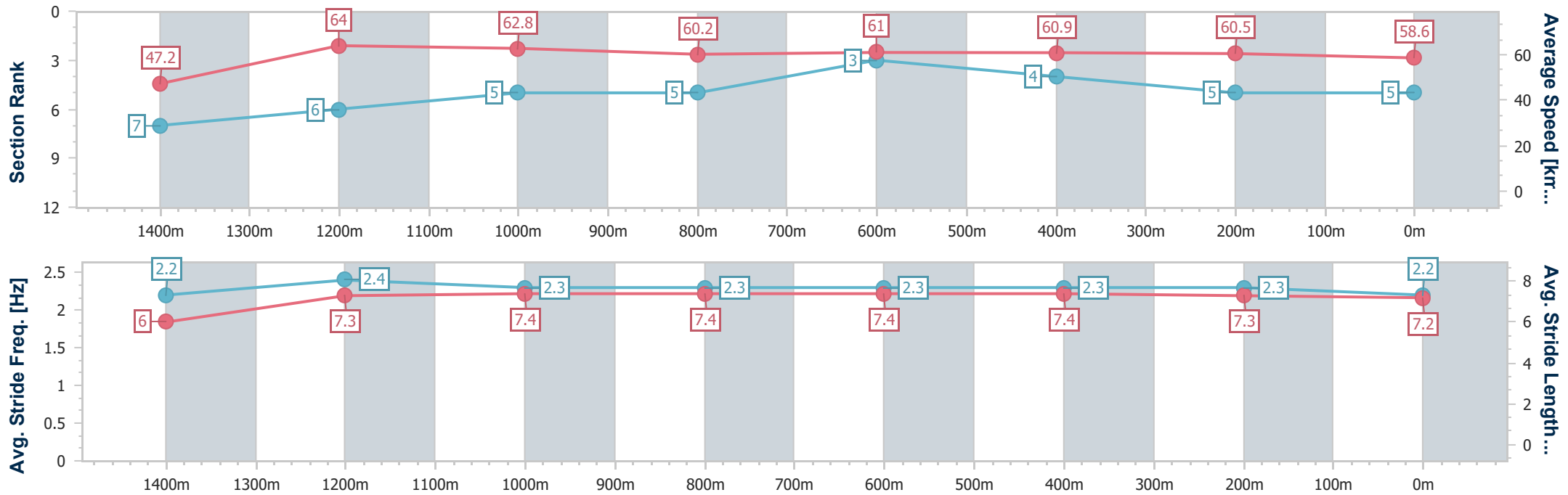
Race 3: PENGUIN CONCRETE Maiden Plate - 1540m



20 July 2024 - 13:24

Track Rating: Synthetic, Weather: Fine, Rail Position: True

Section	Overall	1400m	1200m	1000m	800m	600m	400m	200m
Section Times	1:33.80 [5] (0:10.71)	1:23.09 [7] (0:11.31)	1:11.78 [6] (0:11.50)	1:00.28 [5] (0:12.00)	0:48.28 [5] (0:11.90)	0:36.38 [3] (0:11.97)	0:24.41 [4] (0:11.99)	0:12.42 [5] (0:12.42)
Average Speed [km/h]	47.2	64.0	62.8	60.2	61.0	60.9	60.5	58.6
Top Speed [km/h]	64.9	64.8	63.5	61.4	61.9	61.3	61.1	60.3
Avg. Dist. to Rail [m]	4.6	1.0	2.0	1.7	1.6	2.7	2.7	2.9
Avg. Stride Freq. [Hz]	2.2	2.4	2.3	2.3	2.3	2.3	2.3	2.2
Avg. Stride Length [m]	6.0	7.3	7.4	7.4	7.4	7.4	7.3	7.2



- [] Ranking at each section and finish
- .-.-.- No data available at this section
- NA No data available



Horse/Jockey Name	Windy Wheels
Final Rank	6
Fastest Section Time (Section)	0:10.63 (Overall)
Top Speed [km/h] (Section)	64.5 (1400m)
Race State	Finished



Aquis Park Gold Coast Poly QLD Professional

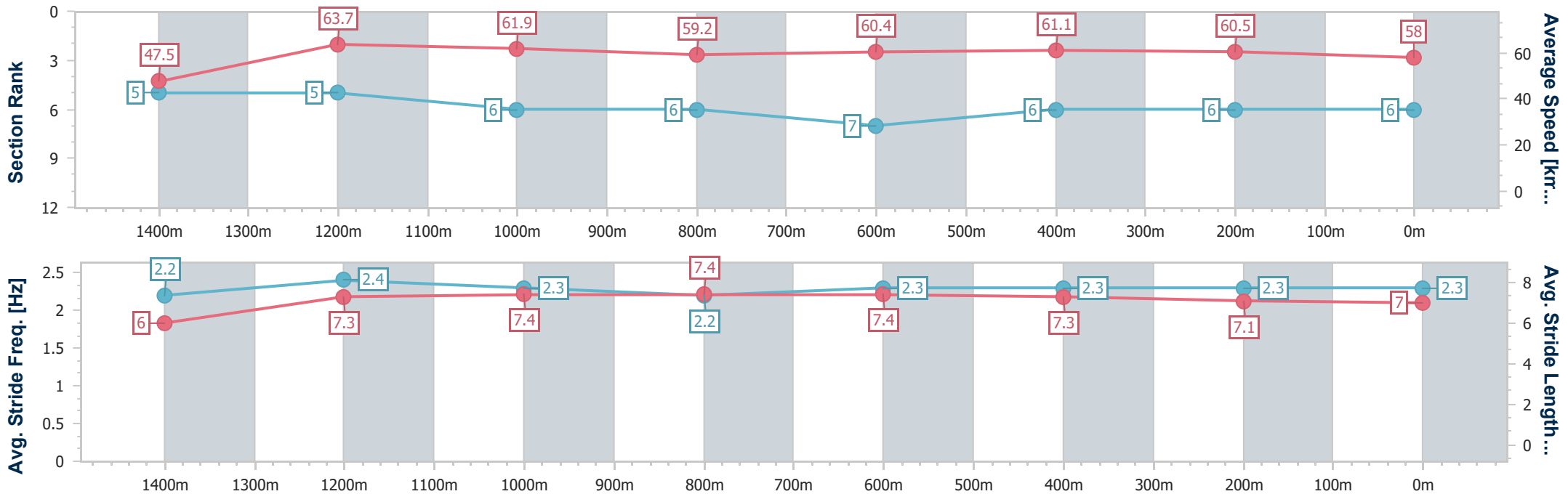
Race 3: PENGUIN CONCRETE Maiden Plate - 1540m



20 July 2024 - 13:24

Track Rating: Synthetic, Weather: Fine, Rail Position: True

Section	Overall	1400m	1200m	1000m	800m	600m	400m	200m
Section Times	1:33.91 [6] (0:10.63)	1:23.28 [5] (0:11.30)	1:11.98 [5] (0:11.64)	1:00.34 [6] (0:12.19)	0:48.15 [6] (0:11.98)	0:36.17 [7] (0:11.79)	0:24.38 [6] (0:11.91)	0:12.47 [6] (0:12.47)
Average Speed [km/h]	47.5	63.7	61.9	59.2	60.4	61.1	60.5	58.0
Top Speed [km/h]	62.5	64.5	63.0	60.5	60.8	62.5	62.0	60.2
Avg. Dist. to Rail [m]	1.2	0.5	0.9	0.8	1.0	0.5	1.5	2.2
Avg. Stride Freq. [Hz]	2.2	2.4	2.3	2.2	2.3	2.3	2.3	2.3
Avg. Stride Length [m]	6.0	7.3	7.4	7.4	7.4	7.3	7.1	7.0



- [] Ranking at each section and finish
- .-.- No data available at this section
- NA No data available



Horse/Jockey Name	Bramble Bay
Final Rank	7
Fastest Section Time (Section)	0:10.87 (Overall)
Top Speed [km/h] (Section)	64.5 (1400m)
Race State	Finished



Aquis Park Gold Coast Poly QLD Professional

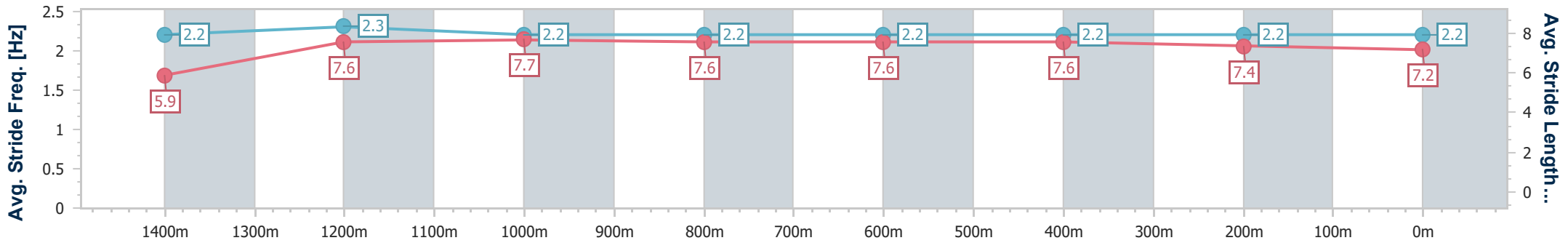
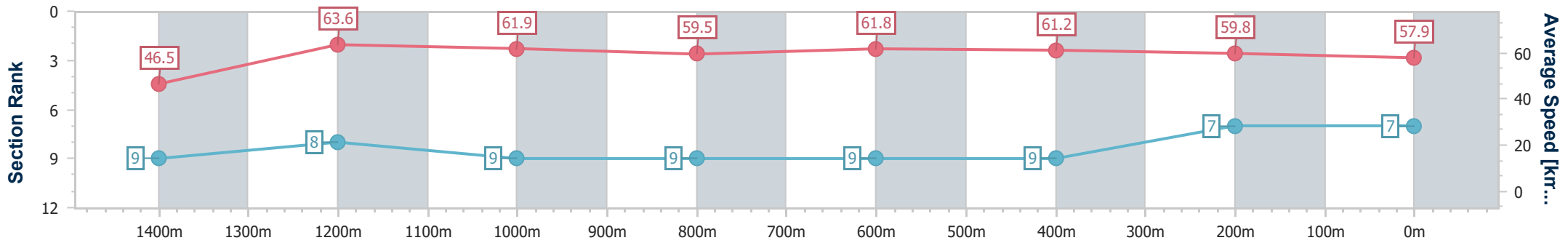
Race 3: PENGUIN CONCRETE Maiden Plate - 1540m



20 July 2024 - 13:24

Track Rating: Synthetic, Weather: Fine, Rail Position: True

Section	Overall	1400m	1200m	1000m	800m	600m	400m	200m
Section Times	1:34.28 [7] (0:10.87)	1:23.41 [9] (0:11.43)	1:11.98 [8] (0:11.61)	1:00.37 [9] (0:12.13)	0:48.24 [9] (0:11.77)	0:36.47 [9] (0:11.95)	0:24.52 [9] (0:12.09)	0:12.43 [7] (0:12.43)
Average Speed [km/h]	46.5	63.6	61.9	59.5	61.8	61.2	59.8	57.9
Top Speed [km/h]	63.1	64.5	62.5	60.9	62.3	62.3	60.5	59.3
Avg. Dist. to Rail [m]	2.4	1.0	1.6	1.4	1.9	2.9	2.8	4.6
Avg. Stride Freq. [Hz]	2.2	2.3	2.2	2.2	2.2	2.2	2.2	2.2
Avg. Stride Length [m]	5.9	7.6	7.7	7.6	7.6	7.6	7.4	7.2



- [] Ranking at each section and finish
- .-.- No data available at this section
- NA No data available



Horse/Jockey Name	No Double Dipping
Final Rank	8
Fastest Section Time (Section)	0:10.83 (Overall)
Top Speed [km/h] (Section)	65.0 (1400m)
Race State	Finished



Aquis Park Gold Coast Poly QLD Professional

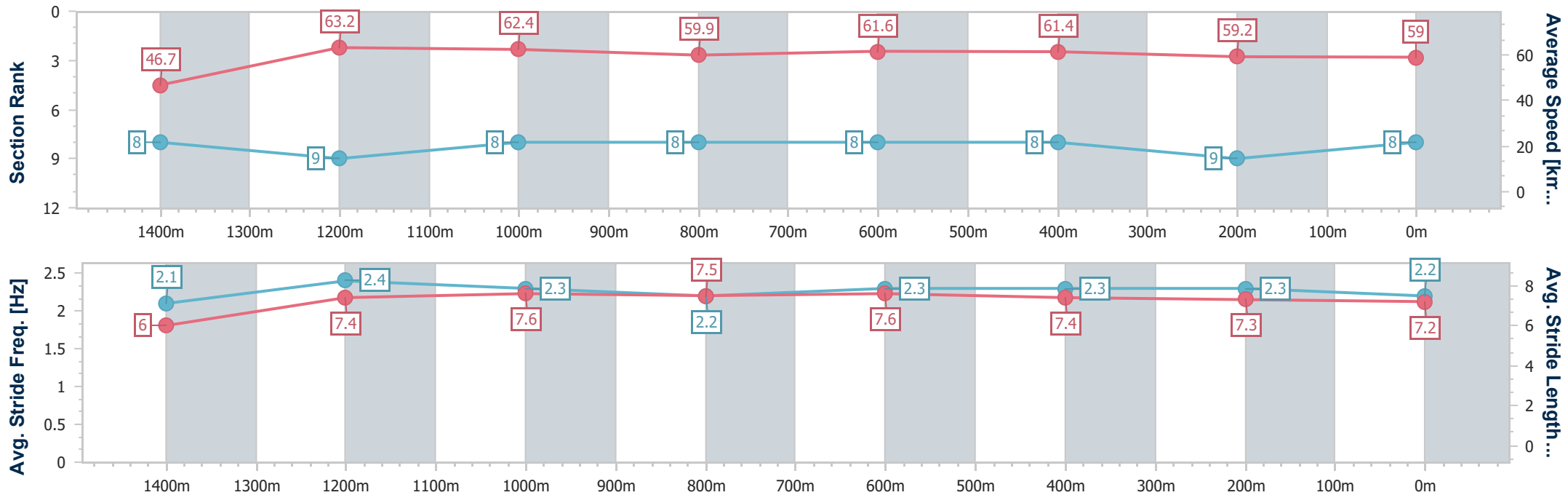
Race 3: PENGUIN CONCRETE Maiden Plate - 1540m



20 July 2024 - 13:24

Track Rating: Synthetic, Weather: Fine, Rail Position: True

Section	Overall	1400m	1200m	1000m	800m	600m	400m	200m
Section Times	1:34.29 [8] (0:10.83)	1:23.46 [8] (0:11.49)	1:11.97 [9] (0:11.55)	1:00.42 [8] (0:12.07)	0:48.35 [8] (0:11.84)	0:36.51 [8] (0:11.95)	0:24.56 [8] (0:12.24)	0:12.32 [9] (0:12.32)
Average Speed [km/h]	46.7	63.2	62.4	59.9	61.6	61.4	59.2	59.0
Top Speed [km/h]	62.4	65.0	62.7	61.9	62.8	63.1	60.9	60.4
Avg. Dist. to Rail [m]	3.8	1.2	2.3	1.7	3.2	3.9	5.0	6.0
Avg. Stride Freq. [Hz]	2.1	2.4	2.3	2.2	2.3	2.3	2.3	2.2
Avg. Stride Length [m]	6.0	7.4	7.6	7.5	7.6	7.4	7.3	7.2



- [] Ranking at each section and finish
- .-.- No data available at this section
- NA No data available



Horse/Jockey Name	Ranger Enjay
Final Rank	9
Fastest Section Time (Section)	0:10.47 (Overall)
Top Speed [km/h] (Section)	65.3 (1400m)
Race State	Finished



Aquis Park Gold Coast Poly QLD Professional

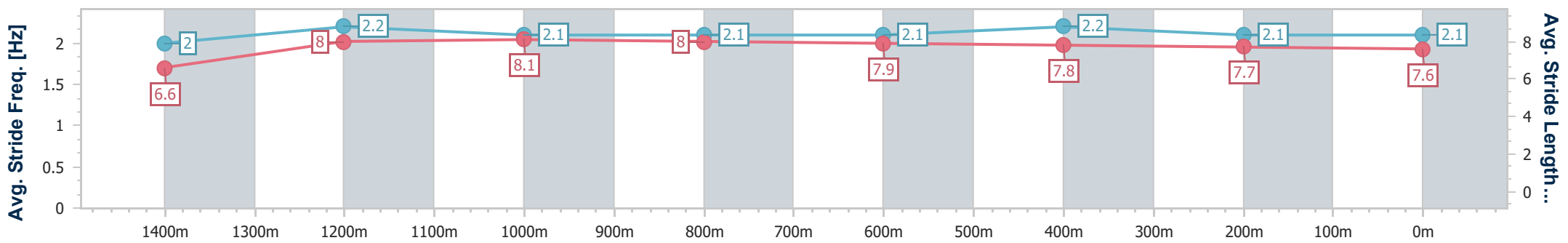
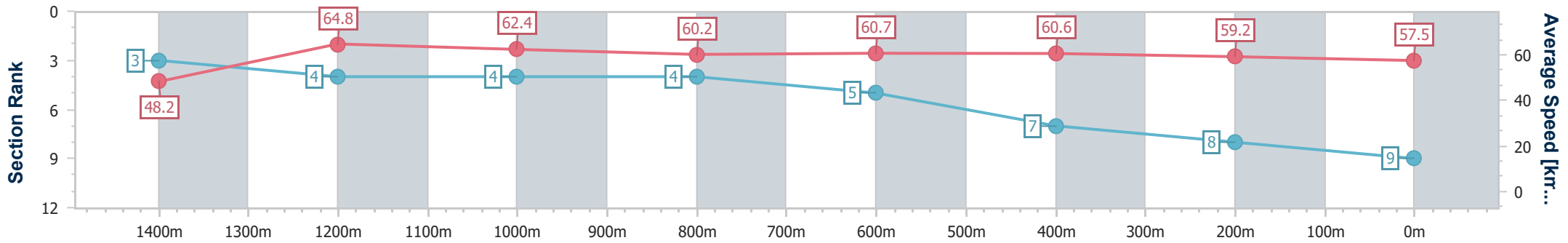
Race 3: PENGUIN CONCRETE Maiden Plate - 1540m



20 July 2024 - 13:24

Track Rating: Synthetic, Weather: Fine, Rail Position: True

Section	Overall	1400m	1200m	1000m	800m	600m	400m	200m
Section Times	1:34.41 [9] (0:10.47)	1:23.94 [3] (0:11.41)	1:12.53 [4] (0:11.54)	1:00.99 [4] (0:12.07)	0:48.92 [4] (0:12.03)	0:36.89 [5] (0:12.09)	0:24.80 [7] (0:12.32)	0:12.48 [8] (0:12.48)
Average Speed [km/h]	48.2	64.8	62.4	60.2	60.7	60.6	59.2	57.5
Top Speed [km/h]	64.6	65.3	63.9	61.1	61.7	62.0	60.0	59.0
Avg. Dist. to Rail [m]	8.7	3.6	3.4	2.9	3.0	3.4	5.0	5.9
Avg. Stride Freq. [Hz]	2.0	2.2	2.1	2.1	2.1	2.2	2.1	2.1
Avg. Stride Length [m]	6.6	8.0	8.1	8.0	7.9	7.8	7.7	7.6



- [] Ranking at each section and finish
- .-.- No data available at this section
- NA No data available



Aquis Park Gold Coast Poly QLD Professional

Race 4: KOLLOSCHE BENCHMARK 58 Handicap - 1050m

20 July 2024 - 13:59



Track Rating: Synthetic, Weather: Fine, Rail Position: True

Section		Overall										Last 600m	
Field Times		1:00.67 (0:04.85)										0:34.24	
		1000m (0:10.78)										0:45.04 (0:10.80)	
		800m (0:10.80)										0:34.24 (0:10.92)	
		600m (0:11.24)										0:23.32 (0:11.24)	
		400m (0:12.08)										0:12.08 (0:12.08)	
		200m (0:12.08)										0:12.08 (0:12.08)	
Rank	TAB	Horse/Jockey	Barrier	Top Speed [km/h]	Fastest Section	Overall	1000m	800m	600m	400m	200m	Margin	Distance Travelled [m]
1	3	SONNY DAZE Corey Sutherland	6	70.0	0:04.90	1:00.67 [1] (0:04.90)	0:55.77 [2] (0:10.73)	0:45.04 [1] (0:10.80)	0:34.24 [1] (0:10.92)	0:23.32 [1] (0:11.24)	0:12.08 [1] (0:12.08)	1:00.67	0:34.24
2	8	VELOCE METEOR Paul Hammersley	3	69.8	0:05.20	1:00.85 [2] (0:05.20)	0:55.65 [5] (0:11.02)	0:44.63 [8] (0:10.71)	0:33.92 [8] (0:11.21)	0:22.71 [8] (0:11.26)	0:11.45 [4] (0:11.45)	1L	0:33.92 +5
3	2	COSMIC SERENADE Jai Williams	11	70.3	0:04.96	1:00.87 [3] (0:04.96)	0:55.91 [3] (0:10.68)	0:45.23 [2] (0:10.82)	0:34.41 [2] (0:11.03)	0:23.38 [2] (0:11.43)	0:11.95 [2] (0:11.95)	1.1L	0:34.41 +3
4	11	LES GIRLS Sean Cormack	7	69.8	0:05.02	1:01.08 [4] (0:05.02)	0:56.06 [4] (0:10.83)	0:45.23 [4] (0:10.70)	0:34.53 [3] (0:11.12)	0:23.41 [3] (0:11.49)	0:11.92 [3] (0:11.92)	2.1L	0:34.53 +6
5	1	I AM VOODOO Glenn Cahill	2	68.8	0:05.36	1:01.39 [5] (0:05.36)	0:56.03 [9] (0:10.84)	0:45.19 [7] (0:10.61)	0:34.58 [7] (0:11.18)	0:23.40 [7] (0:11.53)	0:11.87 [5] (0:11.87)	3.9L	0:34.58 +2
6	7	GERETY Michael Cahill	9	71.9	0:05.27	1:01.58 [6] (0:05.27)	0:56.31 [6] (0:10.74)	0:45.57 [5] (0:10.66)	0:34.91 [5] (0:11.31)	0:23.60 [5] (0:11.61)	0:11.99 [6] (0:11.99)	4.9L	0:34.91 +12
7	5	PEPERONCINO Micheal Hellyer	4	68.5	0:05.33	1:01.60 [7] (0:05.33)	0:56.27 [8] (0:11.05)	0:45.22 [9] (0:10.66)	0:34.56 [9] (0:11.16)	0:23.40 [9] (0:11.56)	0:11.84 [7] (0:11.84)	5L	0:34.56 +7
8	6	TARGETED Kirk Matheson	5	69.8	0:05.81	1:01.65 [8] (0:05.81)	0:55.84 [10] (0:10.88)	0:44.96 [10] (0:10.72)	0:34.24 [10] (0:10.94)	0:23.30 [10] (0:11.45)	0:11.85 [9] (0:11.85)	5.2L	0:34.24 +11
9	9	VELVET Casey Waddell	1	68.3	0:04.85	1:02.04 [9] (0:04.85)	0:57.19 [1] (0:10.99)	0:46.20 [3] (0:10.75)	0:35.45 [4] (0:11.39)	0:24.06 [6] (0:11.81)	0:12.25 [8] (0:12.25)	7.5L	0:35.45 +4
10	10	CAPTAIN ARTIE Girish Goomany	8	70.8	0:05.31	1:02.28 [10] (0:05.31)	0:56.97 [7] (0:10.76)	0:46.21 [6] (0:10.61)	0:35.60 [6] (0:11.28)	0:24.32 [4] (0:11.89)	0:12.43 [10] (0:12.43)	8.8L	0:35.60 +9

Scratched: Stern Impulse (#4)

[] Ranking at each section and finish
 -:-:- No data available at this section
 NA No data available

SCN Saddle cloth number
 DNF Did not finish
 DNT Did not track



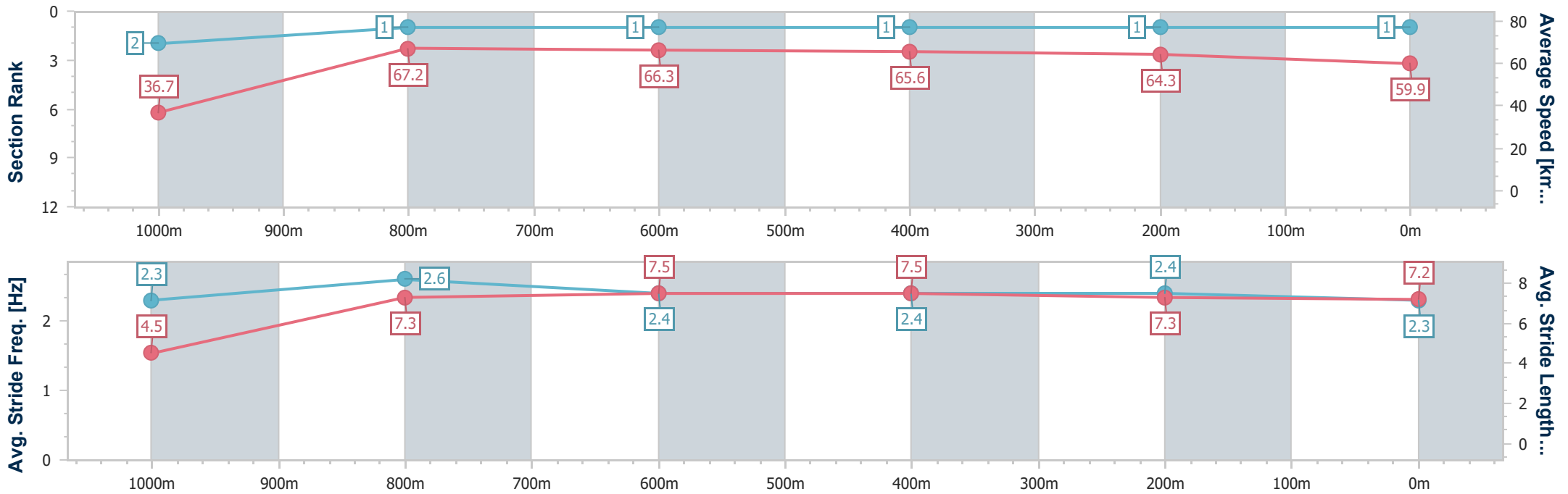
Horse/Jockey Name	Sonny Daze
Final Rank	1
Fastest Section Time (Section)	0:04.90 (Overall)
Top Speed [km/h] (Section)	70.0 (1000m)
Race State	Finished



Aquis Park Gold Coast Poly QLD Professional
 Race 4: KOLLOSCHKE BENCHMARK 58 Handicap - 1050m
 20 July 2024 - 13:59
 Track Rating: Synthetic, Weather: Fine, Rail Position: True



Section	Overall	1000m	800m	600m	400m	200m
Section Times	1:00.67 [1] (0:04.90)	0:55.77 [2] (0:10.73)	0:45.04 [1] (0:10.80)	0:34.24 [1] (0:10.92)	0:23.32 [1] (0:11.24)	0:12.08 [1] (0:12.08)
Average Speed [km/h]	36.7	67.2	66.3	65.6	64.3	59.9
Top Speed [km/h]	57.7	70.0	67.8	67.4	65.2	63.4
Avg. Dist. to Rail [m]	4.3	1.6	0.9	0.5	2.6	2.7
Avg. Stride Freq. [Hz]	2.3	2.6	2.4	2.4	2.4	2.3
Avg. Stride Length [m]	4.5	7.3	7.5	7.5	7.3	7.2



- [] Ranking at each section and finish
- .-.- No data available at this section
- NA No data available



Horse/Jockey Name	Veloce Meteor
Final Rank	2
Fastest Section Time (Section)	0:05.20 (Overall)
Top Speed [km/h] (Section)	69.8 (800m)
Race State	Finished



Aquis Park Gold Coast Poly QLD Professional

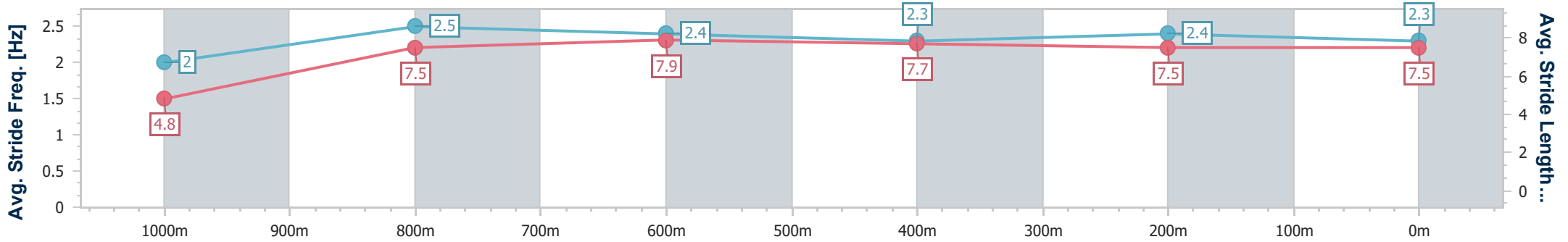
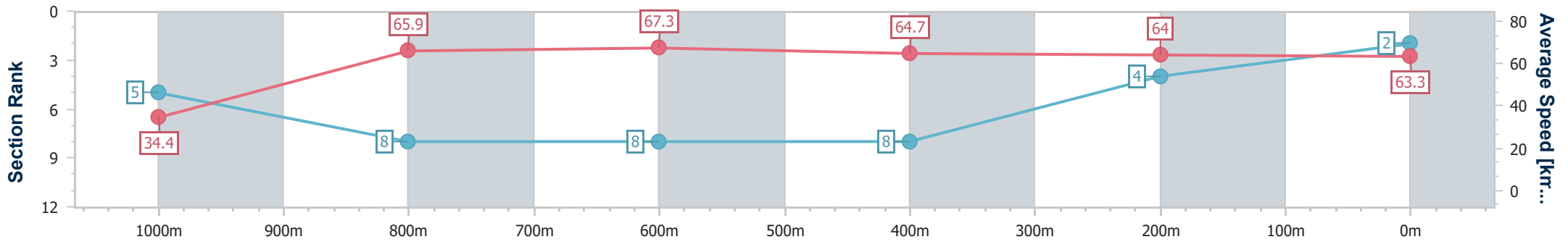
Race 4: KOLLOSCHE BENCHMARK 58 Handicap - 1050m

20 July 2024 - 13:59

Track Rating: Synthetic, Weather: Fine, Rail Position: True



Section	Overall	1000m	800m	600m	400m	200m
Section Times	1:00.85 [2] (0:05.20)	0:55.65 [5] (0:11.02)	0:44.63 [8] (0:10.71)	0:33.92 [8] (0:11.21)	0:22.71 [8] (0:11.26)	0:11.45 [4]
Average Speed [km/h]	34.4	65.9	67.3	64.7	64.0	63.3
Top Speed [km/h]	56.0	68.8	69.8	66.9	65.7	65.1
Avg. Dist. to Rail [m]	2.5	2.1	0.7	1.0	1.1	1.7
Avg. Stride Freq. [Hz]	2.0	2.5	2.4	2.3	2.4	2.3
Avg. Stride Length [m]	4.8	7.5	7.9	7.7	7.5	7.5



- [] Ranking at each section and finish
- .-.- No data available at this section
- NA No data available



Horse/Jockey Name	Cosmic Serenade
Final Rank	3
Fastest Section Time (Section)	0:04.96 (Overall)
Top Speed [km/h] (Section)	70.3 (1000m)
Race State	Finished



Aquis Park Gold Coast Poly QLD Professional

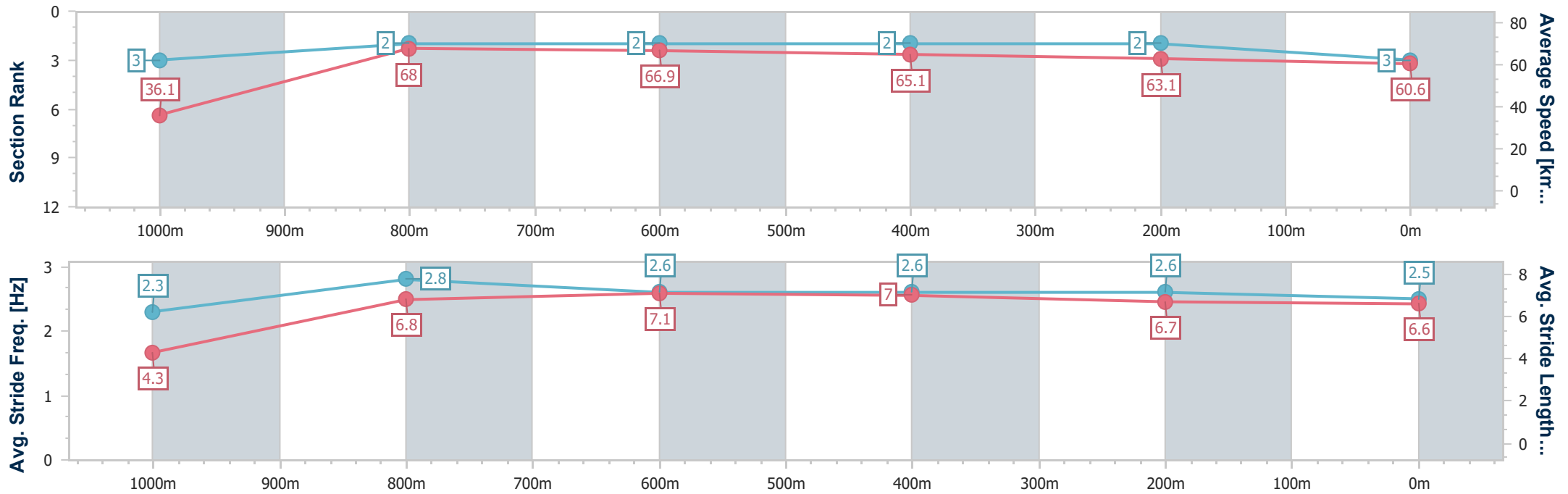
Race 4: KOLLOSCHE BENCHMARK 58 Handicap - 1050m



20 July 2024 - 13:59

Track Rating: Synthetic, Weather: Fine, Rail Position: True

Section	Overall	1000m	800m	600m	400m	200m
Section Times	1:00.87 [3] (0:04.96)	0:55.91 [3] (0:10.68)	0:45.23 [2] (0:10.82)	0:34.41 [2] (0:11.03)	0:23.38 [2] (0:11.43)	0:11.95 [2]
Average Speed [km/h]	36.1	68.0	66.9	65.1	63.1	60.6
Top Speed [km/h]	57.8	70.3	68.2	67.2	64.8	62.5
Avg. Dist. to Rail [m]	8.1	3.2	0.8	0.4	2.5	3.0
Avg. Stride Freq. [Hz]	2.3	2.8	2.6	2.6	2.6	2.5
Avg. Stride Length [m]	4.3	6.8	7.1	7.0	6.7	6.6



- [] Ranking at each section and finish
- .-.- No data available at this section
- NA No data available



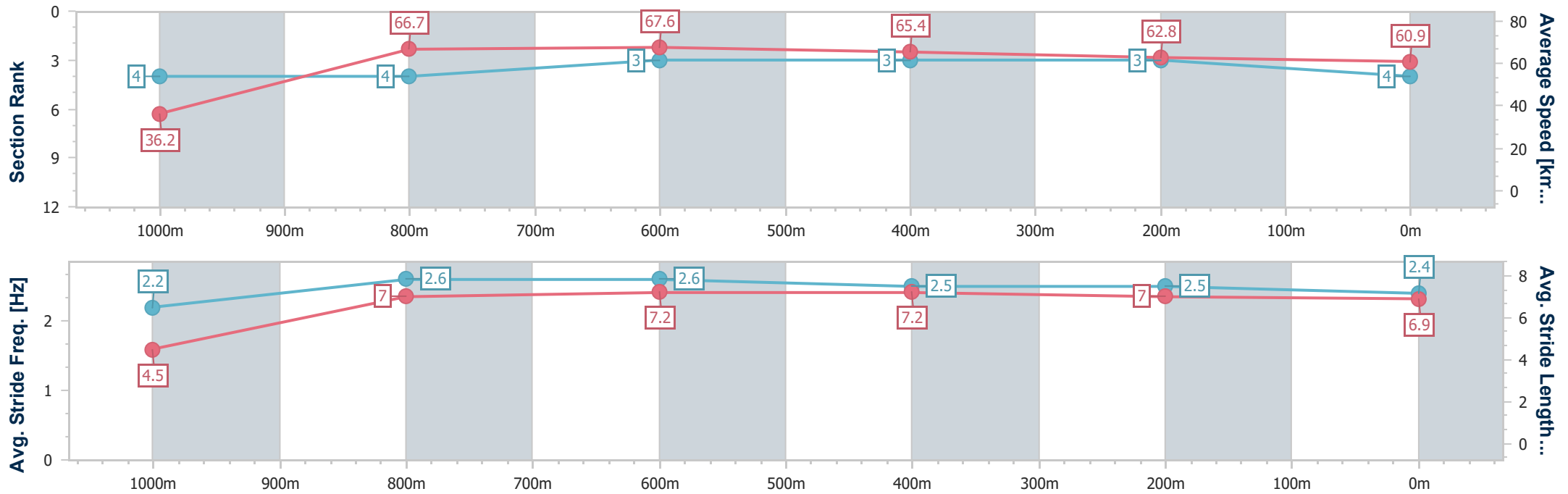
Horse/Jockey Name	Les Girls
Final Rank	4
Fastest Section Time (Section)	0:05.02 (Overall)
Top Speed [km/h] (Section)	69.8 (1000m)
Race State	Finished



Aquis Park Gold Coast Poly QLD Professional
 Race 4: KOLLOSCHE BENCHMARK 58 Handicap - 1050m
 20 July 2024 - 13:59
 Track Rating: Synthetic, Weather: Fine, Rail Position: True



Section	Overall	1000m	800m	600m	400m	200m
Section Times	1:01.08 [4] (0:05.02)	0:56.06 [4] (0:10.83)	0:45.23 [4] (0:10.70)	0:34.53 [3] (0:11.12)	0:23.41 [3] (0:11.49)	0:11.92 [3] (0:11.92)
Average Speed [km/h]	36.2	66.7	67.6	65.4	62.8	60.9
Top Speed [km/h]	57.4	69.8	68.4	67.1	63.8	62.5
Avg. Dist. to Rail [m]	5.5	1.7	1.5	2.1	2.4	3.9
Avg. Stride Freq. [Hz]	2.2	2.6	2.6	2.5	2.5	2.4
Avg. Stride Length [m]	4.5	7.0	7.2	7.2	7.0	6.9



- [] Ranking at each section and finish
- .-.- No data available at this section
- NA No data available



Horse/Jockey Name	I Am Voodoo
Final Rank	5
Fastest Section Time (Section)	0:05.36 (Overall)
Top Speed [km/h] (Section)	68.8 (800m)
Race State	Finished



Aquis Park Gold Coast Poly QLD Professional

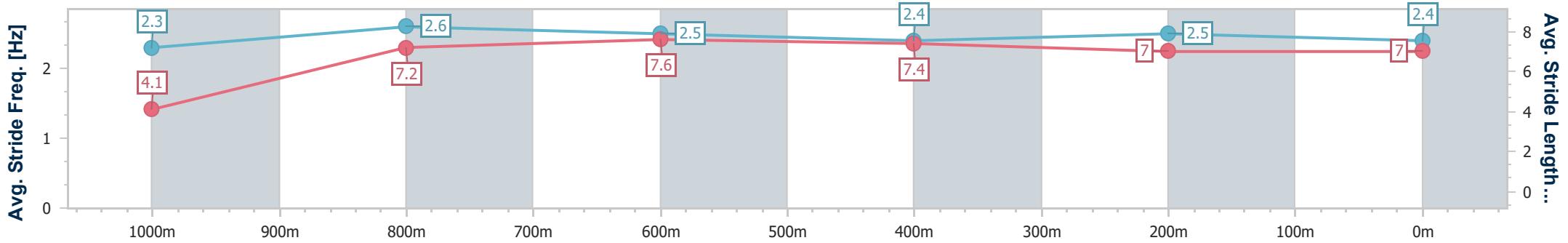
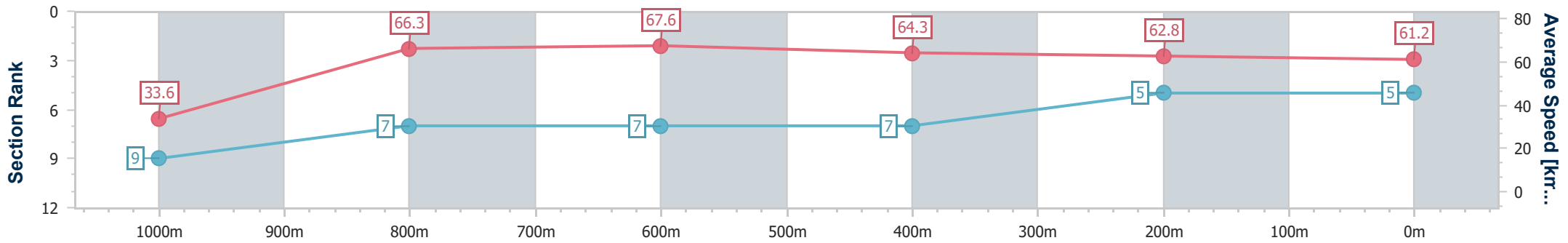
Race 4: KOLLOSCHE BENCHMARK 58 Handicap - 1050m



20 July 2024 - 13:59

Track Rating: Synthetic, Weather: Fine, Rail Position: True

Section	Overall	1000m	800m	600m	400m	200m
Section Times	1:01.39 [5] (0:05.36)	0:56.03 [9] (0:10.84)	0:45.19 [7] (0:10.61)	0:34.58 [7] (0:11.18)	0:23.40 [7] (0:11.53)	0:11.87 [5] (0:11.87)
Average Speed [km/h]	33.6	66.3	67.6	64.3	62.8	61.2
Top Speed [km/h]	57.2	68.5	68.8	67.4	64.8	63.7
Avg. Dist. to Rail [m]	1.2	0.3	0.9	0.8	3.0	1.3
Avg. Stride Freq. [Hz]	2.3	2.6	2.5	2.4	2.5	2.4
Avg. Stride Length [m]	4.1	7.2	7.6	7.4	7.0	7.0



- [] Ranking at each section and finish
- .-.- No data available at this section
- NA No data available



Horse/Jockey Name	Gerety
Final Rank	6
Fastest Section Time (Section)	0:05.27 (Overall)
Top Speed [km/h] (Section)	71.9 (1000m)
Race State	Finished



Aquis Park Gold Coast Poly QLD Professional

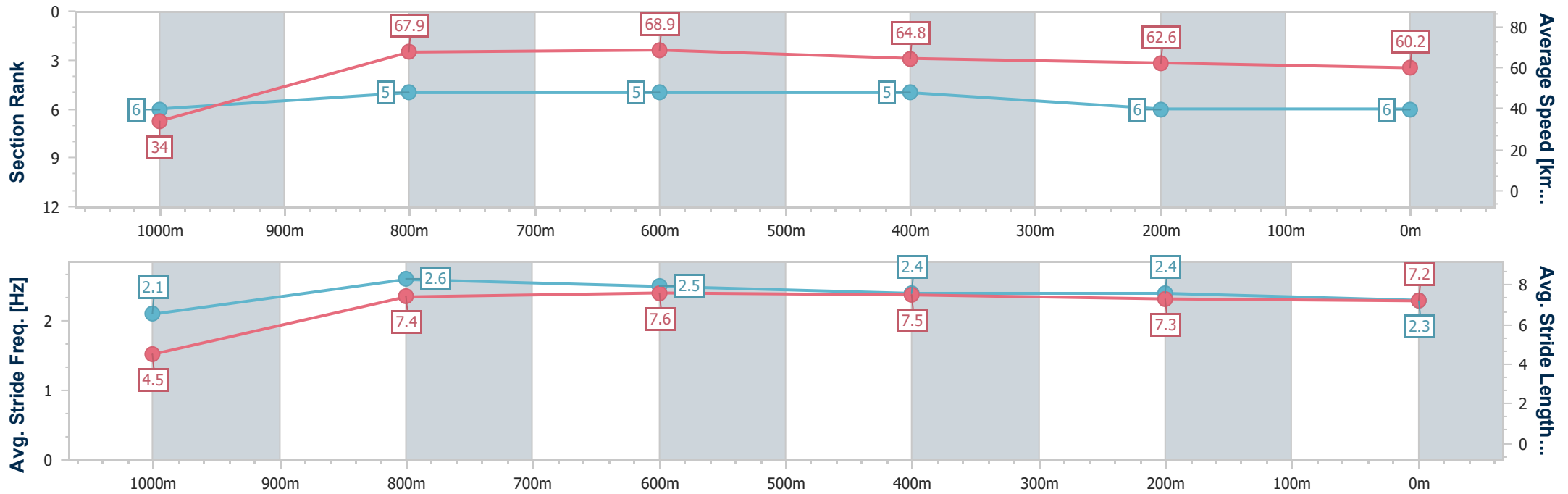
Race 4: KOLLOSCHE BENCHMARK 58 Handicap - 1050m

20 July 2024 - 13:59

Track Rating: Synthetic, Weather: Fine, Rail Position: True



Section	Overall	1000m	800m	600m	400m	200m
Section Times	1:01.58 [6] (0:05.27)	0:56.31 [6] (0:10.74)	0:45.57 [5] (0:10.66)	0:34.91 [5] (0:11.31)	0:23.60 [5] (0:11.61)	0:11.99 [6] (0:11.99)
Average Speed [km/h]	34.0	67.9	68.9	64.8	62.6	60.2
Top Speed [km/h]	55.3	71.9	70.9	67.9	63.5	62.1
Avg. Dist. to Rail [m]	8.1	4.6	3.3	3.7	4.3	3.9
Avg. Stride Freq. [Hz]	2.1	2.6	2.5	2.4	2.4	2.3
Avg. Stride Length [m]	4.5	7.4	7.6	7.5	7.3	7.2



- [] Ranking at each section and finish
- .-.- No data available at this section
- NA No data available



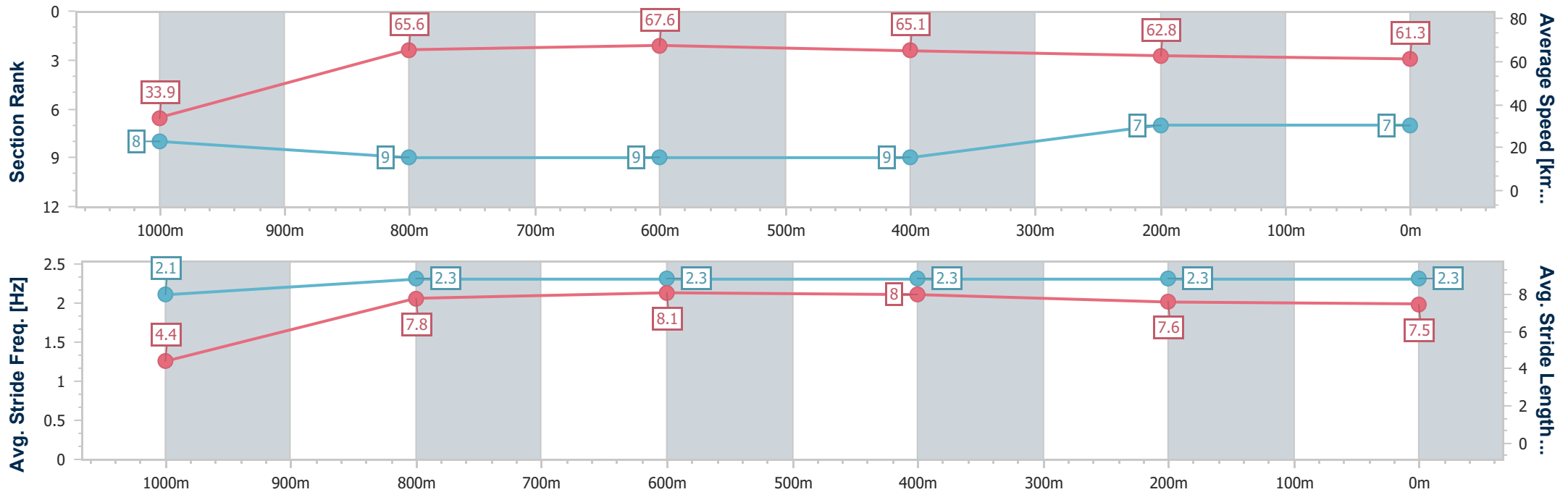
Horse/Jockey Name	Peperoncino
Final Rank	7
Fastest Section Time (Section)	0:05.33 (Overall)
Top Speed [km/h] (Section)	68.5 (800m)
Race State	Finished



Aquis Park Gold Coast Poly QLD Professional
 Race 4: KOLLOSCHE BENCHMARK 58 Handicap - 1050m
 20 July 2024 - 13:59
 Track Rating: Synthetic, Weather: Fine, Rail Position: True



Section	Overall	1000m	800m	600m	400m	200m
Section Times	1:01.60 [7] (0:05.33)	0:56.27 [8] (0:11.05)	0:45.22 [9] (0:10.66)	0:34.56 [9] (0:11.16)	0:23.40 [9] (0:11.56)	0:11.84 [7] (0:11.84)
Average Speed [km/h]	33.9	65.6	67.6	65.1	62.8	61.3
Top Speed [km/h]	56.4	68.1	68.5	66.9	63.7	62.2
Avg. Dist. to Rail [m]	3.6	2.3	0.8	1.4	3.8	2.8
Avg. Stride Freq. [Hz]	2.1	2.3	2.3	2.3	2.3	2.3
Avg. Stride Length [m]	4.4	7.8	8.1	8.0	7.6	7.5



- [] Ranking at each section and finish
- .-.- No data available at this section
- NA No data available



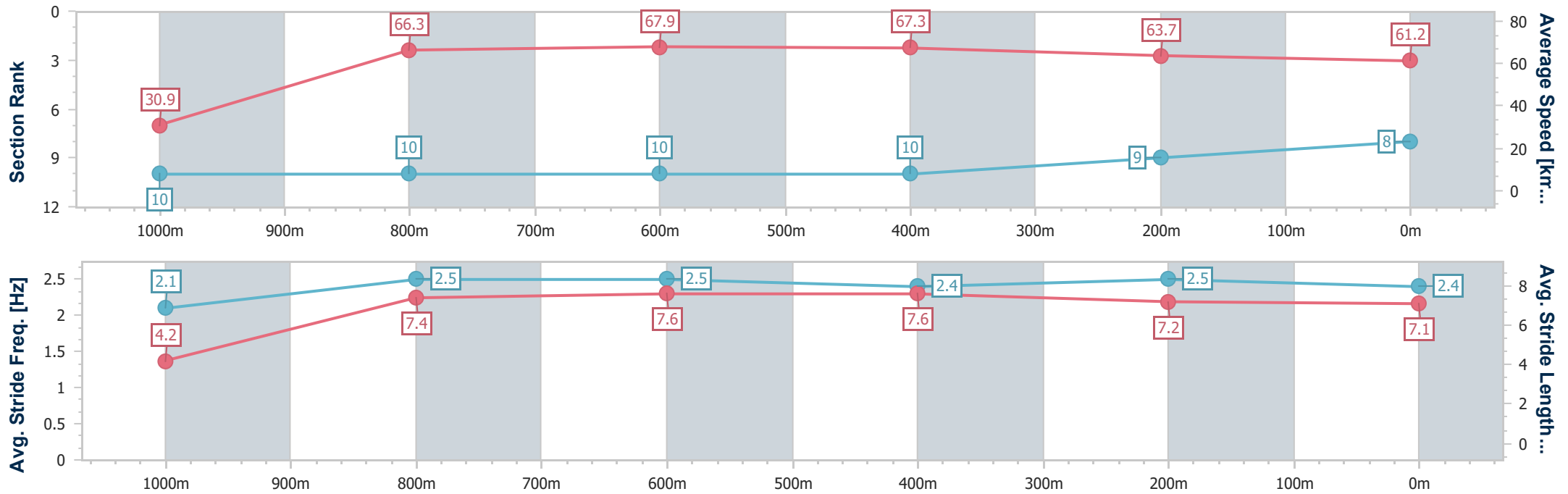
Horse/Jockey Name	Targeted
Final Rank	8
Fastest Section Time (Section)	0:05.81 (Overall)
Top Speed [km/h] (Section)	69.8 (1000m)
Race State	Finished



Aquis Park Gold Coast Poly QLD Professional
 Race 4: KOLLOSCHE BENCHMARK 58 Handicap - 1050m
 20 July 2024 - 13:59
 Track Rating: Synthetic, Weather: Fine, Rail Position: True



Section	Overall	1000m	800m	600m	400m	200m
Section Times	1:01.65 [8] (0:05.81)	0:55.84 [10] (0:10.88)	0:44.96 [10] (0:10.72)	0:34.24 [10] (0:10.94)	0:23.30 [10] (0:11.45)	0:11.85 [9]
Average Speed [km/h]	30.9	66.3	67.9	67.3	63.7	61.2
Top Speed [km/h]	54.9	69.8	69.2	69.0	65.1	62.7
Avg. Dist. to Rail [m]	3.6	2.0	2.3	3.8	6.6	5.1
Avg. Stride Freq. [Hz]	2.1	2.5	2.5	2.4	2.5	2.4
Avg. Stride Length [m]	4.2	7.4	7.6	7.6	7.2	7.1



- [] Ranking at each section and finish
- .-.- No data available at this section
- NA No data available



Horse/Jockey Name	Velvet
Final Rank	9
Fastest Section Time (Section)	0:04.85 (Overall)
Top Speed [km/h] (Section)	68.3 (600m)
Race State	Finished



Aquis Park Gold Coast Poly QLD Professional

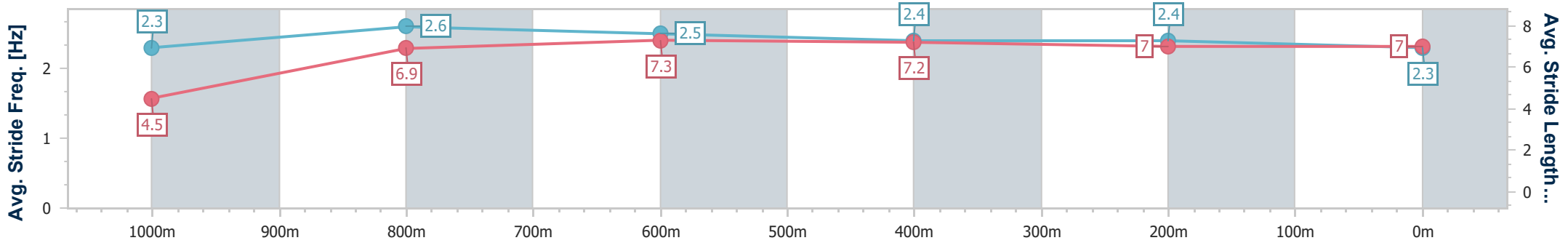
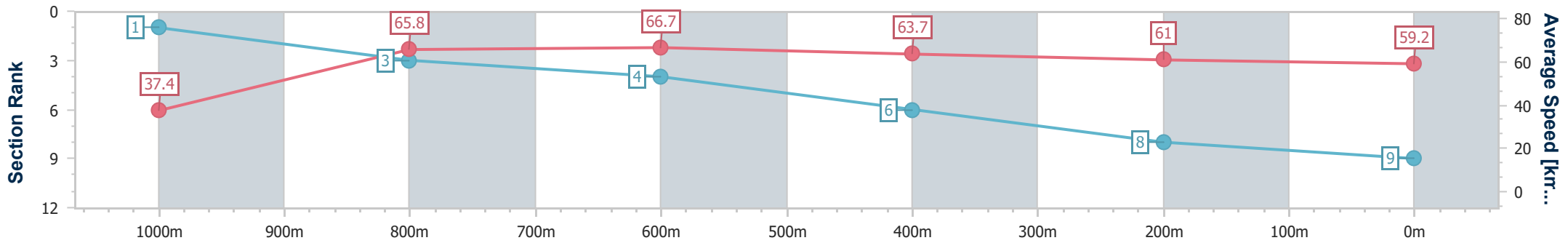
Race 4: KOLLOSCHE BENCHMARK 58 Handicap - 1050m



20 July 2024 - 13:59

Track Rating: Synthetic, Weather: Fine, Rail Position: True

Section	Overall	1000m	800m	600m	400m	200m
Section Times	1:02.04 [9] (0:04.85)	0:57.19 [1] (0:10.99)	0:46.20 [3] (0:10.75)	0:35.45 [4] (0:11.39)	0:24.06 [6] (0:11.81)	0:12.25 [8] (0:12.25)
Average Speed [km/h]	37.4	65.8	66.7	63.7	61.0	59.2
Top Speed [km/h]	55.9	68.1	68.3	68.3	62.7	61.1
Avg. Dist. to Rail [m]	1.1	1.1	0.3	1.4	0.4	0.4
Avg. Stride Freq. [Hz]	2.3	2.6	2.5	2.4	2.4	2.3
Avg. Stride Length [m]	4.5	6.9	7.3	7.2	7.0	7.0



- [] Ranking at each section and finish
- .-.- No data available at this section
- NA No data available



Horse/Jockey Name	Captain Artie
Final Rank	10
Fastest Section Time (Section)	0:05.31 (Overall)
Top Speed [km/h] (Section)	70.8 (1000m)
Race State	Finished



Aquis Park Gold Coast Poly QLD Professional

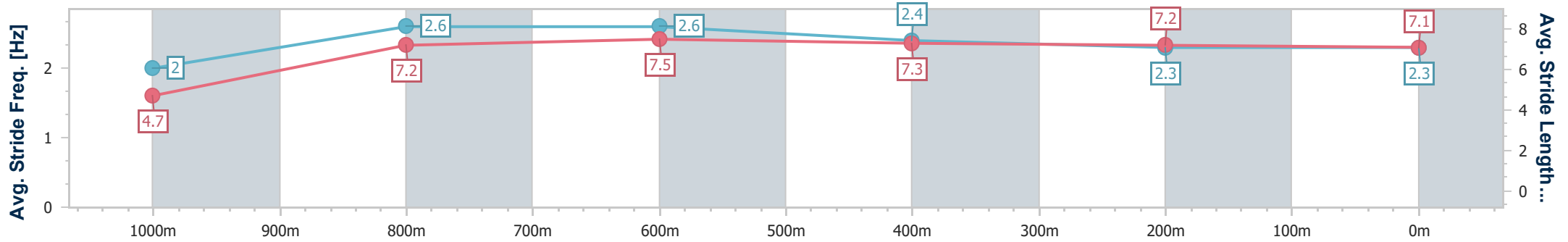
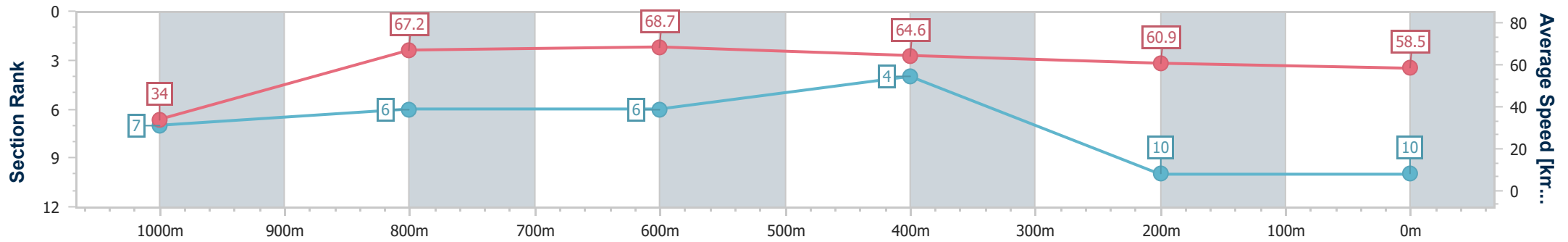
Race 4: KOLLOSCHE BENCHMARK 58 Handicap - 1050m

20 July 2024 - 13:59

Track Rating: Synthetic, Weather: Fine, Rail Position: True



Section	Overall	1000m	800m	600m	400m	200m
Section Times	1:02.28 [10] (0:05.31)	0:56.97 [7] (0:10.76)	0:46.21 [6] (0:10.61)	0:35.60 [6] (0:11.28)	0:24.32 [4] (0:11.89)	0:12.43 [10] (0:12.43)
Average Speed [km/h]	34.0	67.2	68.7	64.6	60.9	58.5
Top Speed [km/h]	55.9	70.8	70.4	66.3	62.2	59.7
Avg. Dist. to Rail [m]	6.3	3.1	2.3	2.6	2.9	2.3
Avg. Stride Freq. [Hz]	2.0	2.6	2.6	2.4	2.3	2.3
Avg. Stride Length [m]	4.7	7.2	7.5	7.3	7.2	7.1



- [] Ranking at each section and finish
- .-.- No data available at this section
- NA No data available



Aquis Park Gold Coast Poly QLD Professional

Race 5: THE BIG BENS BENCHMARK 72 Handicap - 1540m

20 July 2024 - 14:34



Track Rating: Synthetic, Weather: Fine, Rail Position: True

Section		Field Times												
Overall	1400m	1200m	1000m	800m	600m	400m	Last 600m							
1:31.95 (0:09.99)	1:21.96 (0:11.45)	1:10.51 (0:11.32)	0:59.19 (0:11.27)	0:47.92 (0:11.73)	0:36.19 (0:11.88)	0:24.31 (0:12.13)	0:36.19							
Rank	TAB	Horse/Jockey	Barrier	Top Speed [km/h]	Fastest Section								Distance Travelled [m]	
1	3	SILVER WARRIOR Jace McMurray	1	65.5 Overall	0:10.16 Overall	1:31.95 [1] (0:10.16)	1:21.79 [4] (0:11.54)	1:10.25 [4] (0:11.42)	0:58.83 [6] (0:11.25)	0:47.58 [4] (0:11.76)	0:35.82 [3] (0:11.84)	0:23.98 [3] (0:11.80)	0:35.82	
2	2	GENTLE PRINCE Shania Willis	3	65.3 1400m	0:10.13 Overall	1:32.28 [2] (0:10.13)	1:22.15 [2] (0:11.45)	1:10.70 [3] (0:11.51)	0:59.19 [4] (0:11.38)	0:47.81 [5] (0:11.77)	0:36.04 [5] (0:11.74)	0:24.30 [4] (0:11.86)	0:36.04	+11
3	4	BLUESTONE LANE Kirk Matheson	2	64.8 1400m	0:10.13 Overall	1:32.33 [3] (0:10.13)	1:22.20 [3] (0:11.43)	1:10.77 [2] (0:11.54)	0:59.23 [5] (0:11.38)	0:47.85 [6] (0:11.85)	0:36.00 [6] (0:11.91)	0:24.09 [6] (0:11.93)	0:36.00	+6
4	1	SUKHBIR Amy Graham	8	66.3 1000m	0:10.44 Overall	1:32.42 [4] (0:10.44)	1:21.98 [6] (0:11.29)	1:10.69 [6] (0:11.08)	0:59.61 [2] (0:11.22)	0:48.39 [1] (0:11.82)	0:36.57 [2] (0:11.95)	0:24.62 [2] (0:12.04)	0:36.57	+4
5	8	SINGULAR Jai Williams	10	66.8 1200m	0:09.99 Overall	1:32.65 [5] (0:09.99)	1:22.66 [1] (0:11.45)	1:11.21 [1] (0:11.32)	0:59.89 [1] (0:11.31)	0:48.58 [2] (0:11.69)	0:36.89 [1] (0:11.88)	0:25.01 [1] (0:12.20)	0:36.89	-4
6	9	BUMP'N'RUN Casey Waddell	4	64.8 800m	0:10.71 Overall	1:32.79 [6] (0:10.71)	1:22.08 [8] (0:11.43)	1:10.65 [9] (0:11.56)	0:59.09 [9] (0:11.34)	0:47.75 [9] (0:11.52)	0:36.23 [9] (0:11.98)	0:24.25 [9] (0:12.07)	0:36.23	+11
7	7	FREDDIE Michael Cahill	5	65.1 1200m	0:10.16 Overall	1:32.93 [7] (0:10.16)	1:22.77 [5] (0:11.56)	1:11.21 [5] (0:11.16)	1:00.05 [3] (0:11.40)	0:48.65 [3] (0:11.87)	0:36.78 [4] (0:11.91)	0:24.87 [5] (0:12.10)	0:36.78	+10
8	5	MIO SORRENTO Adin Thompson	9	66.8 1400m	0:10.78 Overall	1:33.00 [8] (0:10.78)	1:22.22 [9] (0:11.08)	1:11.14 [7] (0:11.64)	0:59.50 [8] (0:11.26)	0:48.24 [7] (0:11.62)	0:36.62 [7] (0:11.87)	0:24.75 [7] (0:12.11)	0:36.62	+0
9	10	PATTI WAGGIN Micheal Hellyer	6	65.2 1400m	0:10.57 Overall	1:33.36 [9] (0:10.57)	1:22.79 [7] (0:11.30)	1:11.49 [8] (0:11.60)	0:59.89 [7] (0:11.30)	0:48.59 [8] (0:11.61)	0:36.98 [7] (0:12.04)	0:24.94 [8] (0:12.41)	0:36.98	+5

Scratched: Viadelamore (#6)

[] Ranking at each section and finish
 -:-:- No data available at this section
 NA No data available

SCN Saddle cloth number
 DNF Did not finish
 DNT Did not track



Aquis Park Gold Coast Poly QLD Professional
Race 5: THE BIG BENS BENCHMARK 72 Handicap - 1540m
20 July 2024 - 14:34



Track Rating: Synthetic, Weather: Fine, Rail Position: True

Section							200m			Last 600m
Field Times							0:12.18			0:36.19
							(0:12.18)			
Rank	TAB	Horse/Jockey	Barrier	Top Speed [km/h]	Fastest Section	Margin				Distance Travelled [m]
1	3	SILVER WARRIOR	1	65.5	0:10.16	0:12.18 [1]	1:31.95			0:35.82
		Jace McMurray		Overall	Overall	(0:12.18)				
2	2	GENTLE PRINCE	3	65.3	0:10.13	0:12.44 [2]	1.8L			0:36.04 +11
		Shania Willis		1400m	Overall	(0:12.44)				
3	4	BLUESTONE LANE	2	64.8	0:10.13	0:12.16 [6]	2L			0:36.00 +6
		Kirk Matheson		1400m	Overall	(0:12.16)				
4	1	SUKHBIR	8	66.3	0:10.44	0:12.58 [3]	2.5L			0:36.57 +4
		Amy Graham		1000m	Overall	(0:12.58)				
5	8	SINGULAR	10	66.8	0:09.99	0:12.81 [4]	3.8L			0:36.89 -4
		Jai Williams		1200m	Overall	(0:12.81)				
6	9	BUMP'N'RUN	4	64.8	0:10.71	0:12.18 [8]	4.6L			0:36.23 +11
		Casey Waddell		800m	Overall	(0:12.18)				
7	7	FREDDIE	5	65.1	0:10.16	0:12.77 [5]	5.4L			0:36.78 +10
		Michael Cahill		1200m	Overall	(0:12.77)				
8	5	MIO SORRENTO	9	66.8	0:10.78	0:12.64 [7]	5.7L			0:36.62 +0
		Adin Thompson		1400m	Overall	(0:12.64)				
9	10	PATTI WAGGIN	6	65.2	0:10.57	0:12.53 [9]	7.7L			0:36.98 +5
		Micheal Hellyer		1400m	Overall	(0:12.53)				

Scratched: Viadelamore (#6)



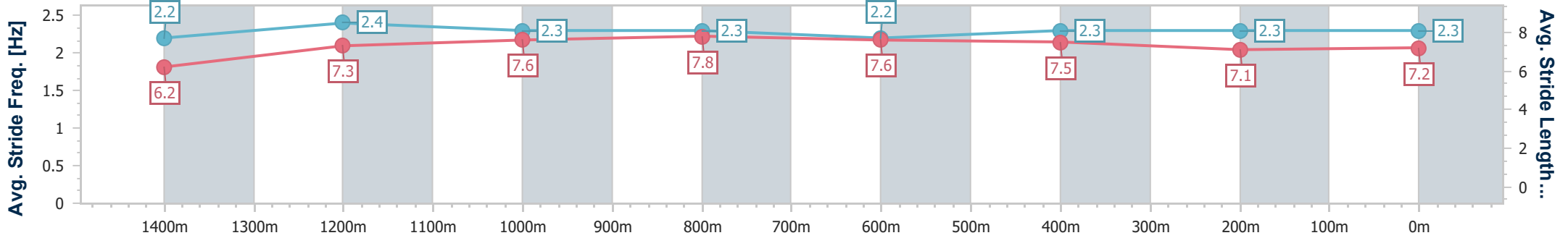
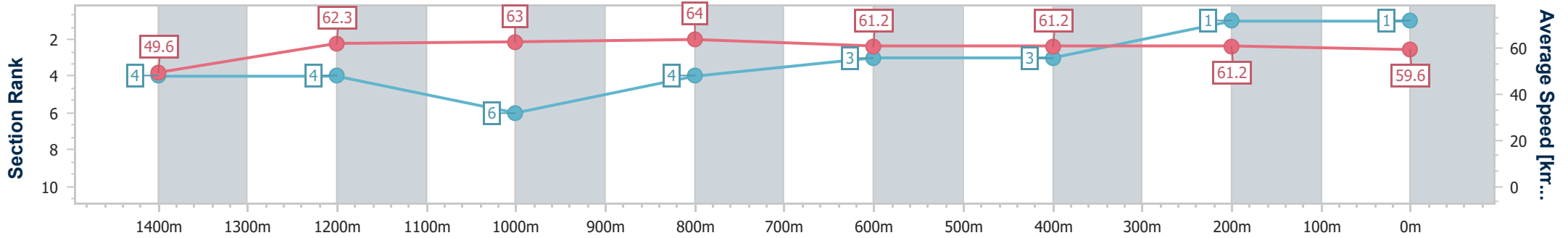
Horse/Jockey Name	Silver Warrior
Final Rank	1
Fastest Section Time (Section)	0:10.16 (Overall)
Top Speed [km/h] (Section)	65.5 (Overall)
Race State	Finished



Aquis Park Gold Coast Poly QLD Professional
 Race 5: THE BIG BENS BENCHMARK 72 Handicap - 1540m
 20 July 2024 - 14:34
 Track Rating: Synthetic, Weather: Fine, Rail Position: True



Section	Overall	1400m	1200m	1000m	800m	600m	400m	200m
Section Times	1:31.95 [1] (0:10.16)	1:21.79 [4] (0:11.54)	1:10.25 [4] (0:11.42)	0:58.83 [6] (0:11.25)	0:47.58 [4] (0:11.76)	0:35.82 [3] (0:11.84)	0:23.98 [3] (0:11.80)	0:12.18 [1] (0:12.18)
Average Speed [km/h]	49.6	62.3	63.0	64.0	61.2	61.2	61.2	59.6
Top Speed [km/h]	65.5	65.2	65.1	65.1	62.5	62.5	62.3	61.2
Avg. Dist. to Rail [m]	1.7	0.2	0.2	0.3	0.2	0.7	2.8	3.7
Avg. Stride Freq. [Hz]	2.2	2.4	2.3	2.3	2.2	2.3	2.3	2.3
Avg. Stride Length [m]	6.2	7.3	7.6	7.8	7.6	7.5	7.1	7.2



- [] Ranking at each section and finish
- .-.- No data available at this section
- NA No data available



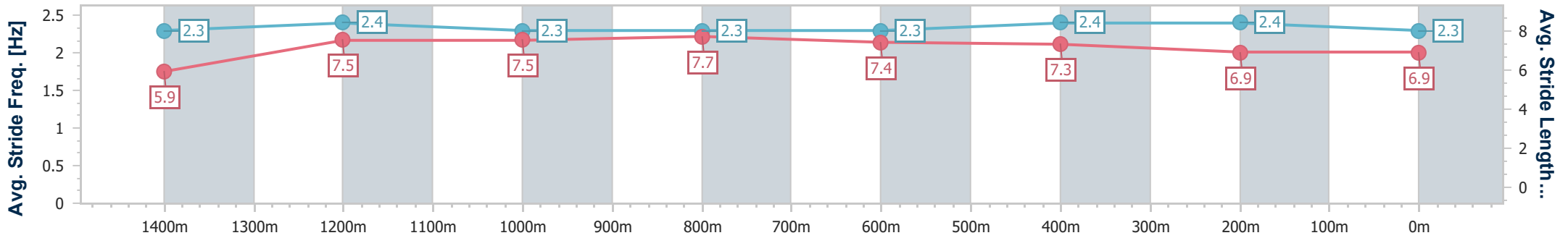
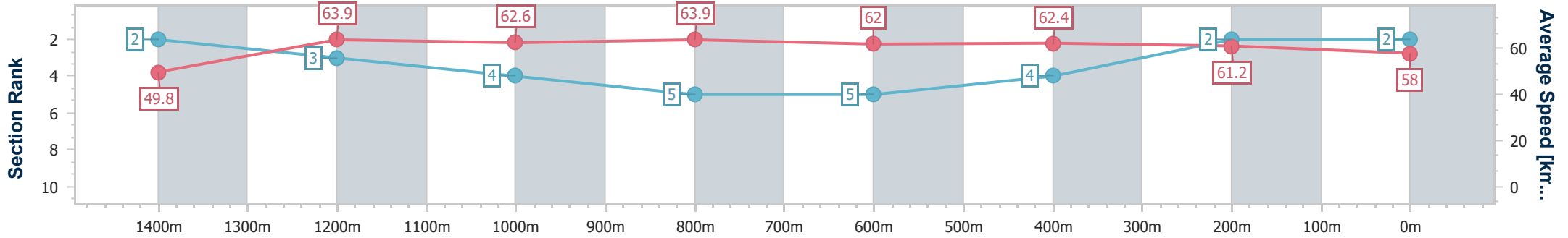
Horse/Jockey Name	Gentle Prince
Final Rank	2
Fastest Section Time (Section)	0:10.13 (Overall)
Top Speed [km/h] (Section)	65.3 (1400m)
Race State	Finished



Aquis Park Gold Coast Poly QLD Professional
 Race 5: THE BIG BENS BENCHMARK 72 Handicap - 1540m
 20 July 2024 - 14:34
 Track Rating: Synthetic, Weather: Fine, Rail Position: True



Section	Overall	1400m	1200m	1000m	800m	600m	400m	200m
Section Times	1:32.28 [2] (0:10.13)	1:22.15 [2] (0:11.45)	1:10.70 [3] (0:11.51)	0:59.19 [4] (0:11.38)	0:47.81 [5] (0:11.77)	0:36.04 [5] (0:11.74)	0:24.30 [4] (0:11.86)	0:12.44 [2] (0:12.44)
Average Speed [km/h]	49.8	63.9	62.6	63.9	62.0	62.4	61.2	58.0
Top Speed [km/h]	64.4	65.3	63.4	64.4	63.5	62.9	61.8	60.9
Avg. Dist. to Rail [m]	3.6	2.4	2.3	2.8	2.5	3.1	4.6	5.0
Avg. Stride Freq. [Hz]	2.3	2.4	2.3	2.3	2.3	2.4	2.4	2.3
Avg. Stride Length [m]	5.9	7.5	7.5	7.7	7.4	7.3	6.9	6.9



- [] Ranking at each section and finish
- .-.- No data available at this section
- NA No data available



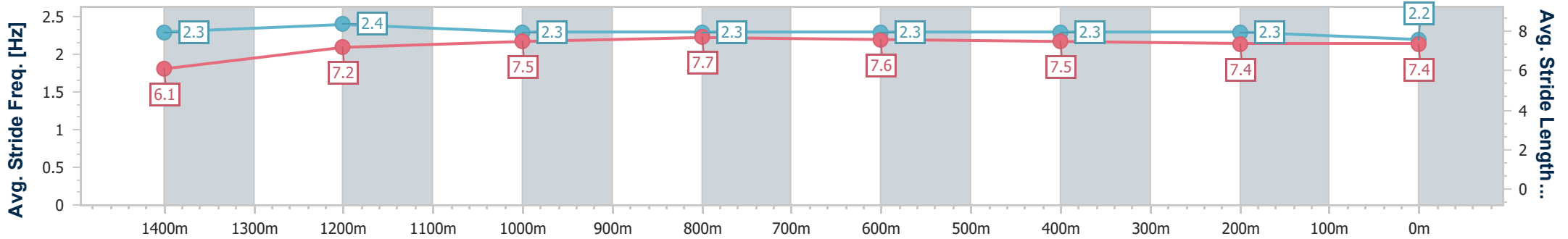
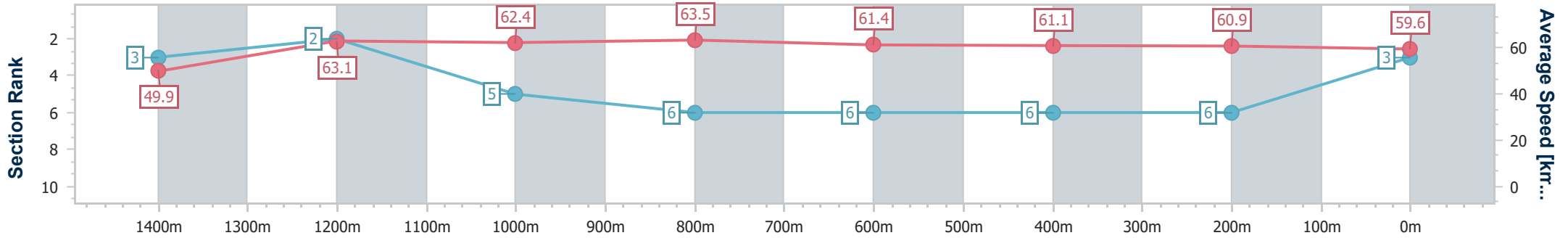
Horse/Jockey Name	Bluestone Lane
Final Rank	3
Fastest Section Time (Section)	0:10.13 (Overall)
Top Speed [km/h] (Section)	64.8 (1400m)
Race State	Finished



Aquis Park Gold Coast Poly QLD Professional
Race 5: THE BIG BENS BENCHMARK 72 Handicap - 1540m
 20 July 2024 - 14:34
 Track Rating: Synthetic, Weather: Fine, Rail Position: True



Section	Overall	1400m	1200m	1000m	800m	600m	400m	200m
Section Times	1:32.33 [3] (0:10.13)	1:22.20 [3] (0:11.43)	1:10.77 [2] (0:11.54)	0:59.23 [5] (0:11.38)	0:47.85 [6] (0:11.85)	0:36.00 [6] (0:11.91)	0:24.09 [6] (0:11.93)	0:12.16 [6] (0:12.16)
Average Speed [km/h]	49.9	63.1	62.4	63.5	61.4	61.1	60.9	59.6
Top Speed [km/h]	64.7	64.8	64.0	64.0	62.6	62.5	61.9	61.3
Avg. Dist. to Rail [m]	2.8	0.8	1.2	1.5	1.7	2.2	3.3	4.2
Avg. Stride Freq. [Hz]	2.3	2.4	2.3	2.3	2.3	2.3	2.3	2.2
Avg. Stride Length [m]	6.1	7.2	7.5	7.7	7.6	7.5	7.4	7.4



- [] Ranking at each section and finish
- .-.- No data available at this section
- NA No data available



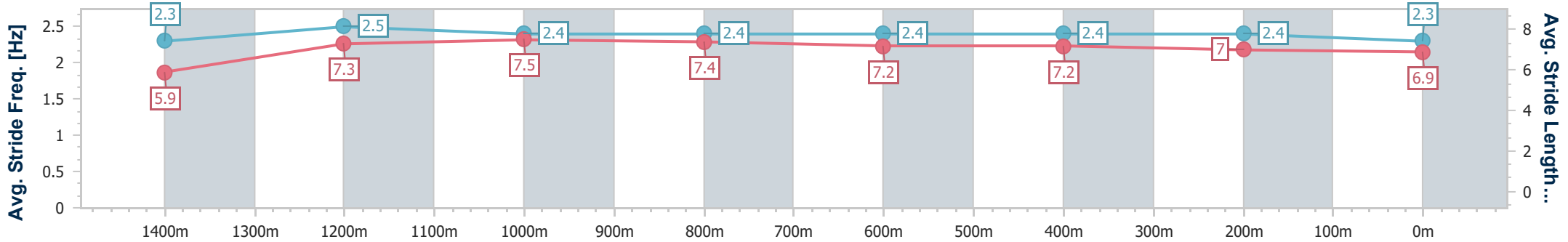
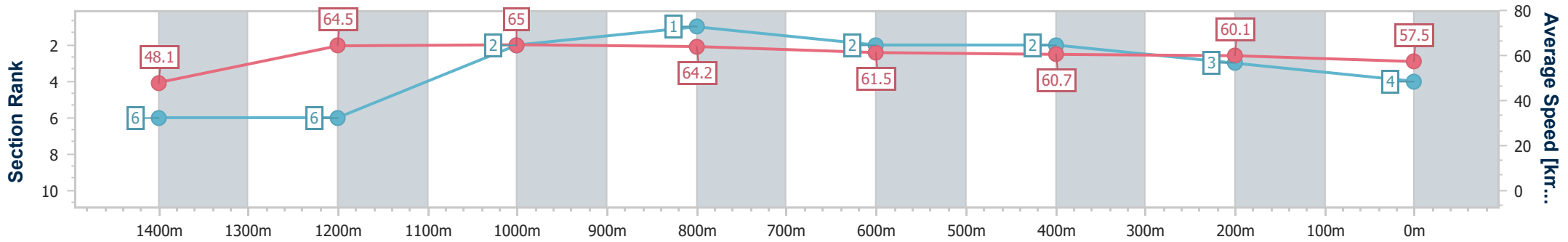
Horse/Jockey Name	Sukhbir
Final Rank	4
Fastest Section Time (Section)	0:10.44 (Overall)
Top Speed [km/h] (Section)	66.3 (1000m)
Race State	Finished



Aquis Park Gold Coast Poly QLD Professional
Race 5: THE BIG BENS BENCHMARK 72 Handicap - 1540m
 20 July 2024 - 14:34
 Track Rating: Synthetic, Weather: Fine, Rail Position: True



Section	Overall	1400m	1200m	1000m	800m	600m	400m	200m
Section Times	1:32.42 [4] (0:10.44)	1:21.98 [6] (0:11.29)	1:10.69 [6] (0:11.08)	0:59.61 [2] (0:11.22)	0:48.39 [1] (0:11.82)	0:36.57 [2] (0:11.95)	0:24.62 [2] (0:12.04)	0:12.58 [3] (0:12.58)
Average Speed [km/h]	48.1	64.5	65.0	64.2	61.5	60.7	60.1	57.5
Top Speed [km/h]	63.7	65.8	66.2	66.3	62.7	62.2	61.2	60.0
Avg. Dist. to Rail [m]	6.1	1.3	1.5	1.1	1.1	1.6	2.3	2.5
Avg. Stride Freq. [Hz]	2.3	2.5	2.4	2.4	2.4	2.4	2.4	2.3
Avg. Stride Length [m]	5.9	7.3	7.5	7.4	7.2	7.2	7.0	6.9



- [] Ranking at each section and finish
- .-.-.- No data available at this section
- NA No data available



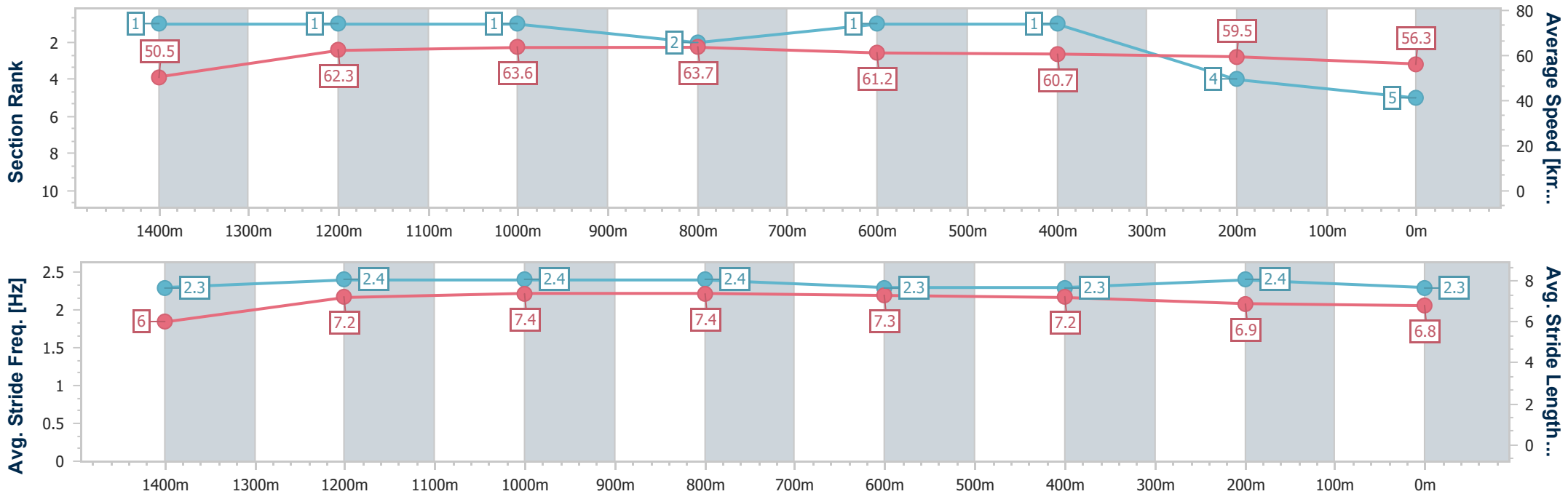
Horse/Jockey Name	Singular
Final Rank	5
Fastest Section Time (Section)	0:09.99 (Overall)
Top Speed [km/h] (Section)	66.8 (1200m)
Race State	Finished



Aquis Park Gold Coast Poly QLD Professional
Race 5: THE BIG BENS BENCHMARK 72 Handicap - 1540m
 20 July 2024 - 14:34
 Track Rating: Synthetic, Weather: Fine, Rail Position: True



Section	Overall	1400m	1200m	1000m	800m	600m	400m	200m
Section Times	1:32.65 [5] (0:09.99)	1:22.66 [1] (0:11.45)	1:11.21 [1] (0:11.32)	0:59.89 [1] (0:11.31)	0:48.58 [2] (0:11.69)	0:36.89 [1] (0:11.88)	0:25.01 [1] (0:12.20)	0:12.81 [4] (0:12.81)
Average Speed [km/h]	50.5	62.3	63.6	63.7	61.2	60.7	59.5	56.3
Top Speed [km/h]	66.3	65.9	66.8	66.4	62.1	61.4	61.3	58.7
Avg. Dist. to Rail [m]	8.2	1.6	0.6	0.3	0.5	0.5	1.1	0.5
Avg. Stride Freq. [Hz]	2.3	2.4	2.4	2.4	2.3	2.3	2.4	2.3
Avg. Stride Length [m]	6.0	7.2	7.4	7.4	7.3	7.2	6.9	6.8



- [] Ranking at each section and finish
- .-.- No data available at this section
- NA No data available



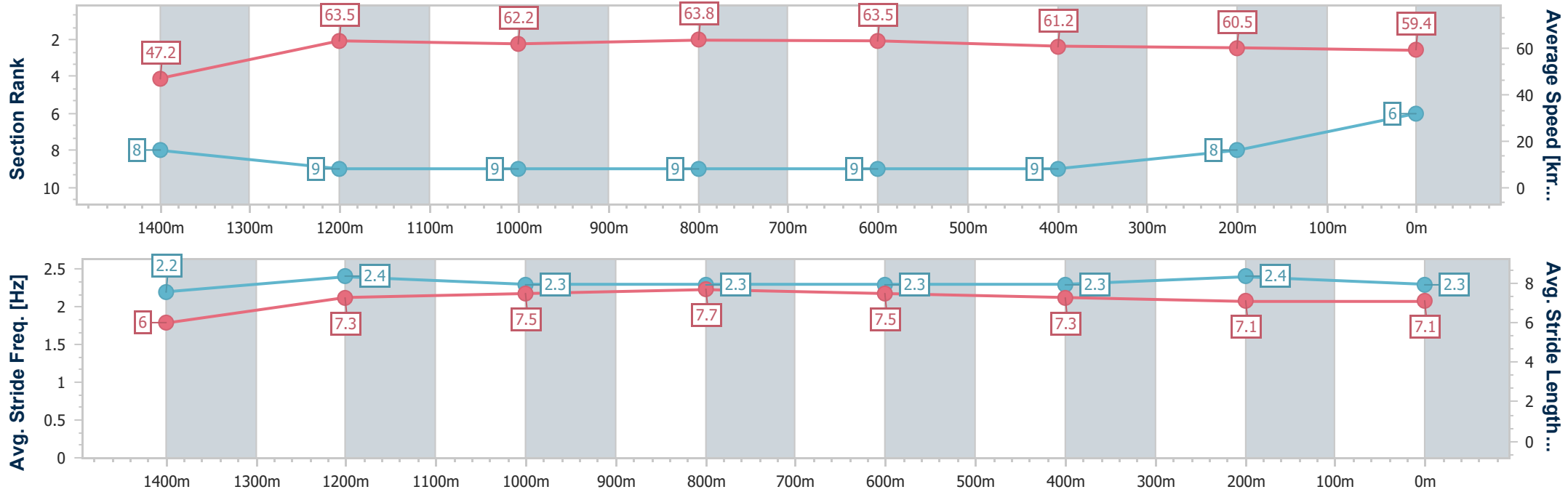
Horse/Jockey Name	Bump'n'run
Final Rank	6
Fastest Section Time (Section)	0:10.71 (Overall)
Top Speed [km/h] (Section)	64.8 (800m)
Race State	Finished



Aquis Park Gold Coast Poly QLD Professional
Race 5: THE BIG BENS BENCHMARK 72 Handicap - 1540m
 20 July 2024 - 14:34
 Track Rating: Synthetic, Weather: Fine, Rail Position: True



Section	Overall	1400m	1200m	1000m	800m	600m	400m	200m
Section Times	1:32.79 [6] (0:10.71)	1:22.08 [8] (0:11.43)	1:10.65 [9] (0:11.56)	0:59.09 [9] (0:11.34)	0:47.75 [9] (0:11.52)	0:36.23 [9] (0:11.98)	0:24.25 [9] (0:12.07)	0:12.18 [8] (0:12.18)
Average Speed [km/h]	47.2	63.5	62.2	63.8	63.5	61.2	60.5	59.4
Top Speed [km/h]	60.7	64.6	63.2	64.6	64.8	63.0	61.9	60.4
Avg. Dist. to Rail [m]	3.8	1.1	1.6	1.5	2.6	4.4	5.2	6.7
Avg. Stride Freq. [Hz]	2.2	2.4	2.3	2.3	2.3	2.3	2.4	2.3
Avg. Stride Length [m]	6.0	7.3	7.5	7.7	7.5	7.3	7.1	7.1



- [] Ranking at each section and finish
- .-.- No data available at this section
- NA No data available



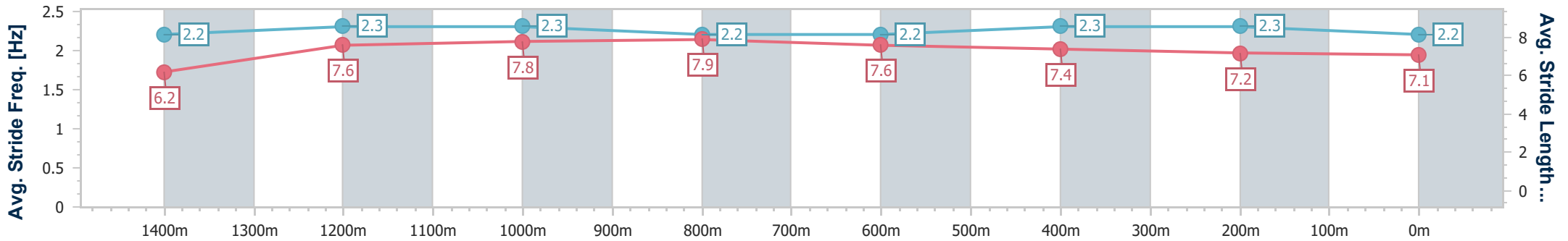
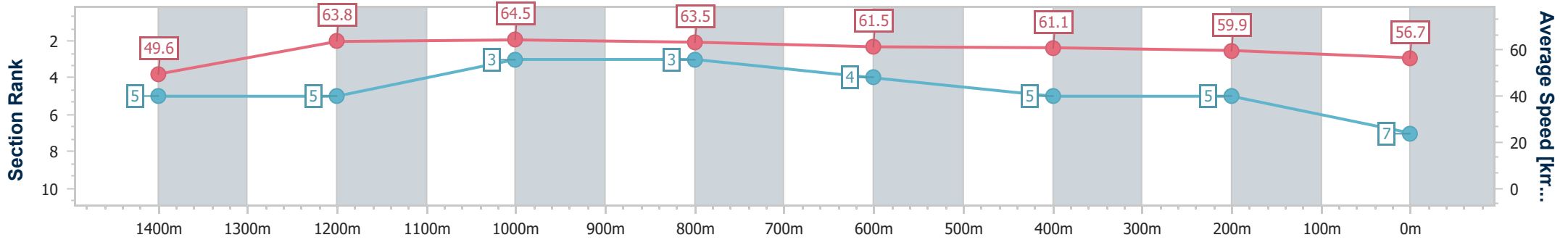
Horse/Jockey Name	Freddie
Final Rank	7
Fastest Section Time (Section)	0:10.16 (Overall)
Top Speed [km/h] (Section)	65.1 (1200m)
Race State	Finished



Aquis Park Gold Coast Poly QLD Professional
 Race 5: THE BIG BENS BENCHMARK 72 Handicap - 1540m
 20 July 2024 - 14:34
 Track Rating: Synthetic, Weather: Fine, Rail Position: True



Section	Overall	1400m	1200m	1000m	800m	600m	400m	200m
Section Times	1:32.93 [7] (0:10.16)	1:22.77 [5] (0:11.56)	1:11.21 [5] (0:11.16)	1:00.05 [3] (0:11.40)	0:48.65 [3] (0:11.87)	0:36.78 [4] (0:11.91)	0:24.87 [5] (0:12.10)	0:12.77 [5] (0:12.77)
Average Speed [km/h]	49.6	63.8	64.5	63.5	61.5	61.1	59.9	56.7
Top Speed [km/h]	63.7	64.9	65.1	63.9	62.6	62.5	61.7	59.0
Avg. Dist. to Rail [m]	5.4	3.3	3.8	2.3	2.0	2.5	4.1	4.8
Avg. Stride Freq. [Hz]	2.2	2.3	2.3	2.2	2.2	2.3	2.3	2.2
Avg. Stride Length [m]	6.2	7.6	7.8	7.9	7.6	7.4	7.2	7.1



- [] Ranking at each section and finish
- .-.- No data available at this section
- NA No data available



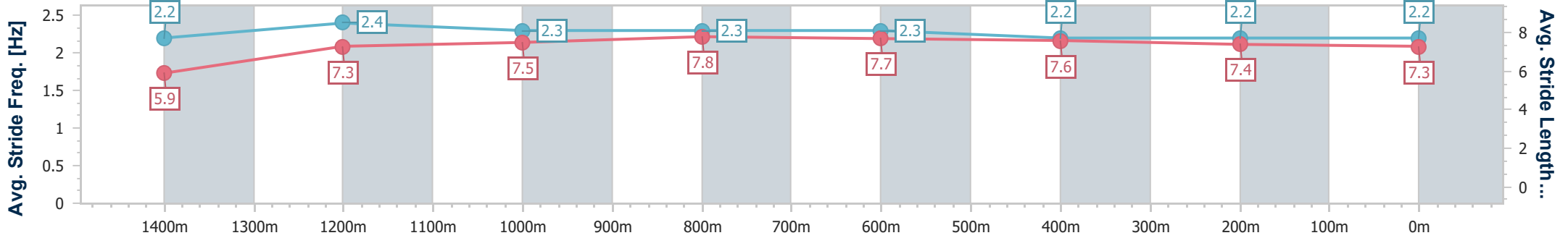
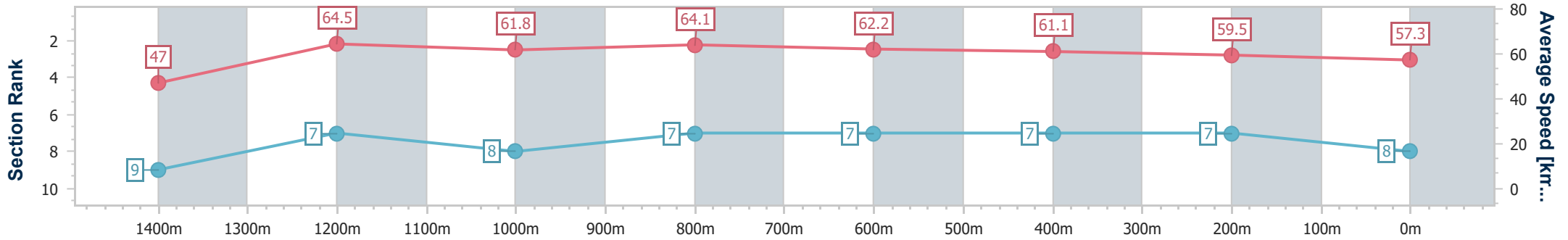
Horse/Jockey Name	Mio Sorrento
Final Rank	8
Fastest Section Time (Section)	0:10.78 (Overall)
Top Speed [km/h] (Section)	66.8 (1400m)
Race State	Finished



Aquis Park Gold Coast Poly QLD Professional
Race 5: THE BIG BENS BENCHMARK 72 Handicap - 1540m
 20 July 2024 - 14:34
 Track Rating: Synthetic, Weather: Fine, Rail Position: True



Section	Overall	1400m	1200m	1000m	800m	600m	400m	200m
Section Times	1:33.00 [8] (0:10.78)	1:22.22 [9] (0:11.08)	1:11.14 [7] (0:11.64)	0:59.50 [8] (0:11.26)	0:48.24 [7] (0:11.62)	0:36.62 [7] (0:11.87)	0:24.75 [7] (0:12.11)	0:12.64 [7] (0:12.64)
Average Speed [km/h]	47.0	64.5	61.8	64.1	62.2	61.1	59.5	57.3
Top Speed [km/h]	63.8	66.8	63.9	64.4	63.0	62.6	60.1	59.1
Avg. Dist. to Rail [m]	5.3	1.0	0.4	0.4	1.1	1.2	0.9	2.4
Avg. Stride Freq. [Hz]	2.2	2.4	2.3	2.3	2.3	2.2	2.2	2.2
Avg. Stride Length [m]	5.9	7.3	7.5	7.8	7.7	7.6	7.4	7.3



- [] Ranking at each section and finish
- .-.- No data available at this section
- NA No data available



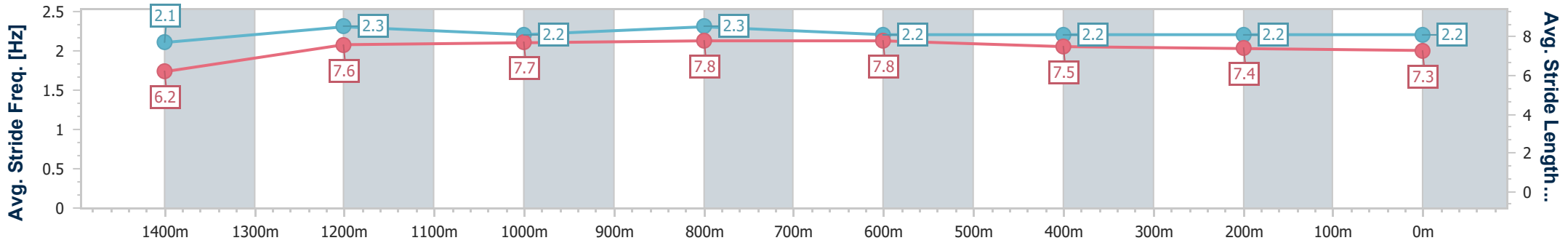
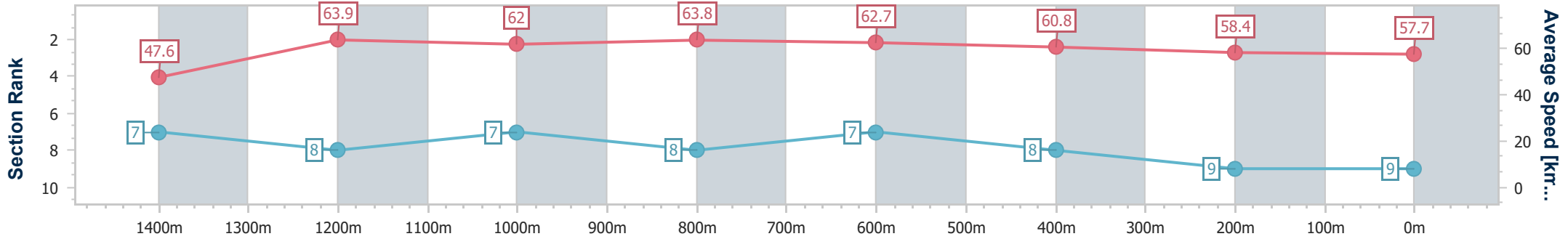
Horse/Jockey Name	Patti Waggin
Final Rank	9
Fastest Section Time (Section)	0:10.57 (Overall)
Top Speed [km/h] (Section)	65.2 (1400m)
Race State	Finished



Aquis Park Gold Coast Poly QLD Professional
Race 5: THE BIG BENS BENCHMARK 72 Handicap - 1540m
 20 July 2024 - 14:34
 Track Rating: Synthetic, Weather: Fine, Rail Position: True



Section	Overall	1400m	1200m	1000m	800m	600m	400m	200m
Section Times	1:33.36 [9] (0:10.57)	1:22.79 [7] (0:11.30)	1:11.49 [8] (0:11.60)	0:59.89 [7] (0:11.30)	0:48.59 [8] (0:11.61)	0:36.98 [7] (0:12.04)	0:24.94 [8] (0:12.41)	0:12.53 [9] (0:12.53)
Average Speed [km/h]	47.6	63.9	62.0	63.8	62.7	60.8	58.4	57.7
Top Speed [km/h]	64.3	65.2	63.5	64.5	63.2	62.5	59.1	57.9
Avg. Dist. to Rail [m]	4.9	0.5	0.5	0.6	1.7	3.1	3.0	3.8
Avg. Stride Freq. [Hz]	2.1	2.3	2.2	2.3	2.2	2.2	2.2	2.2
Avg. Stride Length [m]	6.2	7.6	7.7	7.8	7.8	7.5	7.4	7.3



- [] Ranking at each section and finish
- .-.- No data available at this section
- NA No data available



Aquis Park Gold Coast Poly QLD Professional
Race 6: NOVOTEL BRISBANE AIRPORT HOTEL BENCHMARK 65
Handicap - 1200m
20 July 2024 - 15:14



Track Rating: Synthetic, Weather: Fine, Rail Position: True

Section		Overall	1000m	800m	600m	400m	200m	Last 600m					
Field Times		1:09.70 (0:13.26)	0:56.44 (0:10.55)	0:45.89 (0:11.10)	0:34.79 (0:11.42)	0:23.37 (0:11.50)	0:11.87 (0:11.87)	0:34.79					
Rank	TAB Horse/Jockey	Barrier	Top Speed [km/h]	Fastest Section							Margin	Distance Travelled [m]	
1	3 ZOUPERB Jace McMurray	11	70.4 1000m	0:10.56 1000m	1:09.70 [1] (0:13.30)	0:56.40 [2] (0:10.56)	0:45.84 [3] (0:11.15)	0:34.69 [2] (0:11.47)	0:23.22 [2] (0:11.35)	0:11.87 [1] (0:11.87)	1:09.70	0:34.69	
2	5 SISTINE EXPLORER Paul Hammersley	3	71.3 1000m	0:10.49 1000m	1:09.75 [2] (0:13.32)	0:56.43 [3] (0:10.49)	0:45.94 [1] (0:11.10)	0:34.84 [1] (0:11.42)	0:23.42 [1] (0:11.53)	0:11.89 [2] (0:11.89)	0.2L	0:34.84	-5
3	8 DARK CHILL Michael Cahill	9	68.9 1000m	0:10.64 1000m	1:10.19 [3] (0:13.67)	0:56.52 [7] (0:10.64)	0:45.88 [7] (0:11.24)	0:34.64 [8] (0:11.43)	0:23.21 [8] (0:11.61)	0:11.60 [7] (0:11.60)	2.7L	0:34.64	+0
4	1 GALAXY GENERAL Jai Williams	7	69.1 1000m	0:10.58 1000m	1:10.23 [4] (0:13.41)	0:56.82 [4] (0:10.58)	0:46.24 [6] (0:11.20)	0:35.04 [5] (0:11.54)	0:23.50 [5] (0:11.60)	0:11.90 [3] (0:11.90)	2.9L	0:35.04	-3
5	7 ALMIGHTY RISING Adin Thompson	6	69.7 1000m	0:10.47 1000m	1:10.41 [5] (0:13.50)	0:56.91 [6] (0:10.47)	0:46.44 [4] (0:11.18)	0:35.26 [4] (0:11.47)	0:23.79 [3] (0:11.71)	0:12.08 [4] (0:12.08)	3.9L	0:35.26	-6
6	4 IRING Danny Peisley	5	69.4 Overall	0:10.58 1000m	1:10.59 [6] (0:13.78)	0:56.81 [8] (0:10.58)	0:46.23 [8] (0:11.05)	0:35.18 [7] (0:11.38)	0:23.80 [6] (0:11.62)	0:12.18 [5] (0:12.18)	4.9L	0:35.18	-8
7	11 HELIKEDEMPRETTY Kirk Matheson	10	70.6 1000m	0:10.59 1000m	1:10.64 [7] (0:13.26)	0:57.38 [1] (0:10.59)	0:46.79 [2] (0:11.19)	0:35.60 [3] (0:11.61)	0:23.99 [4] (0:11.83)	0:12.16 [6] (0:12.16)	5.1L	0:35.60	-2
8	14 SWANIC BOOM Micheal Hellyer	14	70.2 1000m	0:10.53 1000m	1:11.82 [8] (0:13.45)	0:58.37 [5] (0:10.53)	0:47.84 [5] (0:11.23)	0:36.61 [6] (0:11.61)	0:25.00 [7] (0:11.99)	0:13.01 [8] (0:13.01)	11.9L	0:36.61	+1

Scratched: Noble Style (#6), Brave Warrior (#2), Lady Shotgun (#12), He's Essential (#13), Rolling Rock (#9), Granny's Reward (#10)

[] Ranking at each section and finish
 -:-:- No data available at this section
 NA No data available
 SCN Saddle cloth number
 DNF Did not finish
 DNT Did not track



Horse/Jockey Name	Zouperb
Final Rank	1
Fastest Section Time (Section)	0:10.56 (1000m)
Top Speed [km/h] (Section)	70.4 (1000m)
Race State	Finished



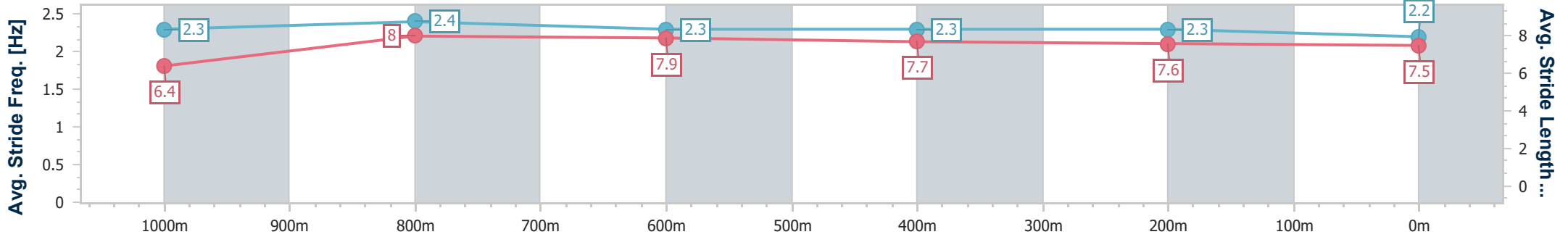
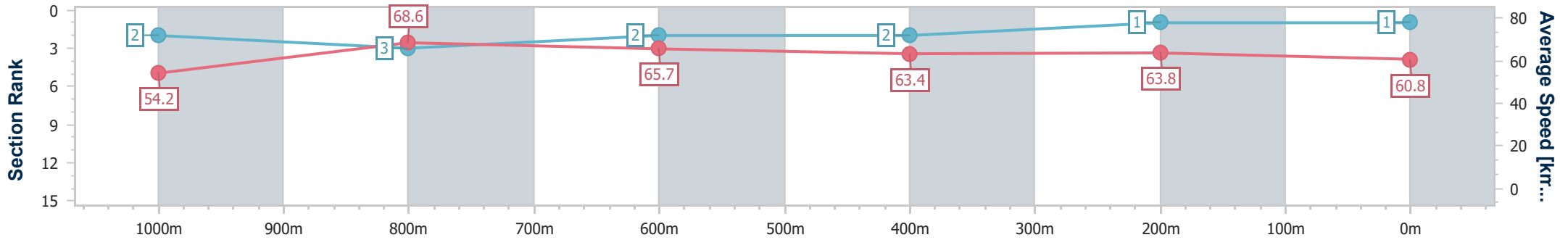
Aquis Park Gold Coast Poly QLD Professional
 Race 6: NOVOTEL BRISBANE AIRPORT HOTEL BENCHMARK
 65 Handicap - 1200m



20 July 2024 - 15:14

Track Rating: Synthetic, Weather: Fine, Rail Position: True

Section	Overall	1000m	800m	600m	400m	200m
Section Times	1:09.70 [1] (0:13.30)	0:56.40 [2] (0:10.56)	0:45.84 [3] (0:11.15)	0:34.69 [2] (0:11.47)	0:23.22 [2] (0:11.35)	0:11.87 [1] (0:11.87)
Average Speed [km/h]	54.2	68.6	65.7	63.4	63.8	60.8
Top Speed [km/h]	70.3	70.4	66.2	65.4	64.8	63.0
Avg. Dist. to Rail [m]	5.4	2.6	2.4	2.8	2.0	1.0
Avg. Stride Freq. [Hz]	2.3	2.4	2.3	2.3	2.3	2.2
Avg. Stride Length [m]	6.4	8.0	7.9	7.7	7.6	7.5



- [] Ranking at each section and finish
- .-.- No data available at this section
- NA No data available



Horse/Jockey Name	Sistine Explorer
Final Rank	2
Fastest Section Time (Section)	0:10.49 (1000m)
Top Speed [km/h] (Section)	71.3 (1000m)
Race State	Finished

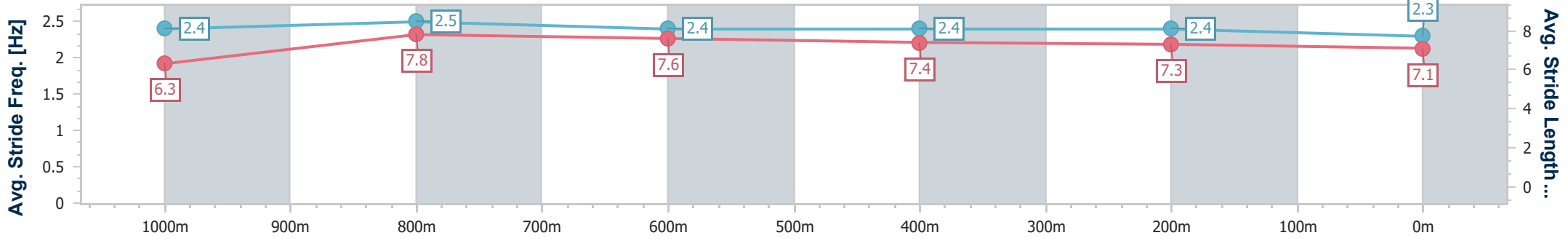
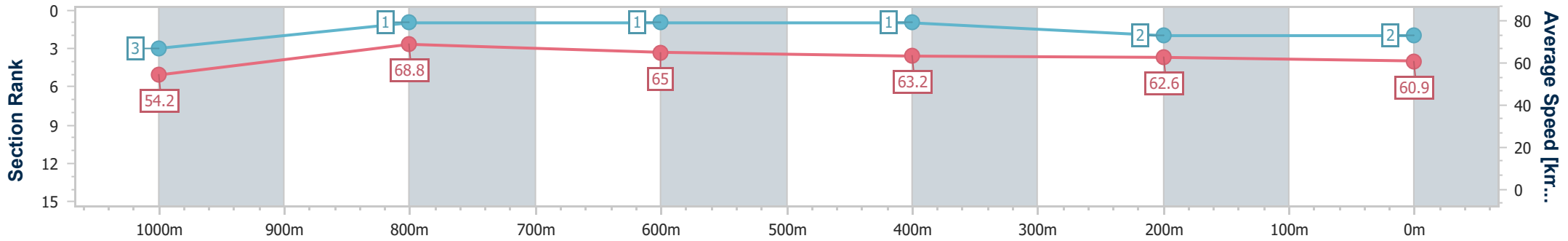


Aquis Park Gold Coast Poly QLD Professional
 Race 6: NOVOTEL BRISBANE AIRPORT HOTEL BENCHMARK
 65 Handicap - 1200m
 20 July 2024 - 15:14



Track Rating: Synthetic, Weather: Fine, Rail Position: True

Section	Overall	1000m	800m	600m	400m	200m
Section Times	1:09.75 [2] (0:13.32)	0:56.43 [3] (0:10.49)	0:45.94 [1] (0:11.10)	0:34.84 [1] (0:11.42)	0:23.42 [1] (0:11.53)	0:11.89 [2] (0:11.89)
Average Speed [km/h]	54.2	68.8	65.0	63.2	62.6	60.9
Top Speed [km/h]	69.3	71.3	67.3	65.1	63.6	62.6
Avg. Dist. to Rail [m]	0.4	1.1	0.7	0.5	0.4	0.1
Avg. Stride Freq. [Hz]	2.4	2.5	2.4	2.4	2.4	2.3
Avg. Stride Length [m]	6.3	7.8	7.6	7.4	7.3	7.1



- [] Ranking at each section and finish
- .-.- No data available at this section
- NA No data available



Horse/Jockey Name	Dark Chill
Final Rank	3
Fastest Section Time (Section)	0:10.64 (1000m)
Top Speed [km/h] (Section)	68.9 (1000m)
Race State	Finished

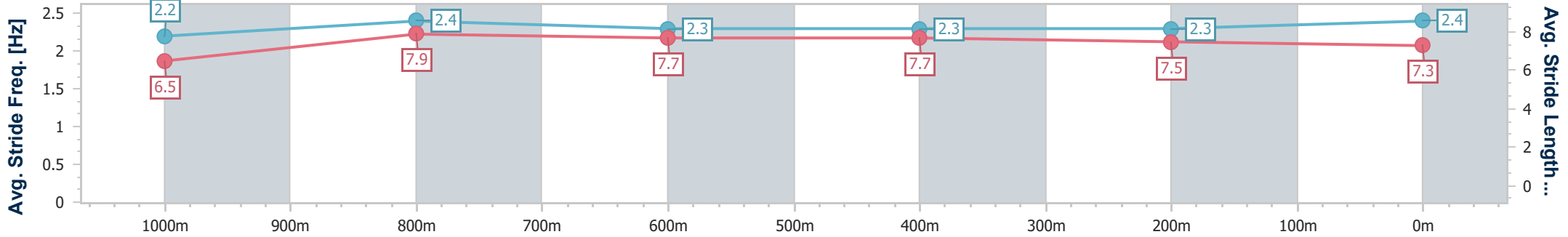
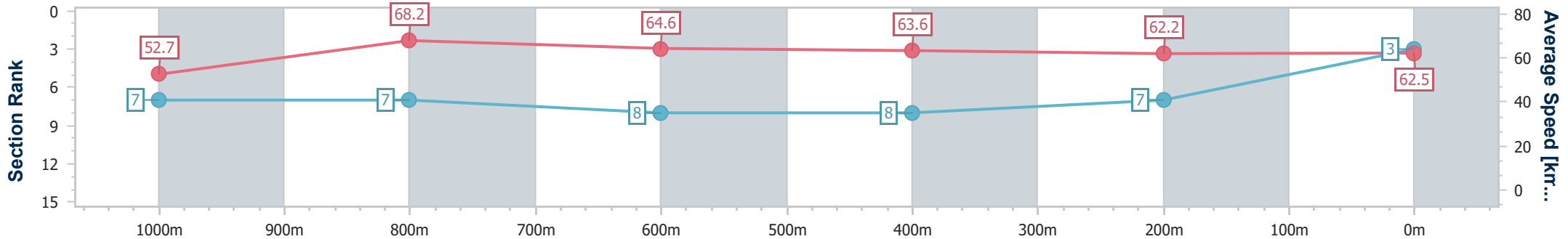


Aquis Park Gold Coast Poly QLD Professional
 Race 6: NOVOTEL BRISBANE AIRPORT HOTEL BENCHMARK
 65 Handicap - 1200m
 20 July 2024 - 15:14



Track Rating: Synthetic, Weather: Fine, Rail Position: True

Section	Overall	1000m	800m	600m	400m	200m
Section Times	1:10.19 [3] (0:13.67)	0:56.52 [7] (0:10.64)	0:45.88 [7] (0:11.24)	0:34.64 [8] (0:11.43)	0:23.21 [8] (0:11.61)	0:11.60 [7] (0:11.60)
Average Speed [km/h]	52.7	68.2	64.6	63.6	62.2	62.5
Top Speed [km/h]	68.8	68.9	66.9	64.7	63.4	63.5
Avg. Dist. to Rail [m]	4.1	2.4	2.1	1.6	3.1	4.9
Avg. Stride Freq. [Hz]	2.2	2.4	2.3	2.3	2.3	2.4
Avg. Stride Length [m]	6.5	7.9	7.7	7.7	7.5	7.3



- [] Ranking at each section and finish
- .-.- No data available at this section
- NA No data available



Horse/Jockey Name	Galaxy General
Final Rank	4
Fastest Section Time (Section)	0:10.58 (1000m)
Top Speed [km/h] (Section)	69.1 (1000m)
Race State	Finished

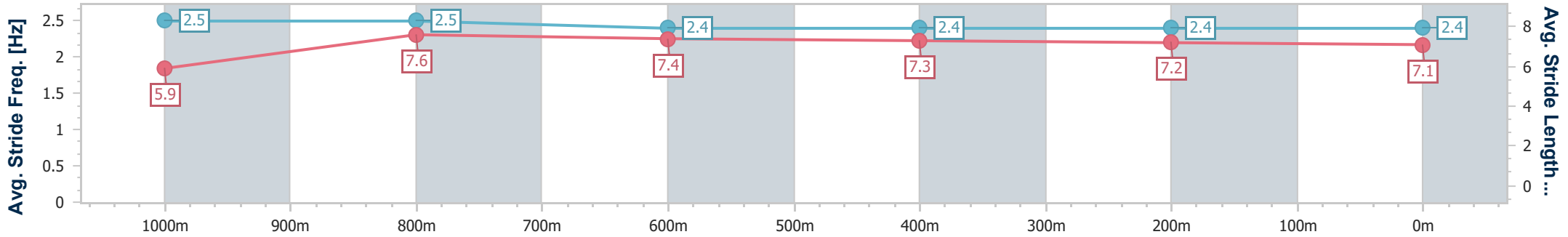
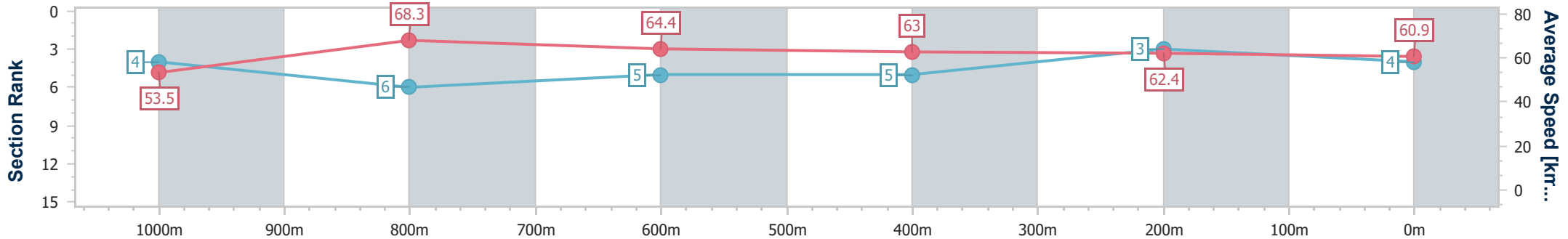


Aquis Park Gold Coast Poly QLD Professional
Race 6: NOVOTEL BRISBANE AIRPORT HOTEL BENCHMARK
65 Handicap - 1200m
 20 July 2024 - 15:14



Track Rating: Synthetic, Weather: Fine, Rail Position: True

Section	Overall	1000m	800m	600m	400m	200m
Section Times	1:10.23 [4] (0:13.41)	0:56.82 [4] (0:10.58)	0:46.24 [6] (0:11.20)	0:35.04 [5] (0:11.54)	0:23.50 [5] (0:11.60)	0:11.90 [3] (0:11.90)
Average Speed [km/h]	53.5	68.3	64.4	63.0	62.4	60.9
Top Speed [km/h]	67.8	69.1	66.6	64.8	64.7	62.4
Avg. Dist. to Rail [m]	1.4	0.4	0.6	1.6	3.5	3.5
Avg. Stride Freq. [Hz]	2.5	2.5	2.4	2.4	2.4	2.4
Avg. Stride Length [m]	5.9	7.6	7.4	7.3	7.2	7.1



- [] Ranking at each section and finish
- .-.- No data available at this section
- NA No data available



Horse/Jockey Name	Almighty Rising
Final Rank	5
Fastest Section Time (Section)	0:10.47 (1000m)
Top Speed [km/h] (Section)	69.7 (1000m)
Race State	Finished



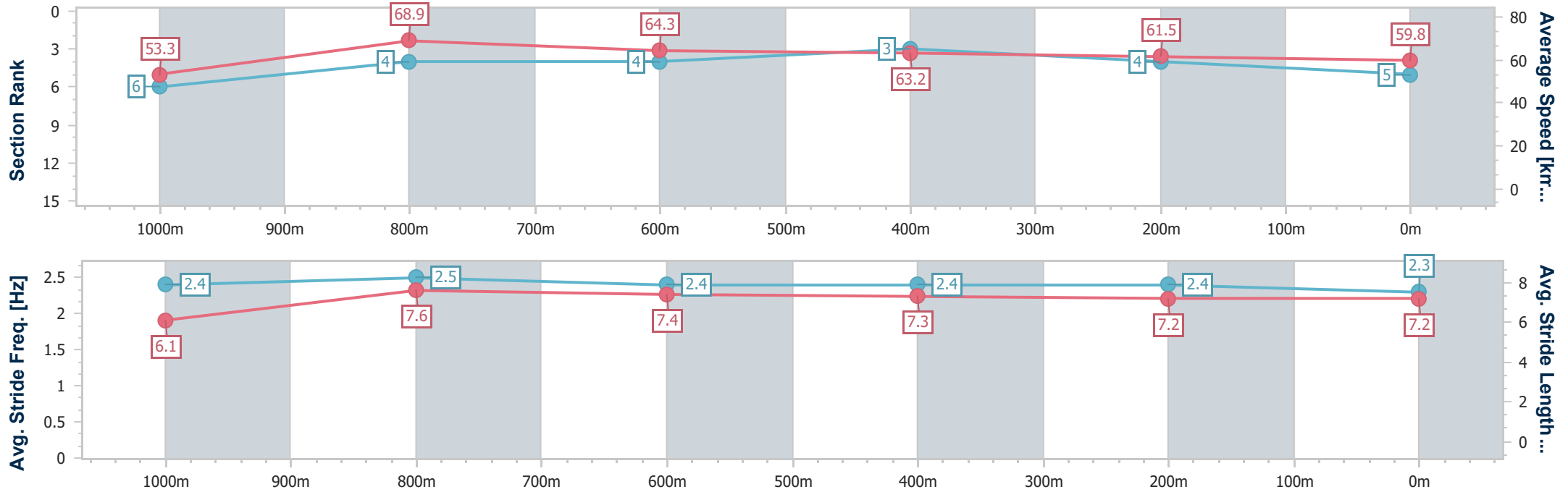
Aquis Park Gold Coast Poly QLD Professional
 Race 6: NOVOTEL BRISBANE AIRPORT HOTEL BENCHMARK
 65 Handicap - 1200m



20 July 2024 - 15:14

Track Rating: Synthetic, Weather: Fine, Rail Position: True

Section	Overall	1000m	800m	600m	400m	200m
Section Times	1:10.41 [5] (0:13.50)	0:56.91 [6] (0:10.47)	0:46.44 [4] (0:11.18)	0:35.26 [4] (0:11.47)	0:23.79 [3] (0:11.71)	0:12.08 [4] (0:12.08)
Average Speed [km/h]	53.3	68.9	64.3	63.2	61.5	59.8
Top Speed [km/h]	69.1	69.7	66.7	65.7	62.7	61.7
Avg. Dist. to Rail [m]	1.4	0.3	0.7	0.9	1.1	1.4
Avg. Stride Freq. [Hz]	2.4	2.5	2.4	2.4	2.4	2.3
Avg. Stride Length [m]	6.1	7.6	7.4	7.3	7.2	7.2



- [] Ranking at each section and finish
- .-.- No data available at this section
- NA No data available



Horse/Jockey Name	Iring
Final Rank	6
Fastest Section Time (Section)	0:10.58 (1000m)
Top Speed [km/h] (Section)	69.4 (Overall)
Race State	Finished

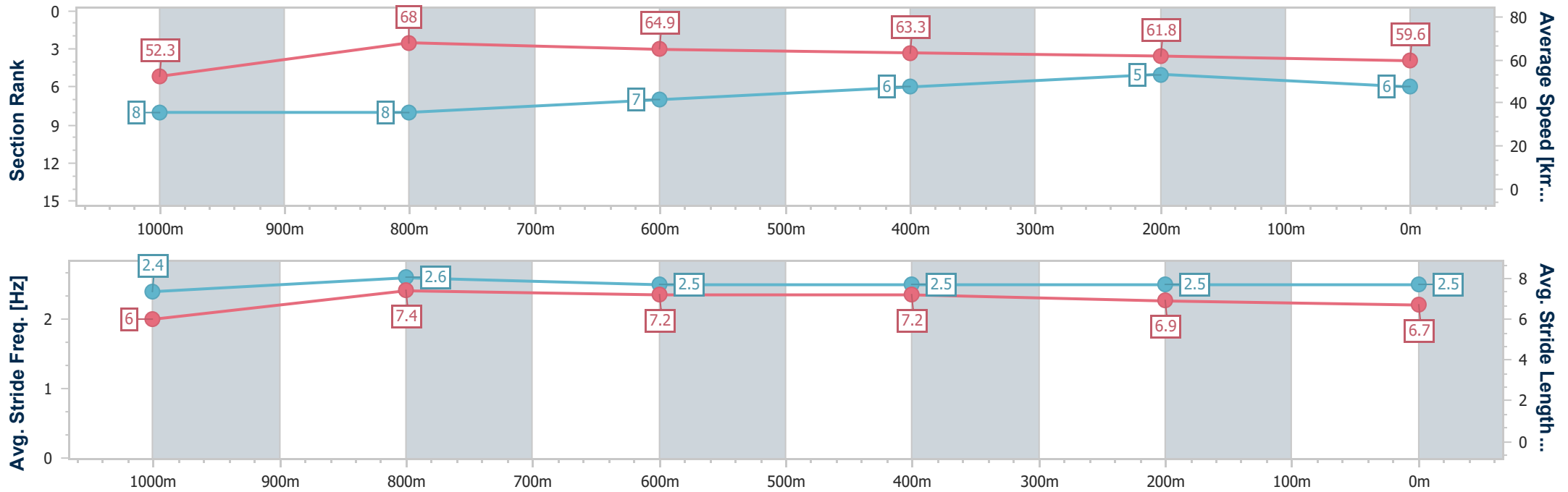


Aquis Park Gold Coast Poly QLD Professional
 Race 6: NOVOTEL BRISBANE AIRPORT HOTEL BENCHMARK 65 Handicap - 1200m
 20 July 2024 - 15:14



Track Rating: Synthetic, Weather: Fine, Rail Position: True

Section	Overall	1000m	800m	600m	400m	200m
Section Times	1:10.59 [6] (0:13.78)	0:56.81 [8] (0:10.58)	0:46.23 [8] (0:11.05)	0:35.18 [7] (0:11.38)	0:23.80 [6] (0:11.62)	0:12.18 [5] (0:12.18)
Average Speed [km/h]	52.3	68.0	64.9	63.3	61.8	59.6
Top Speed [km/h]	69.4	69.4	68.0	64.1	62.7	61.3
Avg. Dist. to Rail [m]	0.5	0.4	0.7	0.3	0.4	0.6
Avg. Stride Freq. [Hz]	2.4	2.6	2.5	2.5	2.5	2.5
Avg. Stride Length [m]	6.0	7.4	7.2	7.2	6.9	6.7



- [] Ranking at each section and finish
- .-.- No data available at this section
- NA No data available



Horse/Jockey Name	Helikedempretty
Final Rank	7
Fastest Section Time (Section)	0:10.59 (1000m)
Top Speed [km/h] (Section)	70.6 (1000m)
Race State	Finished



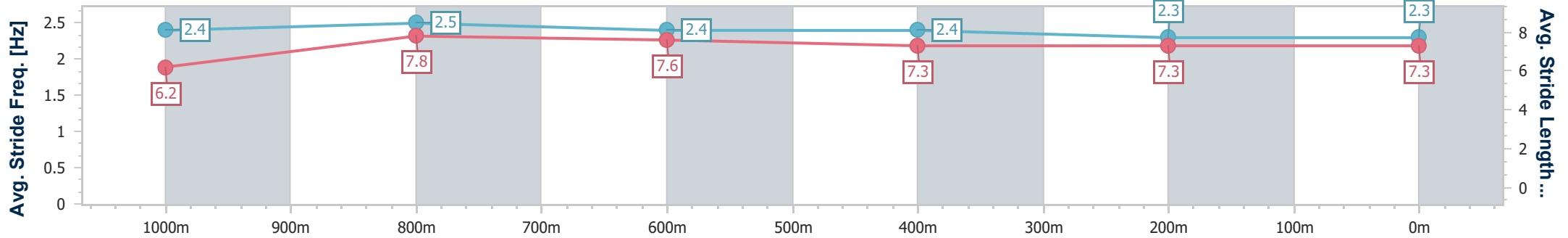
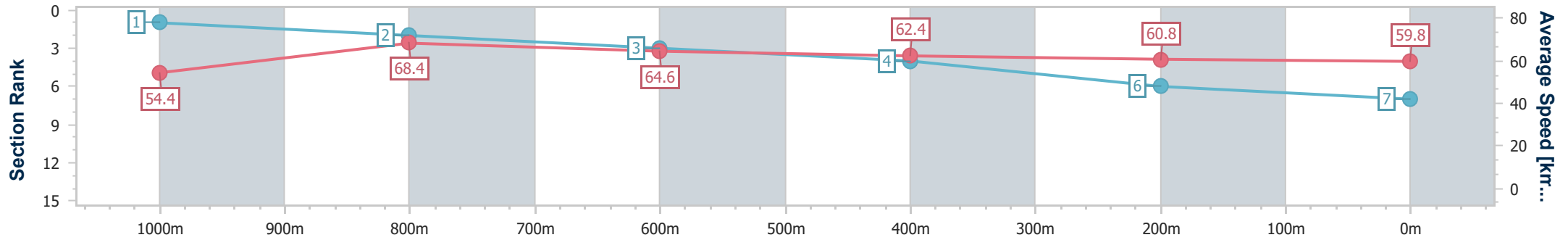
Aquis Park Gold Coast Poly QLD Professional
 Race 6: NOVOTEL BRISBANE AIRPORT HOTEL BENCHMARK
 65 Handicap - 1200m



20 July 2024 - 15:14

Track Rating: Synthetic, Weather: Fine, Rail Position: True

Section	Overall	1000m	800m	600m	400m	200m
Section Times	1:10.64 [7] (0:13.26)	0:57.38 [1] (0:10.59)	0:46.79 [2] (0:11.19)	0:35.60 [3] (0:11.61)	0:23.99 [4] (0:11.83)	0:12.16 [6] (0:12.16)
Average Speed [km/h]	54.4	68.4	64.6	62.4	60.8	59.8
Top Speed [km/h]	70.6	70.6	65.9	65.3	62.2	60.7
Avg. Dist. to Rail [m]	2.7	1.2	1.2	1.3	1.8	2.3
Avg. Stride Freq. [Hz]	2.4	2.5	2.4	2.4	2.3	2.3
Avg. Stride Length [m]	6.2	7.8	7.6	7.3	7.3	7.3



- [] Ranking at each section and finish
- .-.- No data available at this section
- NA No data available



Horse/Jockey Name	Swanic Boom
Final Rank	8
Fastest Section Time (Section)	0:10.53 (1000m)
Top Speed [km/h] (Section)	70.2 (1000m)
Race State	Finished

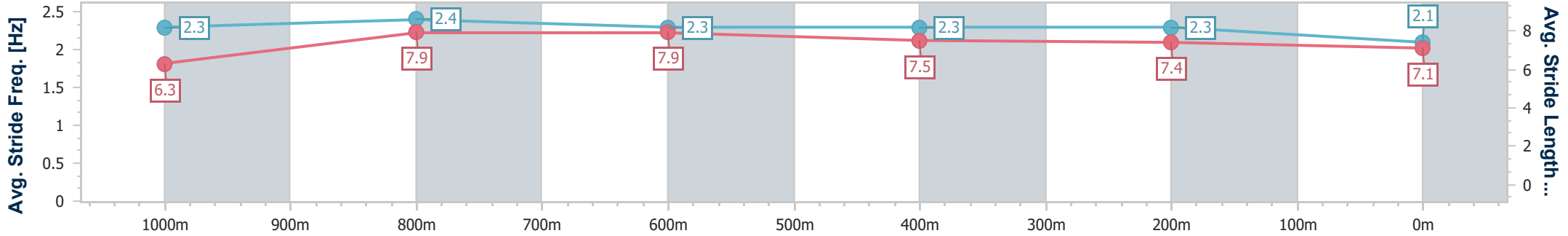
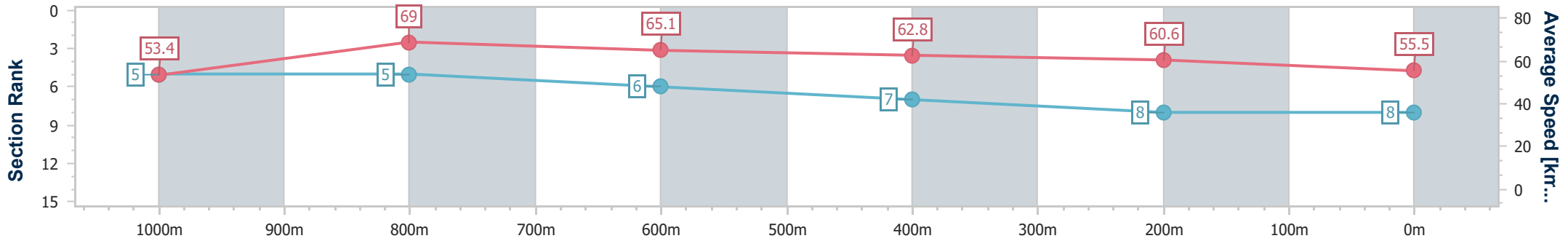


Aquis Park Gold Coast Poly QLD Professional
 Race 6: NOVOTEL BRISBANE AIRPORT HOTEL BENCHMARK 65 Handicap - 1200m
 20 July 2024 - 15:14



Track Rating: Synthetic, Weather: Fine, Rail Position: True

Section	Overall	1000m	800m	600m	400m	200m
Section Times	1:11.82 [8] (0:13.45)	0:58.37 [5] (0:10.53)	0:47.84 [5] (0:11.23)	0:36.61 [6] (0:11.61)	0:25.00 [7] (0:11.99)	0:13.01 [8] (0:13.01)
Average Speed [km/h]	53.4	69.0	65.1	62.8	60.6	55.5
Top Speed [km/h]	68.2	70.2	66.4	65.2	61.9	58.8
Avg. Dist. to Rail [m]	5.6	3.1	2.5	2.7	4.7	5.9
Avg. Stride Freq. [Hz]	2.3	2.4	2.3	2.3	2.3	2.1
Avg. Stride Length [m]	6.3	7.9	7.9	7.5	7.4	7.1



- [] Ranking at each section and finish
- .-.- No data available at this section
- NA No data available



Aquis Park Gold Coast Poly QLD Professional

Race 7: SCI-FLEET HINO BENCHMARK 58 Handicap - 1900m

20 July 2024 - 15:54



Track Rating: Synthetic, Weather: Fine, Rail Position: True

Section		Field Times												
Overall	1800m	1600m	1400m	1200m	1000m	800m	Last 600m							
1:55.56 (0:07.84)	1:47.72 (0:11.07)	1:36.65 (0:11.47)	1:25.18 (0:12.45)	1:12.73 (0:12.34)	1:00.39 (0:12.13)	0:48.26 (0:11.93)	0:36.33							
Rank	TAB	Horse/Jockey	Barrier	Top Speed [km/h]	Fastest Section	Overall	1800m	1600m	1400m	1200m	1000m	800m	Last 600m	Distance Travelled [m]
1	10	FIREBOLT Jai Williams	15	65.2	0:08.17	1:55.56 [1] (0:08.17)	1:47.39 [8] (0:11.27)	1:36.12 [7] (0:11.72)	1:24.40 [7] (0:12.55)	1:11.85 [9] (0:12.24)	0:59.61 [8] (0:11.75)	0:47.86 [7] (0:11.84)	0:36.02	
2	1	AIDEN Corey Sutherland	7	65.6	0:08.20	1:55.75 [2] (0:08.20)	1:47.55 [9] (0:11.44)	1:36.11 [9] (0:11.84)	1:24.27 [9] (0:12.21)	1:12.06 [8] (0:12.04)	1:00.02 [6] (0:11.68)	0:48.34 [4] (0:11.86)	0:36.48	+4
3	9	CHAMPAGNES ON ME Scott Galloway	14	65.5	0:07.90	1:55.79 [3] (0:07.90)	1:47.89 [2] (0:11.33)	1:36.56 [5] (0:11.59)	1:24.97 [5] (0:12.26)	1:12.71 [3] (0:12.16)	1:00.55 [2] (0:12.11)	0:48.44 [3] (0:11.92)	0:36.52	+5
4	7	DON QUIXOTE Sean Cormack	12	64.4	0:08.34	1:56.10 [4] (0:08.34)	1:47.76 [11] (0:11.51)	1:36.25 [11] (0:11.76)	1:24.49 [11] (0:12.28)	1:12.21 [11] (0:12.39)	0:59.82 [11] (0:11.78)	0:48.04 [11] (0:11.91)	0:36.13	+0
5	12	OSAKA MISS Casey Waddell	9	66.2	0:08.42	1:56.30 [5] (0:08.42)	1:47.88 [12] (0:11.39)	1:36.49 [10] (0:11.74)	1:24.75 [10] (0:12.31)	1:12.44 [10] (0:12.43)	1:00.01 [12] (0:11.88)	0:48.13 [12] (0:11.92)	0:36.21	-11
6	2	IMEZAAKI Michael Cahill	8	66.7	0:08.05	1:56.50 [6] (0:08.05)	1:48.45 [4] (0:11.02)	1:37.43 [2] (0:11.69)	1:25.74 [4] (0:12.53)	1:13.21 [5] (0:12.31)	1:00.90 [5] (0:11.93)	0:48.97 [5] (0:11.96)	0:37.01	-1
7	3	KAREEM Paul Hammersley	2	67.2	0:08.10	1:56.53 [7] (0:08.10)	1:48.43 [7] (0:11.06)	1:37.37 [4] (0:11.60)	1:25.77 [3] (0:12.37)	1:13.40 [4] (0:12.42)	1:00.98 [4] (0:11.98)	0:49.00 [6] (0:12.00)	0:37.00	-10
8	4	IRENE'S BEST Kirk Matheson	16	64.7	0:08.29	1:56.81 [8] (0:08.29)	1:48.52 [10] (0:11.61)	1:36.91 [12] (0:11.73)	1:25.18 [12] (0:12.33)	1:12.85 [12] (0:12.32)	1:00.53 [10] (0:11.77)	0:48.76 [10] (0:11.81)	0:36.95	+7
9	11	LIVINGSTONES Micheal Hellyer	6	65.0	0:07.99	1:56.98 [9] (0:07.99)	1:48.99 [3] (0:11.33)	1:37.66 [6] (0:11.69)	1:25.97 [6] (0:12.48)	1:13.49 [6] (0:12.45)	1:01.04 [7] (0:11.91)	0:49.13 [8] (0:12.00)	0:37.13	-3
10	8	BORN TO BE ALIVE Dan McGillivray	17	67.0	0:07.84	1:57.31 [10] (0:07.84)	1:49.47 [1] (0:11.07)	1:38.40 [1] (0:11.47)	1:26.93 [1] (0:12.45)	1:14.48 [1] (0:12.34)	1:02.14 [1] (0:12.13)	0:50.01 [1] (0:12.00)	0:38.01	-6

Scratched: Patti Waggin (#18), Magic Of Millo (#14), Tuqiri (#6), Bump'n'run (#17), Radegast (#16), Matsuyama (#15)

[] Ranking at each section and finish
 -:-:- No data available at this section
 NA No data available
 SCN Saddle cloth number
 DNF Did not finish
 DNT Did not track



Aquis Park Gold Coast Poly QLD Professional

Race 7: SCI-FLEET HINO BENCHMARK 58 Handicap - 1900m

20 July 2024 - 15:54



Track Rating: Synthetic, Weather: Fine, Rail Position: True

Section		Overall	1800m	1600m	1400m	1200m	1000m	800m	Last 600m
Field Times		1:55.56 (0:07.84)	1:47.72 (0:11.07)	1:36.65 (0:11.47)	1:25.18 (0:12.45)	1:12.73 (0:12.34)	1:00.39 (0:12.13)	0:48.26 (0:11.93)	0:36.33

Rank	TAB	Horse/Jockey	Barrier	Top Speed [km/h]	Fastest Section	Overall	1800m	1600m	1400m	1200m	1000m	800m	Last 600m	Distance Travelled [m]
11	5	LADY TOWNSON Danny Peisley	10	67.5 1800m	0:08.08 Overall	1:57.65 [11] (0:08.08)	1:49.57 [6] (0:11.07)	1:38.50 [3] (0:11.43)	1:27.07 [2] (0:12.44)	1:14.63 [2] (0:12.28)	1:02.35 [3] (0:12.03)	0:50.32 [2] (0:11.90)	0:38.42	-2
12	13	DRAKE PASSAGE Adin Thompson	1	63.9 1800m	0:08.07 Overall	1:57.69 [12] (0:08.07)	1:49.62 [5] (0:11.46)	1:38.16 [8] (0:11.69)	1:26.47 [8] (0:12.33)	1:14.14 [7] (0:12.52)	1:01.62 [9] (0:11.80)	0:49.82 [9] (0:11.94)	0:37.88	-12

Scratched: Patti Waggin (#18), Magic Of Millo (#14), Tuqiri (#6), Bump'n'run (#17), Radegast (#16), Matsuyama (#15)

[] Ranking at each section and finish
 -:-:-:- No data available at this section
 NA No data available

SCN Saddle cloth number
 DNF Did not finish
 DNT Did not track



Aquis Park Gold Coast Poly QLD Professional

Race 7: SCI-FLEET HINO BENCHMARK 58 Handicap - 1900m

20 July 2024 - 15:54



Track Rating: Synthetic, Weather: Fine, Rail Position: True

Section					600m	400m	200m				Last 600m	
Field Times					0:36.33 (0:12.02)	0:24.31 (0:12.12)	0:12.19 (0:12.19)				0:36.33	
Rank	TAB	Horse/Jockey	Barrier	Top Speed [km/h]	Fastest Section	Margin			Distance Travelled [m]			
1	10	FIREBOLT Jai Williams	15	65.2 1800m	0:08.17 Overall	0:36.02 [7] (0:11.94)	0:24.08 [4] (0:11.95)	0:12.13 [2] (0:12.13)	1:55.56	0:36.02		
2	1	AIDEN Corey Sutherland	7	65.6 1800m	0:08.20 Overall	0:36.48 [3] (0:12.02)	0:24.46 [2] (0:12.16)	0:12.30 [3] (0:12.30)	1L	0:36.48 +4		
3	9	CHAMPAGNES ON ME Scott Galloway	14	65.5 1800m	0:07.90 Overall	0:36.52 [2] (0:11.98)	0:24.54 [1] (0:12.12)	0:12.42 [1] (0:12.42)	1.2L	0:36.52 +5		
4	7	DON QUIXOTE Sean Cormack	12	64.4 1800m	0:08.34 Overall	0:36.13 [11] (0:12.02)	0:24.11 [11] (0:12.04)	0:12.07 [7] (0:12.07)	3L	0:36.13 +0		
5	12	OSAKA MISS Casey Waddell	9	66.2 1800m	0:08.42 Overall	0:36.21 [12] (0:12.02)	0:24.19 [12] (0:12.12)	0:12.07 [11] (0:12.07)	4L	0:36.21 -11		
6	2	IMEZAAKI Michael Cahill	8	66.7 1800m	0:08.05 Overall	0:37.01 [5] (0:12.14)	0:24.87 [7] (0:12.29)	0:12.58 [5] (0:12.58)	5L	0:37.01 -1		
7	3	KAREEM Paul Hammersley	2	67.2 1800m	0:08.10 Overall	0:37.00 [6] (0:12.06)	0:24.94 [6] (0:12.34)	0:12.60 [6] (0:12.60)	5.1L	0:37.00 -10		
8	4	IRENE'S BEST Kirk Matheson	16	64.7 1800m	0:08.29 Overall	0:36.95 [10] (0:12.02)	0:24.93 [10] (0:12.29)	0:12.64 [9] (0:12.64)	6.6L	0:36.95 +7		
9	11	LIVINGSTONES Micheal Hellyer	6	65.0 1800m	0:07.99 Overall	0:37.13 [9] (0:11.99)	0:25.14 [8] (0:12.35)	0:12.79 [10] (0:12.79)	7.6L	0:37.13 -3		
10	8	BORN TO BE ALIVE Dan McGillivray	17	67.0 1800m	0:07.84 Overall	0:38.01 [4] (0:12.02)	0:25.99 [3] (0:12.54)	0:13.45 [4] (0:13.45)	9.4L	0:38.01 -6		

Scratched: Patti Waggin (#18), Magic Of Millo (#14), Tuqiri (#6), Bump'n'run (#17), Radegast (#16), Matsuyama (#15)

[] Ranking at each section and finish
 -:-:- No data available at this section
 NA No data available

SCN Saddle cloth number
 DNF Did not finish
 DNT Did not track



Aquis Park Gold Coast Poly QLD Professional
Race 7: SCI-FLEET HINO BENCHMARK 58 Handicap - 1900m
20 July 2024 - 15:54



Track Rating: Synthetic, Weather: Fine, Rail Position: True

Section		600m	400m	200m				Last 600m		
Field Times		0:36.33 (0:12.02)	0:24.31 (0:12.12)	0:12.19 (0:12.19)				0:36.33		
Rank	TAB Horse/Jockey	Barrier	Top Speed [km/h]	Fastest Section	Margin			Distance Travelled [m]		
11	5 LADY TOWNSON Danny Peisley	10	67.5 1800m	0:08.08 Overall	0:38.42 [1] (0:12.27)	0:26.15 [5] (0:12.65)	0:13.50 [8] (0:13.50)	11.4L	0:38.42	-2
12	13 DRAKE PASSAGE Adin Thompson	1	63.9 1800m	0:08.07 Overall	0:37.88 [8] (0:12.05)	0:25.83 [9] (0:12.48)	0:13.35 [12] (0:13.35)	11.6L	0:37.88	-12

Scratched: Patti Waggin (#18), Magic Of Millo (#14), Tuqiri (#6), Bump'n'run (#17), Radegast (#16), Matsuyama (#15)

[] Ranking at each section and finish
 -:-:-:- No data available at this section
 NA No data available

SCN Saddle cloth number
 DNF Did not finish
 DNT Did not track



Horse/Jockey Name	Firebolt
Final Rank	1
Fastest Section Time (Section)	0:08.17 (Overall)
Top Speed [km/h] (Section)	65.2 (1800m)
Race State	Finished



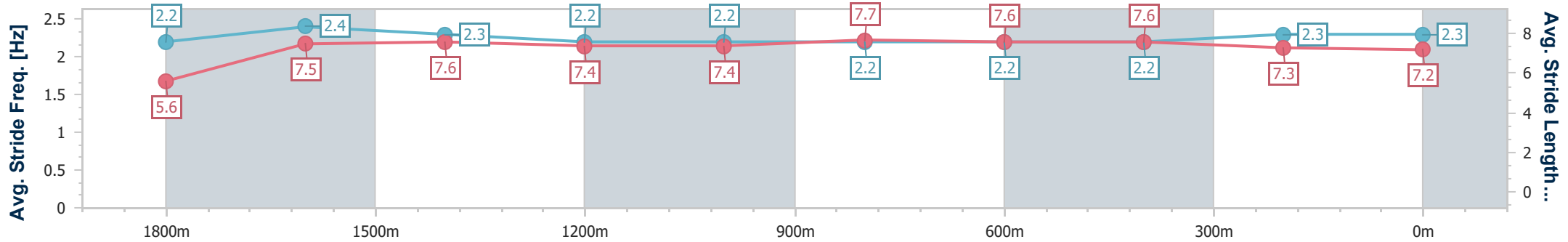
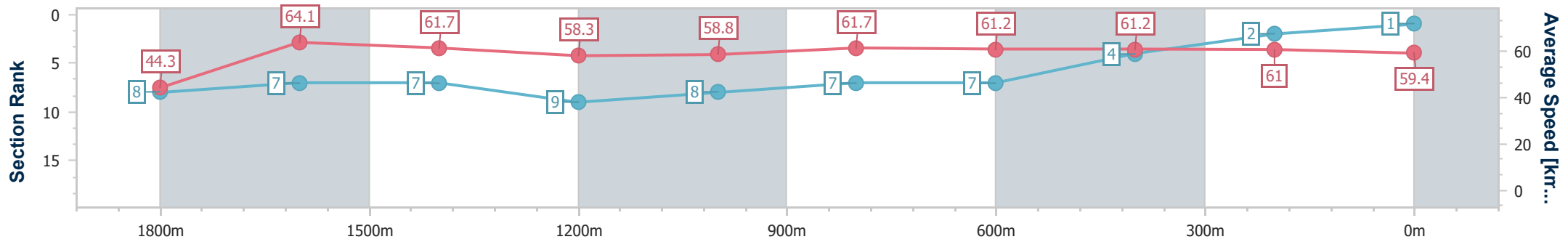
Aquis Park Gold Coast Poly QLD Professional
Race 7: SCI-FLEET HINO BENCHMARK 58 Handicap - 1900m



20 July 2024 - 15:54

Track Rating: Synthetic, Weather: Fine, Rail Position: True

Section	Overall	1800m	1600m	1400m	1200m	1000m	800m	600m	400m	200m
Section Times	1:55.56 [1] (0:08.17)	1:47.39 [8] (0:11.27)	1:36.12 [7] (0:11.72)	1:24.40 [7] (0:12.55)	1:11.85 [9] (0:12.24)	0:59.61 [8] (0:11.75)	0:47.86 [7] (0:11.84)	0:36.02 [7] (0:11.94)	0:24.08 [4] (0:11.95)	0:12.13 [2] (0:12.13)
Average Speed [km/h]	44.3	64.1	61.7	58.3	58.8	61.7	61.2	61.2	61.0	59.4
Top Speed [km/h]	61.8	65.2	63.9	60.0	61.3	62.4	62.2	61.8	61.8	61.1
Avg. Dist. to Rail [m]	7.2	2.7	1.7	1.9	2.5	2.7	1.3	2.7	6.0	6.3
Avg. Stride Freq. [Hz]	2.2	2.4	2.3	2.2	2.2	2.2	2.2	2.2	2.3	2.3
Avg. Stride Length [m]	5.6	7.5	7.6	7.4	7.4	7.7	7.6	7.6	7.3	7.2



- [] Ranking at each section and finish
- .-.- No data available at this section
- NA No data available



Horse/Jockey Name	Aiden
Final Rank	2
Fastest Section Time (Section)	0:08.20 (Overall)
Top Speed [km/h] (Section)	65.6 (1800m)
Race State	Finished



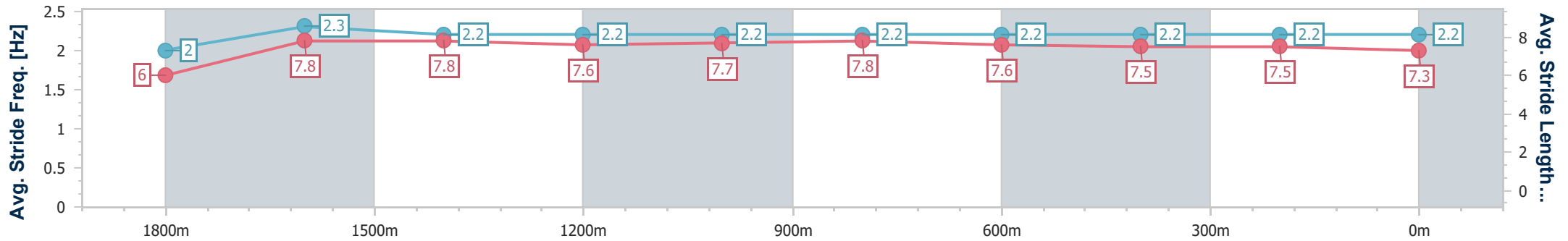
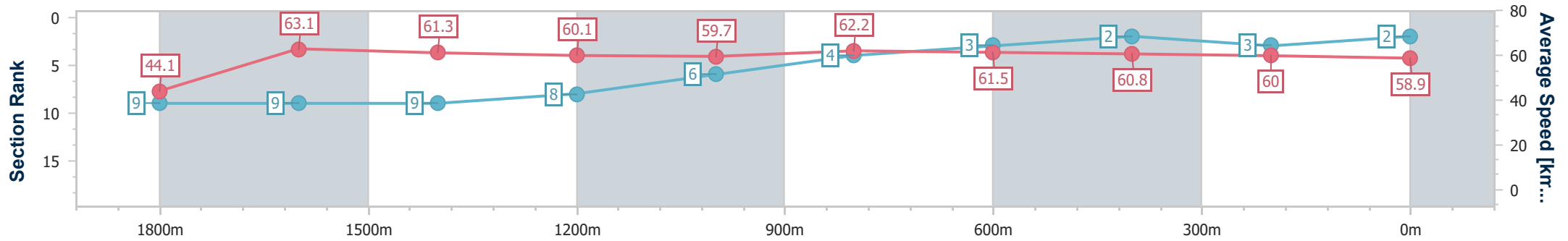
Aquis Park Gold Coast Poly QLD Professional
Race 7: SCI-FLEET HINO BENCHMARK 58 Handicap - 1900m



20 July 2024 - 15:54

Track Rating: Synthetic, Weather: Fine, Rail Position: True

Section	Overall	1800m	1600m	1400m	1200m	1000m	800m	600m	400m	200m
Section Times	1:55.75 [2] (0:08.20)	1:47.55 [9] (0:11.44)	1:36.11 [9] (0:11.84)	1:24.27 [9] (0:12.21)	1:12.06 [8] (0:12.04)	1:00.02 [6] (0:11.68)	0:48.34 [4] (0:11.86)	0:36.48 [3] (0:12.02)	0:24.46 [2] (0:12.16)	0:12.30 [3] (0:12.30)
Average Speed [km/h]	44.1	63.1	61.3	60.1	59.7	62.2	61.5	60.8	60.0	58.9
Top Speed [km/h]	59.8	65.6	62.6	61.6	61.5	63.4	62.0	62.1	60.4	60.0
Avg. Dist. to Rail [m]	3.0	2.4	1.7	2.6	3.2	3.6	2.4	3.2	3.9	4.6
Avg. Stride Freq. [Hz]	2.0	2.3	2.2	2.2	2.2	2.2	2.2	2.2	2.2	2.2
Avg. Stride Length [m]	6.0	7.8	7.8	7.6	7.7	7.8	7.6	7.5	7.5	7.3



- [] Ranking at each section and finish
- .-.- No data available at this section
- NA No data available



Horse/Jockey Name	Champagnes On Me
Final Rank	3
Fastest Section Time (Section)	0:07.90 (Overall)
Top Speed [km/h] (Section)	65.5 (1800m)
Race State	Finished



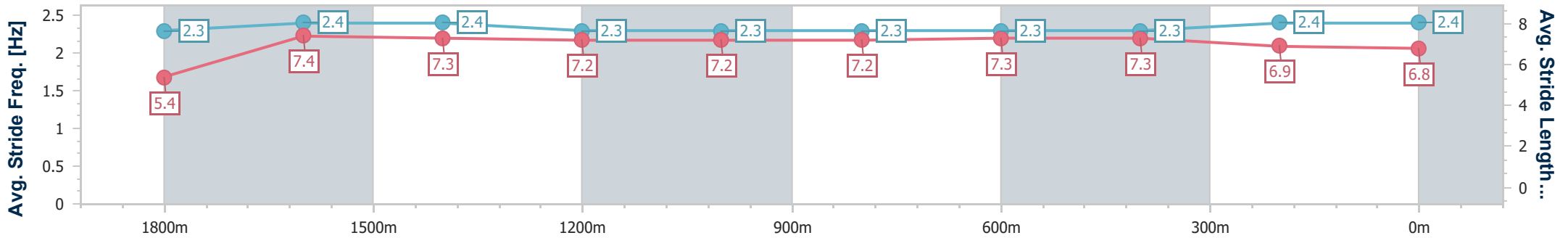
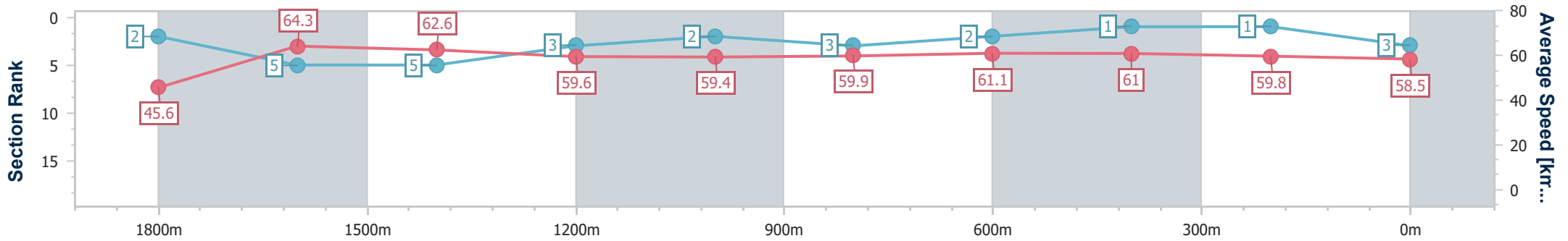
Aquis Park Gold Coast Poly QLD Professional
Race 7: SCI-FLEET HINO BENCHMARK 58 Handicap - 1900m



20 July 2024 - 15:54

Track Rating: Synthetic, Weather: Fine, Rail Position: True

Section	Overall	1800m	1600m	1400m	1200m	1000m	800m	600m	400m	200m
Section Times	1:55.79 [3] (0:07.90)	1:47.89 [2] (0:11.33)	1:36.56 [5] (0:11.59)	1:24.97 [5] (0:12.26)	1:12.71 [3] (0:12.16)	1:00.55 [2] (0:12.11)	0:48.44 [3] (0:11.92)	0:36.52 [2] (0:11.98)	0:24.54 [1] (0:12.12)	0:12.42 [1] (0:12.42)
Average Speed [km/h]	45.6	64.3	62.6	59.6	59.4	59.9	61.1	61.0	59.8	58.5
Top Speed [km/h]	61.9	65.5	64.1	60.5	60.5	60.5	62.1	61.5	60.8	60.1
Avg. Dist. to Rail [m]	7.1	3.6	1.8	2.2	3.3	2.7	2.7	2.9	5.1	6.3
Avg. Stride Freq. [Hz]	2.3	2.4	2.4	2.3	2.3	2.3	2.3	2.3	2.4	2.4
Avg. Stride Length [m]	5.4	7.4	7.3	7.2	7.2	7.2	7.3	7.3	6.9	6.8



- [] Ranking at each section and finish
- .-.- No data available at this section
- NA No data available



Horse/Jockey Name	Don Quixote
Final Rank	4
Fastest Section Time (Section)	0:08.34 (Overall)
Top Speed [km/h] (Section)	64.4 (1800m)
Race State	Finished



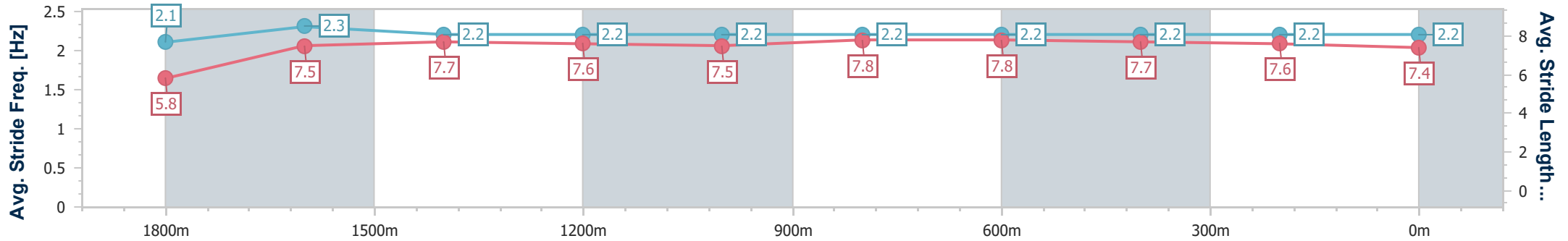
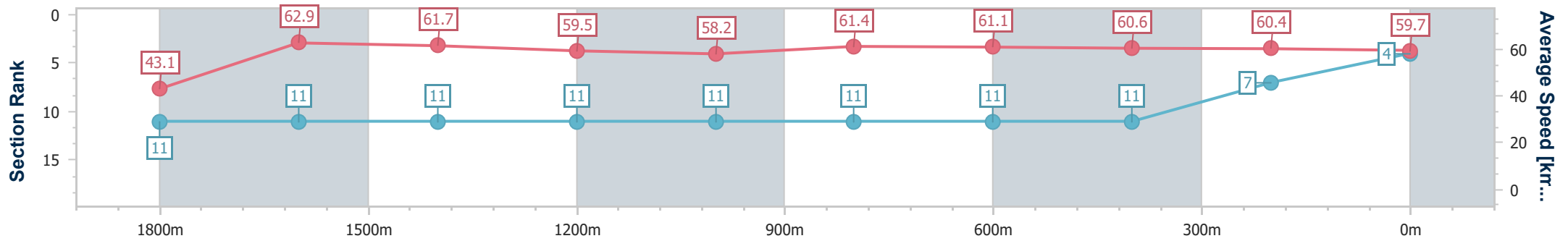
Aquis Park Gold Coast Poly QLD Professional
Race 7: SCI-FLEET HINO BENCHMARK 58 Handicap - 1900m



20 July 2024 - 15:54

Track Rating: Synthetic, Weather: Fine, Rail Position: True

Section	Overall	1800m	1600m	1400m	1200m	1000m	800m	600m	400m	200m
Section Times	1:56.10 [4] (0:08.34)	1:47.76 [11] (0:11.51)	1:36.25 [11] (0:11.76)	1:24.49 [11] (0:12.28)	1:12.21 [11] (0:12.39)	0:59.82 [11] (0:11.78)	0:48.04 [11] (0:11.91)	0:36.13 [11] (0:12.02)	0:24.11 [11] (0:12.04)	0:12.07 [7] (0:12.07)
Average Speed [km/h]	43.1	62.9	61.7	59.5	58.2	61.4	61.1	60.6	60.4	59.7
Top Speed [km/h]	60.2	64.4	62.7	60.5	59.3	62.4	62.3	62.3	61.0	61.3
Avg. Dist. to Rail [m]	5.2	2.1	2.2	1.9	2.8	2.1	2.0	2.6	5.3	7.0
Avg. Stride Freq. [Hz]	2.1	2.3	2.2	2.2	2.2	2.2	2.2	2.2	2.2	2.2
Avg. Stride Length [m]	5.8	7.5	7.7	7.6	7.5	7.8	7.8	7.7	7.6	7.4



- [] Ranking at each section and finish
- .-.- No data available at this section
- NA No data available



Horse/Jockey Name	Osaka Miss
Final Rank	5
Fastest Section Time (Section)	0:08.42 (Overall)
Top Speed [km/h] (Section)	66.2 (1800m)
Race State	Finished



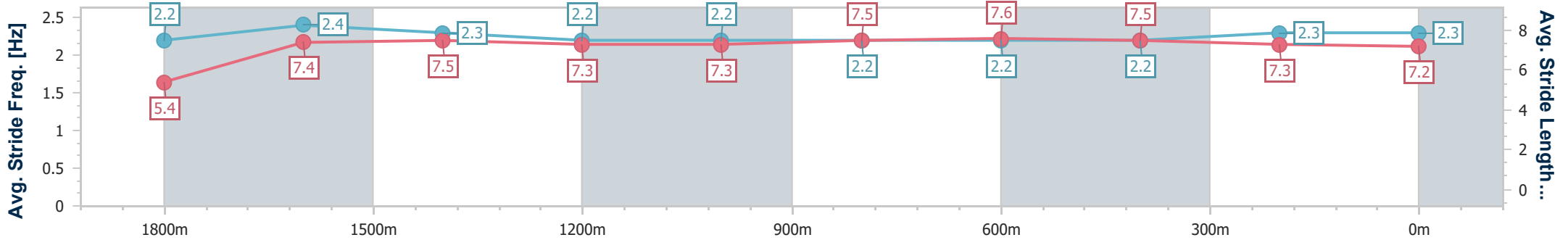
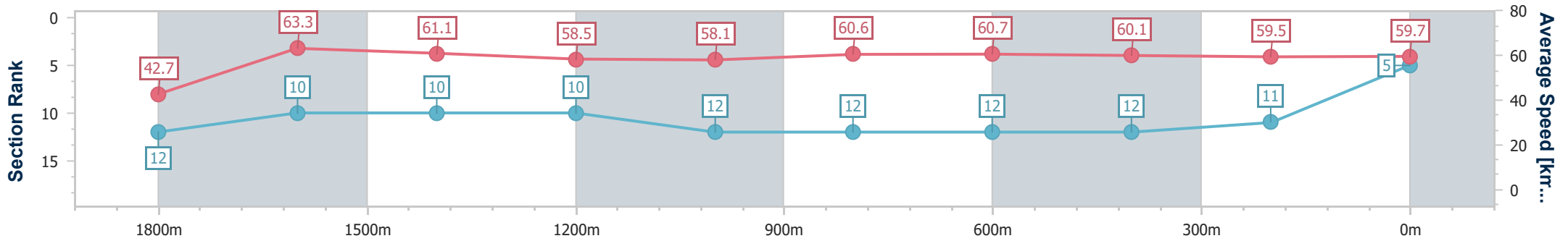
Aquis Park Gold Coast Poly QLD Professional
Race 7: SCI-FLEET HINO BENCHMARK 58 Handicap - 1900m



20 July 2024 - 15:54

Track Rating: Synthetic, Weather: Fine, Rail Position: True

Section	Overall	1800m	1600m	1400m	1200m	1000m	800m	600m	400m	200m
Section Times	1:56.30 [5] (0:08.42)	1:47.88 [12] (0:11.39)	1:36.49 [10] (0:11.74)	1:24.75 [10] (0:12.31)	1:12.44 [10] (0:12.43)	1:00.01 [12] (0:11.88)	0:48.13 [12] (0:11.92)	0:36.21 [12] (0:12.02)	0:24.19 [12] (0:12.12)	0:12.07 [11] (0:12.07)
Average Speed [km/h]	42.7	63.3	61.1	58.5	58.1	60.6	60.7	60.1	59.5	59.7
Top Speed [km/h]	61.9	66.2	62.2	60.0	59.3	61.9	62.0	61.6	61.1	61.1
Avg. Dist. to Rail [m]	3.2	0.3	0.5	0.2	0.2	0.8	0.7	0.6	2.1	0.7
Avg. Stride Freq. [Hz]	2.2	2.4	2.3	2.2	2.2	2.2	2.2	2.2	2.3	2.3
Avg. Stride Length [m]	5.4	7.4	7.5	7.3	7.3	7.5	7.6	7.5	7.3	7.2



- [] Ranking at each section and finish
- .-.- No data available at this section
- NA No data available



Horse/Jockey Name	Imezaaki
Final Rank	6
Fastest Section Time (Section)	0:08.05 (Overall)
Top Speed [km/h] (Section)	66.7 (1800m)
Race State	Finished



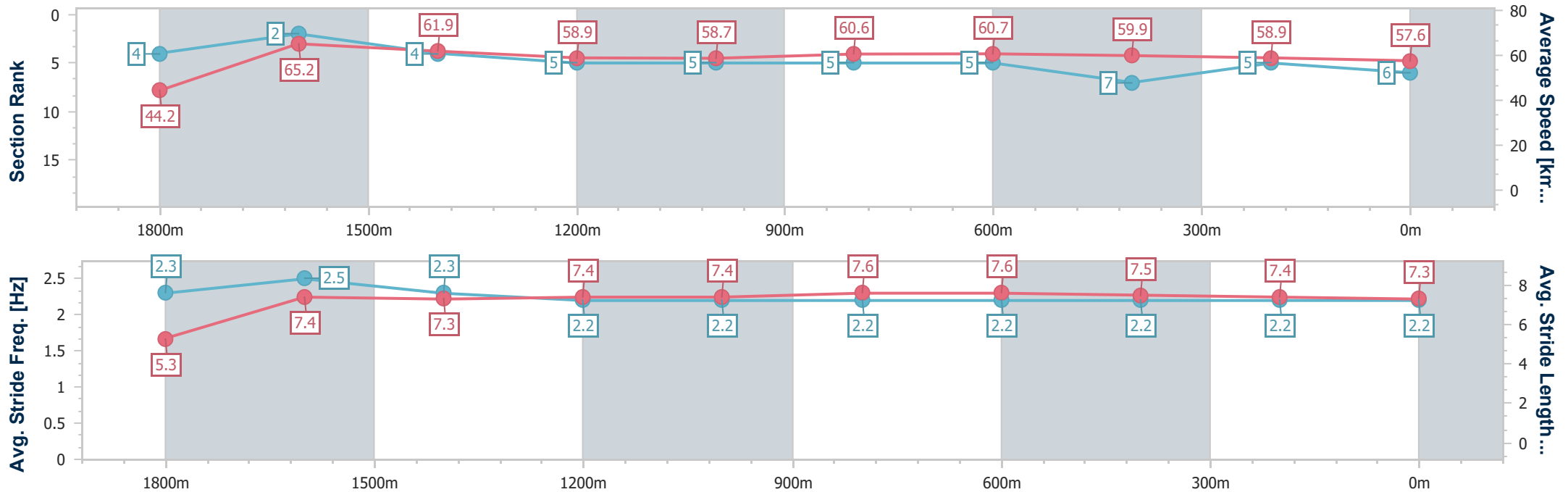
Aquis Park Gold Coast Poly QLD Professional
Race 7: SCI-FLEET HINO BENCHMARK 58 Handicap - 1900m



20 July 2024 - 15:54

Track Rating: Synthetic, Weather: Fine, Rail Position: True

Section	Overall	1800m	1600m	1400m	1200m	1000m	800m	600m	400m	200m
Section Times	1:56.50 [6] (0:08.05)	1:48.45 [4] (0:11.02)	1:37.43 [2] (0:11.69)	1:25.74 [4] (0:12.53)	1:13.21 [5] (0:12.31)	1:00.90 [5] (0:11.93)	0:48.97 [5] (0:11.96)	0:37.01 [5] (0:12.14)	0:24.87 [7] (0:12.29)	0:12.58 [5] (0:12.58)
Average Speed [km/h]	44.2	65.2	61.9	58.9	58.7	60.6	60.7	59.9	58.9	57.6
Top Speed [km/h]	44.4	66.7	66.4	62.9	59.3	61.9	61.5	61.7	60.5	59.6
Avg. Dist. to Rail [m]	3.4	1.4	2.1	2.0	1.9	1.5	1.2	2.0	4.6	5.2
Avg. Stride Freq. [Hz]	2.3	2.5	2.3	2.2	2.2	2.2	2.2	2.2	2.2	2.2
Avg. Stride Length [m]	5.3	7.4	7.3	7.4	7.4	7.6	7.6	7.5	7.4	7.3



- [] Ranking at each section and finish
- .-.- No data available at this section
- NA No data available



Horse/Jockey Name	Kareem
Final Rank	7
Fastest Section Time (Section)	0:08.10 (Overall)
Top Speed [km/h] (Section)	67.2 (1800m)
Race State	Finished



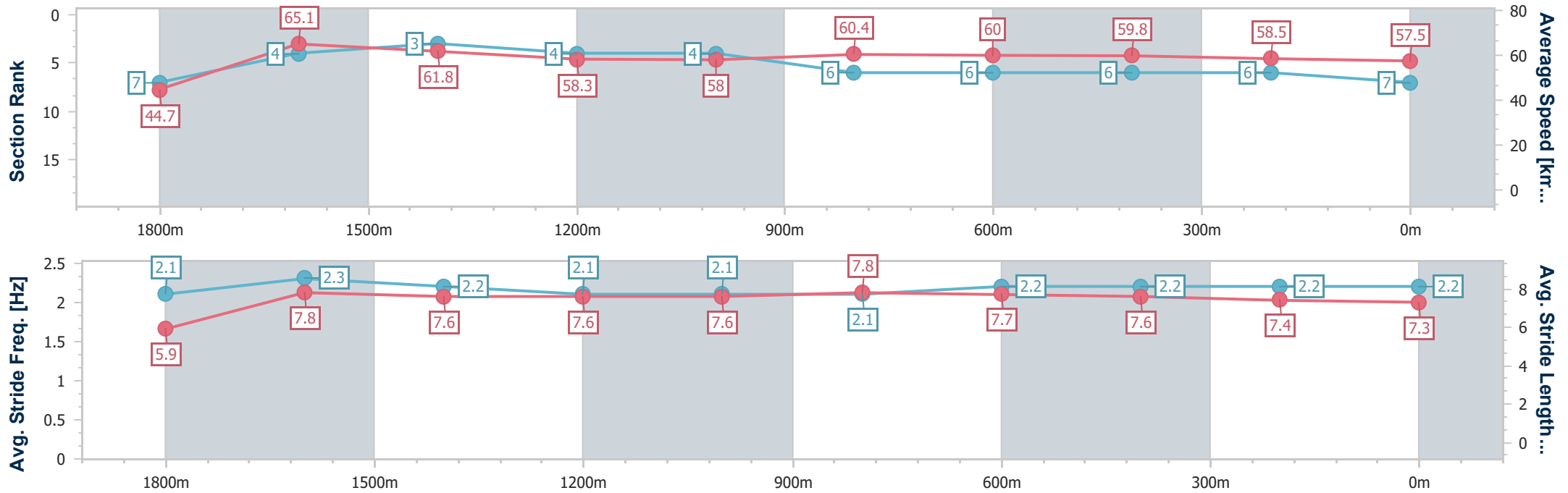
Aquis Park Gold Coast Poly QLD Professional
Race 7: SCI-FLEET HINO BENCHMARK 58 Handicap - 1900m



20 July 2024 - 15:54

Track Rating: Synthetic, Weather: Fine, Rail Position: True

Section	Overall	1800m	1600m	1400m	1200m	1000m	800m	600m	400m	200m
Section Times	1:56.53 [7] (0:08.10)	1:48.43 [7] (0:11.06)	1:37.37 [4] (0:11.60)	1:25.77 [3] (0:12.37)	1:13.40 [4] (0:12.42)	1:00.98 [4] (0:11.98)	0:49.00 [6] (0:12.00)	0:37.00 [6] (0:12.06)	0:24.94 [6] (0:12.34)	0:12.60 [6] (0:12.60)
Average Speed [km/h]	44.7	65.1	61.8	58.3	58.0	60.4	60.0	59.8	58.5	57.5
Top Speed [km/h]	63.9	67.2	62.8	60.4	61.2	61.4	61.0	61.2	59.1	58.0
Avg. Dist. to Rail [m]	1.0	0.4	0.3	0.3	0.9	0.6	0.5	0.5	1.9	3.5
Avg. Stride Freq. [Hz]	2.1	2.3	2.2	2.1	2.1	2.1	2.2	2.2	2.2	2.2
Avg. Stride Length [m]	5.9	7.8	7.6	7.6	7.6	7.8	7.7	7.6	7.4	7.3



- [] Ranking at each section and finish
- .-.- No data available at this section
- NA No data available



Horse/Jockey Name	Irene's Best
Final Rank	8
Fastest Section Time (Section)	0:08.29 (Overall)
Top Speed [km/h] (Section)	64.7 (1800m)
Race State	Finished



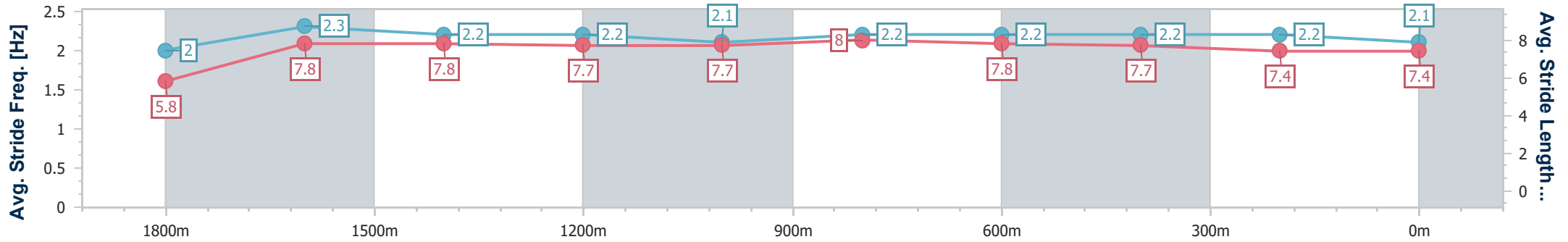
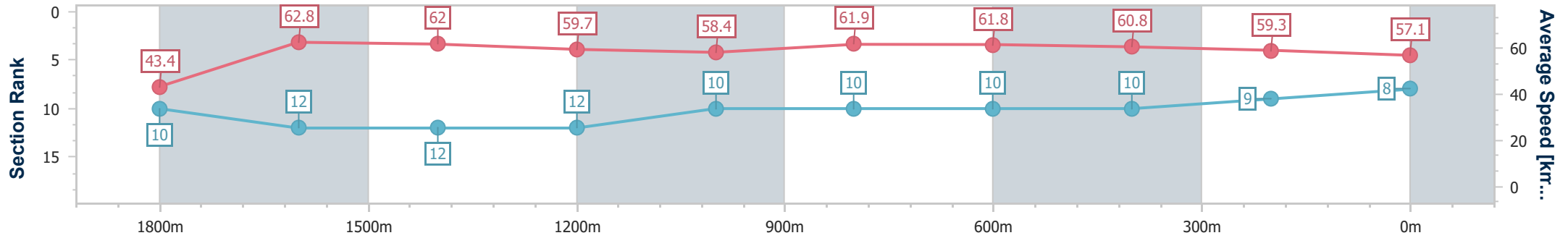
Aquis Park Gold Coast Poly QLD Professional
 Race 7: SCI-FLEET HINO BENCHMARK 58 Handicap - 1900m



20 July 2024 - 15:54

Track Rating: Synthetic, Weather: Fine, Rail Position: True

Section	Overall	1800m	1600m	1400m	1200m	1000m	800m	600m	400m	200m
Section Times	1:56.81 [8] (0:08.29)	1:48.52 [10] (0:11.61)	1:36.91 [12] (0:11.73)	1:25.18 [12] (0:12.33)	1:12.85 [12] (0:12.32)	1:00.53 [10] (0:11.77)	0:48.76 [10] (0:11.81)	0:36.95 [10] (0:12.02)	0:24.93 [10] (0:12.29)	0:12.64 [9] (0:12.64)
Average Speed [km/h]	43.4	62.8	62.0	59.7	58.4	61.9	61.8	60.8	59.3	57.1
Top Speed [km/h]	57.6	64.7	63.3	60.7	59.1	63.0	63.0	62.8	60.5	58.5
Avg. Dist. to Rail [m]	9.0	3.9	3.5	3.0	3.7	3.0	2.8	3.2	6.3	7.3
Avg. Stride Freq. [Hz]	2.0	2.3	2.2	2.2	2.1	2.2	2.2	2.2	2.2	2.1
Avg. Stride Length [m]	5.8	7.8	7.8	7.7	7.7	8.0	7.8	7.7	7.4	7.4



- [] Ranking at each section and finish
- .-.- No data available at this section
- NA No data available



Horse/Jockey Name	Livingstones
Final Rank	9
Fastest Section Time (Section)	0:07.99 (Overall)
Top Speed [km/h] (Section)	65.0 (1800m)
Race State	Finished



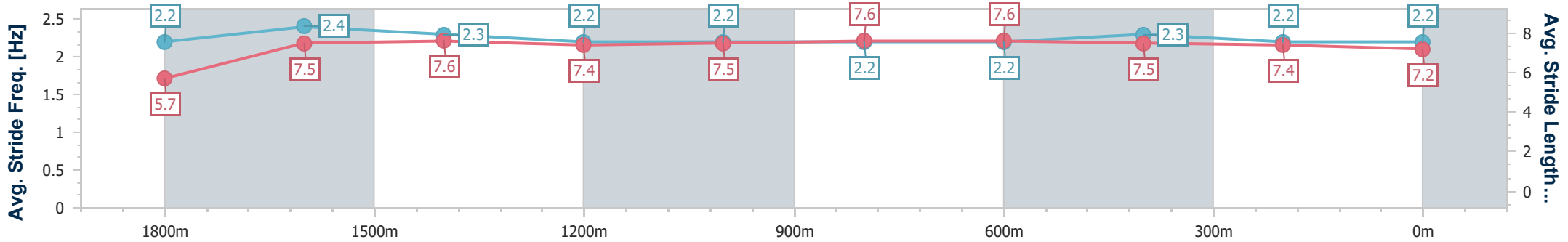
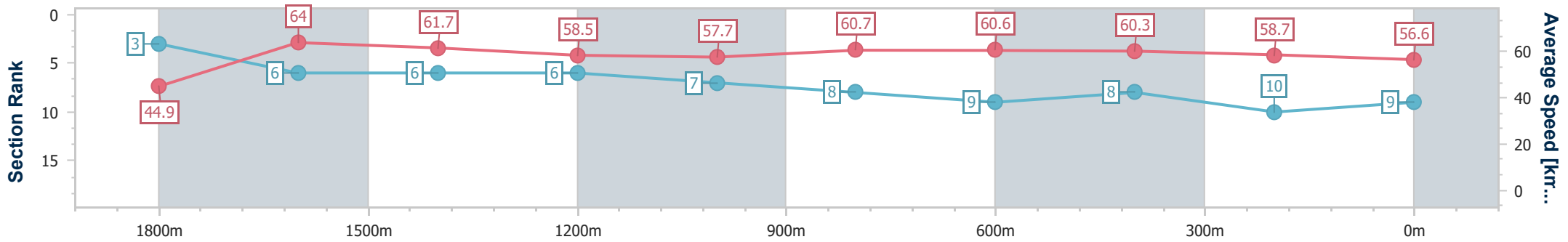
Aquis Park Gold Coast Poly QLD Professional
Race 7: SCI-FLEET HINO BENCHMARK 58 Handicap - 1900m



20 July 2024 - 15:54

Track Rating: Synthetic, Weather: Fine, Rail Position: True

Section	Overall	1800m	1600m	1400m	1200m	1000m	800m	600m	400m	200m
Section Times	1:56.98 [9] (0:07.99)	1:48.99 [3] (0:11.33)	1:37.66 [6] (0:11.69)	1:25.97 [6] (0:12.48)	1:13.49 [6] (0:12.45)	1:01.04 [7] (0:11.91)	0:49.13 [8] (0:12.00)	0:37.13 [9] (0:11.99)	0:25.14 [8] (0:12.35)	0:12.79 [10] (0:12.79)
Average Speed [km/h]	44.9	64.0	61.7	58.5	57.7	60.7	60.6	60.3	58.7	56.6
Top Speed [km/h]	61.6	65.0	62.6	60.2	60.3	61.4	61.1	61.4	59.4	58.1
Avg. Dist. to Rail [m]	1.5	1.1	1.4	1.6	2.0	1.7	1.4	1.5	3.6	5.3
Avg. Stride Freq. [Hz]	2.2	2.4	2.3	2.2	2.2	2.2	2.2	2.3	2.2	2.2
Avg. Stride Length [m]	5.7	7.5	7.6	7.4	7.5	7.6	7.6	7.5	7.4	7.2



- [] Ranking at each section and finish
- .-.- No data available at this section
- NA No data available



Horse/Jockey Name	Born To Be Alive
Final Rank	10
Fastest Section Time (Section)	0:07.84 (Overall)
Top Speed [km/h] (Section)	67.0 (1800m)
Race State	Finished



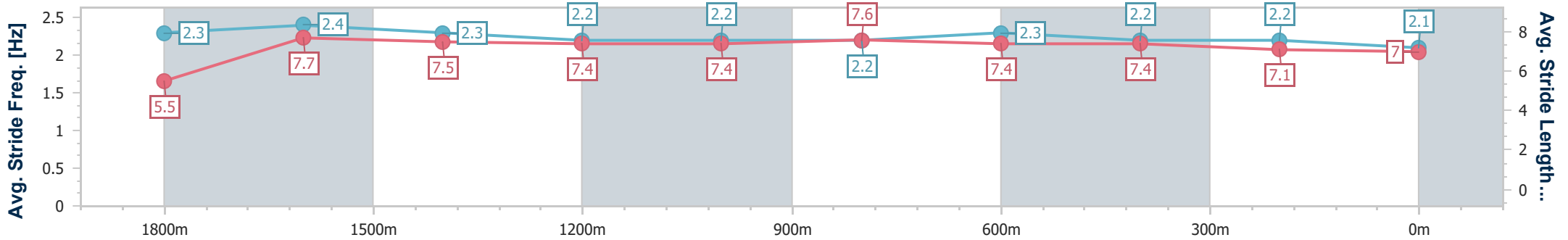
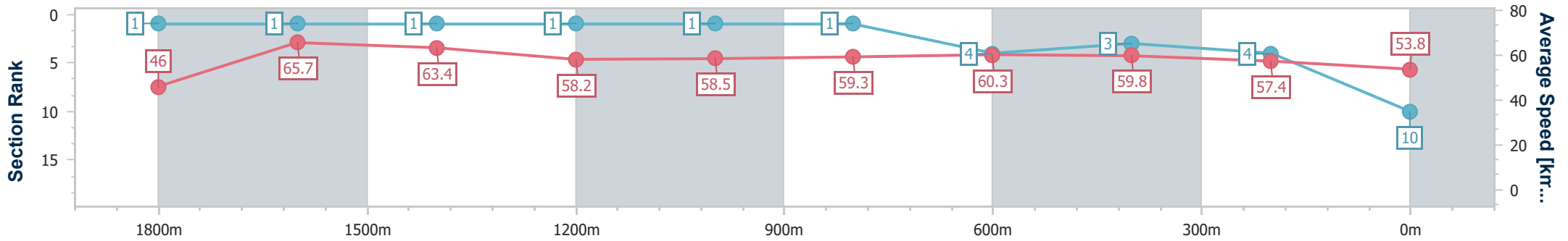
Aquis Park Gold Coast Poly QLD Professional
Race 7: SCI-FLEET HINO BENCHMARK 58 Handicap - 1900m



20 July 2024 - 15:54

Track Rating: Synthetic, Weather: Fine, Rail Position: True

Section	Overall	1800m	1600m	1400m	1200m	1000m	800m	600m	400m	200m
Section Times	1:57.31 [10] (0:07.84)	1:49.47 [1] (0:11.07)	1:38.40 [1] (0:11.47)	1:26.93 [1] (0:12.45)	1:14.48 [1] (0:12.34)	1:02.14 [1] (0:12.13)	0:50.01 [1] (0:12.00)	0:38.01 [4] (0:12.02)	0:25.99 [3] (0:12.54)	0:13.45 [4] (0:13.45)
Average Speed [km/h]	46.0	65.7	63.4	58.2	58.5	59.3	60.3	59.8	57.4	53.8
Top Speed [km/h]	63.5	67.0	65.3	62.5	61.1	60.7	61.3	61.5	58.4	55.8
Avg. Dist. to Rail [m]	10.1	4.1	1.9	1.0	1.4	1.0	0.7	0.4	0.8	1.4
Avg. Stride Freq. [Hz]	2.3	2.4	2.3	2.2	2.2	2.2	2.3	2.2	2.2	2.1
Avg. Stride Length [m]	5.5	7.7	7.5	7.4	7.4	7.6	7.4	7.4	7.1	7.0



- [] Ranking at each section and finish
- .-.- No data available at this section
- NA No data available



Horse/Jockey Name	Lady Townson
Final Rank	11
Fastest Section Time (Section)	0:08.08 (Overall)
Top Speed [km/h] (Section)	67.5 (1800m)
Race State	Finished



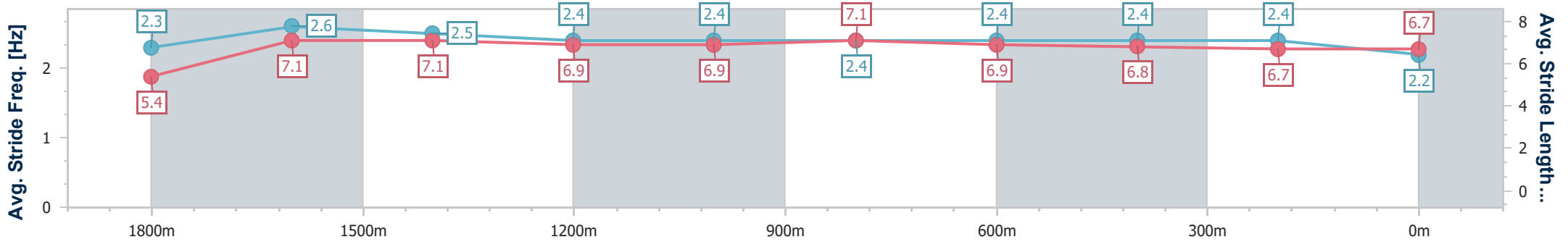
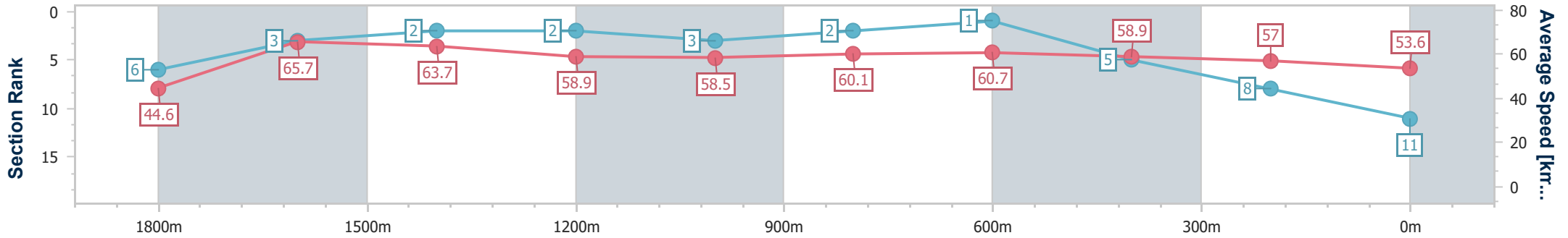
Aquis Park Gold Coast Poly QLD Professional
Race 7: SCI-FLEET HINO BENCHMARK 58 Handicap - 1900m



20 July 2024 - 15:54

Track Rating: Synthetic, Weather: Fine, Rail Position: True

Section	Overall	1800m	1600m	1400m	1200m	1000m	800m	600m	400m	200m
Section Times	1:57.65 [11] (0:08.08)	1:49.57 [6] (0:11.07)	1:38.50 [3] (0:11.43)	1:27.07 [2] (0:12.44)	1:14.63 [2] (0:12.28)	1:02.35 [3] (0:12.03)	0:50.32 [2] (0:11.90)	0:38.42 [1] (0:12.27)	0:26.15 [5] (0:12.65)	0:13.50 [8] (0:13.50)
Average Speed [km/h]	44.6	65.7	63.7	58.9	58.5	60.1	60.7	58.9	57.0	53.6
Top Speed [km/h]	62.4	67.5	64.6	61.3	61.0	61.5	61.5	60.5	59.2	56.5
Avg. Dist. to Rail [m]	4.3	2.4	4.0	1.9	1.3	1.4	0.7	1.3	2.5	4.0
Avg. Stride Freq. [Hz]	2.3	2.6	2.5	2.4	2.4	2.4	2.4	2.4	2.4	2.2
Avg. Stride Length [m]	5.4	7.1	7.1	6.9	6.9	7.1	6.9	6.8	6.7	6.7



- [] Ranking at each section and finish
- .-.- No data available at this section
- NA No data available



Horse/Jockey Name	Drake Passage
Final Rank	12
Fastest Section Time (Section)	0:08.07 (Overall)
Top Speed [km/h] (Section)	63.9 (1800m)
Race State	Finished



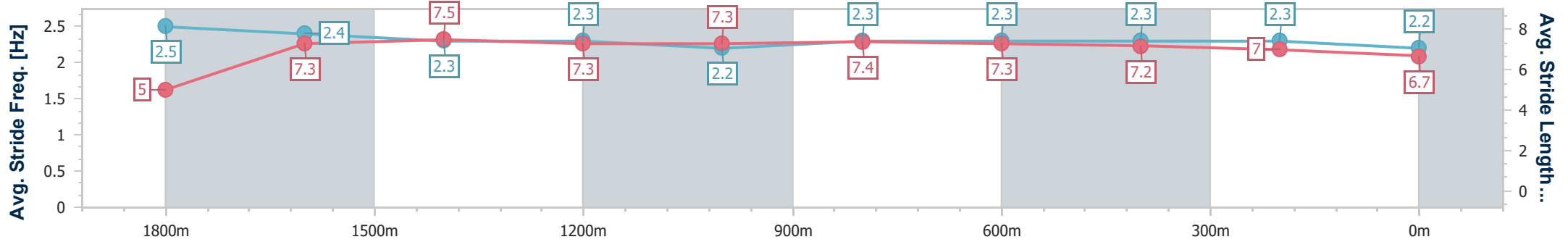
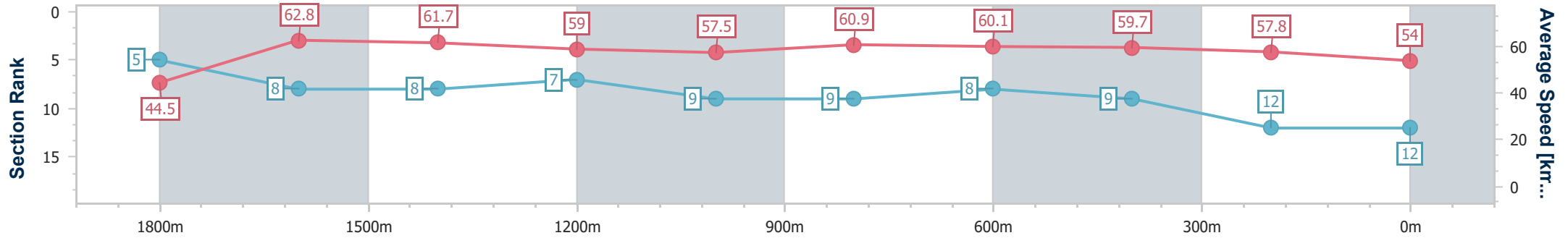
Aquis Park Gold Coast Poly QLD Professional
Race 7: SCI-FLEET HINO BENCHMARK 58 Handicap - 1900m



20 July 2024 - 15:54

Track Rating: Synthetic, Weather: Fine, Rail Position: True

Section	Overall	1800m	1600m	1400m	1200m	1000m	800m	600m	400m	200m
Section Times	1:57.69 [12] (0:08.07)	1:49.62 [5] (0:11.46)	1:38.16 [8] (0:11.69)	1:26.47 [8] (0:12.33)	1:14.14 [7] (0:12.52)	1:01.62 [9] (0:11.80)	0:49.82 [9] (0:11.94)	0:37.88 [8] (0:12.05)	0:25.83 [9] (0:12.48)	0:13.35 [12] (0:13.35)
Average Speed [km/h]	44.5	62.8	61.7	59.0	57.5	60.9	60.1	59.7	57.8	54.0
Top Speed [km/h]	62.6	63.9	62.9	61.0	60.0	61.8	61.2	61.1	59.1	56.5
Avg. Dist. to Rail [m]	0.6	0.5	1.2	1.0	0.2	0.4	0.5	0.3	1.1	0.3
Avg. Stride Freq. [Hz]	2.5	2.4	2.3	2.3	2.2	2.3	2.3	2.3	2.3	2.2
Avg. Stride Length [m]	5.0	7.3	7.5	7.3	7.3	7.4	7.3	7.2	7.0	6.7



- [] Ranking at each section and finish
- .-.- No data available at this section
- NA No data available



Aquis Park Gold Coast Poly QLD Professional
Race 8: JARED POOLE DESIGN ARCHITECTS BENCHMARK 58
Handicap - 1540m
20 July 2024 - 16:32



Track Rating: Synthetic, Weather: Fine, Rail Position: True

Section		Overall	1400m	1200m	1000m	800m	600m	400m	Last 600m				
Field Times		1:31.91 (0:10.19)	1:21.72 (0:11.48)	1:10.24 (0:11.76)	0:58.48 (0:11.68)	0:46.80 (0:11.46)	0:35.34 (0:11.49)	0:23.85 (0:11.70)	0:35.34				
Rank	TAB Horse/Jockey	Barrier	Top Speed [km/h]	Fastest Section									Distance Travelled [m]
1	12 LUTON HOO Micheal Hellyer	11	65.0	0:10.26	1:31.91 [1] (0:10.26)	1:21.65 [2] (0:11.60)	1:10.05 [2] (0:11.73)	0:58.32 [2] (0:11.62)	0:46.70 [2] (0:11.42)	0:35.28 [2] (0:11.43)	0:23.85 [1] (0:11.70)	0:35.28	
2	15 GREGARIOUS Jai Williams	1	64.9	0:10.19	1:32.12 [2] (0:10.19)	1:21.93 [1] (0:11.48)	1:10.45 [1] (0:11.76)	0:58.69 [1] (0:11.68)	0:47.01 [1] (0:11.46)	0:35.55 [1] (0:11.50)	0:24.05 [2] (0:11.79)	0:35.55	-6
3	6 TUQIRI Paul Hammersley	18	65.3	0:10.83	1:32.54 [3] (0:10.83)	1:21.71 [9] (0:11.91)	1:09.80 [10] (0:11.70)	0:58.10 [10] (0:11.81)	0:46.29 [10] (0:11.44)	0:34.85 [9] (0:11.50)	0:23.35 [9] (0:11.56)	0:34.85	+7
4	10 TOROS Danny Peisley	13	64.9	0:10.32	1:32.60 [4] (0:10.32)	1:22.28 [3] (0:11.71)	1:10.57 [3] (0:11.72)	0:58.85 [3] (0:11.75)	0:47.10 [3] (0:11.47)	0:35.63 [3] (0:11.56)	0:24.07 [3] (0:11.77)	0:35.63	+4
5	14 THE GOLDEN SOUL Adin Thompson	6	64.7	0:10.37	1:32.95 [5] (0:10.37)	1:22.58 [4] (0:11.72)	1:10.86 [4] (0:11.79)	0:59.07 [4] (0:11.75)	0:47.32 [4] (0:11.56)	0:35.76 [4] (0:11.43)	0:24.33 [4] (0:11.85)	0:35.76	-6
6	18 EL KABONG Glenn Cahill	5	64.6	0:10.66	1:33.04 [6] (0:10.66)	1:22.38 [7] (0:11.62)	1:10.76 [6] (0:11.75)	0:59.01 [6] (0:11.79)	0:47.22 [6] (0:11.58)	0:35.64 [5] (0:11.59)	0:24.05 [5] (0:11.82)	0:35.64	-2
7	11 KASEAR Dan McGillivray	12	63.7	0:10.50	1:33.14 [7] (0:10.50)	1:22.64 [5] (0:11.74)	1:10.90 [5] (0:11.72)	0:59.18 [5] (0:11.80)	0:47.38 [5] (0:11.66)	0:35.72 [6] (0:11.73)	0:23.99 [7] (0:11.88)	0:35.72	+4
8	4 MISSION TO WIN Sean Cormack	17	64.4	0:10.61	1:33.15 [8] (0:10.61)	1:22.54 [6] (0:11.91)	1:10.63 [8] (0:11.67)	0:58.96 [8] (0:11.82)	0:47.14 [7] (0:11.60)	0:35.54 [8] (0:11.58)	0:23.96 [8] (0:11.74)	0:35.54	+9
9	5 HELL FOLLOWS Kirk Matheson	2	64.1	0:11.11	1:33.41 [9] (0:11.11)	1:22.30 [11] (0:11.84)	1:10.46 [11] (0:11.71)	0:58.75 [11] (0:11.77)	0:46.98 [11] (0:11.56)	0:35.42 [11] (0:11.76)	0:23.66 [11] (0:11.68)	0:35.42	-4
10	16 REAL MINT Girish Goomany	3	63.0	0:10.68	1:33.57 [10] (0:10.68)	1:22.89 [8] (0:11.75)	1:11.14 [7] (0:11.74)	0:59.40 [7] (0:11.87)	0:47.53 [8] (0:11.66)	0:35.87 [10] (0:11.87)	0:24.00 [10] (0:11.79)	0:35.87	-8

Scratched: Lyndall (#19), A Certain Maybe (#2), Avoid The Misstres (#17), Friend In Need (#7), Matte Black (#8), Rolling Rock (#1), Kareem (#3), Pauli (#20)

[] Ranking at each section and finish
 -:-:- No data available at this section
 NA No data available
 SCN Saddle cloth number
 DNF Did not finish
 DNT Did not track



Aquis Park Gold Coast Poly QLD Professional
Race 8: JARED POOLE DESIGN ARCHITECTS BENCHMARK 58
Handicap - 1540m
20 July 2024 - 16:32



Track Rating: Synthetic, Weather: Fine, Rail Position: True

Section		Overall	1400m	1200m	1000m	800m	600m	400m	Last 600m
Field Times		1:31.91 (0:10.19)	1:21.72 (0:11.48)	1:10.24 (0:11.76)	0:58.48 (0:11.68)	0:46.80 (0:11.46)	0:35.34 (0:11.49)	0:23.85 (0:11.70)	0:35.34

Rank	TAB	Horse/Jockey	Barrier	Top Speed [km/h]	Fastest Section	Overall	1400m	1200m	1000m	800m	600m	400m	Last 600m	Distance Travelled [m]
11	9	REPHRASE Scott Galloway	19	64.5 1400m	0:10.98 Overall	1:33.83 [11] (0:10.98)	1:22.85 [10] (0:11.59)	1:11.26 [9] (0:11.70)	0:59.56 [9] (0:11.79)	0:47.77 [9] (0:11.50)	0:36.27 [7] (0:11.48)	0:24.79 [6] (0:11.89)	0:36.27	-4
12	13	SUPER FENKEL Casey Waddell	20	63.5 800m	0:11.20 Overall	1:34.26 [12] (0:11.20)	1:23.06 [12] (0:11.87)	1:11.19 [12] (0:11.74)	0:59.45 [12] (0:11.83)	0:47.62 [12] (0:11.54)	0:36.08 [12] (0:11.75)	0:24.33 [12] (0:11.88)	0:36.08	+2

Scratched: Lyndall (#19), A Certain Maybe (#2), Avoid The Misstres (#17), Friend In Need (#7), Matte Black (#8), Rolling Rock (#1), Kareem (#3), Pauli (#20)

[] Ranking at each section and finish
 -:-:-:- No data available at this section
 NA No data available

SCN Saddle cloth number
 DNF Did not finish
 DNT Did not track



Aquis Park Gold Coast Poly QLD Professional
Race 8: JARED POOLE DESIGN ARCHITECTS BENCHMARK 58
Handicap - 1540m
20 July 2024 - 16:32



Track Rating: Synthetic, Weather: Fine, Rail Position: True

Section				200m				Last 600m	
Field Times				0:12.15 (0:12.15)				0:35.34	
Rank	TAB	Horse/Jockey	Barrier	Top Speed [km/h]	Fastest Section	Margin			Distance Travelled [m]
1	12	LUTON HOO Micheal Hellyer	11	65.0 800m	0:10.26 Overall	0:12.15 [1] (0:12.15)	1:31.91		0:35.28
2	15	GREGARIOUS Jai Williams	1	64.9 600m	0:10.19 Overall	0:12.26 [2] (0:12.26)	1L		0:35.55 -6
3	6	TUQIRI Paul Hammersley	18	65.3 600m	0:10.83 Overall	0:11.79 [5] (0:11.79)	3.3L		0:34.85 +7
4	10	TOROS Danny Peisley	13	64.9 800m	0:10.32 Overall	0:12.30 [3] (0:12.30)	3.5L		0:35.63 +4
5	14	THE GOLDEN SOUL Adin Thompson	6	64.7 600m	0:10.37 Overall	0:12.48 [4] (0:12.48)	5.5L		0:35.76 -6
6	18	EL KABONG Glenn Cahill	5	64.6 600m	0:10.66 Overall	0:12.23 [6] (0:12.23)	6L		0:35.64 -2
7	11	KASEAR Dan McGillivray	12	63.7 800m	0:10.50 Overall	0:12.11 [9] (0:12.11)	6.5L		0:35.72 +4
8	4	MISSION TO WIN Sean Cormack	17	64.4 600m	0:10.61 Overall	0:12.22 [8] (0:12.22)	6.6L		0:35.54 +9
9	5	HELL FOLLOWS Kirk Matheson	2	64.1 600m	0:11.11 Overall	0:11.98 [11] (0:11.98)	8.1L		0:35.42 -4
10	16	REAL MINT Girish Goomany	3	63.0 1400m	0:10.68 Overall	0:12.21 [10] (0:12.21)	8.9L		0:35.87 -8

Scratched: Lyndall (#19), A Certain Maybe (#2), Avoid The Misstres (#17), Friend In Need (#7), Matte Black (#8), Rolling Rock (#1), Kareem (#3), Pauli (#20)

[] Ranking at each section and finish
 -:-:- No data available at this section
 NA No data available

SCN Saddle cloth number
 DNF Did not finish
 DNT Did not track



Aquis Park Gold Coast Poly QLD Professional
Race 8: JARED POOLE DESIGN ARCHITECTS BENCHMARK 58
Handicap - 1540m
20 July 2024 - 16:32



Track Rating: Synthetic, Weather: Fine, Rail Position: True

Section				200m				Last 600m		
Field Times				0:12.15 (0:12.15)				0:35.34		
Rank	TAB	Horse/Jockey	Barrier	Top Speed [km/h]	Fastest Section	Margin			Distance Travelled [m]	
11	9	REPHRASE	19	64.5	0:10.98	0:12.90 [7]	10.4L		0:36.27	-4
		Scott Galloway		1400m	Overall	(0:12.90)				
12	13	SUPER FENKEL	20	63.5	0:11.20	0:12.45 [12]	12.9L		0:36.08	+2
		Casey Waddell		800m	Overall	(0:12.45)				

Scratched: Lyndall (#19), A Certain Maybe (#2), Avoid The Misstres (#17), Friend In Need (#7), Matte Black (#8), Rolling Rock (#1), Kareem (#3), Pauli (#20)



Horse/Jockey Name	Luton Hoo
Final Rank	1
Fastest Section Time (Section)	0:10.26 (Overall)
Top Speed [km/h] (Section)	65.0 (800m)
Race State	Finished

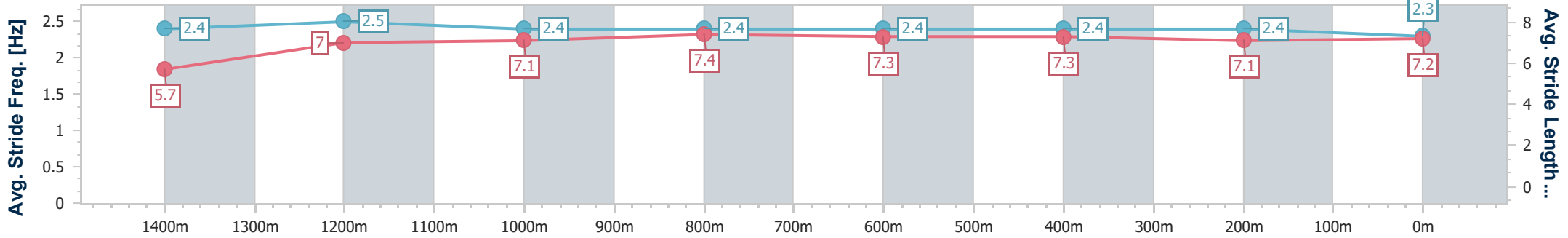
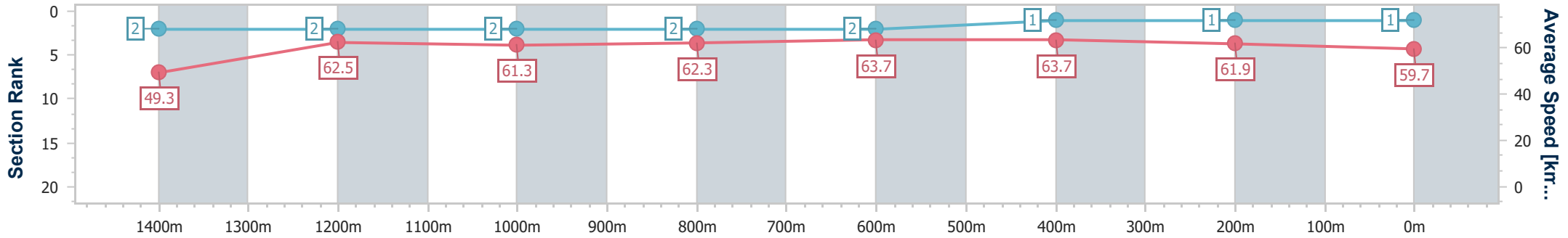


Aquis Park Gold Coast Poly QLD Professional
 Race 8: JARED POOLE DESIGN ARCHITECTS BENCHMARK 58
 Handicap - 1540m
 20 July 2024 - 16:32



Track Rating: Synthetic, Weather: Fine, Rail Position: True

Section	Overall	1400m	1200m	1000m	800m	600m	400m	200m
Section Times	1:31.91 [1] (0:10.26)	1:21.65 [2] (0:11.60)	1:10.05 [2] (0:11.73)	0:58.32 [2] (0:11.62)	0:46.70 [2] (0:11.42)	0:35.28 [2] (0:11.43)	0:23.85 [1] (0:11.70)	0:12.15 [1] (0:12.15)
Average Speed [km/h]	49.3	62.5	61.3	62.3	63.7	63.7	61.9	59.7
Top Speed [km/h]	63.5	63.6	62.5	63.4	65.0	64.4	62.9	61.5
Avg. Dist. to Rail [m]	4.9	1.0	1.2	1.3	2.2	2.2	3.4	4.3
Avg. Stride Freq. [Hz]	2.4	2.5	2.4	2.4	2.4	2.4	2.4	2.3
Avg. Stride Length [m]	5.7	7.0	7.1	7.4	7.3	7.3	7.1	7.2



- [] Ranking at each section and finish
- .-.- No data available at this section
- NA No data available



Horse/Jockey Name	Gregarious
Final Rank	2
Fastest Section Time (Section)	0:10.19 (Overall)
Top Speed [km/h] (Section)	64.9 (600m)
Race State	Finished

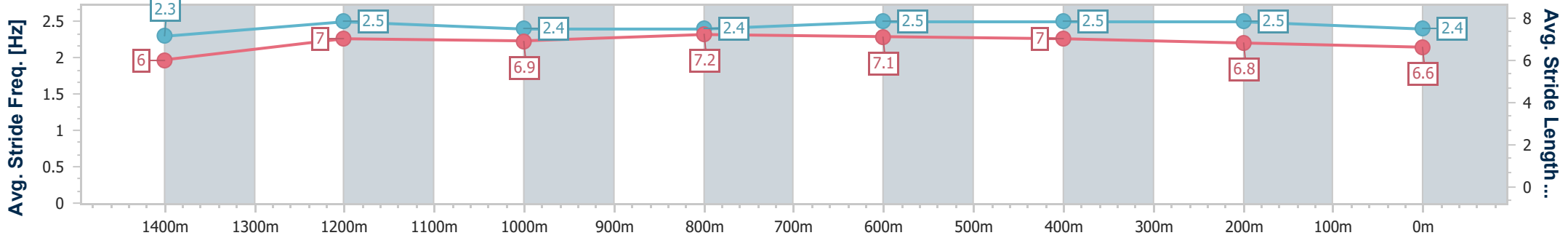
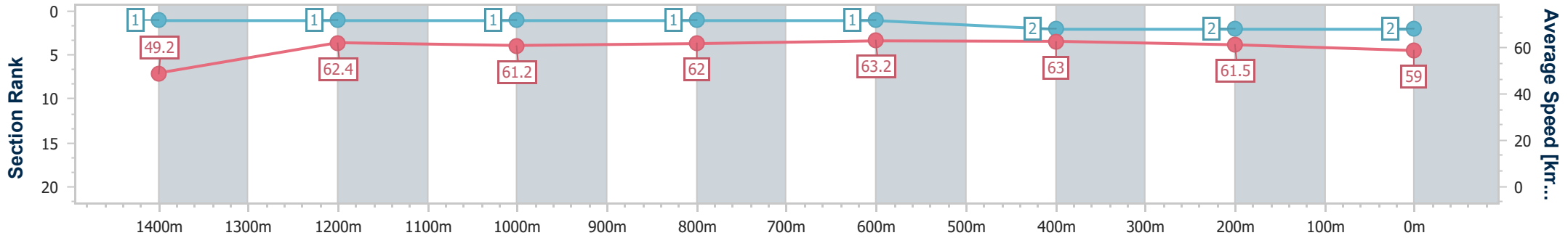


Aquis Park Gold Coast Poly QLD Professional
 Race 8: JARED POOLE DESIGN ARCHITECTS BENCHMARK 58
 Handicap - 1540m
 20 July 2024 - 16:32



Track Rating: Synthetic, Weather: Fine, Rail Position: True

Section	Overall	1400m	1200m	1000m	800m	600m	400m	200m
Section Times	1:32.12 [2] (0:10.19)	1:21.93 [1] (0:11.48)	1:10.45 [1] (0:11.76)	0:58.69 [1] (0:11.68)	0:47.01 [1] (0:11.46)	0:35.55 [1] (0:11.50)	0:24.05 [2] (0:11.79)	0:12.26 [2] (0:12.26)
Average Speed [km/h]	49.2	62.4	61.2	62.0	63.2	63.0	61.5	59.0
Top Speed [km/h]	64.0	64.0	62.1	63.2	64.8	64.9	62.8	60.6
Avg. Dist. to Rail [m]	1.3	0.9	0.5	1.1	1.1	1.3	3.9	5.2
Avg. Stride Freq. [Hz]	2.3	2.5	2.4	2.4	2.5	2.5	2.5	2.4
Avg. Stride Length [m]	6.0	7.0	6.9	7.2	7.1	7.0	6.8	6.6



- [] Ranking at each section and finish
- .-.- No data available at this section
- NA No data available



Horse/Jockey Name	Tuqiri
Final Rank	3
Fastest Section Time (Section)	0:10.83 (Overall)
Top Speed [km/h] (Section)	65.3 (600m)
Race State	Finished

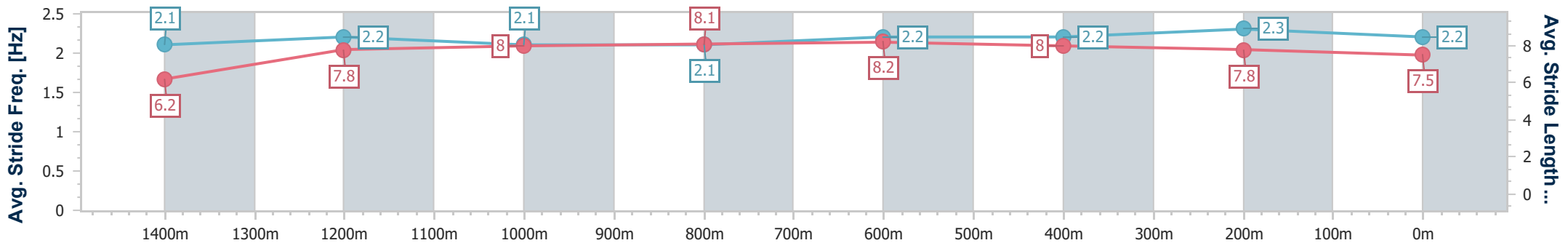
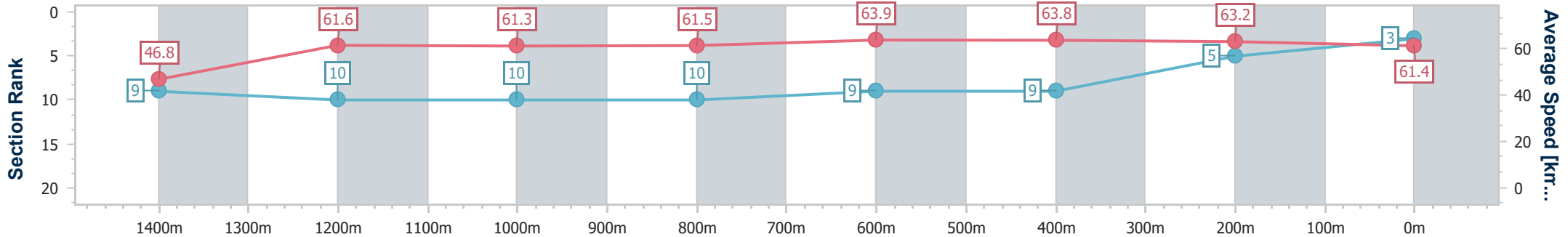


Aquis Park Gold Coast Poly QLD Professional
 Race 8: JARED POOLE DESIGN ARCHITECTS BENCHMARK 58
 Handicap - 1540m
 20 July 2024 - 16:32



Track Rating: Synthetic, Weather: Fine, Rail Position: True

Section	Overall	1400m	1200m	1000m	800m	600m	400m	200m
Section Times	1:32.54 [3] (0:10.83)	1:21.71 [9] (0:11.91)	1:09.80 [10] (0:11.70)	0:58.10 [10] (0:11.81)	0:46.29 [10] (0:11.44)	0:34.85 [9] (0:11.50)	0:23.35 [9] (0:11.56)	0:11.79 [5] (0:11.79)
Average Speed [km/h]	46.8	61.6	61.3	61.5	63.9	63.8	63.2	61.4
Top Speed [km/h]	59.6	63.4	62.1	63.2	64.2	65.3	64.2	63.0
Avg. Dist. to Rail [m]	8.9	2.4	2.6	3.0	2.5	4.1	7.1	7.2
Avg. Stride Freq. [Hz]	2.1	2.2	2.1	2.1	2.2	2.2	2.3	2.2
Avg. Stride Length [m]	6.2	7.8	8.0	8.1	8.2	8.0	7.8	7.5



- [] Ranking at each section and finish
- .-.- No data available at this section
- NA No data available



Horse/Jockey Name	Toros
Final Rank	4
Fastest Section Time (Section)	0:10.32 (Overall)
Top Speed [km/h] (Section)	64.9 (800m)
Race State	Finished

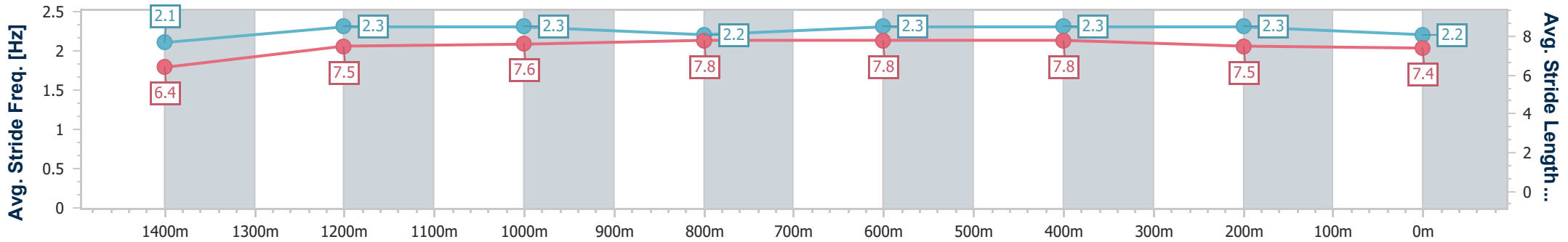
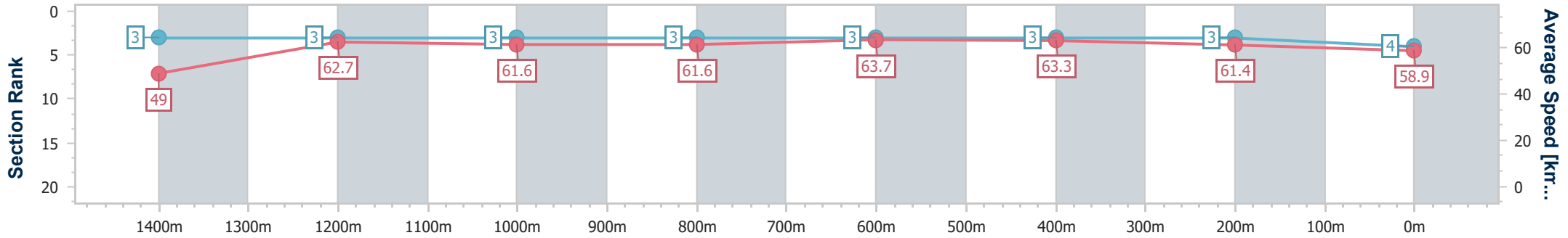


Aquis Park Gold Coast Poly QLD Professional
 Race 8: JARED POOLE DESIGN ARCHITECTS BENCHMARK 58
 Handicap - 1540m
 20 July 2024 - 16:32



Track Rating: Synthetic, Weather: Fine, Rail Position: True

Section	Overall	1400m	1200m	1000m	800m	600m	400m	200m
Section Times	1:32.60 [4] (0:10.32)	1:22.28 [3] (0:11.71)	1:10.57 [3] (0:11.72)	0:58.85 [3] (0:11.75)	0:47.10 [3] (0:11.47)	0:35.63 [3] (0:11.56)	0:24.07 [3] (0:11.77)	0:12.30 [3] (0:12.30)
Average Speed [km/h]	49.0	62.7	61.6	61.6	63.7	63.3	61.4	58.9
Top Speed [km/h]	64.3	64.3	62.6	62.8	64.9	64.7	62.6	60.1
Avg. Dist. to Rail [m]	7.1	2.8	2.8	2.2	2.9	3.5	3.7	5.1
Avg. Stride Freq. [Hz]	2.1	2.3	2.3	2.2	2.3	2.3	2.3	2.2
Avg. Stride Length [m]	6.4	7.5	7.6	7.8	7.8	7.8	7.5	7.4



- [] Ranking at each section and finish
- .-.- No data available at this section
- NA No data available



Horse/Jockey Name	The Golden Soul
Final Rank	5
Fastest Section Time (Section)	0:10.37 (Overall)
Top Speed [km/h] (Section)	64.7 (600m)
Race State	Finished

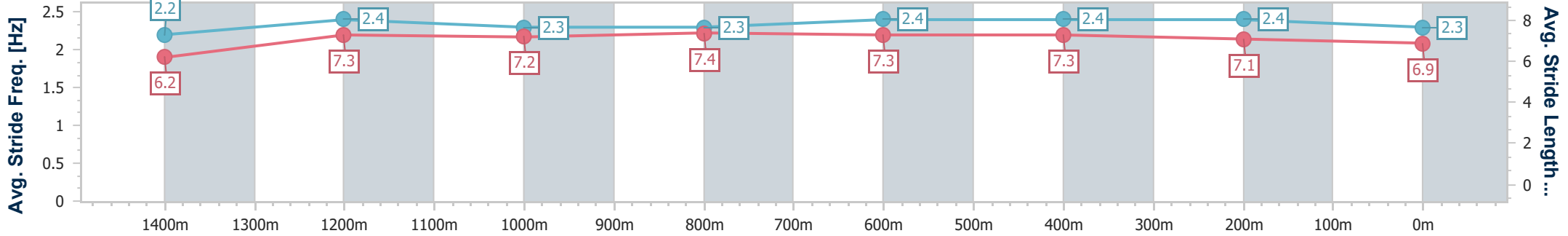
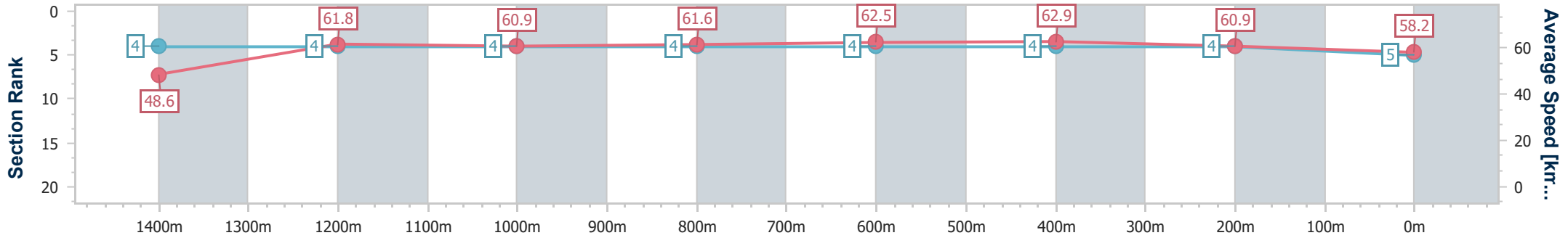


Aquis Park Gold Coast Poly QLD Professional
 Race 8: JARED POOLE DESIGN ARCHITECTS BENCHMARK 58
 Handicap - 1540m
 20 July 2024 - 16:32



Track Rating: Synthetic, Weather: Fine, Rail Position: True

Section	Overall	1400m	1200m	1000m	800m	600m	400m	200m
Section Times	1:32.95 [5] (0:10.37)	1:22.58 [4] (0:11.72)	1:10.86 [4] (0:11.79)	0:59.07 [4] (0:11.75)	0:47.32 [4] (0:11.56)	0:35.76 [4] (0:11.43)	0:24.33 [4] (0:11.85)	0:12.48 [4] (0:12.48)
Average Speed [km/h]	48.6	61.8	60.9	61.6	62.5	62.9	60.9	58.2
Top Speed [km/h]	61.2	63.1	62.0	62.3	64.4	64.7	62.3	60.9
Avg. Dist. to Rail [m]	3.9	0.4	0.8	0.7	0.9	0.7	0.5	0.2
Avg. Stride Freq. [Hz]	2.2	2.4	2.3	2.3	2.4	2.4	2.4	2.3
Avg. Stride Length [m]	6.2	7.3	7.2	7.4	7.3	7.3	7.1	6.9



- [] Ranking at each section and finish
- .-.- No data available at this section
- NA No data available



Horse/Jockey Name	El Kabong
Final Rank	6
Fastest Section Time (Section)	0:10.66 (Overall)
Top Speed [km/h] (Section)	64.6 (600m)
Race State	Finished

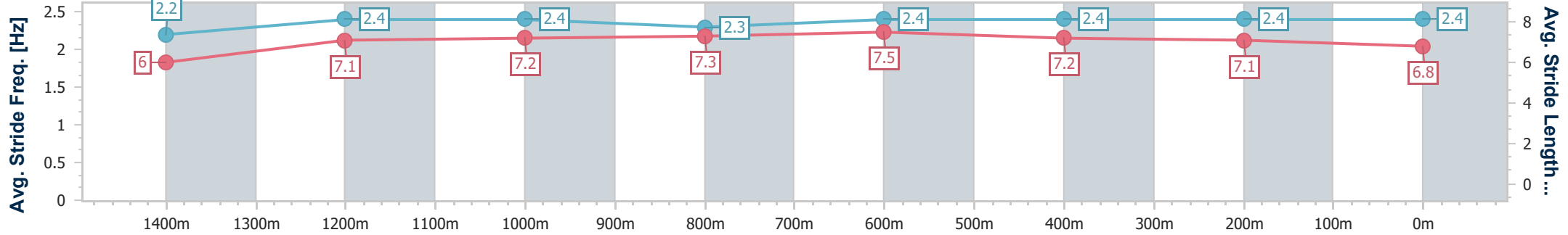
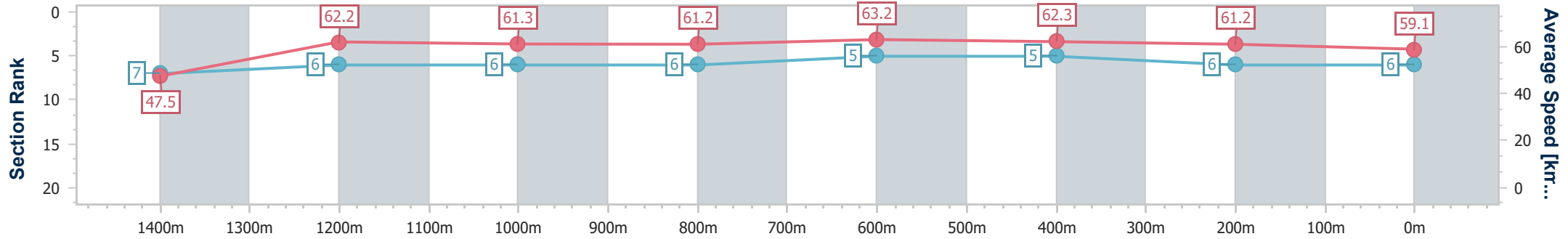


Aquis Park Gold Coast Poly QLD Professional
 Race 8: JARED POOLE DESIGN ARCHITECTS BENCHMARK 58
 Handicap - 1540m
 20 July 2024 - 16:32



Track Rating: Synthetic, Weather: Fine, Rail Position: True

Section	Overall	1400m	1200m	1000m	800m	600m	400m	200m
Section Times	1:33.04 [6] (0:10.66)	1:22.38 [7] (0:11.62)	1:10.76 [6] (0:11.75)	0:59.01 [6] (0:11.79)	0:47.22 [6] (0:11.58)	0:35.64 [5] (0:11.59)	0:24.05 [5] (0:11.82)	0:12.23 [6] (0:12.23)
Average Speed [km/h]	47.5	62.2	61.3	61.2	63.2	62.3	61.2	59.1
Top Speed [km/h]	63.0	63.3	62.9	63.3	64.6	64.6	62.5	60.8
Avg. Dist. to Rail [m]	3.2	0.8	1.7	1.7	2.3	1.4	2.0	2.6
Avg. Stride Freq. [Hz]	2.2	2.4	2.4	2.3	2.4	2.4	2.4	2.4
Avg. Stride Length [m]	6.0	7.1	7.2	7.3	7.5	7.2	7.1	6.8



- [] Ranking at each section and finish
- .-.- No data available at this section
- NA No data available



Horse/Jockey Name	Kasear
Final Rank	7
Fastest Section Time (Section)	0:10.50 (Overall)
Top Speed [km/h] (Section)	63.7 (800m)
Race State	Finished

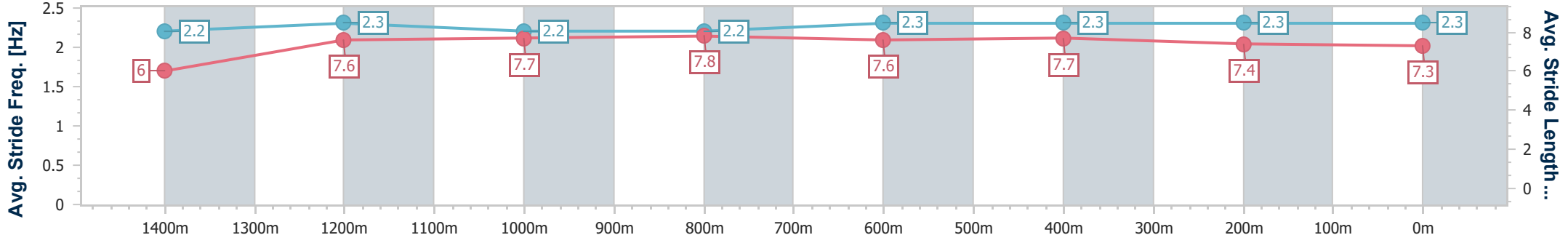
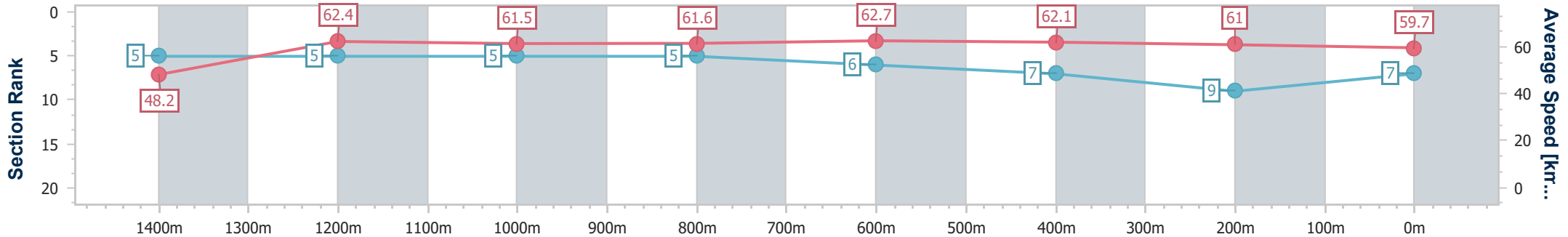


Aquis Park Gold Coast Poly QLD Professional
 Race 8: JARED POOLE DESIGN ARCHITECTS BENCHMARK 58
 Handicap - 1540m
 20 July 2024 - 16:32



Track Rating: Synthetic, Weather: Fine, Rail Position: True

Section	Overall	1400m	1200m	1000m	800m	600m	400m	200m
Section Times	1:33.14 [7] (0:10.50)	1:22.64 [5] (0:11.74)	1:10.90 [5] (0:11.72)	0:59.18 [5] (0:11.80)	0:47.38 [5] (0:11.66)	0:35.72 [6] (0:11.73)	0:23.99 [7] (0:11.88)	0:12.11 [9] (0:12.11)
Average Speed [km/h]	48.2	62.4	61.5	61.6	62.7	62.1	61.0	59.7
Top Speed [km/h]	62.5	62.8	62.8	63.4	63.7	63.6	61.7	61.3
Avg. Dist. to Rail [m]	5.4	2.4	4.2	4.1	3.1	2.6	3.1	3.4
Avg. Stride Freq. [Hz]	2.2	2.3	2.2	2.2	2.3	2.3	2.3	2.3
Avg. Stride Length [m]	6.0	7.6	7.7	7.8	7.6	7.7	7.4	7.3



- [] Ranking at each section and finish
- .-.- No data available at this section
- NA No data available



Horse/Jockey Name	Mission To Win
Final Rank	8
Fastest Section Time (Section)	0:10.61 (Overall)
Top Speed [km/h] (Section)	64.4 (600m)
Race State	Finished

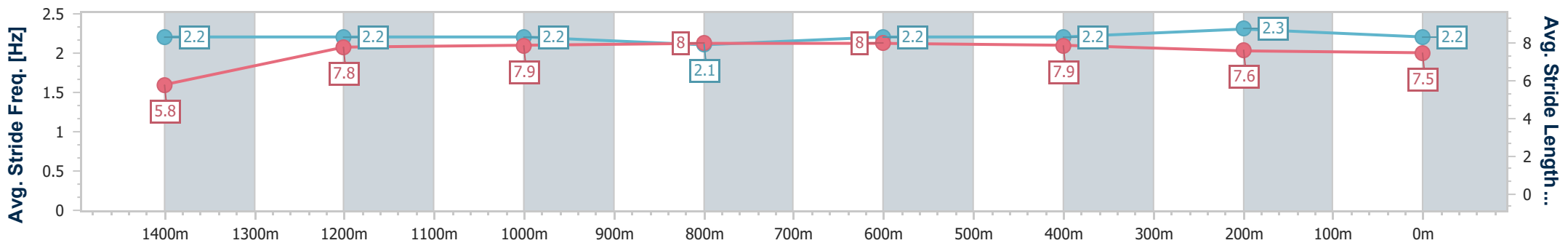
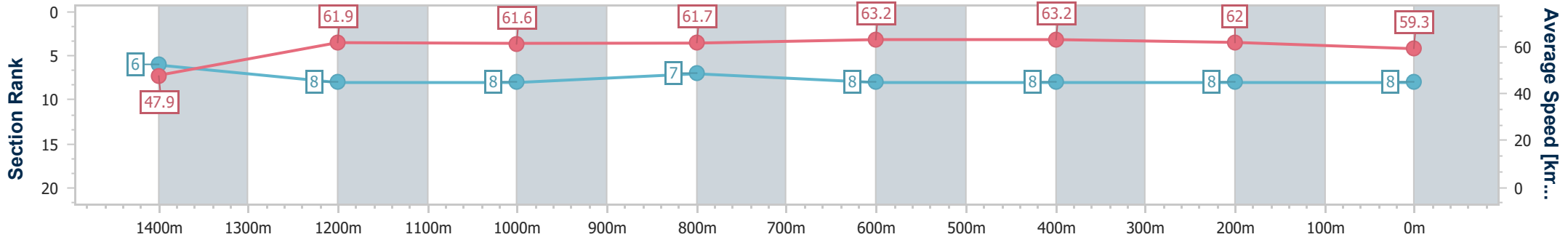


Aquis Park Gold Coast Poly QLD Professional
 Race 8: JARED POOLE DESIGN ARCHITECTS BENCHMARK 58
 Handicap - 1540m
 20 July 2024 - 16:32



Track Rating: Synthetic, Weather: Fine, Rail Position: True

Section	Overall	1400m	1200m	1000m	800m	600m	400m	200m
Section Times	1:33.15 [8] (0:10.61)	1:22.54 [6] (0:11.91)	1:10.63 [8] (0:11.67)	0:58.96 [8] (0:11.82)	0:47.14 [7] (0:11.60)	0:35.54 [8] (0:11.58)	0:23.96 [8] (0:11.74)	0:12.22 [8] (0:12.22)
Average Speed [km/h]	47.9	61.9	61.6	61.7	63.2	63.2	62.0	59.3
Top Speed [km/h]	62.3	63.6	62.4	63.1	63.6	64.4	62.8	61.2
Avg. Dist. to Rail [m]	8.4	3.3	3.3	2.8	3.4	3.8	6.2	7.3
Avg. Stride Freq. [Hz]	2.2	2.2	2.2	2.1	2.2	2.2	2.3	2.2
Avg. Stride Length [m]	5.8	7.8	7.9	8.0	8.0	7.9	7.6	7.5



- [] Ranking at each section and finish
- .-.- No data available at this section
- NA No data available



Horse/Jockey Name	Hell Follows
Final Rank	9
Fastest Section Time (Section)	0:11.11 (Overall)
Top Speed [km/h] (Section)	64.1 (600m)
Race State	Finished

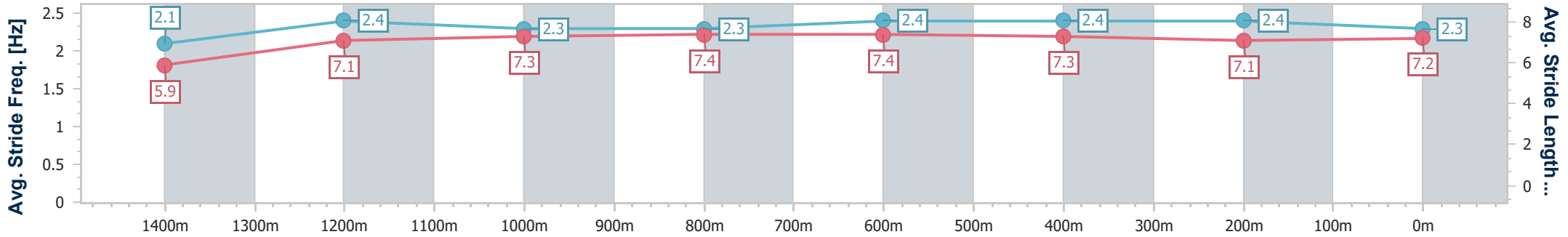
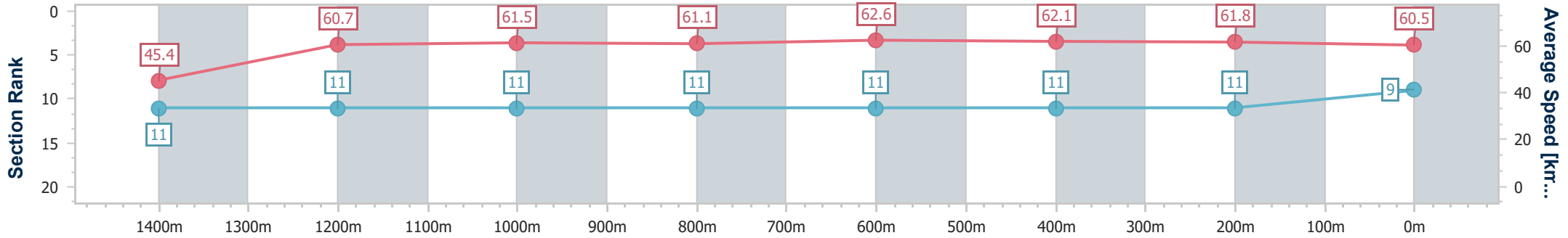


Aquis Park Gold Coast Poly QLD Professional
 Race 8: JARED POOLE DESIGN ARCHITECTS BENCHMARK 58
 Handicap - 1540m
 20 July 2024 - 16:32



Track Rating: Synthetic, Weather: Fine, Rail Position: True

Section	Overall	1400m	1200m	1000m	800m	600m	400m	200m
Section Times	1:33.41 [9] (0:11.11)	1:22.30 [11] (0:11.84)	1:10.46 [11] (0:11.71)	0:58.75 [11] (0:11.77)	0:46.98 [11] (0:11.56)	0:35.42 [11] (0:11.76)	0:23.66 [11] (0:11.68)	0:11.98 [11] (0:11.98)
Average Speed [km/h]	45.4	60.7	61.5	61.1	62.6	62.1	61.8	60.5
Top Speed [km/h]	60.8	61.3	62.3	62.5	63.8	64.1	64.0	63.7
Avg. Dist. to Rail [m]	1.2	0.3	1.0	0.9	1.2	2.1	3.2	4.0
Avg. Stride Freq. [Hz]	2.1	2.4	2.3	2.3	2.4	2.4	2.4	2.3
Avg. Stride Length [m]	5.9	7.1	7.3	7.4	7.4	7.3	7.1	7.2



- [] Ranking at each section and finish
- .-.- No data available at this section
- NA No data available



Horse/Jockey Name	Real Mint
Final Rank	10
Fastest Section Time (Section)	0:10.68 (Overall)
Top Speed [km/h] (Section)	63.0 (1400m)
Race State	Finished

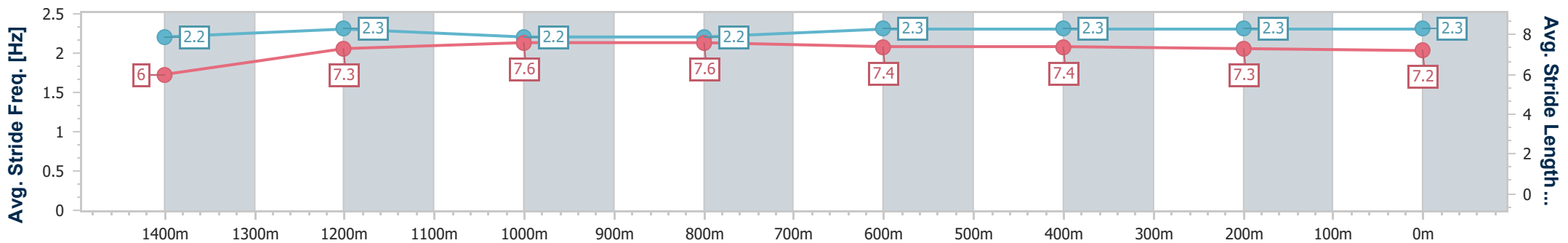
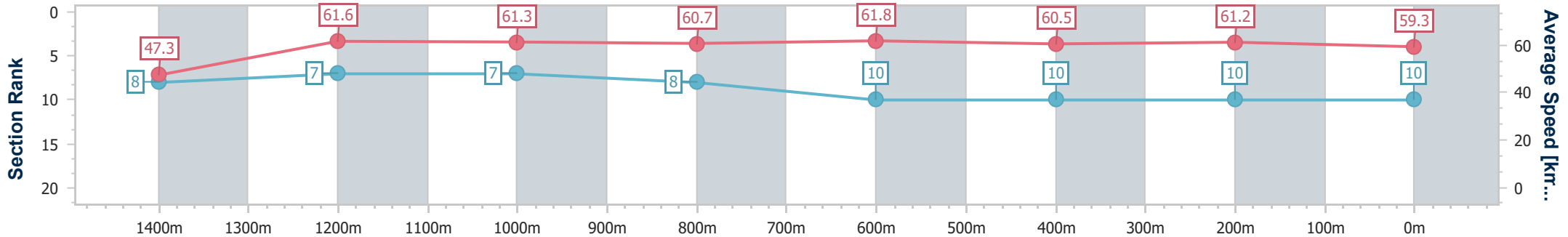


Aquis Park Gold Coast Poly QLD Professional
 Race 8: JARED POOLE DESIGN ARCHITECTS BENCHMARK 58
 Handicap - 1540m
 20 July 2024 - 16:32



Track Rating: Synthetic, Weather: Fine, Rail Position: True

Section	Overall	1400m	1200m	1000m	800m	600m	400m	200m
Section Times	1:33.57 [10] (0:10.68)	1:22.89 [8] (0:11.75)	1:11.14 [7] (0:11.74)	0:59.40 [7] (0:11.87)	0:47.53 [8] (0:11.66)	0:35.87 [10] (0:11.87)	0:24.00 [10] (0:11.79)	0:12.21 [10] (0:12.21)
Average Speed [km/h]	47.3	61.6	61.3	60.7	61.8	60.5	61.2	59.3
Top Speed [km/h]	61.4	63.0	62.3	61.3	62.1	62.0	62.5	61.8
Avg. Dist. to Rail [m]	2.3	0.5	1.0	0.6	0.5	0.5	0.7	0.5
Avg. Stride Freq. [Hz]	2.2	2.3	2.2	2.2	2.3	2.3	2.3	2.3
Avg. Stride Length [m]	6.0	7.3	7.6	7.6	7.4	7.4	7.3	7.2



- [] Ranking at each section and finish
- .-.- No data available at this section
- NA No data available



Horse/Jockey Name	Rephrase
Final Rank	11
Fastest Section Time (Section)	0:10.98 (Overall)
Top Speed [km/h] (Section)	64.5 (1400m)
Race State	Finished

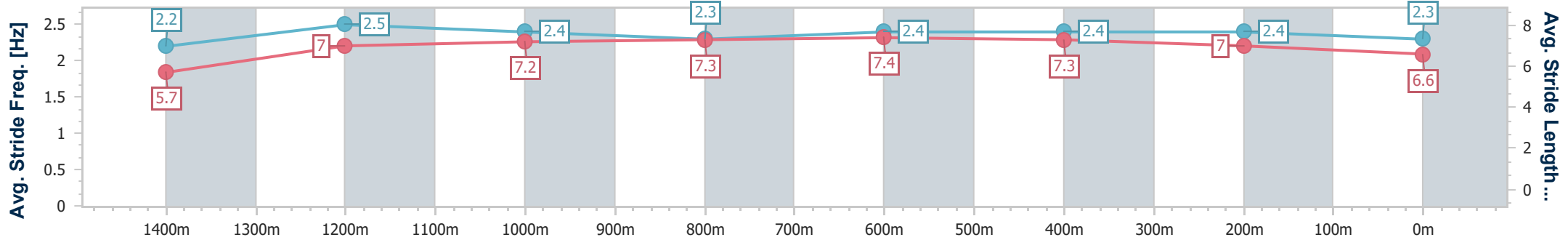
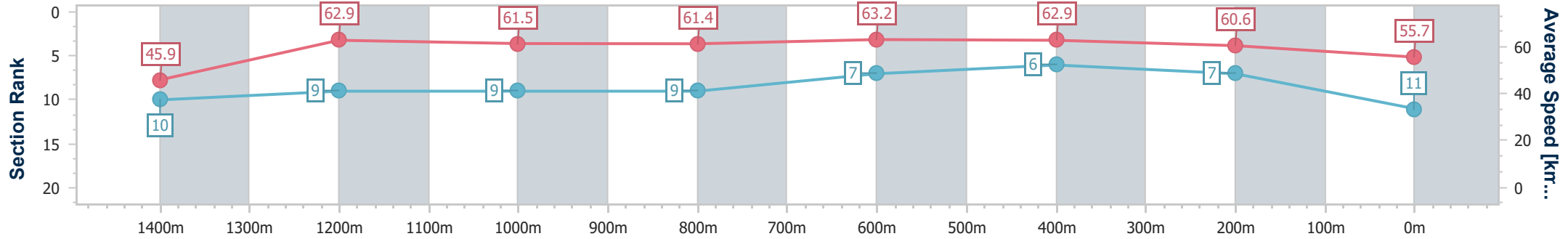


Aquis Park Gold Coast Poly QLD Professional
 Race 8: JARED POOLE DESIGN ARCHITECTS BENCHMARK 58
 Handicap - 1540m
 20 July 2024 - 16:32



Track Rating: Synthetic, Weather: Fine, Rail Position: True

Section	Overall	1400m	1200m	1000m	800m	600m	400m	200m
Section Times	1:33.83 [11] (0:10.98)	1:22.85 [10] (0:11.59)	1:11.26 [9] (0:11.70)	0:59.56 [9] (0:11.79)	0:47.77 [9] (0:11.50)	0:36.27 [7] (0:11.48)	0:24.79 [6] (0:11.89)	0:12.90 [7] (0:12.90)
Average Speed [km/h]	45.9	62.9	61.5	61.4	63.2	62.9	60.6	55.7
Top Speed [km/h]	62.1	64.5	62.1	63.2	64.3	64.4	62.4	59.7
Avg. Dist. to Rail [m]	10.4	1.5	1.5	1.7	1.8	0.9	1.5	2.4
Avg. Stride Freq. [Hz]	2.2	2.5	2.4	2.3	2.4	2.4	2.4	2.3
Avg. Stride Length [m]	5.7	7.0	7.2	7.3	7.4	7.3	7.0	6.6



- [] Ranking at each section and finish
- .-.- No data available at this section
- NA No data available



Horse/Jockey Name	Super Fenkel
Final Rank	12
Fastest Section Time (Section)	0:11.20 (Overall)
Top Speed [km/h] (Section)	63.5 (800m)
Race State	Finished

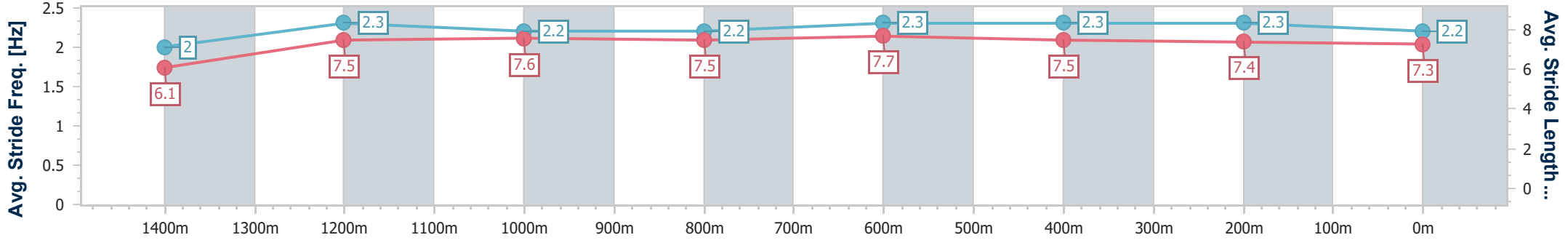
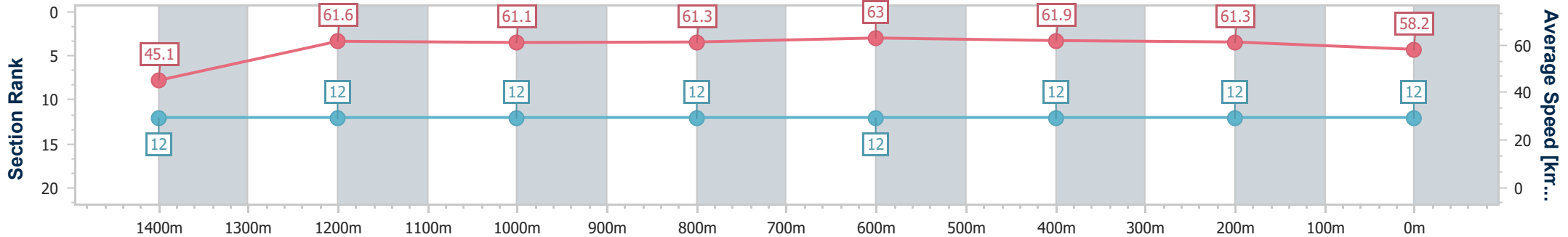


Aquis Park Gold Coast Poly QLD Professional
 Race 8: JARED POOLE DESIGN ARCHITECTS BENCHMARK 58
 Handicap - 1540m
 20 July 2024 - 16:32



Track Rating: Synthetic, Weather: Fine, Rail Position: True

Section	Overall	1400m	1200m	1000m	800m	600m	400m	200m
Section Times	1:34.26 [12] (0:11.20)	1:23.06 [12] (0:11.87)	1:11.19 [12] (0:11.74)	0:59.45 [12] (0:11.83)	0:47.62 [12] (0:11.54)	0:36.08 [12] (0:11.75)	0:24.33 [12] (0:11.88)	0:12.45 [12] (0:12.45)
Average Speed [km/h]	45.1	61.6	61.1	61.3	63.0	61.9	61.3	58.2
Top Speed [km/h]	62.0	62.2	61.9	62.3	63.5	63.2	62.4	60.0
Avg. Dist. to Rail [m]	8.2	1.7	2.5	1.7	1.5	2.7	6.2	7.1
Avg. Stride Freq. [Hz]	2.0	2.3	2.2	2.2	2.3	2.3	2.3	2.2
Avg. Stride Length [m]	6.1	7.5	7.6	7.5	7.7	7.5	7.4	7.3



- [] Ranking at each section and finish
- .-.- No data available at this section
- NA No data available