



Ladbrokes Cannon Park QLD Professional

Race 10: ARCHERS THE STRATA PROFESSIONALS Class 6 Plate - 1250m

18 July 2024 - 16:52



Track Rating: Soft 5, Weather: Fine, Rail Position: True

Section												Last 600m		
Field Times		Overall	1000m	800m	600m	400m	200m						0:35.43	
		1:14.90 (0:16.44)	0:58.46 (0:11.47)	0:46.99 (0:11.56)	0:35.43 (0:11.78)	0:23.65 (0:11.77)	0:11.88 (0:11.88)							
Rank	TAB	Horse/Jockey	Barrier	Top Speed [km/h]	Fastest Section							Margin	Distance Travelled [m]	
1	10	STATS Nathan Day	13	66.5 800m	0:11.05 800m	1:14.90 [1] (0:17.57)	0:57.33 [10] (0:11.68)	0:45.65 [9] (0:11.05)	0:34.60 [8] (0:11.59)	0:23.01 [8] (0:11.34)	0:11.67 [6] (0:11.67)	1:14.90	0:34.60	
2	5	OUTBACK ACTION Chris Whiteley	9	66.3 800m	0:11.24 800m	1:15.04 [2] (0:17.04)	0:58.00 [5] (0:11.48)	0:46.52 [4] (0:11.24)	0:35.28 [4] (0:11.77)	0:23.51 [5] (0:11.60)	0:11.91 [3] (0:11.91)	0.85L	0:35.28	-10
3	6	BRINGYATICKET Justin Huxtable	3	65.5 800m	0:11.30 800m	1:15.17 [3] (0:17.00)	0:58.17 [4] (0:11.66)	0:46.51 [5] (0:11.30)	0:35.21 [5] (0:11.59)	0:23.62 [6] (0:11.73)	0:11.89 [7] (0:11.89)	1.61L	0:35.21	-15
4	1	ARMOUR FORCE Ryan Wiggins	1	67.4 600m	0:11.27 600m	1:15.19 [4] (0:17.28)	0:57.91 [6] (0:11.63)	0:46.28 [6] (0:11.28)	0:35.00 [6] (0:11.27)	0:23.73 [4] (0:11.56)	0:12.17 [1] (0:12.17)	1.7L	0:35.00	-19
5	9	CHICKERARTIE Jackson Murphy	14	67.6 Overall	0:11.47 1000m	1:15.21 [5] (0:16.44)	0:58.77 [1] (0:11.47)	0:47.30 [1] (0:11.56)	0:35.74 [1] (0:11.80)	0:23.94 [3] (0:11.82)	0:12.12 [2] (0:12.12)	1.85L	0:35.74	-15
6	8	TYCOON BEAU Masayuki Abe	6	66.1 600m	0:11.12 800m	1:15.26 [6] (0:17.44)	0:57.82 [8] (0:11.76)	0:46.06 [8] (0:11.12)	0:34.94 [9] (0:11.38)	0:23.56 [7] (0:11.62)	0:11.94 [8] (0:11.94)	2.13L	0:34.94	-12
7	2	CASHIN' CHEX Leah Martyn	4	66.1 600m	0:11.16 800m	1:15.44 [7] (0:17.36)	0:58.08 [7] (0:11.75)	0:46.33 [7] (0:11.16)	0:35.17 [7] (0:11.73)	0:23.44 [9] (0:11.71)	0:11.73 [10] (0:11.73)	3.19L	0:35.17	-9
8	3	CRYSTAL CHIEF Ashley Butler	10	65.0 Overall	0:11.39 800m	1:15.59 [8] (0:16.68)	0:58.91 [2] (0:11.42)	0:47.49 [2] (0:11.39)	0:36.10 [2] (0:11.76)	0:24.34 [1] (0:11.89)	0:12.45 [4] (0:12.45)	4.07L	0:36.10	-11
9	12	ANDALUS Scott Sheargold	11	66.4 600m	0:11.11 800m	1:15.80 [9] (0:17.65)	0:58.15 [12] (0:11.82)	0:46.33 [12] (0:11.11)	0:35.22 [11] (0:11.42)	0:23.80 [10] (0:11.70)	0:12.10 [9] (0:12.10)	5.29L	0:35.22	-8
10	11	TAVISTEEL Chelsea Jokic	2	65.1 800m	0:11.32 800m	1:15.80 [10] (0:16.78)	0:59.02 [3] (0:11.48)	0:47.54 [3] (0:11.32)	0:36.22 [3] (0:11.68)	0:24.54 [2] (0:11.94)	0:12.60 [5] (0:12.60)	5.29L	0:36.22	-16

Scratched: Spirit Meister (#14), Crowning Moment (#13)



Ladbrokes Cannon Park QLD Professional

Race 10: ARCHERS THE STRATA PROFESSIONALS Class 6 Plate - 1250m

18 July 2024 - 16:52



Track Rating: Soft 5, Weather: Fine, Rail Position: True

Section	Overall	1000m	800m	600m	400m	200m	Last 600m
Field Times	1:14.90 (0:16.44)	0:58.46 (0:11.47)	0:46.99 (0:11.56)	0:35.43 (0:11.78)	0:23.65 (0:11.77)	0:11.88 (0:11.88)	0:35.43

Rank	TAB	Horse/Jockey	Barrier	Top Speed [km/h]	Fastest Section	Overall	1000m	800m	600m	400m	200m	Margin	Distance Travelled [m]
11	4	INVESTOR Zac Sprie	12	65.2 800m	0:11.27 800m	1:16.00 [11] (0:17.59)	0:58.41 [11] (0:11.75)	0:46.66 [10] (0:11.27)	0:35.39 [12] (0:11.63)	0:23.76 [12] (0:11.84)	0:11.92 [11] (0:11.92)	6.49L	0:35.39 -5
12	7	REALEZA Nathan Thomas	8	65.3 600m	0:11.21 800m	1:18.30 [12] (0:17.45)	1:00.85 [9] (0:11.90)	0:48.95 [11] (0:11.21)	0:37.74 [10] (0:11.50)	0:26.24 [11] (0:12.18)	0:14.06 [12] (0:14.06)	19.98L	0:37.74 -21

Scratched: Spirit Meister (#14), Crowning Moment (#13)

[] Ranking at each section and finish
 -:--:-- No data available at this section
 NA No data available

SCN Saddle cloth number
 DNF Did not finish
 DNT Did not track



Horse/Jockey Name	Stats
Final Rank	1
Fastest Section Time (Section)	0:11.05 (800m)
Top Speed [km/h] (Section)	66.5 (800m)
Race State	Finished



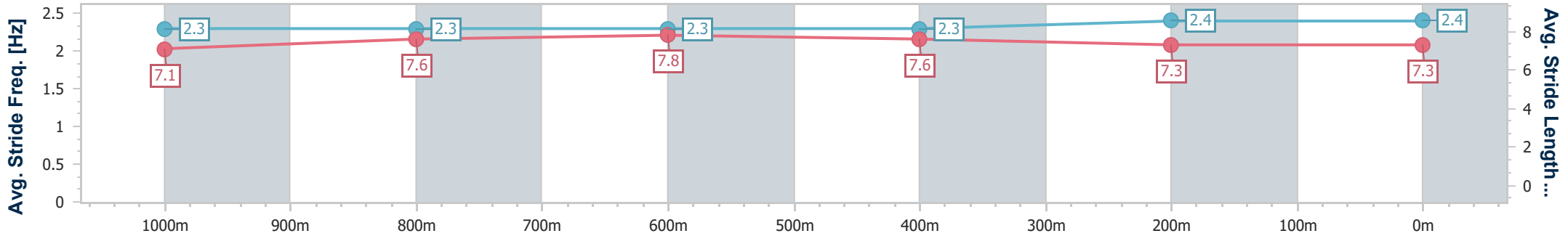
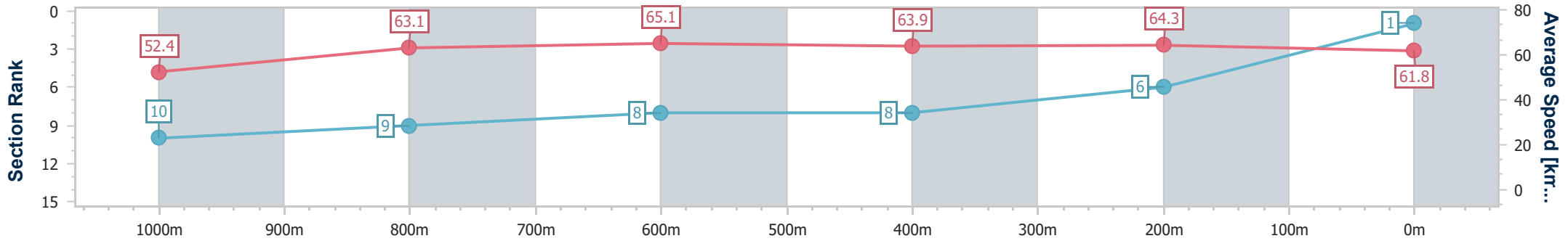
Ladbrokes Cannon Park QLD Professional
Race 10: ARCHERS THE STRATA PROFESSIONALS Class 6
Plate - 1250m



18 July 2024 - 16:52

Track Rating: Soft 5, Weather: Fine, Rail Position: True

Section	Overall	1000m	800m	600m	400m	200m
Section Times	1:14.90 [1] (0:17.57)	0:57.33 [10] (0:11.68)	0:45.65 [9] (0:11.05)	0:34.60 [8] (0:11.59)	0:23.01 [8] (0:11.34)	0:11.67 [6] (0:11.67)
Average Speed [km/h]	52.4	63.1	65.1	63.9	64.3	61.8
Top Speed [km/h]	64.2	64.6	66.5	65.1	66.0	64.0
Avg. Dist. to Rail [m]	11.7	4.1	4.0	4.3	6.4	9.7
Avg. Stride Freq. [Hz]	2.3	2.3	2.3	2.3	2.4	2.4
Avg. Stride Length [m]	7.1	7.6	7.8	7.6	7.3	7.3



- [] Ranking at each section and finish
- .-.- No data available at this section
- NA No data available



Horse/Jockey Name	Outback Action
Final Rank	2
Fastest Section Time (Section)	0:11.24 (800m)
Top Speed [km/h] (Section)	66.3 (800m)
Race State	Finished



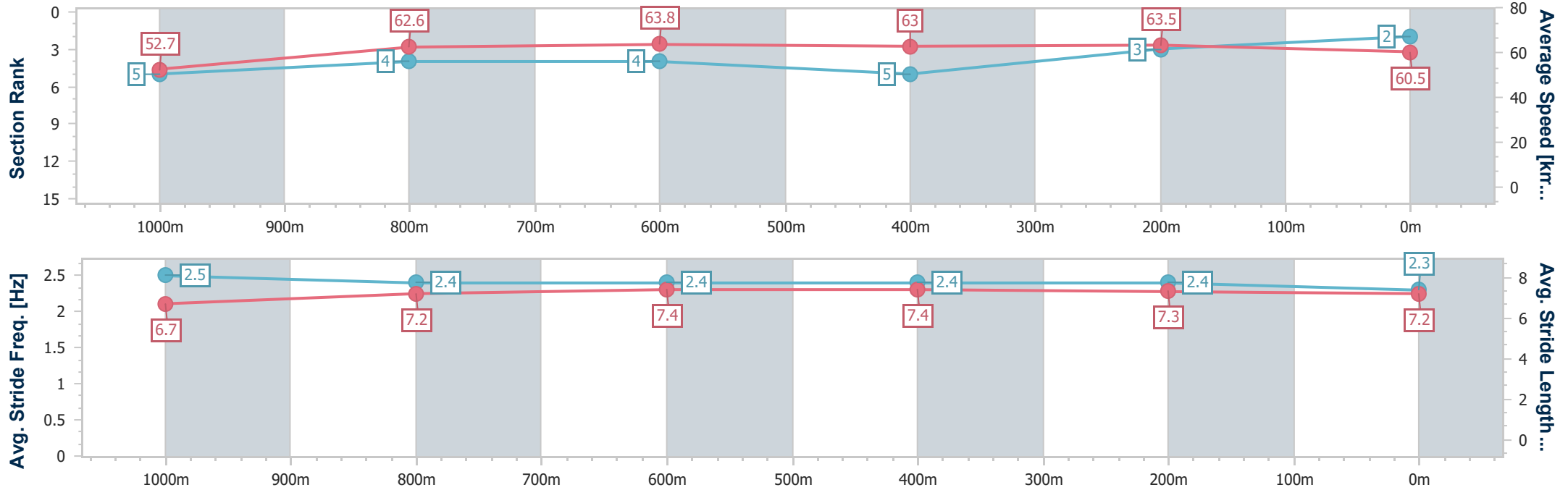
Ladbrokes Cannon Park QLD Professional
 Race 10: ARCHERS THE STRATA PROFESSIONALS Class 6
 Plate - 1250m



18 July 2024 - 16:52

Track Rating: Soft 5, Weather: Fine, Rail Position: True

Section	Overall	1000m	800m	600m	400m	200m
Section Times	1:15.04 [2] (0:17.04)	0:58.00 [5] (0:11.48)	0:46.52 [4] (0:11.24)	0:35.28 [4] (0:11.77)	0:23.51 [5] (0:11.60)	0:11.91 [3] (0:11.91)
Average Speed [km/h]	52.7	62.6	63.8	63.0	63.5	60.5
Top Speed [km/h]	63.4	63.9	66.3	65.3	64.5	62.5
Avg. Dist. to Rail [m]	3.0	1.1	2.4	4.0	8.4	7.7
Avg. Stride Freq. [Hz]	2.5	2.4	2.4	2.4	2.4	2.3
Avg. Stride Length [m]	6.7	7.2	7.4	7.4	7.3	7.2



- [] Ranking at each section and finish
- .-.- No data available at this section
- NA No data available



Horse/Jockey Name	Bringyaticket
Final Rank	3
Fastest Section Time (Section)	0:11.30 (800m)
Top Speed [km/h] (Section)	65.5 (800m)
Race State	Finished



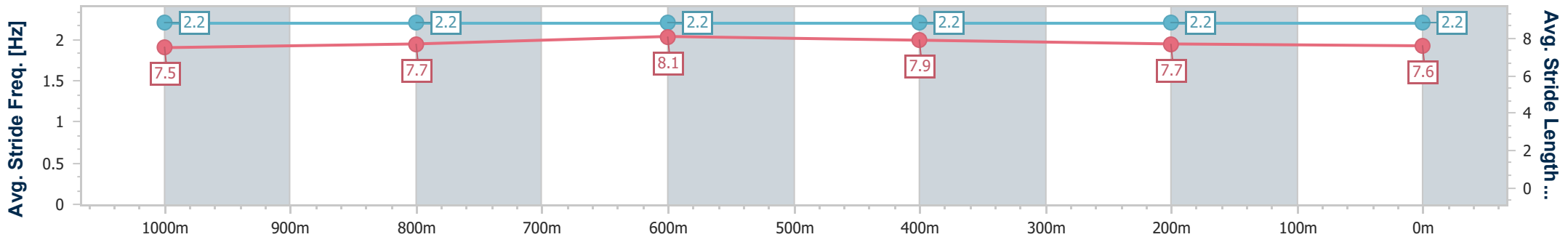
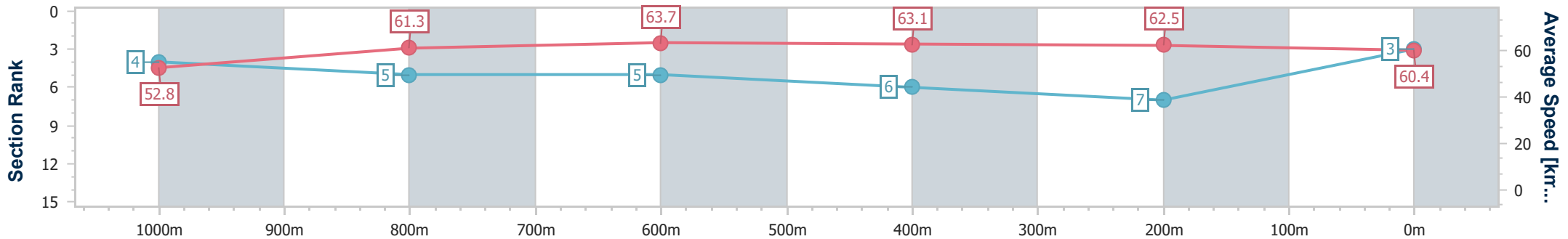
Ladbrokes Cannon Park QLD Professional
Race 10: ARCHERS THE STRATA PROFESSIONALS Class 6
Plate - 1250m



18 July 2024 - 16:52

Track Rating: Soft 5, Weather: Fine, Rail Position: True

Section	Overall	1000m	800m	600m	400m	200m
Section Times	1:15.17 [3] (0:17.00)	0:58.17 [4] (0:11.66)	0:46.51 [5] (0:11.30)	0:35.21 [5] (0:11.59)	0:23.62 [6] (0:11.73)	0:11.89 [7] (0:11.89)
Average Speed [km/h]	52.8	61.3	63.7	63.1	62.5	60.4
Top Speed [km/h]	63.4	63.2	65.5	64.2	63.1	62.5
Avg. Dist. to Rail [m]	1.0	1.0	1.7	2.6	6.4	4.7
Avg. Stride Freq. [Hz]	2.2	2.2	2.2	2.2	2.2	2.2
Avg. Stride Length [m]	7.5	7.7	8.1	7.9	7.7	7.6



- [] Ranking at each section and finish
- .-.- No data available at this section
- NA No data available



Horse/Jockey Name	Armour Force
Final Rank	4
Fastest Section Time (Section)	0:11.27 (600m)
Top Speed [km/h] (Section)	67.4 (600m)
Race State	Finished



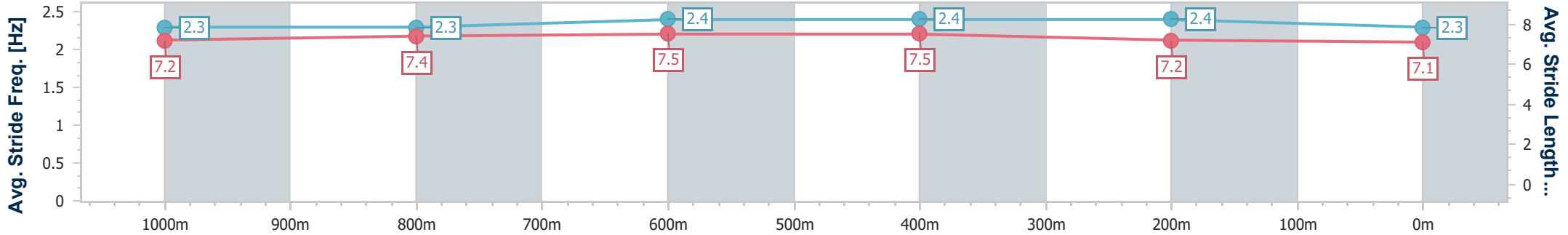
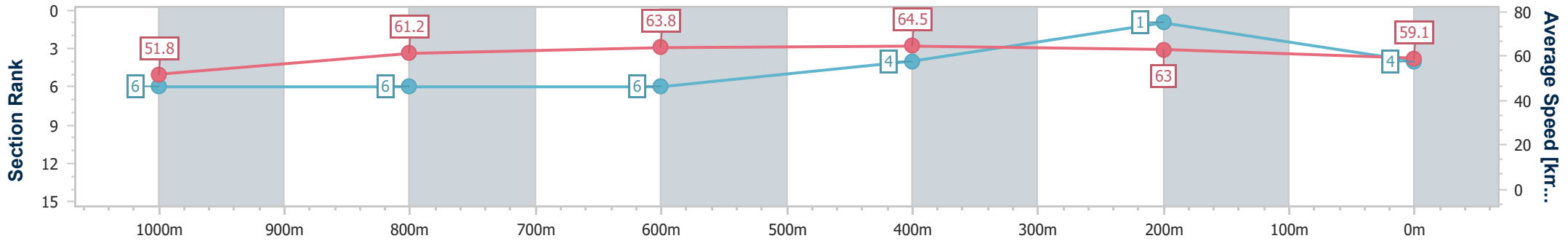
Ladbrokes Cannon Park QLD Professional
Race 10: ARCHERS THE STRATA PROFESSIONALS Class 6
Plate - 1250m



18 July 2024 - 16:52

Track Rating: Soft 5, Weather: Fine, Rail Position: True

Section	Overall	1000m	800m	600m	400m	200m
Section Times	1:15.19 [4] (0:17.28)	0:57.91 [6] (0:11.63)	0:46.28 [6] (0:11.28)	0:35.00 [6] (0:11.27)	0:23.73 [4] (0:11.56)	0:12.17 [1] (0:12.17)
Average Speed [km/h]	51.8	61.2	63.8	64.5	63.0	59.1
Top Speed [km/h]	63.0	62.8	66.7	67.4	64.5	61.7
Avg. Dist. to Rail [m]	1.8	1.7	0.7	1.4	5.4	6.3
Avg. Stride Freq. [Hz]	2.3	2.3	2.4	2.4	2.4	2.3
Avg. Stride Length [m]	7.2	7.4	7.5	7.5	7.2	7.1



- [] Ranking at each section and finish
- .-.- No data available at this section
- NA No data available



Horse/Jockey Name	Chickerartie
Final Rank	5
Fastest Section Time (Section)	0:11.47 (1000m)
Top Speed [km/h] (Section)	67.6 (Overall)
Race State	Finished



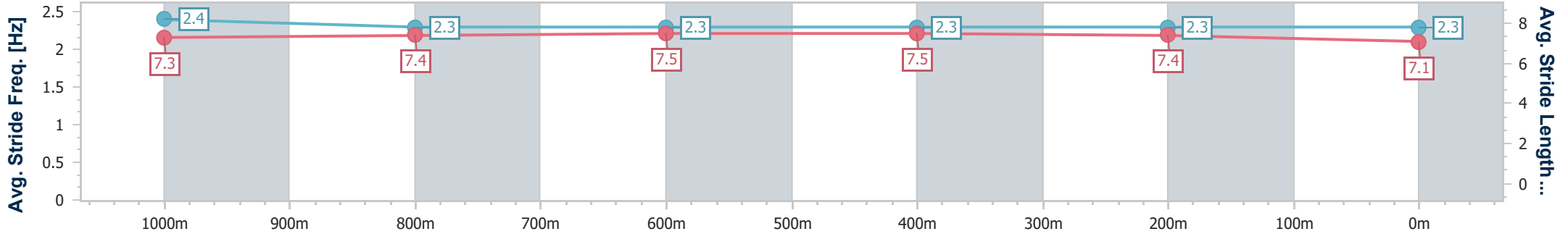
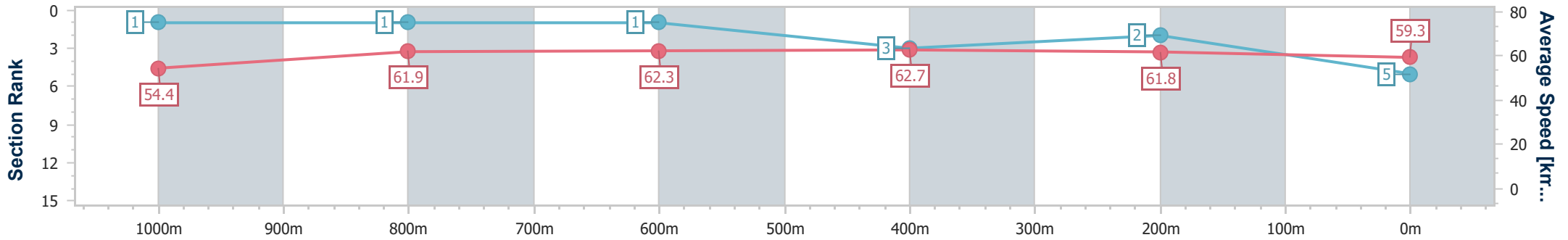
Ladbrokes Cannon Park QLD Professional
 Race 10: ARCHERS THE STRATA PROFESSIONALS Class 6
 Plate - 1250m



18 July 2024 - 16:52

Track Rating: Soft 5, Weather: Fine, Rail Position: True

Section	Overall	1000m	800m	600m	400m	200m
Section Times	1:15.21 [5] (0:16.44)	0:58.77 [1] (0:11.47)	0:47.30 [1] (0:11.56)	0:35.74 [1] (0:11.80)	0:23.94 [3] (0:11.82)	0:12.12 [2] (0:12.12)
Average Speed [km/h]	54.4	61.9	62.3	62.7	61.8	59.3
Top Speed [km/h]	67.6	62.8	63.5	64.0	64.4	61.4
Avg. Dist. to Rail [m]	2.9	2.1	2.1	3.7	5.4	3.6
Avg. Stride Freq. [Hz]	2.4	2.3	2.3	2.3	2.3	2.3
Avg. Stride Length [m]	7.3	7.4	7.5	7.5	7.4	7.1



- [] Ranking at each section and finish
- .-.- No data available at this section
- NA No data available



Horse/Jockey Name	Tycoon Beau
Final Rank	6
Fastest Section Time (Section)	0:11.12 (800m)
Top Speed [km/h] (Section)	66.1 (600m)
Race State	Finished



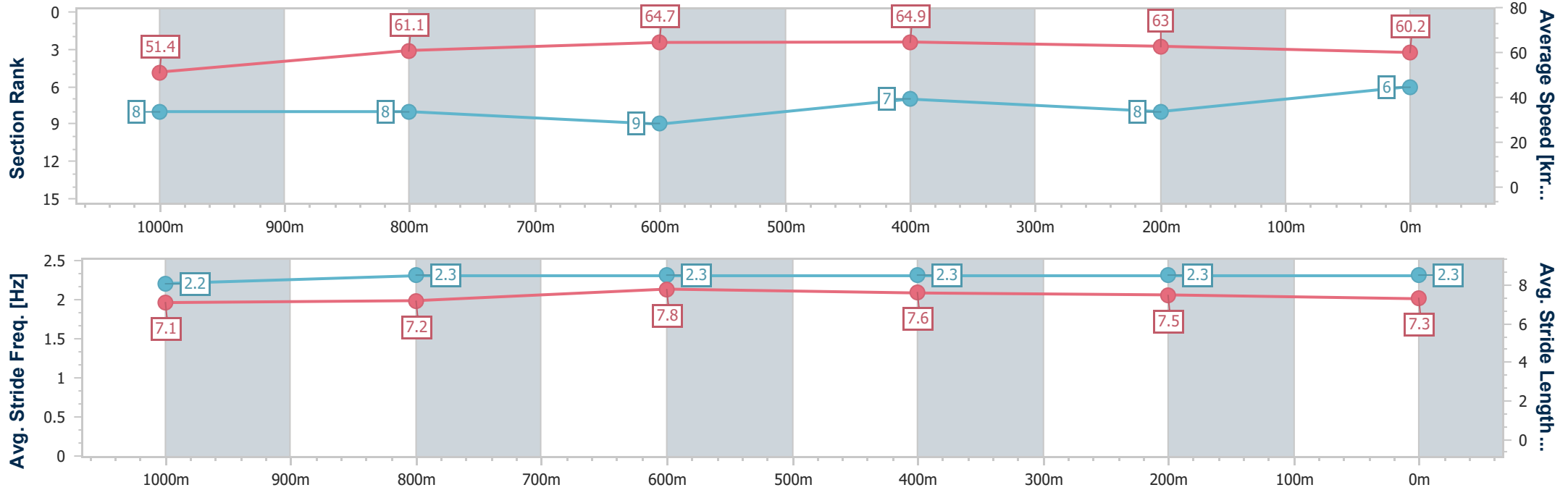
Ladbrokes Cannon Park QLD Professional
Race 10: ARCHERS THE STRATA PROFESSIONALS Class 6
Plate - 1250m



18 July 2024 - 16:52

Track Rating: Soft 5, Weather: Fine, Rail Position: True

Section	Overall	1000m	800m	600m	400m	200m
Section Times	1:15.26 [6] (0:17.44)	0:57.82 [8] (0:11.76)	0:46.06 [8] (0:11.12)	0:34.94 [9] (0:11.38)	0:23.56 [7] (0:11.62)	0:11.94 [8] (0:11.94)
Average Speed [km/h]	51.4	61.1	64.7	64.9	63.0	60.2
Top Speed [km/h]	64.5	62.4	65.9	66.1	64.2	62.1
Avg. Dist. to Rail [m]	1.6	1.3	3.1	3.8	9.2	12.5
Avg. Stride Freq. [Hz]	2.2	2.3	2.3	2.3	2.3	2.3
Avg. Stride Length [m]	7.1	7.2	7.8	7.6	7.5	7.3



- [] Ranking at each section and finish
- .-.- No data available at this section
- NA No data available



Horse/Jockey Name	Cashin' Chex
Final Rank	7
Fastest Section Time (Section)	0:11.16 (800m)
Top Speed [km/h] (Section)	66.1 (600m)
Race State	Finished



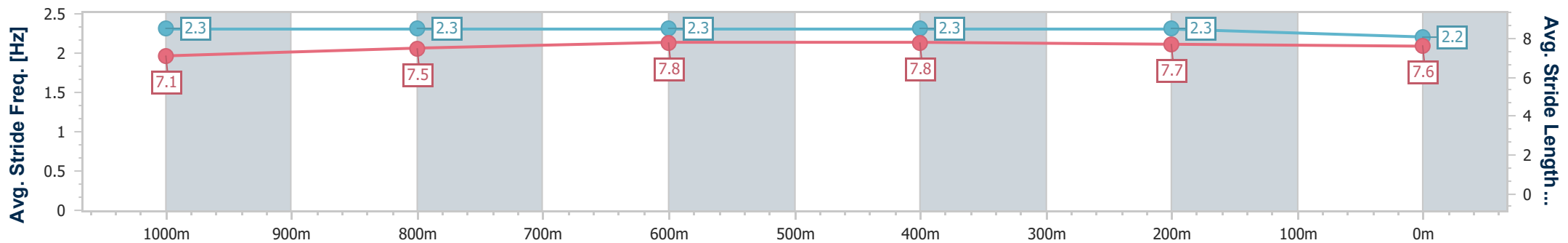
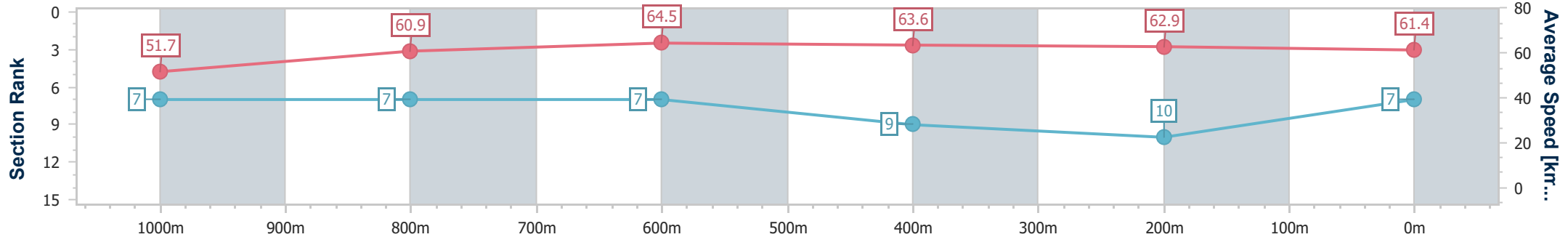
Ladbrokes Cannon Park QLD Professional
 Race 10: ARCHERS THE STRATA PROFESSIONALS Class 6
 Plate - 1250m



18 July 2024 - 16:52

Track Rating: Soft 5, Weather: Fine, Rail Position: True

Section	Overall	1000m	800m	600m	400m	200m
Section Times	1:15.44 [7] (0:17.36)	0:58.08 [7] (0:11.75)	0:46.33 [7] (0:11.16)	0:35.17 [7] (0:11.73)	0:23.44 [9] (0:11.71)	0:11.73 [10] (0:11.73)
Average Speed [km/h]	51.7	60.9	64.5	63.6	62.9	61.4
Top Speed [km/h]	63.3	63.8	66.1	66.1	64.5	63.9
Avg. Dist. to Rail [m]	1.5	2.1	3.9	5.3	9.5	9.7
Avg. Stride Freq. [Hz]	2.3	2.3	2.3	2.3	2.3	2.2
Avg. Stride Length [m]	7.1	7.5	7.8	7.8	7.7	7.6



- [] Ranking at each section and finish
- .-.- No data available at this section
- NA No data available



Horse/Jockey Name	Crystal Chief
Final Rank	8
Fastest Section Time (Section)	0:11.39 (800m)
Top Speed [km/h] (Section)	65.0 (Overall)
Race State	Finished



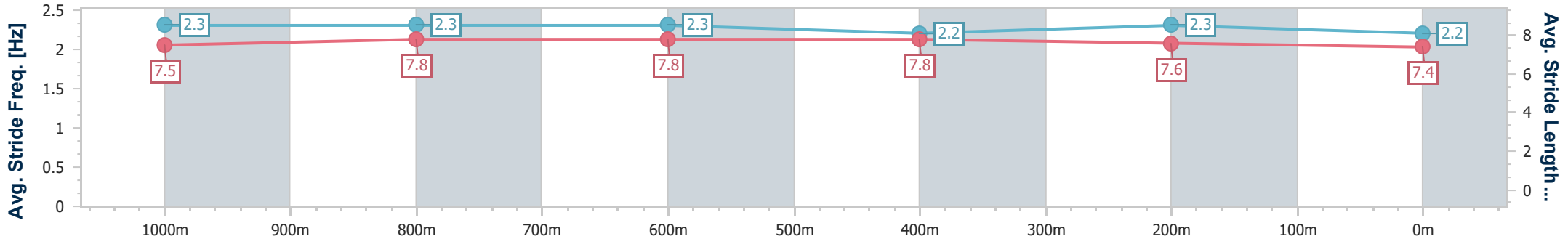
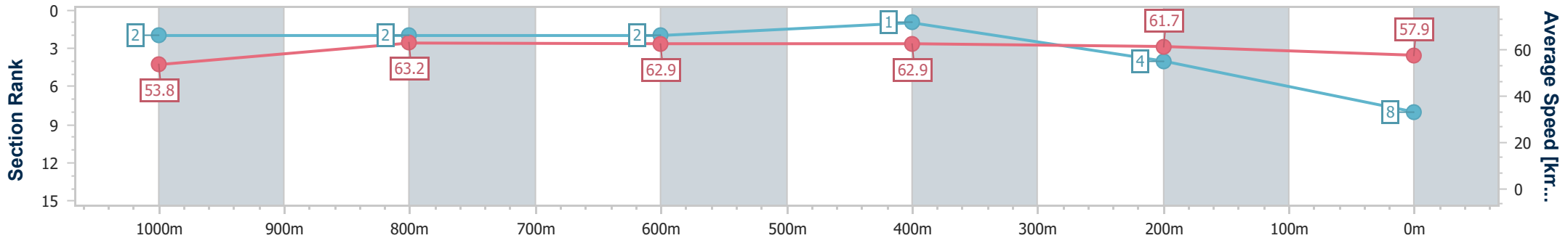
Ladbrokes Cannon Park QLD Professional
Race 10: ARCHERS THE STRATA PROFESSIONALS Class 6
Plate - 1250m



18 July 2024 - 16:52

Track Rating: Soft 5, Weather: Fine, Rail Position: True

Section	Overall	1000m	800m	600m	400m	200m
Section Times	1:15.59 [8] (0:16.68)	0:58.91 [2] (0:11.42)	0:47.49 [2] (0:11.39)	0:36.10 [2] (0:11.76)	0:24.34 [1] (0:11.89)	0:12.45 [4] (0:12.45)
Average Speed [km/h]	53.8	63.2	62.9	62.9	61.7	57.9
Top Speed [km/h]	65.0	64.0	64.5	64.0	63.2	61.3
Avg. Dist. to Rail [m]	2.3	1.5	3.0	3.4	8.7	7.2
Avg. Stride Freq. [Hz]	2.3	2.3	2.3	2.2	2.3	2.2
Avg. Stride Length [m]	7.5	7.8	7.8	7.8	7.6	7.4



- [] Ranking at each section and finish
- .-.- No data available at this section
- NA No data available



Horse/Jockey Name	Andalus
Final Rank	9
Fastest Section Time (Section)	0:11.11 (800m)
Top Speed [km/h] (Section)	66.4 (600m)
Race State	Finished



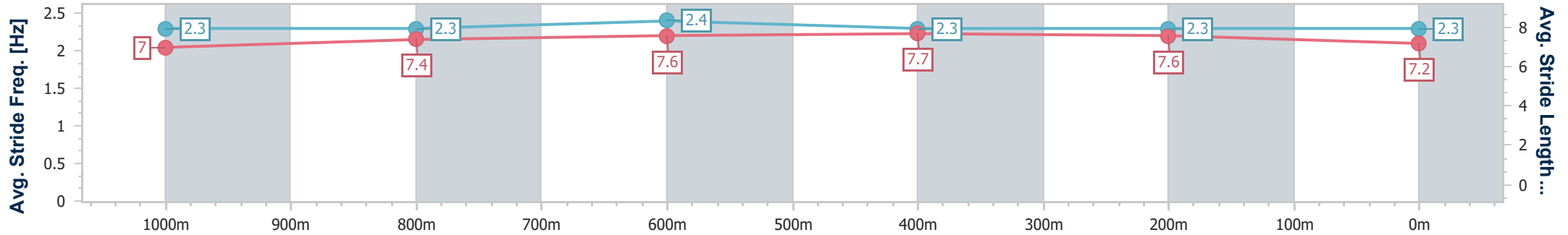
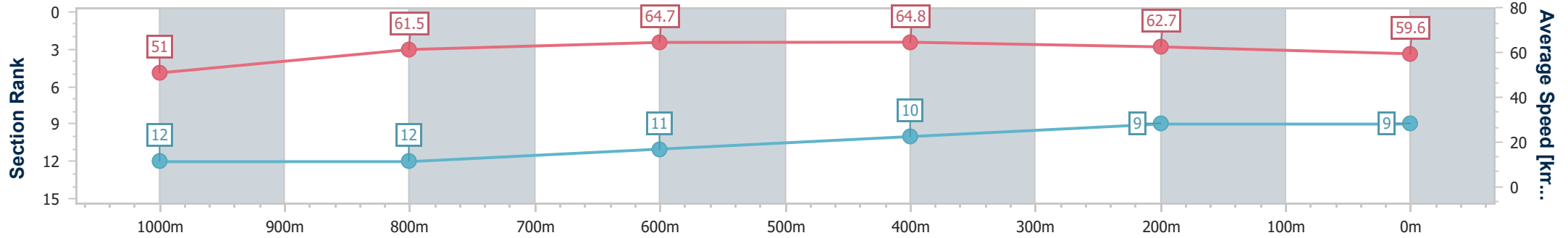
Ladbrokes Cannon Park QLD Professional
Race 10: ARCHERS THE STRATA PROFESSIONALS Class 6
Plate - 1250m

18 July 2024 - 16:52

Track Rating: Soft 5, Weather: Fine, Rail Position: True



Section	Overall	1000m	800m	600m	400m	200m
Section Times	1:15.80 [9] (0:17.65)	0:58.15 [12] (0:11.82)	0:46.33 [12] (0:11.11)	0:35.22 [11] (0:11.42)	0:23.80 [10] (0:11.70)	0:12.10 [9] (0:12.10)
Average Speed [km/h]	51.0	61.5	64.7	64.8	62.7	59.6
Top Speed [km/h]	61.9	63.2	66.0	66.4	63.3	62.6
Avg. Dist. to Rail [m]	3.0	2.2	4.0	4.4	7.0	6.2
Avg. Stride Freq. [Hz]	2.3	2.3	2.4	2.3	2.3	2.3
Avg. Stride Length [m]	7.0	7.4	7.6	7.7	7.6	7.2



- [] Ranking at each section and finish
- .-.- No data available at this section
- NA No data available



Horse/Jockey Name	Tavistee
Final Rank	10
Fastest Section Time (Section)	0:11.32 (800m)
Top Speed [km/h] (Section)	65.1 (800m)
Race State	Finished



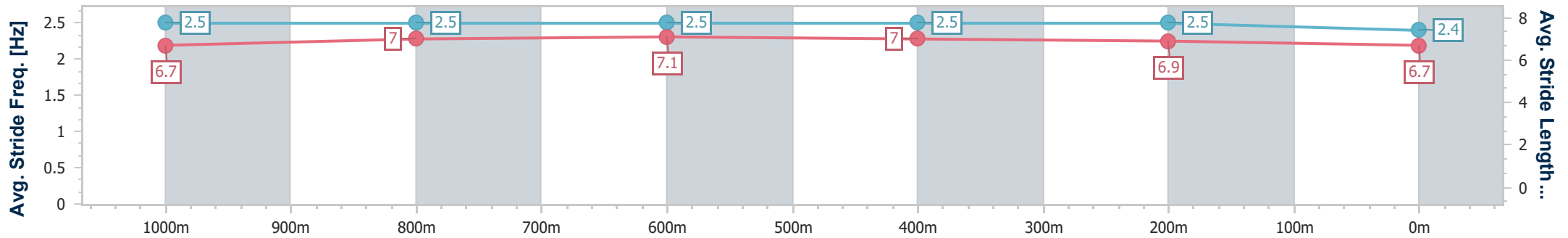
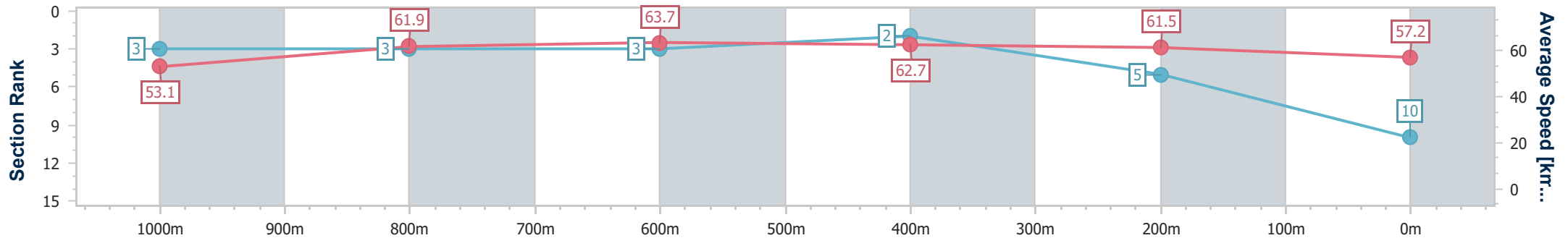
Ladbrokes Cannon Park QLD Professional
Race 10: ARCHERS THE STRATA PROFESSIONALS Class 6
Plate - 1250m



18 July 2024 - 16:52

Track Rating: Soft 5, Weather: Fine, Rail Position: True

Section	Overall	1000m	800m	600m	400m	200m
Section Times	1:15.80 [10] (0:16.78)	0:59.02 [3] (0:11.48)	0:47.54 [3] (0:11.32)	0:36.22 [3] (0:11.68)	0:24.54 [2] (0:11.94)	0:12.60 [5] (0:12.60)
Average Speed [km/h]	53.1	61.9	63.7	62.7	61.5	57.2
Top Speed [km/h]	64.3	62.7	65.1	64.3	62.5	60.0
Avg. Dist. to Rail [m]	3.0	2.3	1.2	2.7	7.4	4.2
Avg. Stride Freq. [Hz]	2.5	2.5	2.5	2.5	2.5	2.4
Avg. Stride Length [m]	6.7	7.0	7.1	7.0	6.9	6.7



- [] Ranking at each section and finish
- .-.- No data available at this section
- NA No data available



Horse/Jockey Name	Investor
Final Rank	11
Fastest Section Time (Section)	0:11.27 (800m)
Top Speed [km/h] (Section)	65.2 (800m)
Race State	Finished



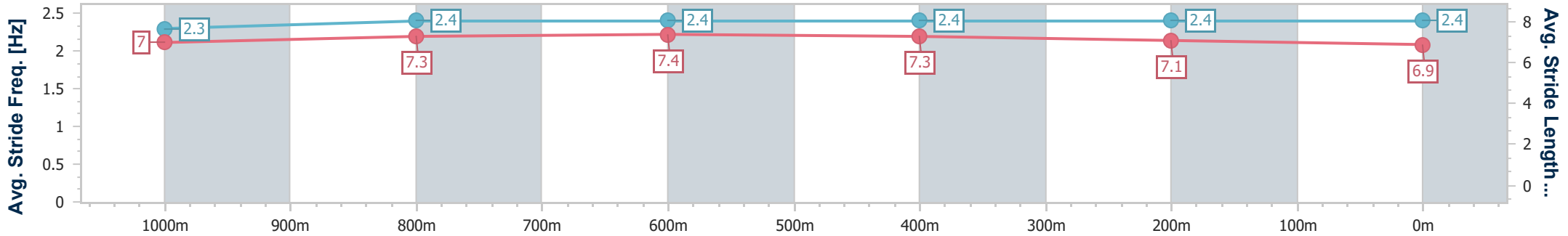
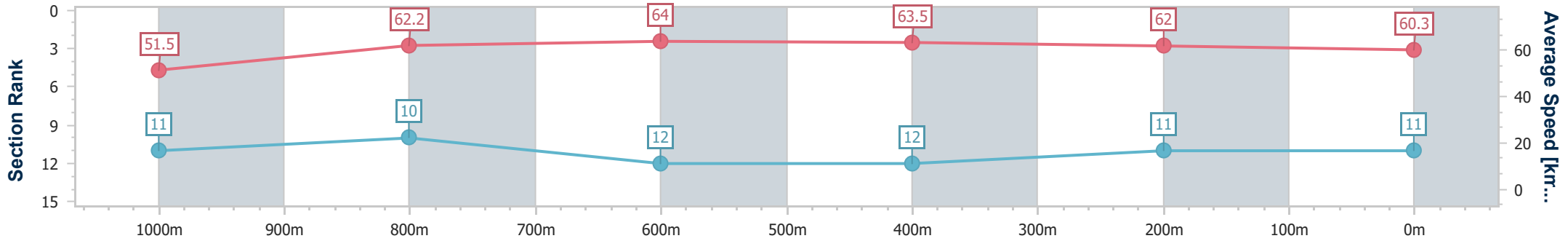
Ladbrokes Cannon Park QLD Professional
 Race 10: ARCHERS THE STRATA PROFESSIONALS Class 6
 Plate - 1250m



18 July 2024 - 16:52

Track Rating: Soft 5, Weather: Fine, Rail Position: True

Section	Overall	1000m	800m	600m	400m	200m
Section Times	1:16.00 [11] (0:17.59)	0:58.41 [11] (0:11.75)	0:46.66 [10] (0:11.27)	0:35.39 [12] (0:11.63)	0:23.76 [12] (0:11.84)	0:11.92 [11] (0:11.92)
Average Speed [km/h]	51.5	62.2	64.0	63.5	62.0	60.3
Top Speed [km/h]	62.8	64.0	65.2	65.0	63.3	62.4
Avg. Dist. to Rail [m]	4.0	2.5	3.5	4.1	8.5	12.2
Avg. Stride Freq. [Hz]	2.3	2.4	2.4	2.4	2.4	2.4
Avg. Stride Length [m]	7.0	7.3	7.4	7.3	7.1	6.9



- [] Ranking at each section and finish
- .-.- No data available at this section
- NA No data available



Horse/Jockey Name	Realeza
Final Rank	12
Fastest Section Time (Section)	0:11.21 (800m)
Top Speed [km/h] (Section)	65.3 (600m)
Race State	Finished



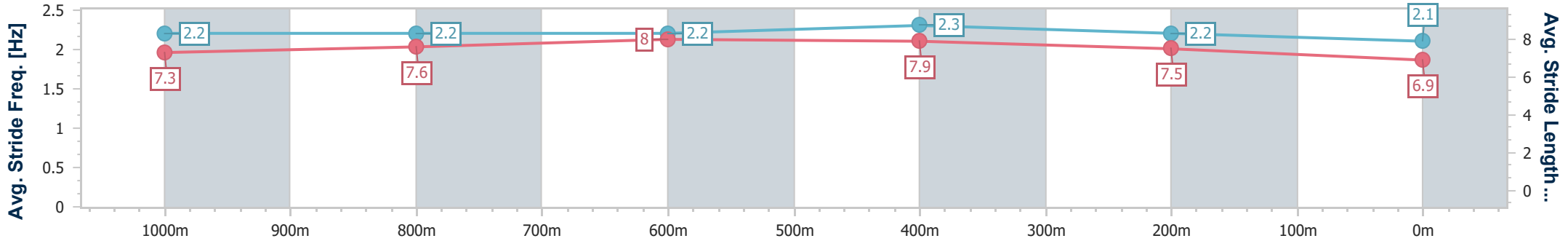
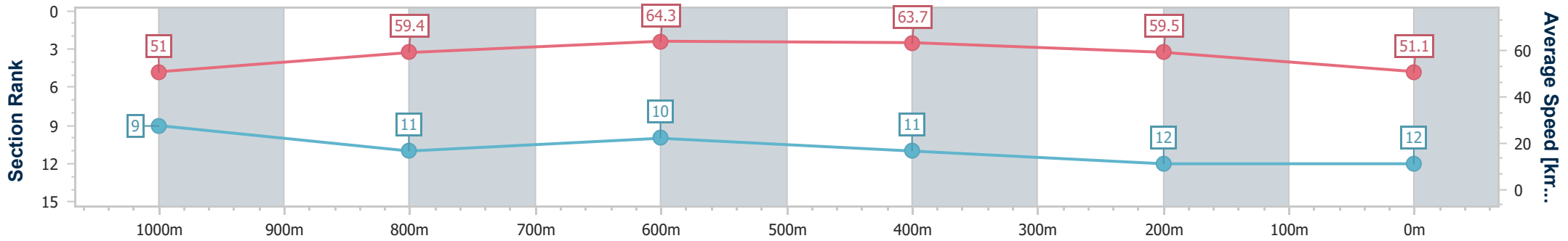
Ladbrokes Cannon Park QLD Professional
Race 10: ARCHERS THE STRATA PROFESSIONALS Class 6
Plate - 1250m



18 July 2024 - 16:52

Track Rating: Soft 5, Weather: Fine, Rail Position: True

Section	Overall	1000m	800m	600m	400m	200m
Section Times	1:18.30 [12] (0:17.45)	1:00.85 [9] (0:11.90)	0:48.95 [11] (0:11.21)	0:37.74 [10] (0:11.50)	0:26.24 [11] (0:12.18)	0:14.06 [12] (0:14.06)
Average Speed [km/h]	51.0	59.4	64.3	63.7	59.5	51.1
Top Speed [km/h]	63.0	63.4	65.1	65.3	61.2	56.7
Avg. Dist. to Rail [m]	2.7	2.3	1.1	2.4	4.5	6.4
Avg. Stride Freq. [Hz]	2.2	2.2	2.2	2.3	2.2	2.1
Avg. Stride Length [m]	7.3	7.6	8.0	7.9	7.5	6.9



- [] Ranking at each section and finish
- .-.- No data available at this section
- NA No data available