



**Ladbrokes Cannon Park QLD Professional**  
**Race 3: MAGIC MILLIONS/ROB KOCH MEMORIAL/FNQ UP & COMING**  
**STAYERS BENCHMARK 70 Handicap - 2100m**  
**18 July 2024 - 12:28**



Track Rating: Soft 5, Weather: Fine, Rail Position: True

Section													Overall	2000m	1800m	1600m	1400m	1200m	1000m	Last 600m
Field Times													2:10.48 (0:08.47)	2:02.01 (0:11.53)	1:50.48 (0:11.92)	1:38.56 (0:12.38)	1:26.18 (0:11.92)	1:14.26 (0:11.87)	1:02.39 (0:12.06)	0:38.16
Rank	TAB	Horse/Jockey	Barrier	Top Speed [km/h]	Fastest Section								Distance Travelled [m]							
1	3	<b>SECRET LOCATION</b> Scott Sheargold	2	62.6	0:08.80	2:10.48 [1]	2:01.68 [5]	1:50.05 [4]	1:37.93 [3]	1:25.54 [3]	1:13.69 [5]	1:01.91 [4]	0:38.09							
				1200m	Overall	(0:08.80)	(0:11.63)	(0:12.12)	(0:12.39)	(0:11.85)	(0:11.78)	(0:12.03)								
2	9	<b>MODERN LEGEND</b> Chris Whiteley	3	62.6	0:08.75	2:11.09 [2]	2:02.34 [3]	1:50.36 [8]	1:37.89 [9]	1:25.53 [9]	1:13.74 [9]	1:01.94 [9]	0:37.77	-2						
				1400m	Overall	(0:08.75)	(0:11.98)	(0:12.47)	(0:12.36)	(0:11.79)	(0:11.80)	(0:12.11)								
3	6	<b>LETS TORQUE A DEEL</b> Leah Martyn	5	62.9	0:08.89	2:11.95 [3]	2:03.06 [6]	1:51.44 [5]	1:39.21 [5]	1:26.96 [4]	1:15.22 [3]	1:03.44 [3]	0:39.41	+6						
				2000m	Overall	(0:08.89)	(0:11.62)	(0:12.23)	(0:12.25)	(0:11.74)	(0:11.78)	(0:11.99)								
4	4	<b>I SAY BOOM</b> Jackson Murphy	6	62.7	0:08.98	2:12.15 [4]	2:03.17 [8]	1:51.46 [7]	1:39.23 [7]	1:26.86 [7]	1:15.11 [6]	1:03.35 [6]	0:39.20	+4						
				1200m	Overall	(0:08.98)	(0:11.71)	(0:12.23)	(0:12.37)	(0:11.75)	(0:11.76)	(0:12.05)								
5	2	<b>LAST NOT LEAST</b> Chelsea Jokic	8	64.3	0:08.78	2:12.18 [5]	2:03.40 [4]	1:51.96 [2]	1:40.09 [2]	1:27.67 [2]	1:15.82 [2]	1:03.86 [2]	0:39.82	-15						
				2000m	Overall	(0:08.78)	(0:11.44)	(0:11.87)	(0:12.42)	(0:11.85)	(0:11.96)	(0:12.04)								
6	1	<b>GAELIC</b> Masayuki Abe	4	64.1	0:08.95	2:12.21 [6]	2:03.26 [7]	1:51.58 [6]	1:39.44 [6]	1:26.90 [8]	1:15.13 [8]	1:03.34 [7]	0:39.22	-5						
				2000m	Overall	(0:08.95)	(0:11.68)	(0:12.14)	(0:12.54)	(0:11.77)	(0:11.79)	(0:12.05)								
7	5	<b>MA MA'S ROSE</b> Zac Sprie	9	63.3	0:09.25	2:12.39 [7]	2:03.14 [9]	1:51.48 [9]	1:39.39 [8]	1:27.14 [6]	1:15.32 [7]	1:03.50 [8]	0:39.05	+2						
				2000m	Overall	(0:09.25)	(0:11.66)	(0:12.09)	(0:12.25)	(0:11.82)	(0:11.82)	(0:12.27)								
8	7	<b>HOW AWESOME</b> Nathan Thomas	7	63.6	0:08.47	2:12.89 [8]	2:04.42 [1]	1:52.89 [1]	1:40.97 [1]	1:28.59 [1]	1:16.67 [1]	1:04.80 [1]	0:40.57	-8						
				2000m	Overall	(0:08.47)	(0:11.53)	(0:11.92)	(0:12.38)	(0:11.92)	(0:11.87)	(0:12.06)								
9	8	<b>MELANIN</b> Lacey Morrison	1	62.8	0:08.68	2:14.28 [9]	2:05.60 [2]	1:53.96 [3]	1:41.63 [4]	1:29.24 [5]	1:17.50 [4]	1:05.63 [5]	0:41.36	+5						
				2000m	Overall	(0:08.68)	(0:11.64)	(0:12.33)	(0:12.39)	(0:11.74)	(0:11.87)	(0:12.19)								

[ ] Ranking at each section and finish  
 -:-:- No data available at this section  
 NA No data available

SCN Saddle cloth number  
 DNF Did not finish  
 DNT Did not track



**Ladbrokes Cannon Park QLD Professional**  
**Race 3: MAGIC MILLIONS/ROB KOCH MEMORIAL/FNQ UP & COMING**  
**STAYERS BENCHMARK 70 Handicap - 2100m**  
**18 July 2024 - 12:28**



Track Rating: Soft 5, Weather: Fine, Rail Position: True

Section						800m	600m	400m	200m	Last 600m		
Field Times						0:50.33 (0:12.17)	0:38.16 (0:12.30)	0:25.86 (0:12.73)	0:13.13 (0:13.13)	0:38.16		
Rank	TAB	Horse/Jockey	Barrier	Top Speed [km/h]	Fastest Section					Margin	Distance Travelled [m]	
1	3	<b>SECRET LOCATION</b> Scott Sheargold	2	62.6 1200m	0:08.80 Overall	0:49.88 [4] (0:11.79)	0:38.09 [3] (0:12.23)	0:25.86 [1] (0:12.73)	0:13.13 [1] (0:13.13)	2:10.48	0:38.09	
2	9	<b>MODERN LEGEND</b> Chris Whiteley	3	62.6 1400m	0:08.75 Overall	0:49.83 [9] (0:12.06)	0:37.77 [8] (0:12.28)	0:25.49 [6] (0:12.62)	0:12.87 [3] (0:12.87)	3.59L	0:37.77	-2
3	6	<b>LETS TORQUE A DEEL</b> Leah Martyn	5	62.9 2000m	0:08.89 Overall	0:51.45 [3] (0:12.04)	0:39.41 [4] (0:12.77)	0:26.64 [4] (0:13.26)	0:13.38 [5] (0:13.38)	8.62L	0:39.41	+6
4	4	<b>I SAY BOOM</b> Jackson Murphy	6	62.7 1200m	0:08.98 Overall	0:51.30 [6] (0:12.10)	0:39.20 [6] (0:12.64)	0:26.56 [5] (0:12.99)	0:13.57 [6] (0:13.57)	9.81L	0:39.20	+4
5	2	<b>LAST NOT LEAST</b> Chelsea Jokic	8	64.3 2000m	0:08.78 Overall	0:51.82 [2] (0:12.00)	0:39.82 [2] (0:12.51)	0:27.31 [3] (0:13.31)	0:14.00 [2] (0:14.00)	10L	0:39.82	-15
6	1	<b>GAELIC</b> Masayuki Abe	4	64.1 2000m	0:08.95 Overall	0:51.29 [7] (0:12.07)	0:39.22 [7] (0:12.78)	0:26.44 [8] (0:12.93)	0:13.51 [7] (0:13.51)	10.17L	0:39.22	-5
7	5	<b>MA MA'S ROSE</b> Zac Sprie	9	63.3 2000m	0:09.25 Overall	0:51.23 [8] (0:12.18)	0:39.05 [9] (0:12.69)	0:26.36 [9] (0:13.04)	0:13.32 [8] (0:13.32)	11.25L	0:39.05	+2
8	7	<b>HOW AWESOME</b> Nathan Thomas	7	63.6 2000m	0:08.47 Overall	0:52.74 [1] (0:12.17)	0:40.57 [1] (0:12.49)	0:28.08 [2] (0:13.56)	0:14.52 [4] (0:14.52)	14.18L	0:40.57	-8
9	8	<b>MELANIN</b> Lacey Morrison	1	62.8 2000m	0:08.68 Overall	0:53.44 [5] (0:12.08)	0:41.36 [5] (0:12.79)	0:28.57 [7] (0:13.38)	0:15.19 [9] (0:15.19)	22.37L	0:41.36	+5

[ ] Ranking at each section and finish  
 -:-:- No data available at this section  
 NA No data available

SCN Saddle cloth number  
 DNF Did not finish  
 DNT Did not track



Horse/Jockey Name	Secret Location
Final Rank	1
Fastest Section Time (Section)	0:08.80 (Overall)
Top Speed [km/h] (Section)	62.6 (1200m)
Race State	Finished



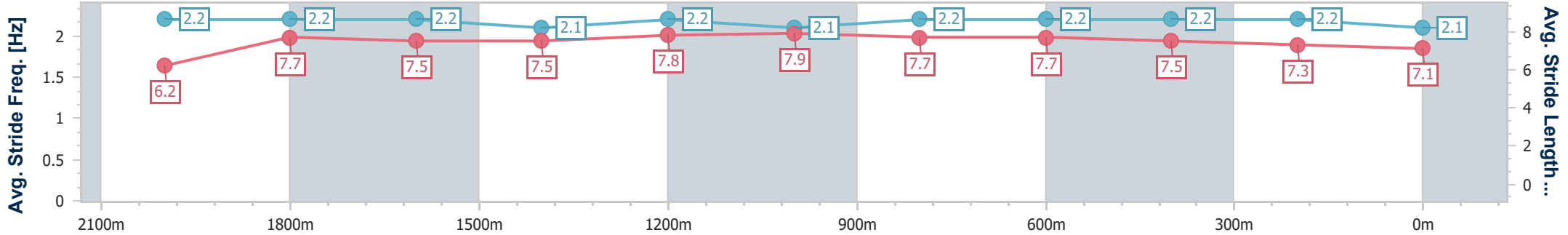
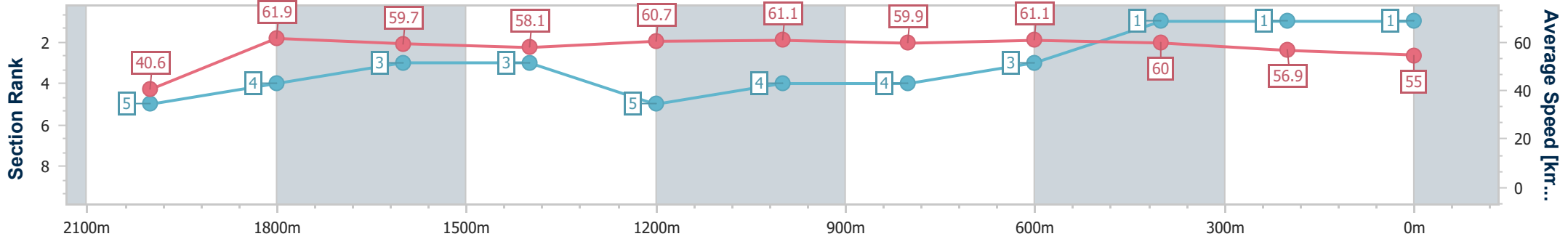
Ladbroke's Cannon Park QLD Professional  
 Race 3: MAGIC MILLIONS/ROB KOCH MEMORIAL/FNQ UP & COMING STAYERS BENCHMARK 70 Handicap - 2100m



18 July 2024 - 12:28

Track Rating: Soft 5, Weather: Fine, Rail Position: True

Section	Overall	2000m	1800m	1600m	1400m	1200m	1000m	800m	600m	400m	200m
Section Times	2:10.48 [1] (0:08.80)	2:01.68 [5] (0:11.63)	1:50.05 [4] (0:12.12)	1:37.93 [3] (0:12.39)	1:25.54 [3] (0:11.85)	1:13.69 [5] (0:11.78)	1:01.91 [4] (0:12.03)	0:49.88 [4] (0:11.79)	0:38.09 [3] (0:12.23)	0:25.86 [1] (0:12.73)	0:13.13 [1] (0:13.13)
Average Speed [km/h]	40.6	61.9	59.7	58.1	60.7	61.1	59.9	61.1	60.0	56.9	55.0
Top Speed [km/h]	60.9	62.2	62.1	59.2	62.6	62.6	60.8	61.8	61.8	57.9	56.2
Avg. Dist. to Rail [m]	0.2	0.7	0.9	0.4	0.9	0.6	0.8	2.1	2.5	3.0	2.4
Avg. Stride Freq. [Hz]	2.2	2.2	2.2	2.1	2.2	2.1	2.2	2.2	2.2	2.2	2.1
Avg. Stride Length [m]	6.2	7.7	7.5	7.5	7.8	7.9	7.7	7.7	7.5	7.3	7.1



- [ ] Ranking at each section and finish
- .-.- No data available at this section
- NA No data available



Horse/Jockey Name	Modern Legend
Final Rank	2
Fastest Section Time (Section)	0:08.75 (Overall)
Top Speed [km/h] (Section)	62.6 (1400m)
Race State	Finished



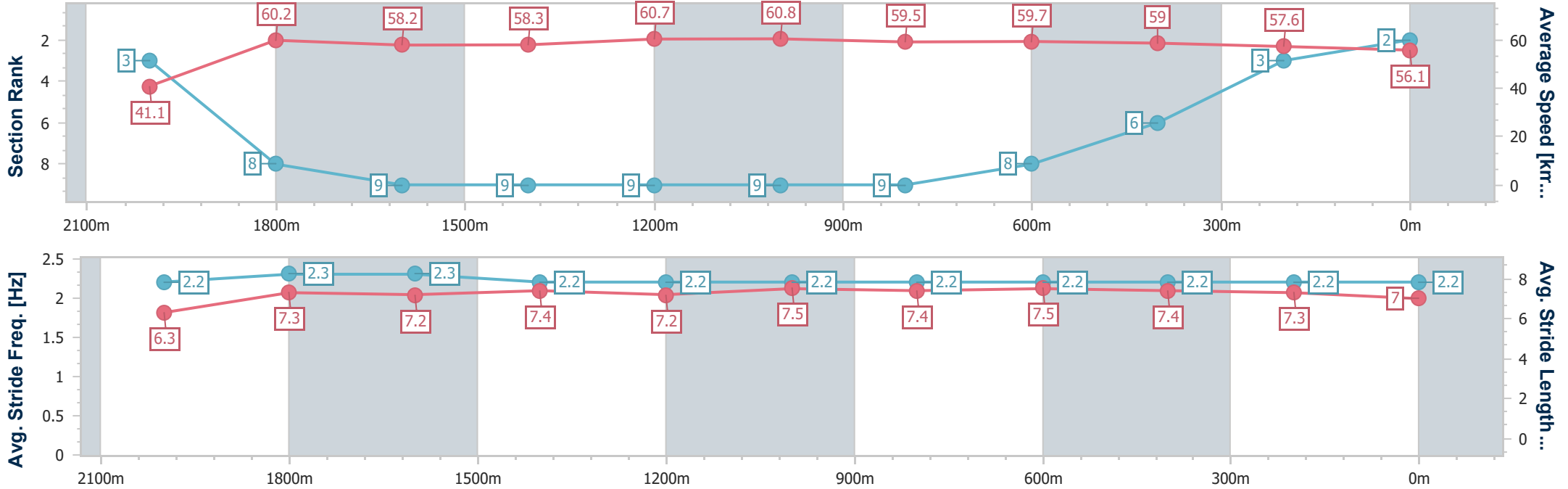
Ladbrokes Cannon Park QLD Professional  
 Race 3: MAGIC MILLIONS/ROB KOCH MEMORIAL/FNQ UP &  
 COMING STAYERS BENCHMARK 70 Handicap - 2100m



18 July 2024 - 12:28

Track Rating: Soft 5, Weather: Fine, Rail Position: True

Section	Overall	2000m	1800m	1600m	1400m	1200m	1000m	800m	600m	400m	200m
Section Times	2:11.09 [2] (0:08.75)	2:02.34 [3] (0:11.98)	1:50.36 [8] (0:12.47)	1:37.89 [9] (0:12.36)	1:25.53 [9] (0:11.79)	1:13.74 [9] (0:11.80)	1:01.94 [9] (0:12.11)	0:49.83 [9] (0:12.06)	0:37.77 [8] (0:12.28)	0:25.49 [6] (0:12.62)	0:12.87 [3] (0:12.87)
Average Speed [km/h]	41.1	60.2	58.2	58.3	60.7	60.8	59.5	59.7	59.0	57.6	56.1
Top Speed [km/h]	58.9	61.0	59.3	58.5	62.6	62.5	60.0	60.5	59.6	58.8	57.1
Avg. Dist. to Rail [m]	5.0	4.7	2.4	1.1	1.4	0.7	0.6	1.1	1.5	4.1	5.3
Avg. Stride Freq. [Hz]	2.2	2.3	2.3	2.2	2.2	2.2	2.2	2.2	2.2	2.2	2.2
Avg. Stride Length [m]	6.3	7.3	7.2	7.4	7.2	7.5	7.4	7.5	7.4	7.3	7.0



- [ ] Ranking at each section and finish
- .-.- No data available at this section
- NA No data available



Horse/Jockey Name	Lets Torque A Deel
Final Rank	3
Fastest Section Time (Section)	0:08.89 (Overall)
Top Speed [km/h] (Section)	62.9 (2000m)
Race State	Finished



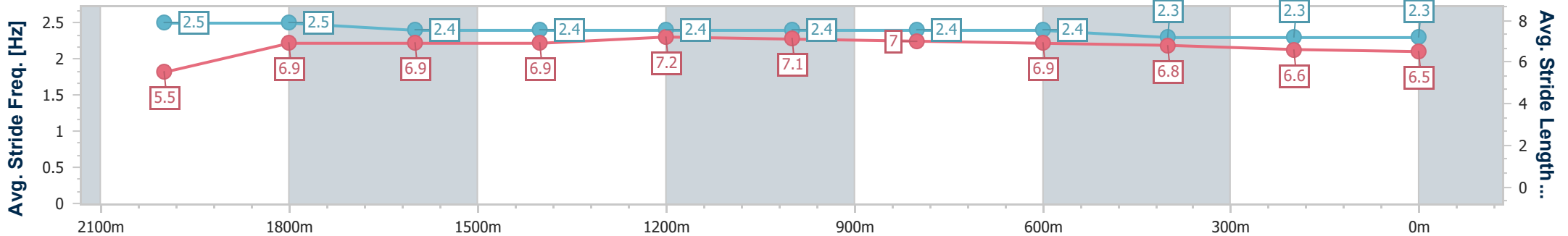
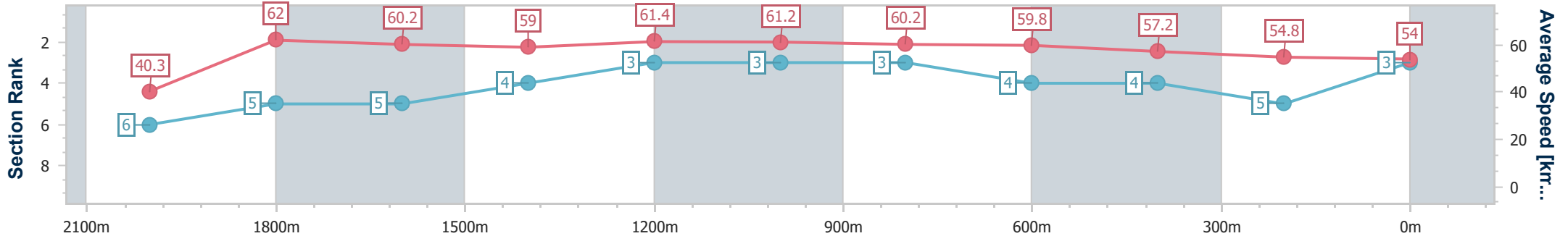
Ladbroke's Cannon Park QLD Professional  
 Race 3: MAGIC MILLIONS/ROB KOCH MEMORIAL/FNQ UP & COMING STAYERS BENCHMARK 70 Handicap - 2100m



18 July 2024 - 12:28

Track Rating: Soft 5, Weather: Fine, Rail Position: True

Section	Overall	2000m	1800m	1600m	1400m	1200m	1000m	800m	600m	400m	200m
Section Times	2:11.95 [3] (0:08.89)	2:03.06 [6] (0:11.62)	1:51.44 [5] (0:12.23)	1:39.21 [5] (0:12.25)	1:26.96 [4] (0:11.74)	1:15.22 [3] (0:11.78)	1:03.44 [3] (0:11.99)	0:51.45 [3] (0:12.04)	0:39.41 [4] (0:12.77)	0:26.64 [4] (0:13.26)	0:13.38 [5] (0:13.38)
Average Speed [km/h]	40.3	62.0	60.2	59.0	61.4	61.2	60.2	59.8	57.2	54.8	54.0
Top Speed [km/h]	59.2	62.9	61.4	60.3	62.4	62.1	60.8	60.3	58.9	55.7	54.4
Avg. Dist. to Rail [m]	6.6	5.5	3.1	1.5	1.0	0.8	1.2	3.6	2.8	4.9	8.6
Avg. Stride Freq. [Hz]	2.5	2.5	2.4	2.4	2.4	2.4	2.4	2.4	2.3	2.3	2.3
Avg. Stride Length [m]	5.5	6.9	6.9	6.9	7.2	7.1	7.0	6.9	6.8	6.6	6.5



- [ ] Ranking at each section and finish
- .-.- No data available at this section
- NA No data available



Horse/Jockey Name	I Say Boom
Final Rank	4
Fastest Section Time (Section)	0:08.98 (Overall)
Top Speed [km/h] (Section)	62.7 (1200m)
Race State	Finished



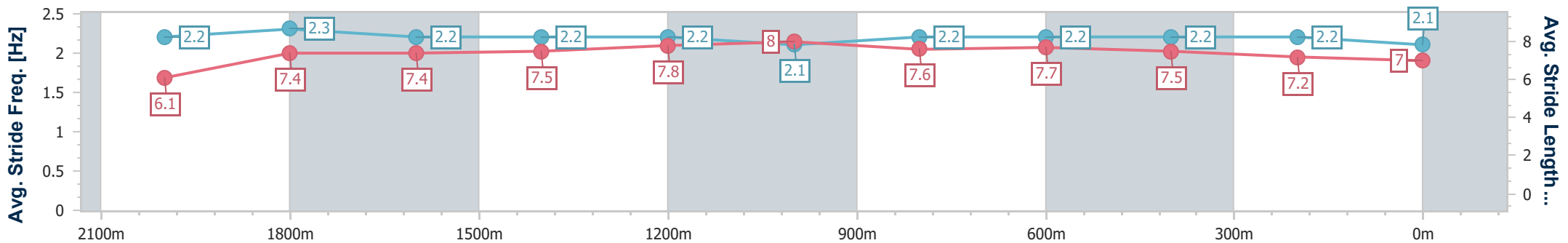
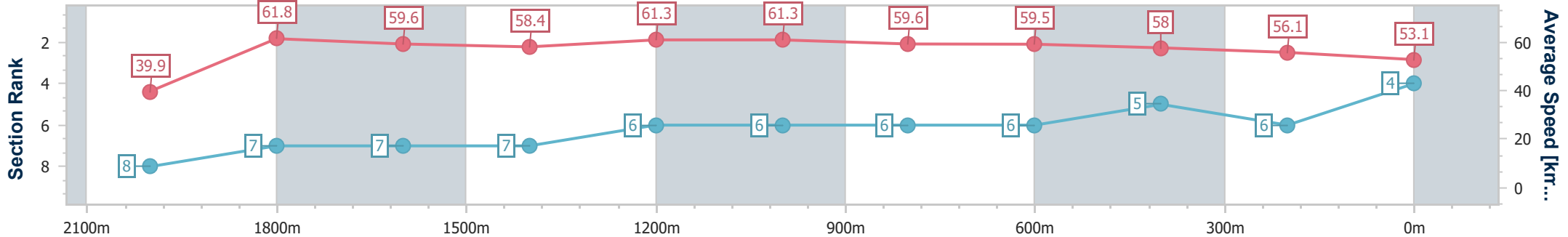
Ladbroke's Cannon Park QLD Professional  
 Race 3: MAGIC MILLIONS/ROB KOCH MEMORIAL/FNQ UP &  
 COMING STAYERS BENCHMARK 70 Handicap - 2100m



18 July 2024 - 12:28

Track Rating: Soft 5, Weather: Fine, Rail Position: True

Section	Overall	2000m	1800m	1600m	1400m	1200m	1000m	800m	600m	400m	200m
Section Times	2:12.15 [4] (0:08.98)	2:03.17 [8] (0:11.71)	1:51.46 [7] (0:12.23)	1:39.23 [7] (0:12.37)	1:26.86 [7] (0:11.75)	1:15.11 [6] (0:11.76)	1:03.35 [6] (0:12.05)	0:51.30 [6] (0:12.10)	0:39.20 [6] (0:12.64)	0:26.56 [5] (0:12.99)	0:13.57 [6] (0:13.57)
Average Speed [km/h]	39.9	61.8	59.6	58.4	61.3	61.3	59.6	59.5	58.0	56.1	53.1
Top Speed [km/h]	57.5	62.7	62.4	59.6	62.5	62.7	61.2	60.7	59.9	57.6	53.9
Avg. Dist. to Rail [m]	7.0	4.0	2.4	0.7	0.9	0.2	0.8	2.4	2.7	5.0	6.9
Avg. Stride Freq. [Hz]	2.2	2.3	2.2	2.2	2.2	2.1	2.2	2.2	2.2	2.2	2.1
Avg. Stride Length [m]	6.1	7.4	7.4	7.5	7.8	8.0	7.6	7.7	7.5	7.2	7.0



- [ ] Ranking at each section and finish
- .-.- No data available at this section
- NA No data available



Horse/Jockey Name	Last Not Least
Final Rank	5
Fastest Section Time (Section)	0:08.78 (Overall)
Top Speed [km/h] (Section)	64.3 (2000m)
Race State	Finished



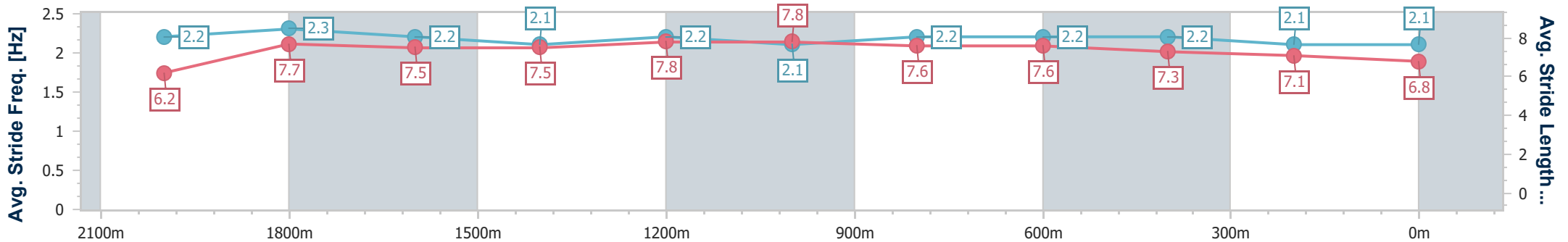
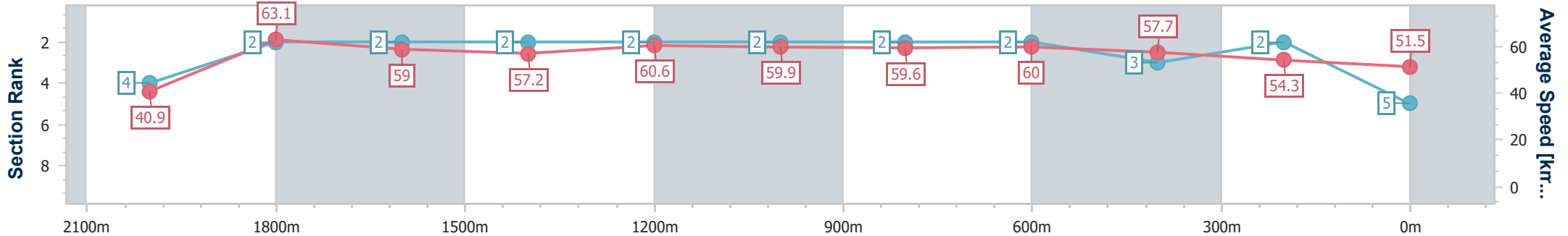
Ladbrokes Cannon Park QLD Professional  
 Race 3: MAGIC MILLIONS/ROB KOCH MEMORIAL/FNQ UP &  
 COMING STAYERS BENCHMARK 70 Handicap - 2100m



18 July 2024 - 12:28

Track Rating: Soft 5, Weather: Fine, Rail Position: True

Section	Overall	2000m	1800m	1600m	1400m	1200m	1000m	800m	600m	400m	200m
Section Times	2:12.18 [5] (0:08.78)	2:03.40 [4] (0:11.44)	1:51.96 [2] (0:11.87)	1:40.09 [2] (0:12.42)	1:27.67 [2] (0:11.85)	1:15.82 [2] (0:11.96)	1:03.86 [2] (0:12.04)	0:51.82 [2] (0:12.00)	0:39.82 [2] (0:12.51)	0:27.31 [3] (0:13.31)	0:14.00 [2] (0:14.00)
Average Speed [km/h]	40.9	63.1	59.0	57.2	60.6	59.9	59.6	60.0	57.7	54.3	51.5
Top Speed [km/h]	61.0	64.3	62.8	58.5	62.9	61.9	61.4	61.4	60.3	55.6	53.5
Avg. Dist. to Rail [m]	4.2	2.6	2.5	4.1	1.6	1.0	0.8	0.5	0.7	2.1	2.8
Avg. Stride Freq. [Hz]	2.2	2.3	2.2	2.1	2.2	2.1	2.2	2.2	2.2	2.1	2.1
Avg. Stride Length [m]	6.2	7.7	7.5	7.5	7.8	7.8	7.6	7.6	7.3	7.1	6.8



- [ ] Ranking at each section and finish
- .-.- No data available at this section
- NA No data available



Horse/Jockey Name	Gaelic
Final Rank	6
Fastest Section Time (Section)	0:08.95 (Overall)
Top Speed [km/h] (Section)	64.1 (2000m)
Race State	Finished



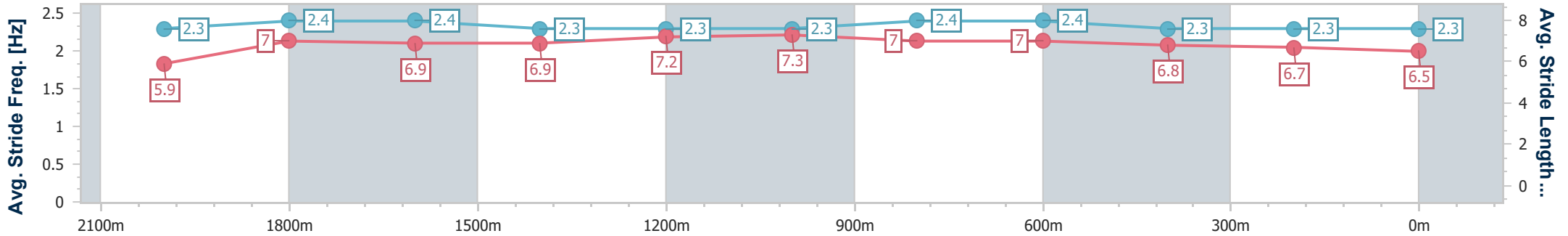
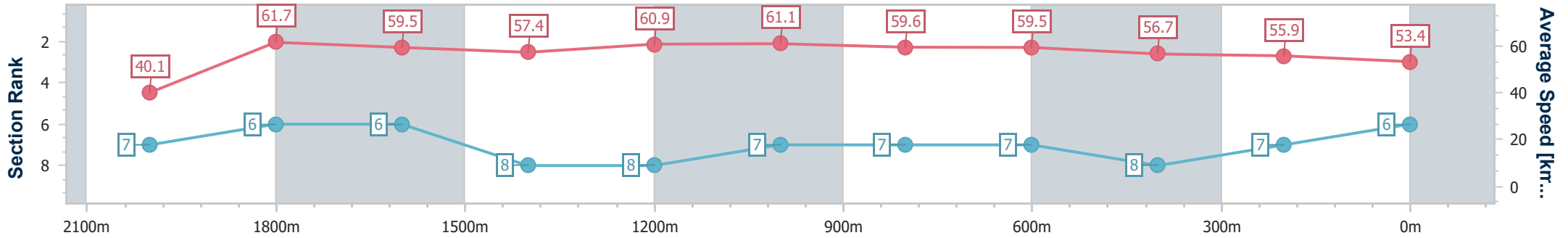
Ladbrokes Cannon Park QLD Professional  
 Race 3: MAGIC MILLIONS/ROB KOCH MEMORIAL/FNQ UP &  
 COMING STAYERS BENCHMARK 70 Handicap - 2100m



18 July 2024 - 12:28

Track Rating: Soft 5, Weather: Fine, Rail Position: True

Section	Overall	2000m	1800m	1600m	1400m	1200m	1000m	800m	600m	400m	200m
Section Times	2:12.21 [6] (0:08.95)	2:03.26 [7] (0:11.68)	1:51.58 [6] (0:12.14)	1:39.44 [6] (0:12.54)	1:26.90 [8] (0:11.77)	1:15.13 [8] (0:11.79)	1:03.34 [7] (0:12.05)	0:51.29 [7] (0:12.07)	0:39.22 [7] (0:12.78)	0:26.44 [8] (0:12.93)	0:13.51 [7] (0:13.51)
Average Speed [km/h]	40.1	61.7	59.5	57.4	60.9	61.1	59.6	59.5	56.7	55.9	53.4
Top Speed [km/h]	57.8	64.1	62.4	58.9	63.0	63.1	60.6	60.5	58.8	57.5	53.9
Avg. Dist. to Rail [m]	4.9	1.4	0.6	0.5	1.5	0.9	0.7	0.9	1.0	3.5	6.4
Avg. Stride Freq. [Hz]	2.3	2.4	2.4	2.3	2.3	2.3	2.4	2.4	2.3	2.3	2.3
Avg. Stride Length [m]	5.9	7.0	6.9	6.9	7.2	7.3	7.0	7.0	6.8	6.7	6.5



- [ ] Ranking at each section and finish
- .-.- No data available at this section
- NA No data available





Horse/Jockey Name	Ma Ma's Rose
Final Rank	7
Fastest Section Time (Section)	0:09.25 (Overall)
Top Speed [km/h] (Section)	63.3 (2000m)
Race State	Finished



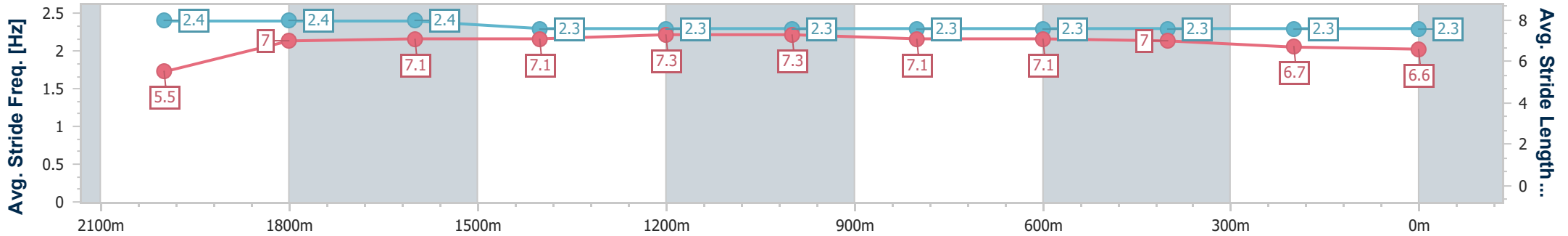
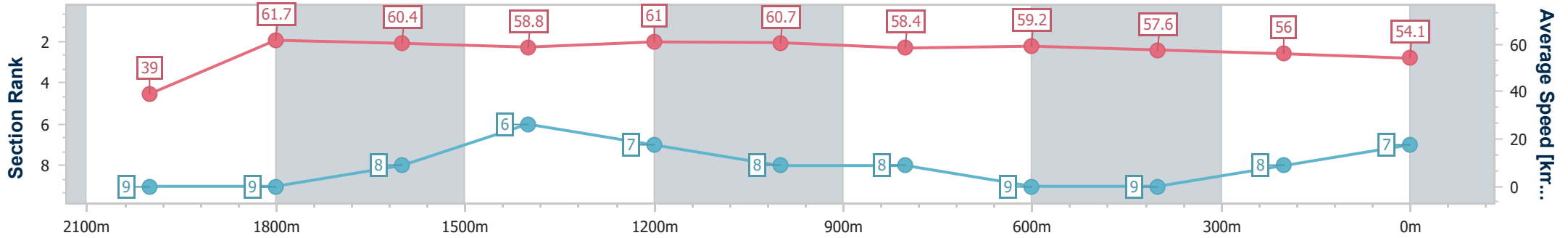
Ladbrokes Cannon Park QLD Professional  
 Race 3: MAGIC MILLIONS/ROB KOCH MEMORIAL/FNQ UP & COMING STAYERS BENCHMARK 70 Handicap - 2100m



18 July 2024 - 12:28

Track Rating: Soft 5, Weather: Fine, Rail Position: True

Section	Overall	2000m	1800m	1600m	1400m	1200m	1000m	800m	600m	400m	200m
Section Times	2:12.39 [7] (0:09.25)	2:03.14 [9] (0:11.66)	1:51.48 [9] (0:12.09)	1:39.39 [8] (0:12.25)	1:27.14 [6] (0:11.82)	1:15.32 [7] (0:11.82)	1:03.50 [8] (0:12.27)	0:51.23 [8] (0:12.18)	0:39.05 [9] (0:12.69)	0:26.36 [9] (0:13.04)	0:13.32 [8] (0:13.32)
Average Speed [km/h]	39.0	61.7	60.4	58.8	61.0	60.7	58.4	59.2	57.6	56.0	54.1
Top Speed [km/h]	59.8	63.3	63.0	60.6	62.0	61.4	59.3	59.9	59.0	56.9	55.4
Avg. Dist. to Rail [m]	6.5	4.7	2.9	0.3	0.6	1.0	0.8	2.5	2.4	5.8	9.5
Avg. Stride Freq. [Hz]	2.4	2.4	2.4	2.3	2.3	2.3	2.3	2.3	2.3	2.3	2.3
Avg. Stride Length [m]	5.5	7.0	7.1	7.1	7.3	7.3	7.1	7.1	7.0	6.7	6.6



- [ ] Ranking at each section and finish
- .-.- No data available at this section
- NA No data available



Horse/Jockey Name	How Awesome
Final Rank	8
Fastest Section Time (Section)	0:08.47 (Overall)
Top Speed [km/h] (Section)	63.6 (2000m)
Race State	Finished



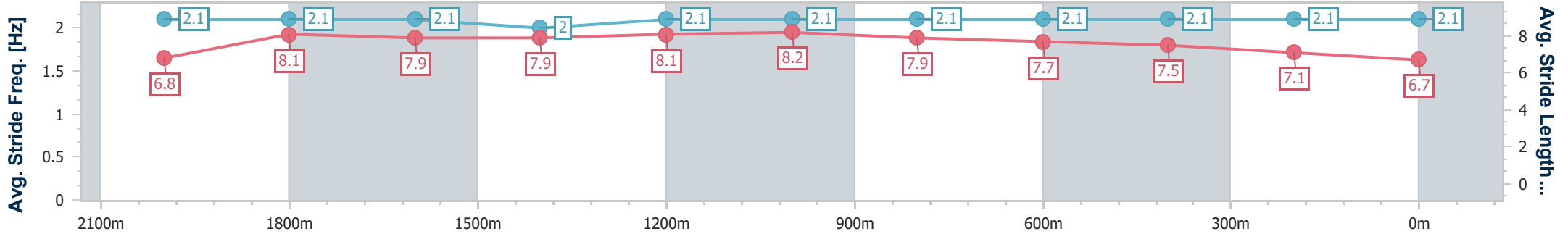
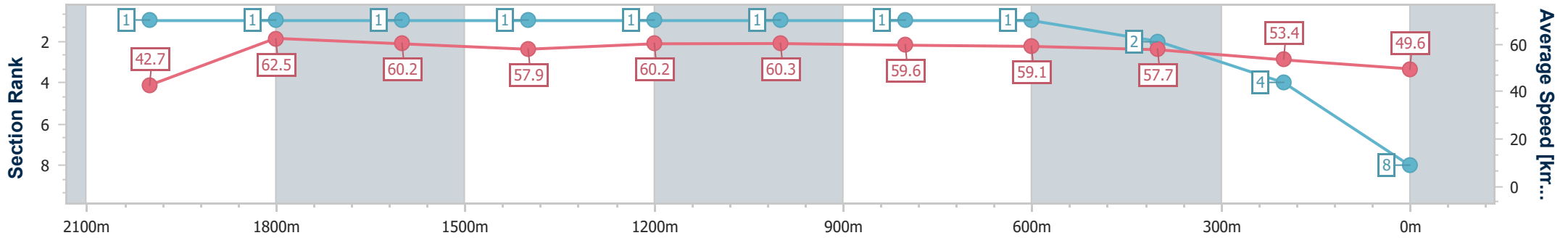
Ladbroke's Cannon Park QLD Professional  
 Race 3: MAGIC MILLIONS/ROB KOCH MEMORIAL/FNQ UP &  
 COMING STAYERS BENCHMARK 70 Handicap - 2100m

18 July 2024 - 12:28

Track Rating: Soft 5, Weather: Fine, Rail Position: True



Section	Overall	2000m	1800m	1600m	1400m	1200m	1000m	800m	600m	400m	200m
Section Times	2:12.89 [8] (0:08.47)	2:04.42 [1] (0:11.53)	1:52.89 [1] (0:11.92)	1:40.97 [1] (0:12.38)	1:28.59 [1] (0:11.92)	1:16.67 [1] (0:11.87)	1:04.80 [1] (0:12.06)	0:52.74 [1] (0:12.17)	0:40.57 [1] (0:12.49)	0:28.08 [2] (0:13.56)	0:14.52 [4] (0:14.52)
Average Speed [km/h]	42.7	62.5	60.2	57.9	60.2	60.3	59.6	59.1	57.7	53.4	49.6
Top Speed [km/h]	60.8	63.6	61.8	58.5	61.3	61.1	60.3	59.9	59.9	54.9	52.3
Avg. Dist. to Rail [m]	6.0	3.1	1.5	1.6	2.7	1.1	0.6	0.2	0.6	2.3	4.9
Avg. Stride Freq. [Hz]	2.1	2.1	2.1	2.0	2.1	2.1	2.1	2.1	2.1	2.1	2.1
Avg. Stride Length [m]	6.8	8.1	7.9	7.9	8.1	8.2	7.9	7.7	7.5	7.1	6.7



- [ ] Ranking at each section and finish
- .-.- No data available at this section
- NA No data available



Horse/Jockey Name	Melanin
Final Rank	9
Fastest Section Time (Section)	0:08.68 (Overall)
Top Speed [km/h] (Section)	62.8 (2000m)
Race State	Finished



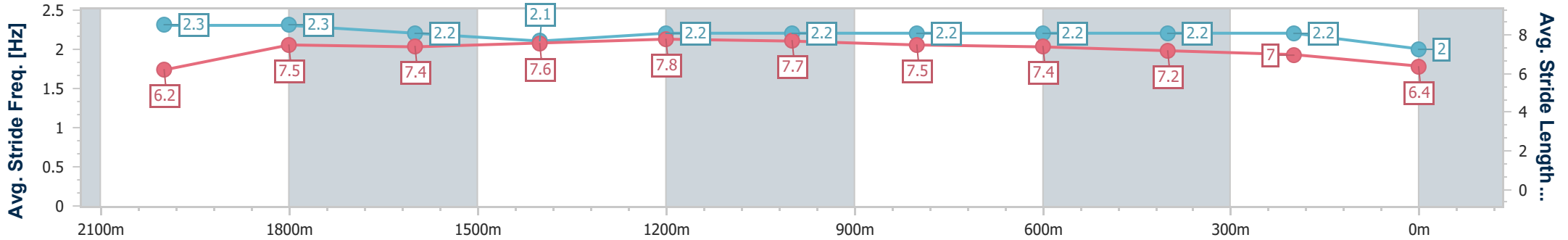
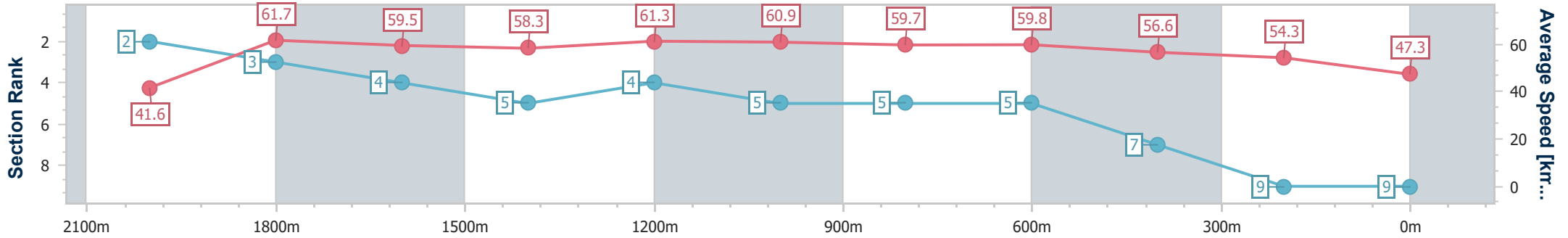
Ladbrokes Cannon Park QLD Professional  
 Race 3: MAGIC MILLIONS/ROB KOCH MEMORIAL/FNQ UP & COMING STAYERS BENCHMARK 70 Handicap - 2100m



18 July 2024 - 12:28

Track Rating: Soft 5, Weather: Fine, Rail Position: True

Section	Overall	2000m	1800m	1600m	1400m	1200m	1000m	800m	600m	400m	200m
Section Times	2:14.28 [9] (0:08.68)	2:05.60 [2] (0:11.64)	1:53.96 [3] (0:12.33)	1:41.63 [4] (0:12.39)	1:29.24 [5] (0:11.74)	1:17.50 [4] (0:11.87)	1:05.63 [5] (0:12.19)	0:53.44 [5] (0:12.08)	0:41.36 [5] (0:12.79)	0:28.57 [7] (0:13.38)	0:15.19 [9] (0:15.19)
Average Speed [km/h]	41.6	61.7	59.5	58.3	61.3	60.9	59.7	59.8	56.6	54.3	47.3
Top Speed [km/h]	59.9	62.8	62.6	59.3	62.8	62.7	61.2	61.0	58.5	56.2	51.5
Avg. Dist. to Rail [m]	2.5	2.9	2.8	0.6	0.8	1.6	1.9	2.0	1.2	2.8	3.0
Avg. Stride Freq. [Hz]	2.3	2.3	2.2	2.1	2.2	2.2	2.2	2.2	2.2	2.2	2.0
Avg. Stride Length [m]	6.2	7.5	7.4	7.6	7.8	7.7	7.5	7.4	7.2	7.0	6.4



- [ ] Ranking at each section and finish
- .-.- No data available at this section
- NA No data available