



Doomben QLD Professional

Race 4: THE GIBSON Colts, Geldings and Entires Class 1 Handicap - 1200m

17 July 2024 - 14:22



BRISBANE
RACING CLUB

Track Rating: Good 4, Weather: Fine, Rail Position: +8m Entire

Section												
Field Times		Overall	1000m	800m	600m	400m	200m	Last 600m				
		1:10.94 (0:13.01)	0:57.93 (0:10.97)	0:46.96 (0:11.61)	0:35.35 (0:11.74)	0:23.61 (0:11.43)	0:12.18 (0:12.18)	0:35.35				
Rank	TAB Horse/Jockey	Barrier	Top Speed [km/h]	Fastest Section							Margin	Distance Travelled [m]
1	4 LA FAST TYCOON Damien Thornton	3	69.6 1000m	0:10.84 1000m	1:10.94 [1] (0:13.23)	0:57.71 [2] (0:10.84)	0:46.87 [2] (0:11.64)	0:35.23 [2] (0:11.68)	0:23.55 [2] (0:11.37)	0:12.18 [1] (0:12.18)	1:10.94	0:35.23
2	5 RICH AGAIN Samantha Collett	1	68.0 1000m	0:10.96 1000m	1:10.98 [2] (0:13.40)	0:57.58 [3] (0:10.96)	0:46.62 [3] (0:11.56)	0:35.06 [4] (0:11.72)	0:23.34 [4] (0:11.26)	0:12.08 [3] (0:12.08)	0.2L	0:35.06 -2
3	3 LIMERO Nikita Beriman	6	68.6 Overall	0:10.97 1000m	1:11.32 [3] (0:13.01)	0:58.31 [1] (0:10.97)	0:47.34 [1] (0:11.61)	0:35.73 [1] (0:11.74)	0:23.99 [1] (0:11.50)	0:12.49 [2] (0:12.49)	2.19L	0:35.73 -2
4	8 YISHAY Michael Cahill	2	70.1 1000m	0:10.88 1000m	1:11.43 [4] (0:13.53)	0:57.90 [5] (0:10.88)	0:47.02 [5] (0:11.44)	0:35.58 [3] (0:11.75)	0:23.83 [3] (0:11.45)	0:12.38 [4] (0:12.38)	2.87L	0:35.58 +2
5	11 HOLY TROJAN Georgina Cartwright	11	67.2 1000m	0:11.08 1000m	1:11.56 [5] (0:13.51)	0:58.05 [4] (0:11.08)	0:46.97 [6] (0:11.51)	0:35.46 [6] (0:11.73)	0:23.73 [6] (0:11.51)	0:12.22 [5] (0:12.22)	3.64L	0:35.46 +0
6	1 BEAUTANTES Emily Lang	10	70.2 1000m	0:11.03 1000m	1:11.71 [6] (0:13.59)	0:58.12 [8] (0:11.03)	0:47.09 [7] (0:11.53)	0:35.56 [7] (0:11.76)	0:23.80 [7] (0:11.48)	0:12.32 [6] (0:12.32)	4.53L	0:35.56 +2
7	7 WHISKEY AND BEER Micheal Hellyer	8	68.0 1000m	0:11.07 1000m	1:11.86 [7] (0:13.92)	0:57.94 [10] (0:11.07)	0:46.87 [10] (0:11.65)	0:35.22 [10] (0:11.47)	0:23.75 [8] (0:11.39)	0:12.36 [7] (0:12.36)	5.37L	0:35.22 +1
8	9 KING KRYPTOS Tahlia Fenlon	4	67.6 Overall	0:11.16 1000m	1:11.97 [8] (0:13.57)	0:58.40 [7] (0:11.16)	0:47.24 [8] (0:11.70)	0:35.54 [9] (0:11.71)	0:23.83 [10] (0:11.52)	0:12.31 [9] (0:12.31)	6.07L	0:35.54 +2
9	10 FRENCH COMET Casey Waddell	5	70.1 Overall	0:10.85 1000m	1:12.17 [9] (0:13.54)	0:58.63 [6] (0:10.85)	0:47.78 [4] (0:11.58)	0:36.20 [5] (0:11.84)	0:24.36 [5] (0:11.73)	0:12.63 [8] (0:12.63)	7.21L	0:36.20 +2
10	6 IMPOUNDED Sean Cormack	7	68.0 Overall	0:10.97 1000m	1:13.16 [10] (0:13.79)	0:59.37 [9] (0:10.97)	0:48.40 [9] (0:11.54)	0:36.86 [8] (0:11.84)	0:25.02 [9] (0:11.84)	0:13.18 [10] (0:13.18)	13.01L	0:36.86 -2

Scratched: Immortality (#2)

Report Created: Wed 17 July 2024 14:40 GMT+10 (Note: Timing is based on position data)

Page 1/11

[] Ranking at each section and finish
 -:-:- No data available at this section
 NA No data available

SCN Saddle cloth number
 DNF Did not finish
 DNT Did not track

data processed by TRIPLESDATA



Horse/Jockey Name	La Fast Tycoon
Final Rank	1
Fastest Section Time (Section)	0:10.84 (1000m)
Top Speed [km/h] (Section)	69.6 (1000m)
Race State	Finished

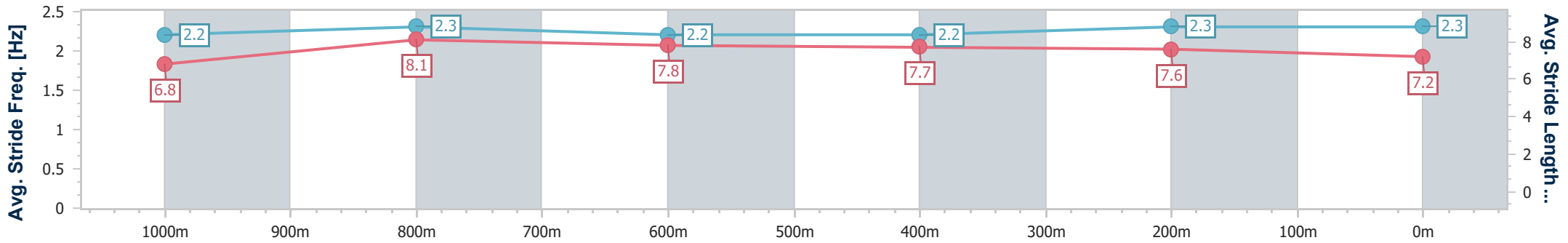
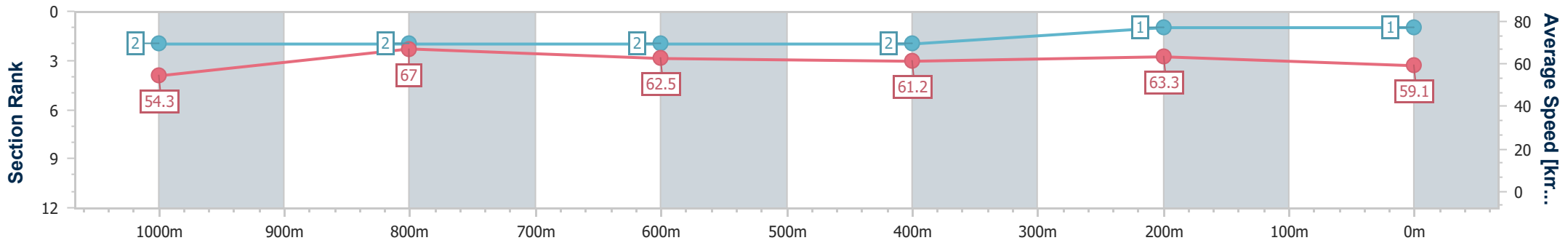


Doomben QLD Professional
Race 4: THE GIBSON Colts, Geldings and Entires Class 1
Handicap - 1200m
 17 July 2024 - 14:22
 Track Rating: Good 4, Weather: Fine, Rail Position: +8m Entire



BRISBANE
RACING CLUB

Section	Overall	1000m	800m	600m	400m	200m
Section Times	1:10.94 [1] (0:13.23)	0:57.71 [2] (0:10.84)	0:46.87 [2] (0:11.64)	0:35.23 [2] (0:11.68)	0:23.55 [2] (0:11.37)	0:12.18 [1] (0:12.18)
Average Speed [km/h]	54.3	67.0	62.5	61.2	63.3	59.1
Top Speed [km/h]	69.6	69.6	64.1	62.9	64.7	61.8
Avg. Dist. to Rail [m]	2.8	2.3	1.6	0.7	0.9	0.4
Avg. Stride Freq. [Hz]	2.2	2.3	2.2	2.2	2.3	2.3
Avg. Stride Length [m]	6.8	8.1	7.8	7.7	7.6	7.2



- [] Ranking at each section and finish
- .-.- No data available at this section
- NA No data available



Horse/Jockey Name	Rich Again
Final Rank	2
Fastest Section Time (Section)	0:10.96 (1000m)
Top Speed [km/h] (Section)	68.0 (1000m)
Race State	Finished

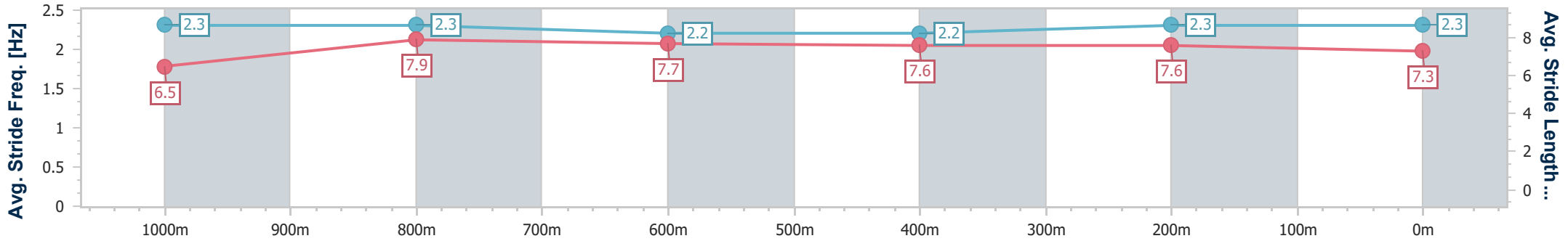
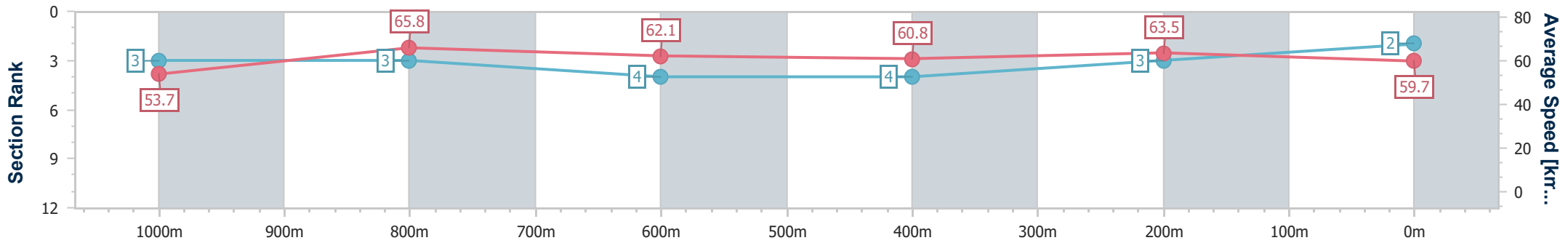


Doomben QLD Professional
Race 4: THE GIBSON Colts, Geldings and Entires Class 1
Handicap - 1200m
 17 July 2024 - 14:22
 Track Rating: Good 4, Weather: Fine, Rail Position: +8m Entire



BRISBANE
RACING CLUB

Section	Overall	1000m	800m	600m	400m	200m
Section Times	1:10.98 [2] (0:13.40)	0:57.58 [3] (0:10.96)	0:46.62 [3] (0:11.56)	0:35.06 [4] (0:11.72)	0:23.34 [4] (0:11.26)	0:12.08 [3] (0:12.08)
Average Speed [km/h]	53.7	65.8	62.1	60.8	63.5	59.7
Top Speed [km/h]	67.5	68.0	64.0	62.3	64.3	63.8
Avg. Dist. to Rail [m]	0.8	0.6	0.8	1.8	1.4	1.0
Avg. Stride Freq. [Hz]	2.3	2.3	2.2	2.2	2.3	2.3
Avg. Stride Length [m]	6.5	7.9	7.7	7.6	7.6	7.3



- [] Ranking at each section and finish
- .-.- No data available at this section
- NA No data available



Horse/Jockey Name	Limero
Final Rank	3
Fastest Section Time (Section)	0:10.97 (1000m)
Top Speed [km/h] (Section)	68.6 (Overall)
Race State	Finished

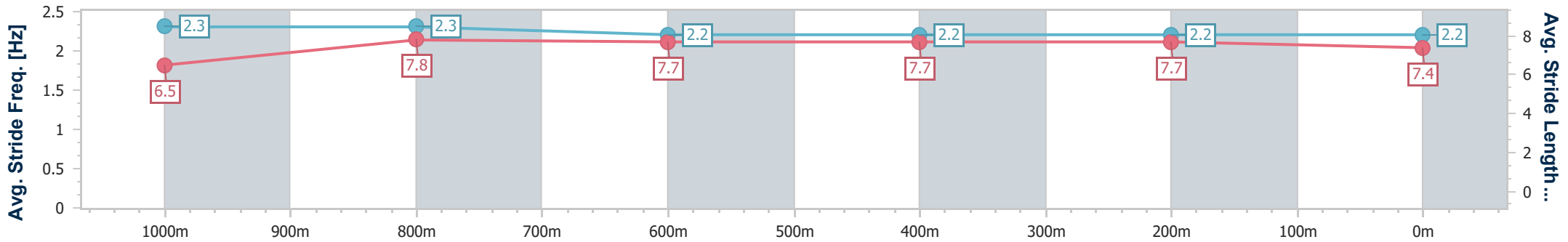
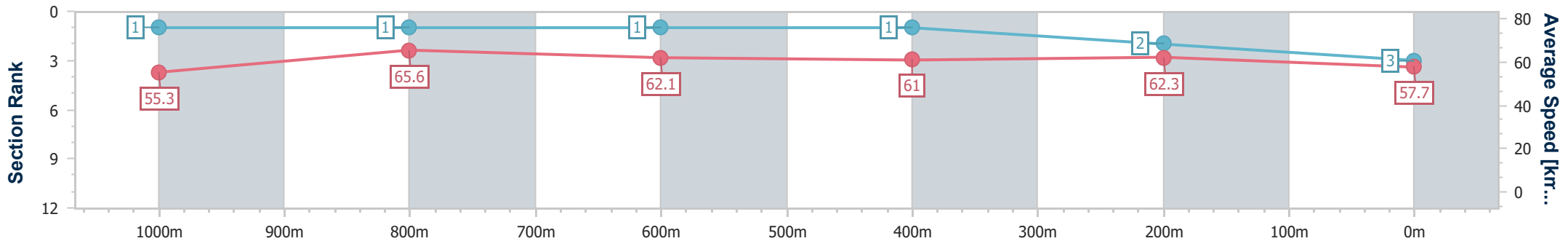


Doomben QLD Professional
Race 4: THE GIBSON Colts, Geldings and Entires Class 1
Handicap - 1200m
 17 July 2024 - 14:22
 Track Rating: Good 4, Weather: Fine, Rail Position: +8m Entire



BRISBANE
RACING CLUB

Section	Overall	1000m	800m	600m	400m	200m
Section Times	1:11.32 [3] (0:13.01)	0:58.31 [1] (0:10.97)	0:47.34 [1] (0:11.61)	0:35.73 [1] (0:11.74)	0:23.99 [1] (0:11.50)	0:12.49 [2] (0:12.49)
Average Speed [km/h]	55.3	65.6	62.1	61.0	62.3	57.7
Top Speed [km/h]	68.6	68.3	64.0	62.2	63.0	61.3
Avg. Dist. to Rail [m]	4.2	0.5	0.2	1.1	1.1	0.3
Avg. Stride Freq. [Hz]	2.3	2.3	2.2	2.2	2.2	2.2
Avg. Stride Length [m]	6.5	7.8	7.7	7.7	7.7	7.4



- [] Ranking at each section and finish
- .-.- No data available at this section
- NA No data available



Horse/Jockey Name	Yishay
Final Rank	4
Fastest Section Time (Section)	0:10.88 (1000m)
Top Speed [km/h] (Section)	70.1 (1000m)
Race State	Finished

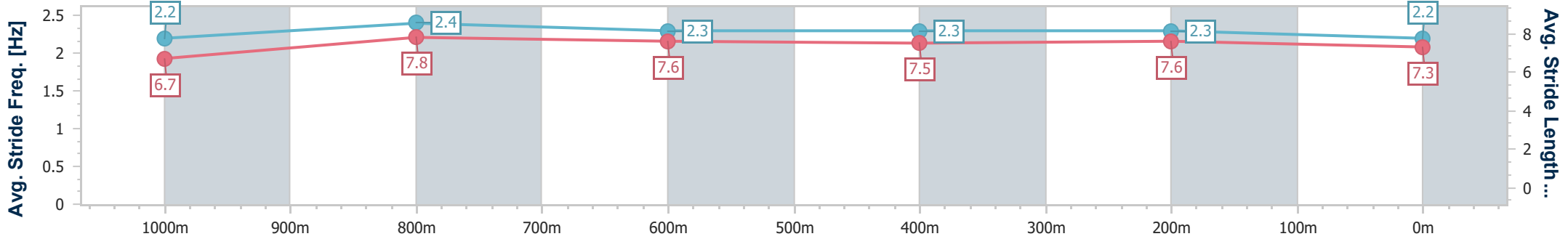
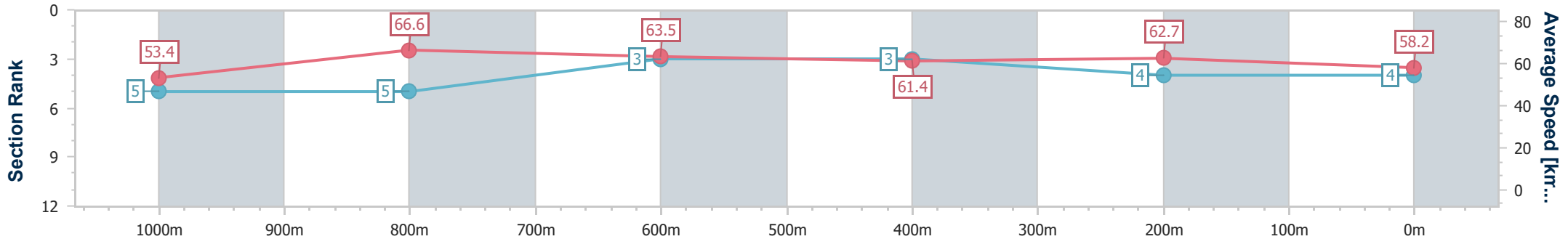


Doomben QLD Professional
Race 4: THE GIBSON Colts, Geldings and Entires Class 1
Handicap - 1200m
 17 July 2024 - 14:22
 Track Rating: Good 4, Weather: Fine, Rail Position: +8m Entire



BRISBANE
RACING CLUB

Section	Overall	1000m	800m	600m	400m	200m
Section Times	1:11.43 [4] (0:13.53)	0:57.90 [5] (0:10.88)	0:47.02 [5] (0:11.44)	0:35.58 [3] (0:11.75)	0:23.83 [3] (0:11.45)	0:12.38 [4] (0:12.38)
Average Speed [km/h]	53.4	66.6	63.5	61.4	62.7	58.2
Top Speed [km/h]	69.2	70.1	65.2	63.0	64.0	60.6
Avg. Dist. to Rail [m]	3.3	2.7	2.2	0.6	1.4	2.3
Avg. Stride Freq. [Hz]	2.2	2.4	2.3	2.3	2.3	2.2
Avg. Stride Length [m]	6.7	7.8	7.6	7.5	7.6	7.3



- [] Ranking at each section and finish
- .-.- No data available at this section
- NA No data available



Horse/Jockey Name	Holy Trojan
Final Rank	5
Fastest Section Time (Section)	0:11.08 (1000m)
Top Speed [km/h] (Section)	67.2 (1000m)
Race State	Finished

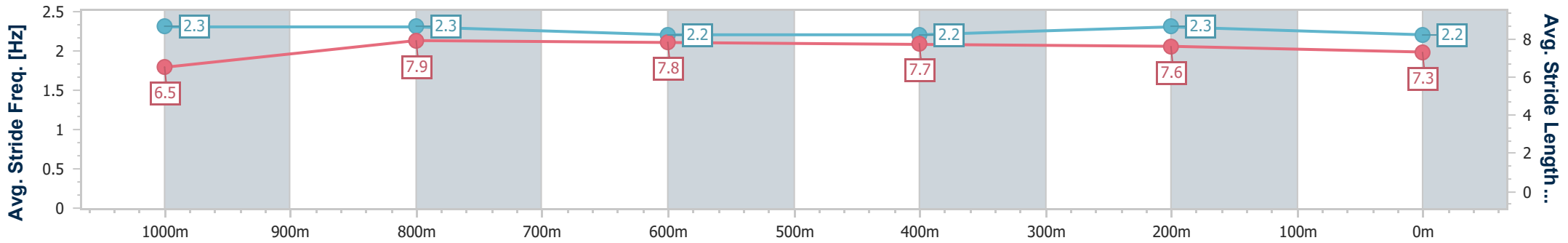
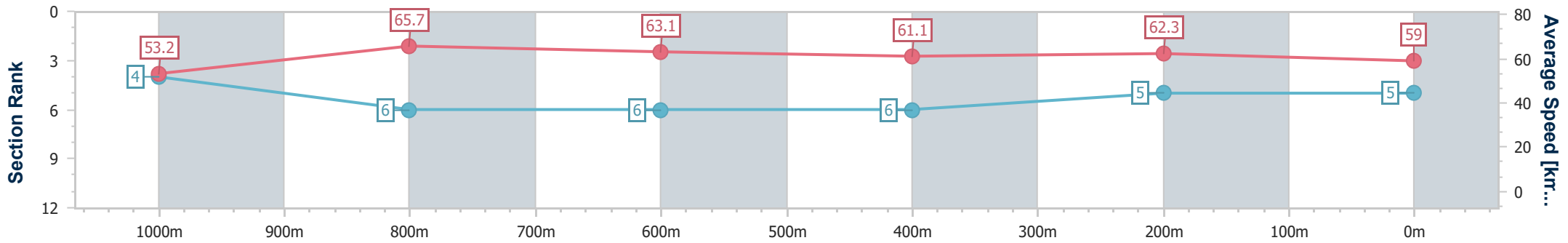


Doomben QLD Professional
Race 4: THE GIBSON Colts, Geldings and Entires Class 1
Handicap - 1200m
 17 July 2024 - 14:22
 Track Rating: Good 4, Weather: Fine, Rail Position: +8m Entire



BRISBANE
RACING CLUB

Section	Overall	1000m	800m	600m	400m	200m
Section Times	1:11.56 [5] (0:13.51)	0:58.05 [4] (0:11.08)	0:46.97 [6] (0:11.51)	0:35.46 [6] (0:11.73)	0:23.73 [6] (0:11.51)	0:12.22 [5] (0:12.22)
Average Speed [km/h]	53.2	65.7	63.1	61.1	62.3	59.0
Top Speed [km/h]	66.9	67.2	64.3	62.9	63.3	61.4
Avg. Dist. to Rail [m]	8.0	3.7	1.5	0.8	1.0	0.4
Avg. Stride Freq. [Hz]	2.3	2.3	2.2	2.2	2.3	2.2
Avg. Stride Length [m]	6.5	7.9	7.8	7.7	7.6	7.3



- [] Ranking at each section and finish
- .-.- No data available at this section
- NA No data available



Horse/Jockey Name	Beautantes
Final Rank	6
Fastest Section Time (Section)	0:11.03 (1000m)
Top Speed [km/h] (Section)	70.2 (1000m)
Race State	Finished

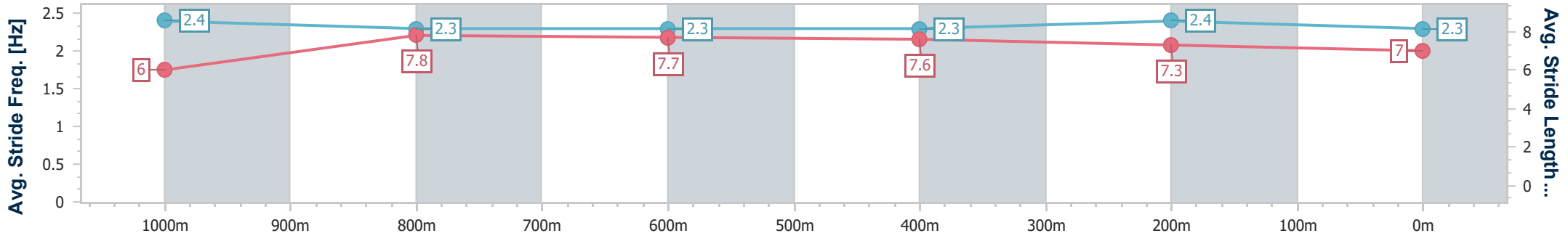
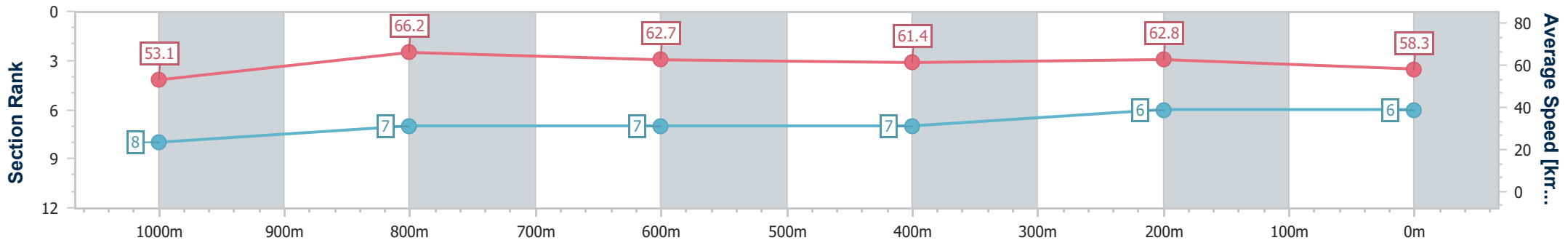


Doomben QLD Professional
Race 4: THE GIBSON Colts, Geldings and Entires Class 1
Handicap - 1200m
 17 July 2024 - 14:22
 Track Rating: Good 4, Weather: Fine, Rail Position: +8m Entire



BRISBANE
RACING CLUB

Section	Overall	1000m	800m	600m	400m	200m
Section Times	1:11.71 [6] (0:13.59)	0:58.12 [8] (0:11.03)	0:47.09 [7] (0:11.53)	0:35.56 [7] (0:11.76)	0:23.80 [7] (0:11.48)	0:12.32 [6] (0:12.32)
Average Speed [km/h]	53.1	66.2	62.7	61.4	62.8	58.3
Top Speed [km/h]	70.2	70.2	64.5	62.5	63.6	62.2
Avg. Dist. to Rail [m]	8.5	4.7	1.1	0.4	2.2	3.4
Avg. Stride Freq. [Hz]	2.4	2.3	2.3	2.3	2.4	2.3
Avg. Stride Length [m]	6.0	7.8	7.7	7.6	7.3	7.0



- [] Ranking at each section and finish
- .-.- No data available at this section
- NA No data available



Horse/Jockey Name	Whiskey And Beer
Final Rank	7
Fastest Section Time (Section)	0:11.07 (1000m)
Top Speed [km/h] (Section)	68.0 (1000m)
Race State	Finished

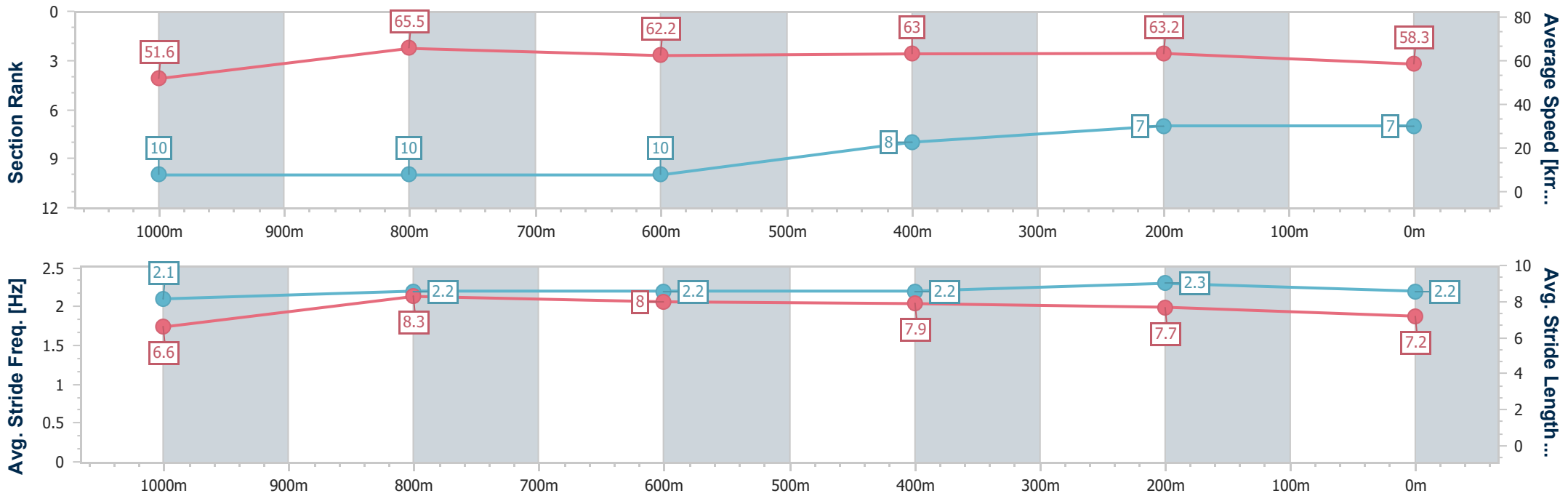


Doomben QLD Professional
Race 4: THE GIBSON Colts, Geldings and Entires Class 1
Handicap - 1200m
 17 July 2024 - 14:22
 Track Rating: Good 4, Weather: Fine, Rail Position: +8m Entire



BRISBANE
RACING CLUB

Section	Overall	1000m	800m	600m	400m	200m
Section Times	1:11.86 [7] (0:13.92)	0:57.94 [10] (0:11.07)	0:46.87 [10] (0:11.65)	0:35.22 [10] (0:11.47)	0:23.75 [8] (0:11.39)	0:12.36 [7] (0:12.36)
Average Speed [km/h]	51.6	65.5	62.2	63.0	63.2	58.3
Top Speed [km/h]	67.8	68.0	63.5	64.4	64.5	62.1
Avg. Dist. to Rail [m]	5.5	2.6	0.7	0.7	2.8	5.0
Avg. Stride Freq. [Hz]	2.1	2.2	2.2	2.2	2.3	2.2
Avg. Stride Length [m]	6.6	8.3	8.0	7.9	7.7	7.2



- [] Ranking at each section and finish
- .-.- No data available at this section
- NA No data available



Horse/Jockey Name	King Kryptos
Final Rank	8
Fastest Section Time (Section)	0:11.16 (1000m)
Top Speed [km/h] (Section)	67.6 (Overall)
Race State	Finished

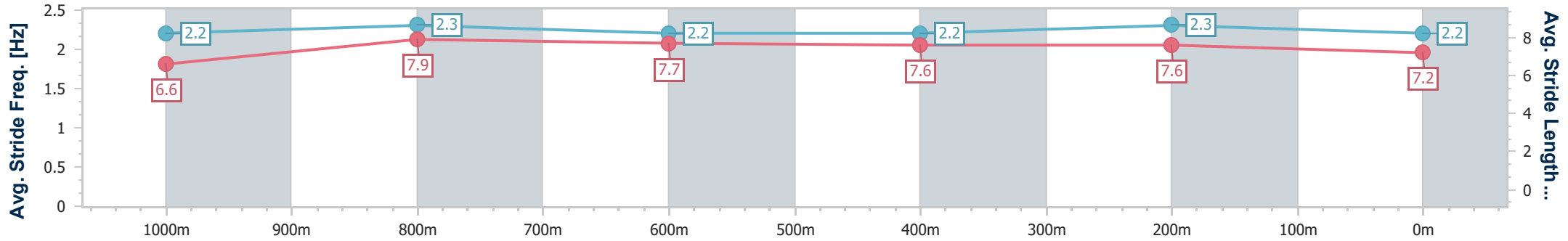
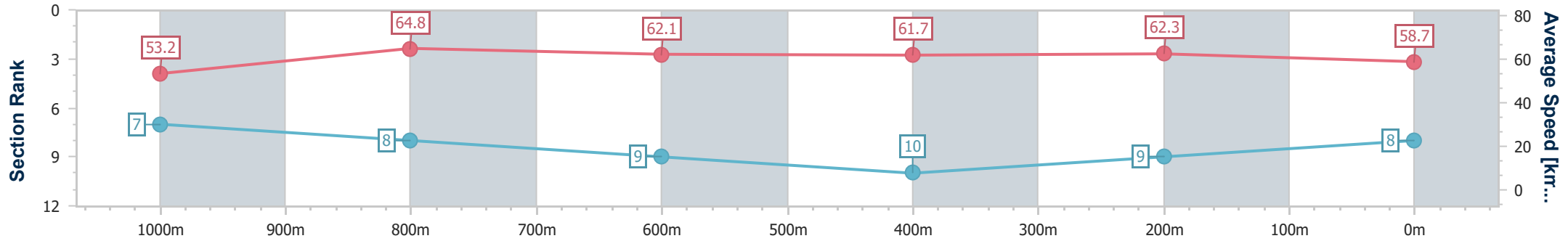


Doomben QLD Professional
Race 4: THE GIBSON Colts, Geldings and Entires Class 1
Handicap - 1200m
17 July 2024 - 14:22
Track Rating: Good 4, Weather: Fine, Rail Position: +8m Entire



BRISBANE
RACING CLUB

Section	Overall	1000m	800m	600m	400m	200m
Section Times	1:11.97 [8] (0:13.57)	0:58.40 [7] (0:11.16)	0:47.24 [8] (0:11.70)	0:35.54 [9] (0:11.71)	0:23.83 [10] (0:11.52)	0:12.31 [9] (0:12.31)
Average Speed [km/h]	53.2	64.8	62.1	61.7	62.3	58.7
Top Speed [km/h]	67.6	67.3	64.5	62.3	63.3	61.1
Avg. Dist. to Rail [m]	3.1	2.1	1.5	0.8	0.4	1.5
Avg. Stride Freq. [Hz]	2.2	2.3	2.2	2.2	2.3	2.2
Avg. Stride Length [m]	6.6	7.9	7.7	7.6	7.6	7.2



- [] Ranking at each section and finish
- .-.- No data available at this section
- NA No data available



Horse/Jockey Name	French Comet
Final Rank	9
Fastest Section Time (Section)	0:10.85 (1000m)
Top Speed [km/h] (Section)	70.1 (Overall)
Race State	Finished

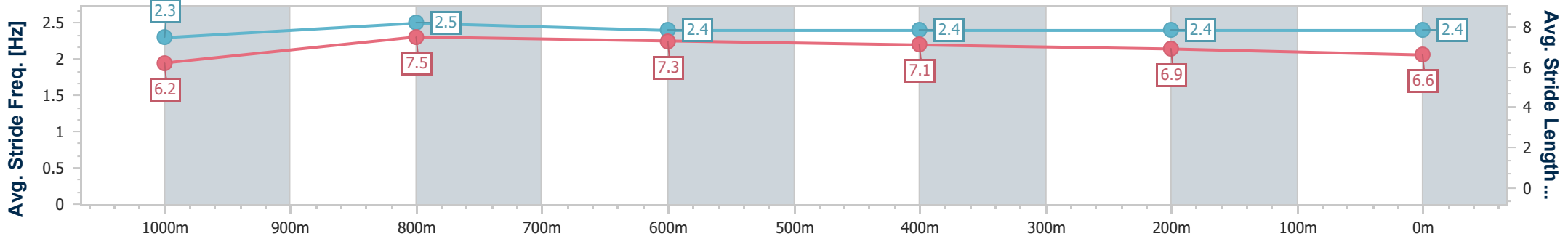
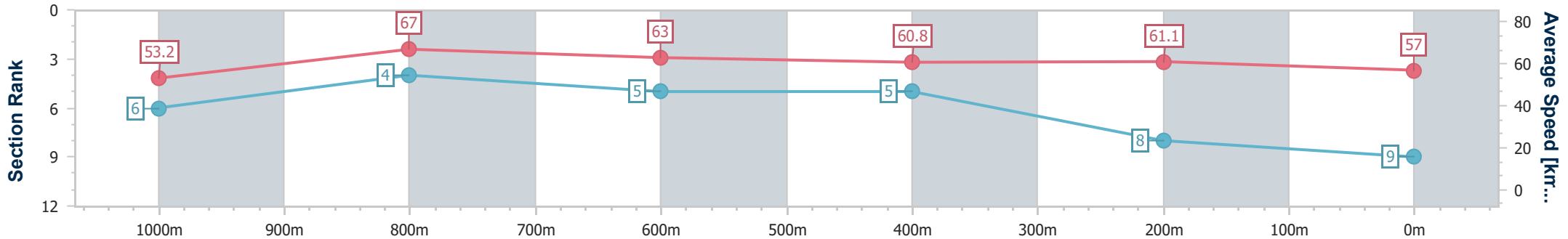


Doomben QLD Professional
Race 4: THE GIBSON Colts, Geldings and Entires Class 1
Handicap - 1200m
 17 July 2024 - 14:22
 Track Rating: Good 4, Weather: Fine, Rail Position: +8m Entire



BRISBANE
RACING CLUB

Section	Overall	1000m	800m	600m	400m	200m
Section Times	1:12.17 [9] (0:13.54)	0:58.63 [6] (0:10.85)	0:47.78 [4] (0:11.58)	0:36.20 [5] (0:11.84)	0:24.36 [5] (0:11.73)	0:12.63 [8] (0:12.63)
Average Speed [km/h]	53.2	67.0	63.0	60.8	61.1	57.0
Top Speed [km/h]	70.1	70.0	65.2	62.1	62.6	60.0
Avg. Dist. to Rail [m]	4.3	3.8	2.3	1.0	1.3	1.4
Avg. Stride Freq. [Hz]	2.3	2.5	2.4	2.4	2.4	2.4
Avg. Stride Length [m]	6.2	7.5	7.3	7.1	6.9	6.6



- [] Ranking at each section and finish
- .-.- No data available at this section
- NA No data available



Horse/Jockey Name	Impounded
Final Rank	10
Fastest Section Time (Section)	0:10.97 (1000m)
Top Speed [km/h] (Section)	68.0 (Overall)
Race State	Finished

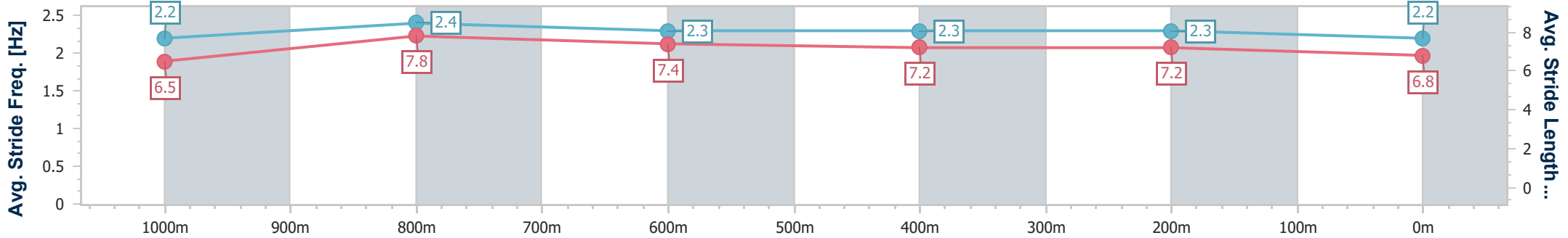
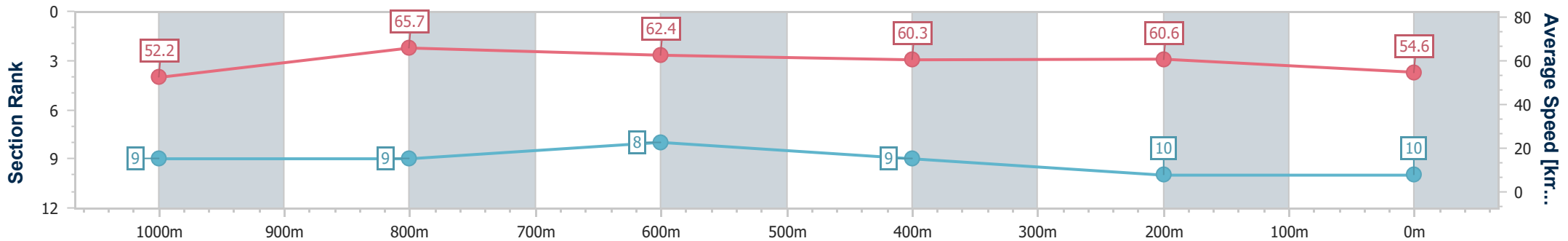


Doomben QLD Professional
Race 4: THE GIBSON Colts, Geldings and Entires Class 1
Handicap - 1200m
 17 July 2024 - 14:22
 Track Rating: Good 4, Weather: Fine, Rail Position: +8m Entire



BRISBANE
RACING CLUB

Section	Overall	1000m	800m	600m	400m	200m
Section Times	1:13.16 [10] (0:13.79)	0:59.37 [9] (0:10.97)	0:48.40 [9] (0:11.54)	0:36.86 [8] (0:11.84)	0:25.02 [9] (0:11.84)	0:13.18 [10] (0:13.18)
Average Speed [km/h]	52.2	65.7	62.4	60.3	60.6	54.6
Top Speed [km/h]	68.0	67.7	63.7	61.7	62.2	58.7
Avg. Dist. to Rail [m]	4.5	1.0	0.3	1.0	2.5	2.4
Avg. Stride Freq. [Hz]	2.2	2.4	2.3	2.3	2.3	2.2
Avg. Stride Length [m]	6.5	7.8	7.4	7.2	7.2	6.8



- [] Ranking at each section and finish
- .-.- No data available at this section
- NA No data available