



Doomben QLD Professional

Race 2: XXXX Colts, Geldings and Entires Maiden Plate - 1200m

17 July 2024 - 13:12



BRISBANE
RACING CLUB

Track Rating: Good 4, Weather: Fine, Rail Position: +8m Entire

Section												Last 600m	
Field Times		Overall	1000m	800m	600m	400m	200m						0:35.63
		1:11.25 (0:13.36)	0:57.89 (0:10.81)	0:47.08 (0:11.45)	0:35.63 (0:11.87)	0:23.76 (0:11.57)	0:12.19 (0:12.19)						
Rank	TAB Horse/Jockey	Barrier	Top Speed [km/h]	Fastest Section								Margin	Distance Travelled [m]
1	9 MYSTIC MAC Melea Castle	5	69.8 1000m	0:10.76 1000m	1:11.25 [1] (0:13.51)	0:57.74 [2] (0:10.76)	0:46.98 [2] (0:11.37)	0:35.61 [2] (0:11.85)	0:23.76 [1] (0:11.57)	0:12.19 [1] (0:12.19)	1:11.25	0:35.61	
2	12 TURN THE CORNER Ryan Maloney	7	66.0 1000m	0:11.15 1000m	1:11.69 [2] (0:14.08)	0:57.61 [9] (0:11.15)	0:46.46 [9] (0:11.27)	0:35.19 [8] (0:11.69)	0:23.50 [8] (0:11.38)	0:12.12 [4] (0:12.12)	2.62L	0:35.19	+0
3	1 BEANS MEANS Madeleine Wishart	2	67.2 1000m	0:10.93 1000m	1:11.75 [3] (0:13.66)	0:58.09 [4] (0:10.93)	0:47.16 [4] (0:11.37)	0:35.79 [3] (0:11.80)	0:23.99 [3] (0:11.67)	0:12.32 [3] (0:12.32)	2.98L	0:35.79	+1
4	5 AUTUMN SONG Cejay Graham	9	67.2 Overall	0:11.19 1000m	1:11.94 [4] (0:13.79)	0:58.15 [5] (0:11.19)	0:46.96 [6] (0:11.27)	0:35.69 [6] (0:11.77)	0:23.92 [6] (0:11.59)	0:12.33 [6] (0:12.33)	4.08L	0:35.69	+6
5	13 MINGARDOS Samantha Collett	3	67.1 1000m	0:11.05 1000m	1:12.00 [5] (0:13.86)	0:58.14 [6] (0:11.05)	0:47.09 [5] (0:11.30)	0:35.79 [5] (0:11.78)	0:24.01 [5] (0:11.63)	0:12.38 [7] (0:12.38)	4.41L	0:35.79	+0
6	8 LOYALTY COUNTS Cody Collis	1	67.1 1000m	0:10.95 1000m	1:12.04 [6] (0:13.59)	0:58.45 [3] (0:10.95)	0:47.50 [3] (0:11.44)	0:36.06 [4] (0:11.83)	0:24.23 [4] (0:11.78)	0:12.45 [5] (0:12.45)	4.65L	0:36.06	+0
7	2 DANE ROAD Dale Smith	6	65.8 1000m	0:11.17 1000m	1:12.31 [7] (0:13.97)	0:58.34 [7] (0:11.17)	0:47.17 [8] (0:11.17)	0:36.00 [7] (0:11.74)	0:24.26 [7] (0:11.74)	0:12.52 [8] (0:12.52)	6.27L	0:36.00	+4
8	3 TAKING FLIGHT Casey Waddell	4	68.4 1000m	0:10.81 1000m	1:12.41 [8] (0:13.36)	0:59.05 [1] (0:10.81)	0:48.24 [1] (0:11.45)	0:36.79 [1] (0:11.93)	0:24.86 [2] (0:11.84)	0:13.02 [2] (0:13.02)	6.83L	0:36.79	+0
9	4 TYSON'S FURY Jake Bayliss	10	67.1 1000m	0:11.07 1000m	1:12.67 [9] (0:14.07)	0:58.60 [8] (0:11.07)	0:47.53 [7] (0:11.41)	0:36.12 [9] (0:11.94)	0:24.18 [9] (0:11.57)	0:12.61 [9] (0:12.61)	8.39L	0:36.12	+6

Scratched: Optimus Maximus (#10), Cash Landing (#6), Superstitious (#11), Dance Wizzard (#7)



Horse/Jockey Name	Mystic Mac
Final Rank	1
Fastest Section Time (Section)	0:10.76 (1000m)
Top Speed [km/h] (Section)	69.8 (1000m)
Race State	Finished



Doomben QLD Professional
Race 2: XXXX Colts, Geldings and Entires Maiden Plate - 1200m

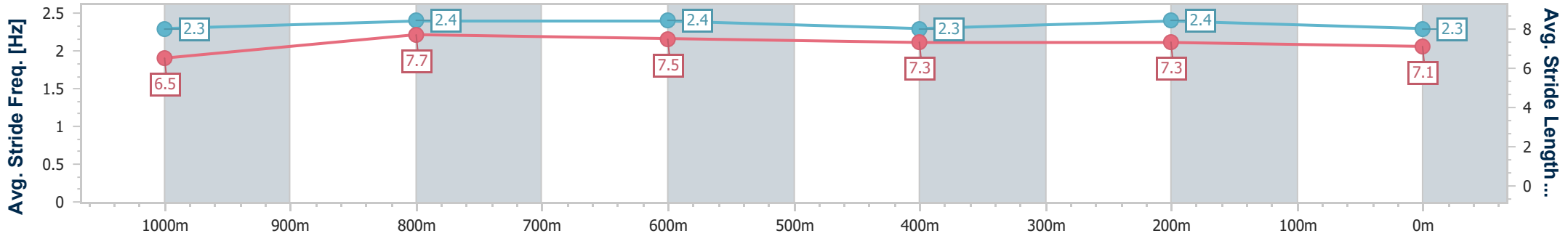
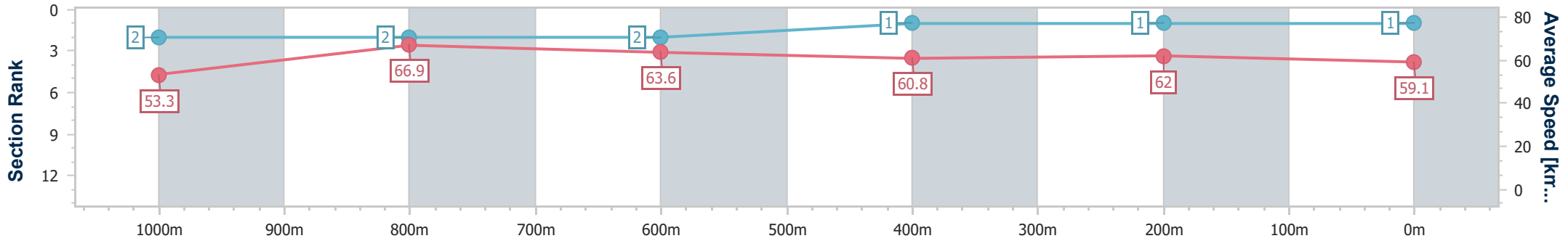
17 July 2024 - 13:12

Track Rating: Good 4, Weather: Fine, Rail Position: +8m Entire



BRISBANE
RACING CLUB

Section	Overall	1000m	800m	600m	400m	200m
Section Times	1:11.25 [1] (0:13.51)	0:57.74 [2] (0:10.76)	0:46.98 [2] (0:11.37)	0:35.61 [2] (0:11.85)	0:23.76 [1] (0:11.57)	0:12.19 [1] (0:12.19)
Average Speed [km/h]	53.3	66.9	63.6	60.8	62.0	59.1
Top Speed [km/h]	69.6	69.8	65.3	61.8	63.1	61.7
Avg. Dist. to Rail [m]	3.8	0.7	0.2	0.2	1.2	0.6
Avg. Stride Freq. [Hz]	2.3	2.4	2.4	2.3	2.4	2.3
Avg. Stride Length [m]	6.5	7.7	7.5	7.3	7.3	7.1



- [] Ranking at each section and finish
- .-.- No data available at this section
- NA No data available



Horse/Jockey Name	Turn The Corner
Final Rank	2
Fastest Section Time (Section)	0:11.15 (1000m)
Top Speed [km/h] (Section)	66.0 (1000m)
Race State	Finished



Doomben QLD Professional
Race 2: XXXX Colts, Geldings and Entires Maiden Plate - 1200m

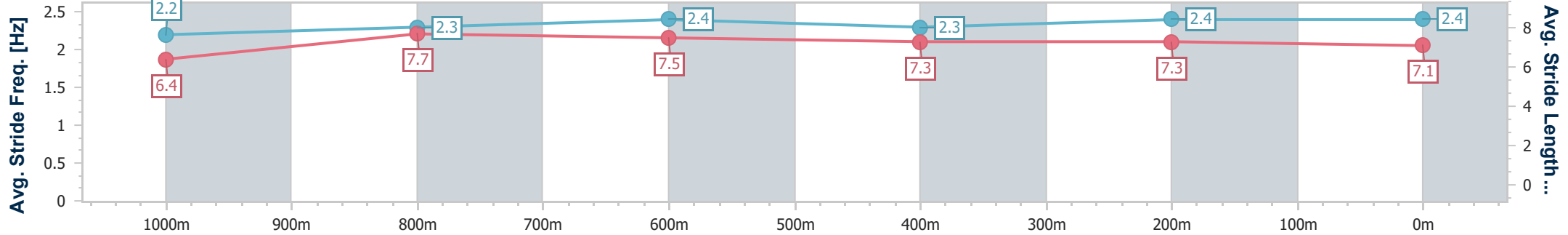
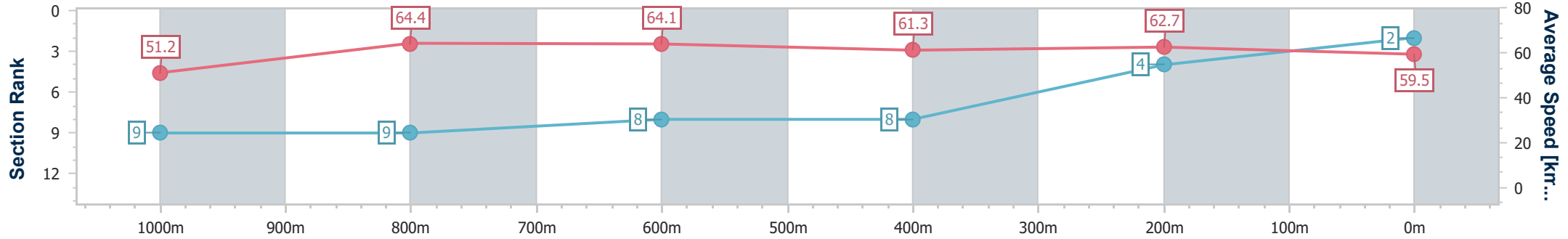
17 July 2024 - 13:12

Track Rating: Good 4, Weather: Fine, Rail Position: +8m Entire



BRISBANE
RACING CLUB

Section	Overall	1000m	800m	600m	400m	200m
Section Times	1:11.69 [2] (0:14.08)	0:57.61 [9] (0:11.15)	0:46.46 [9] (0:11.27)	0:35.19 [8] (0:11.69)	0:23.50 [8] (0:11.38)	0:12.12 [4]
Average Speed [km/h]	51.2	64.4	64.1	61.3	62.7	59.5
Top Speed [km/h]	65.1	66.0	64.8	63.4	64.1	62.3
Avg. Dist. to Rail [m]	5.0	1.0	0.4	1.0	3.5	1.7
Avg. Stride Freq. [Hz]	2.2	2.3	2.4	2.3	2.4	2.4
Avg. Stride Length [m]	6.4	7.7	7.5	7.3	7.3	7.1



- [] Ranking at each section and finish
- .-.- No data available at this section
- NA No data available



Horse/Jockey Name	Beans Means
Final Rank	3
Fastest Section Time (Section)	0:10.93 (1000m)
Top Speed [km/h] (Section)	67.2 (1000m)
Race State	Finished



Doomben QLD Professional
Race 2: XXXX Colts, Geldings and Entires Maiden Plate - 1200m

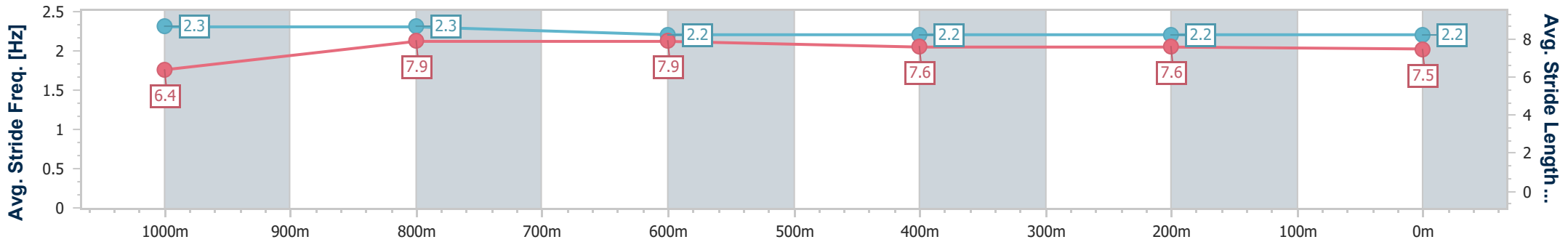
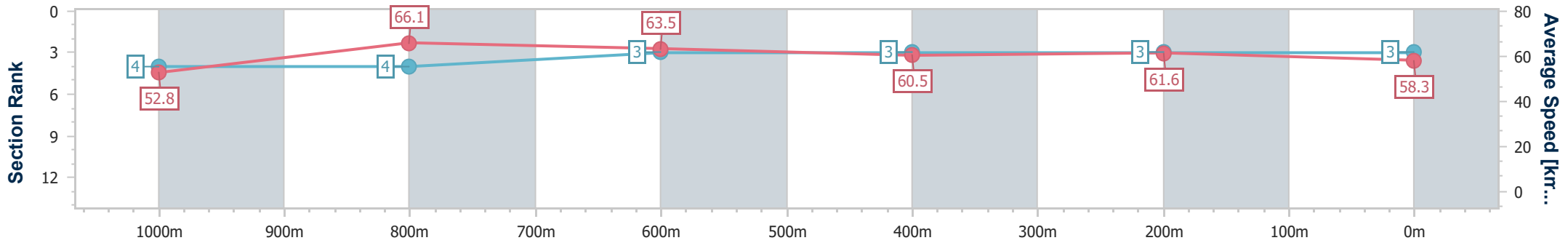


17 July 2024 - 13:12

BRISBANE
RACING CLUB

Track Rating: Good 4, Weather: Fine, Rail Position: +8m Entire

Section	Overall	1000m	800m	600m	400m	200m
Section Times	1:11.75 [3] (0:13.66)	0:58.09 [4] (0:10.93)	0:47.16 [4] (0:11.37)	0:35.79 [3] (0:11.80)	0:23.99 [3] (0:11.67)	0:12.32 [3] (0:12.32)
Average Speed [km/h]	52.8	66.1	63.5	60.5	61.6	58.3
Top Speed [km/h]	66.4	67.2	65.1	62.5	63.2	60.5
Avg. Dist. to Rail [m]	2.1	1.2	0.2	1.0	2.0	2.2
Avg. Stride Freq. [Hz]	2.3	2.3	2.2	2.2	2.2	2.2
Avg. Stride Length [m]	6.4	7.9	7.9	7.6	7.6	7.5



- [] Ranking at each section and finish
- .-.- No data available at this section
- NA No data available



Horse/Jockey Name	Autumn Song
Final Rank	4
Fastest Section Time (Section)	0:11.19 (1000m)
Top Speed [km/h] (Section)	67.2 (Overall)
Race State	Finished



Doomben QLD Professional
Race 2: XXXX Colts, Geldings and Entires Maiden Plate - 1200m

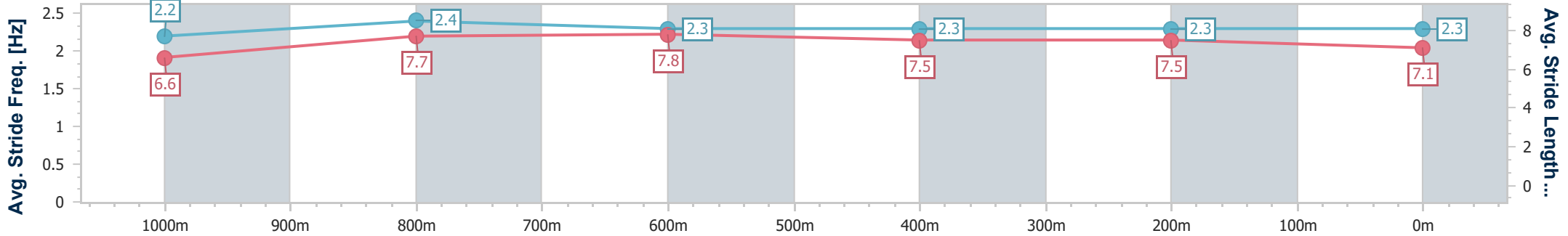
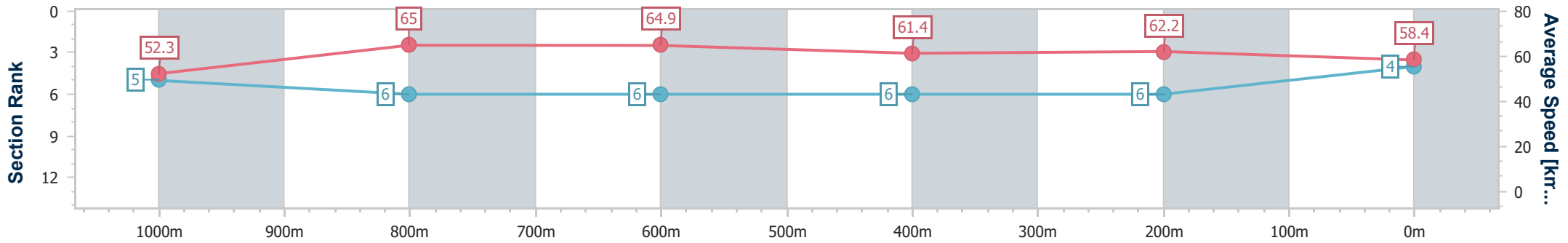
17 July 2024 - 13:12

Track Rating: Good 4, Weather: Fine, Rail Position: +8m Entire



BRISBANE
RACING CLUB

Section	Overall	1000m	800m	600m	400m	200m
Section Times	1:11.94 [4] (0:13.79)	0:58.15 [5] (0:11.19)	0:46.96 [6] (0:11.27)	0:35.69 [6] (0:11.77)	0:23.92 [6] (0:11.59)	0:12.33 [6] (0:12.33)
Average Speed [km/h]	52.3	65.0	64.9	61.4	62.2	58.4
Top Speed [km/h]	67.2	66.8	65.8	64.2	64.4	60.4
Avg. Dist. to Rail [m]	5.6	2.9	2.8	1.1	2.2	5.9
Avg. Stride Freq. [Hz]	2.2	2.4	2.3	2.3	2.3	2.3
Avg. Stride Length [m]	6.6	7.7	7.8	7.5	7.5	7.1



- [] Ranking at each section and finish
- .-.- No data available at this section
- NA No data available



Horse/Jockey Name	Mingardos
Final Rank	5
Fastest Section Time (Section)	0:11.05 (1000m)
Top Speed [km/h] (Section)	67.1 (1000m)
Race State	Finished



Doomben QLD Professional
Race 2: XXXX Colts, Geldings and Entires Maiden Plate - 1200m

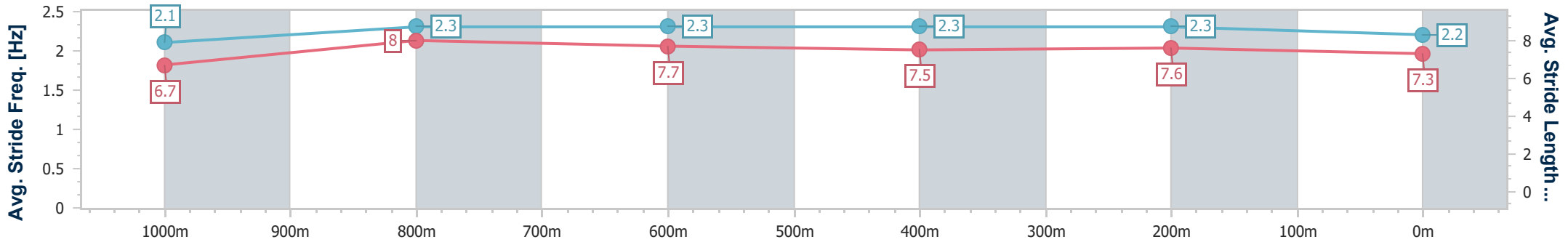
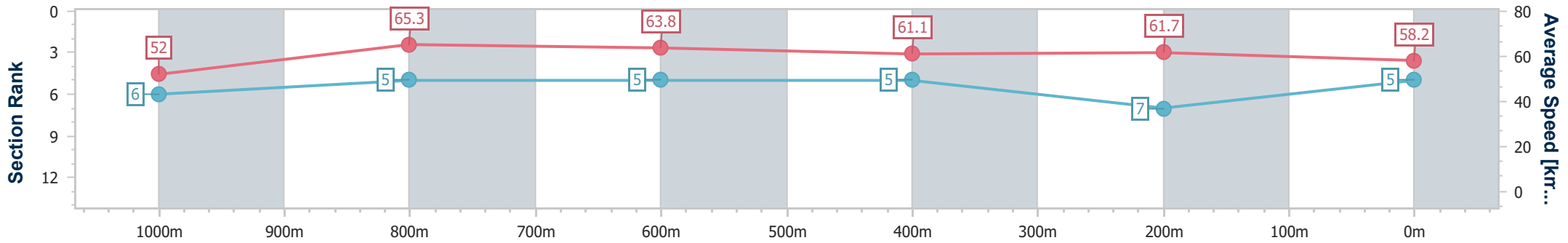


17 July 2024 - 13:12

BRISBANE
RACING CLUB

Track Rating: Good 4, Weather: Fine, Rail Position: +8m Entire

Section	Overall	1000m	800m	600m	400m	200m
Section Times	1:12.00 [5] (0:13.86)	0:58.14 [6] (0:11.05)	0:47.09 [5] (0:11.30)	0:35.79 [5] (0:11.78)	0:24.01 [5] (0:11.63)	0:12.38 [7] (0:12.38)
Average Speed [km/h]	52.0	65.3	63.8	61.1	61.7	58.2
Top Speed [km/h]	66.6	67.1	65.2	62.3	63.3	60.8
Avg. Dist. to Rail [m]	1.8	0.8	0.6	0.5	1.5	3.6
Avg. Stride Freq. [Hz]	2.1	2.3	2.3	2.3	2.3	2.2
Avg. Stride Length [m]	6.7	8.0	7.7	7.5	7.6	7.3



- [] Ranking at each section and finish
- .-.- No data available at this section
- NA No data available



Horse/Jockey Name	Loyalty Counts
Final Rank	6
Fastest Section Time (Section)	0:10.95 (1000m)
Top Speed [km/h] (Section)	67.1 (1000m)
Race State	Finished



Doomben QLD Professional
Race 2: XXXX Colts, Geldings and Entires Maiden Plate - 1200m

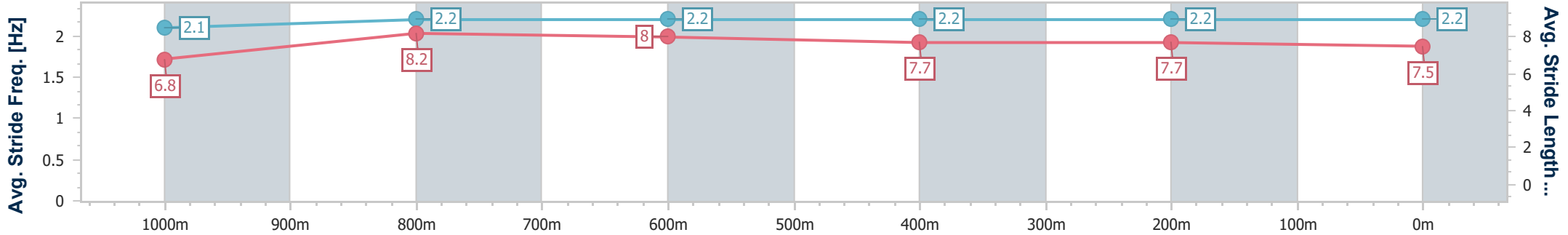
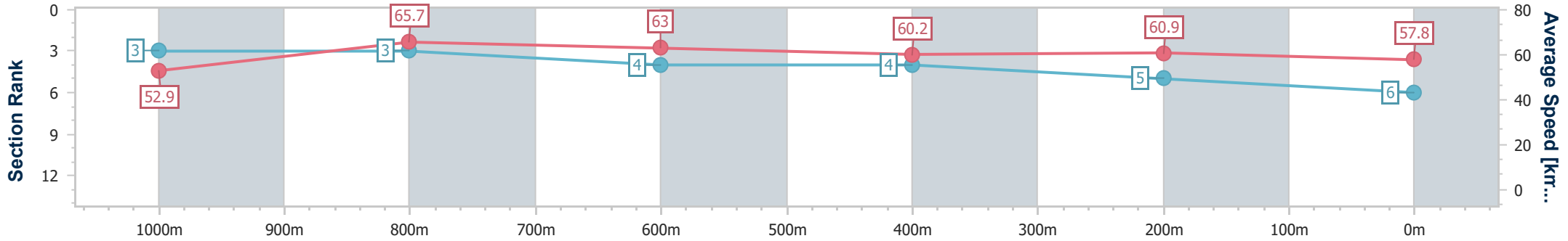


BRISBANE
 RACING CLUB

17 July 2024 - 13:12

Track Rating: Good 4, Weather: Fine, Rail Position: +8m Entire

Section	Overall	1000m	800m	600m	400m	200m
Section Times	1:12.04 [6] (0:13.59)	0:58.45 [3] (0:10.95)	0:47.50 [3] (0:11.44)	0:36.06 [4] (0:11.83)	0:24.23 [4] (0:11.78)	0:12.45 [5] (0:12.45)
Average Speed [km/h]	52.9	65.7	63.0	60.2	60.9	57.8
Top Speed [km/h]	66.5	67.1	65.3	61.8	62.3	60.9
Avg. Dist. to Rail [m]	0.6	0.3	0.1	1.2	1.2	2.6
Avg. Stride Freq. [Hz]	2.1	2.2	2.2	2.2	2.2	2.2
Avg. Stride Length [m]	6.8	8.2	8.0	7.7	7.7	7.5



- [] Ranking at each section and finish
- .-.- No data available at this section
- NA No data available



Horse/Jockey Name	Dane Road
Final Rank	7
Fastest Section Time (Section)	0:11.17 (1000m)
Top Speed [km/h] (Section)	65.8 (1000m)
Race State	Finished



Doomben QLD Professional
Race 2: XXXX Colts, Geldings and Entires Maiden Plate - 1200m

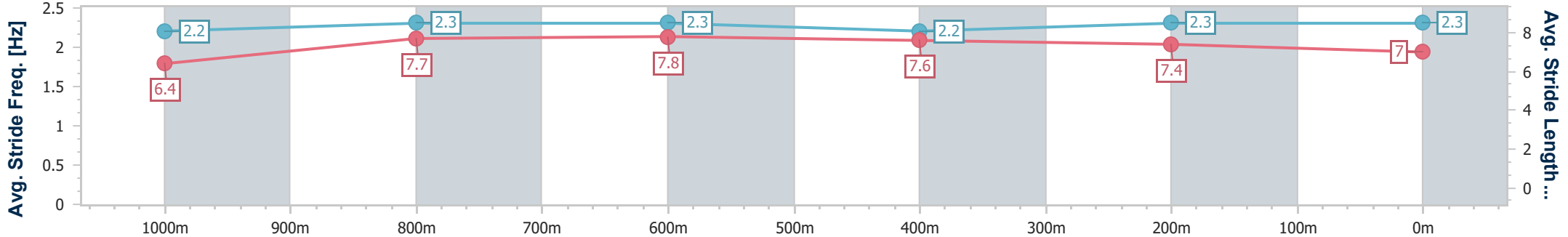
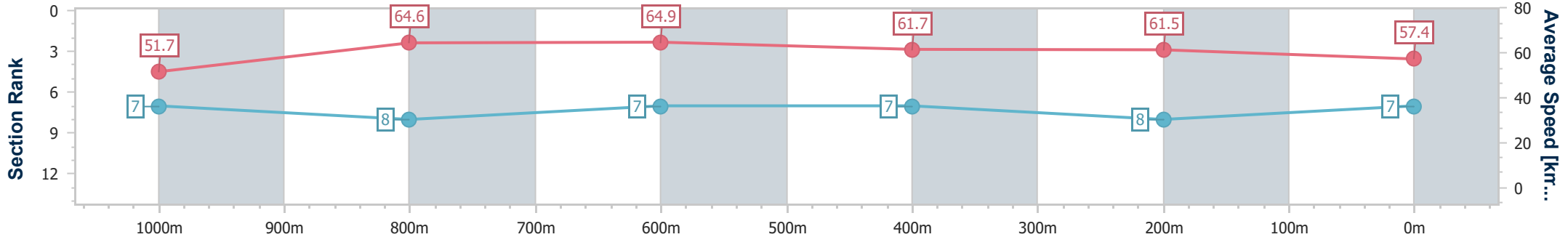


BRISBANE
 RACING CLUB

17 July 2024 - 13:12

Track Rating: Good 4, Weather: Fine, Rail Position: +8m Entire

Section	Overall	1000m	800m	600m	400m	200m
Section Times	1:12.31 [7] (0:13.97)	0:58.34 [7] (0:11.17)	0:47.17 [8] (0:11.17)	0:36.00 [7] (0:11.74)	0:24.26 [7] (0:11.74)	0:12.52 [8] (0:12.52)
Average Speed [km/h]	51.7	64.6	64.9	61.7	61.5	57.4
Top Speed [km/h]	65.4	65.8	65.3	63.7	62.7	59.7
Avg. Dist. to Rail [m]	4.1	1.6	1.6	1.1	2.5	3.8
Avg. Stride Freq. [Hz]	2.2	2.3	2.3	2.2	2.3	2.3
Avg. Stride Length [m]	6.4	7.7	7.8	7.6	7.4	7.0



- [] Ranking at each section and finish
- .-.- No data available at this section
- NA No data available



Horse/Jockey Name	Taking Flight
Final Rank	8
Fastest Section Time (Section)	0:10.81 (1000m)
Top Speed [km/h] (Section)	68.4 (1000m)
Race State	Finished



Doomben QLD Professional
Race 2: XXXX Colts, Geldings and Entires Maiden Plate - 1200m

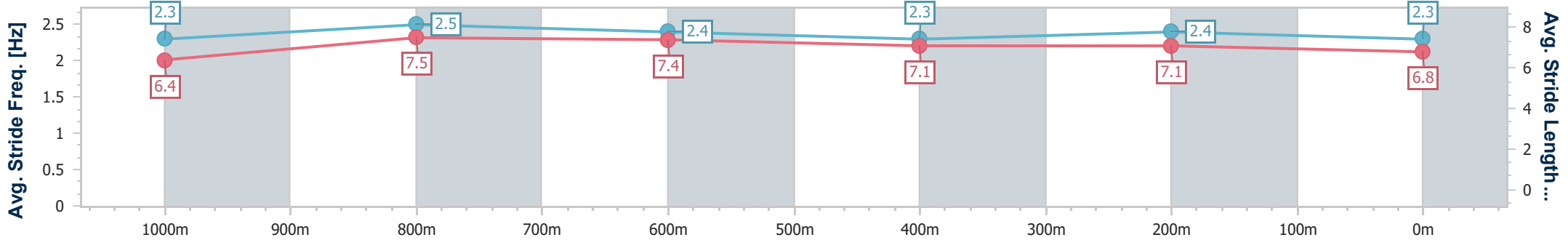
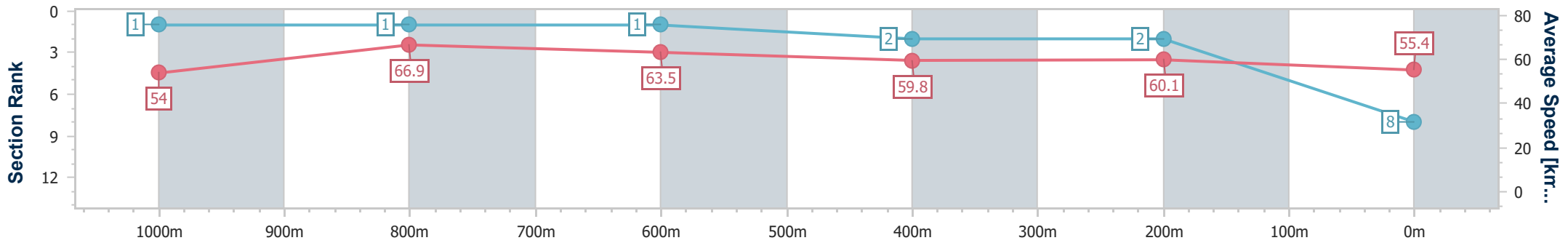


17 July 2024 - 13:12

BRISBANE RACING CLUB

Track Rating: Good 4, Weather: Fine, Rail Position: +8m Entire

Section	Overall	1000m	800m	600m	400m	200m
Section Times	1:12.41 [8] (0:13.36)	0:59.05 [1] (0:10.81)	0:48.24 [1] (0:11.45)	0:36.79 [1] (0:11.93)	0:24.86 [2] (0:11.84)	0:13.02 [2] (0:13.02)
Average Speed [km/h]	54.0	66.9	63.5	59.8	60.1	55.4
Top Speed [km/h]	68.1	68.4	65.4	62.0	63.2	58.2
Avg. Dist. to Rail [m]	3.4	2.5	1.3	1.9	2.7	0.9
Avg. Stride Freq. [Hz]	2.3	2.5	2.4	2.3	2.4	2.3
Avg. Stride Length [m]	6.4	7.5	7.4	7.1	7.1	6.8



- [] Ranking at each section and finish
- .-.- No data available at this section
- NA No data available



Horse/Jockey Name	Tyson's Fury
Final Rank	9
Fastest Section Time (Section)	0:11.07 (1000m)
Top Speed [km/h] (Section)	67.1 (1000m)
Race State	Finished



Doomben QLD Professional
Race 2: XXXX Colts, Geldings and Entires Maiden Plate - 1200m

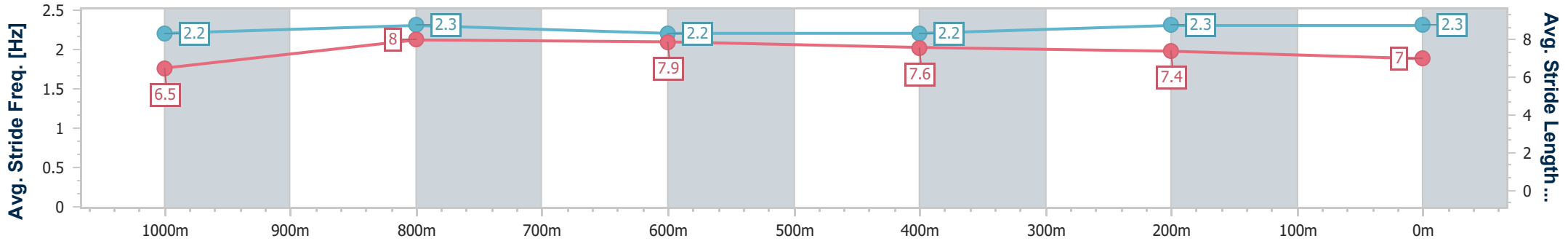
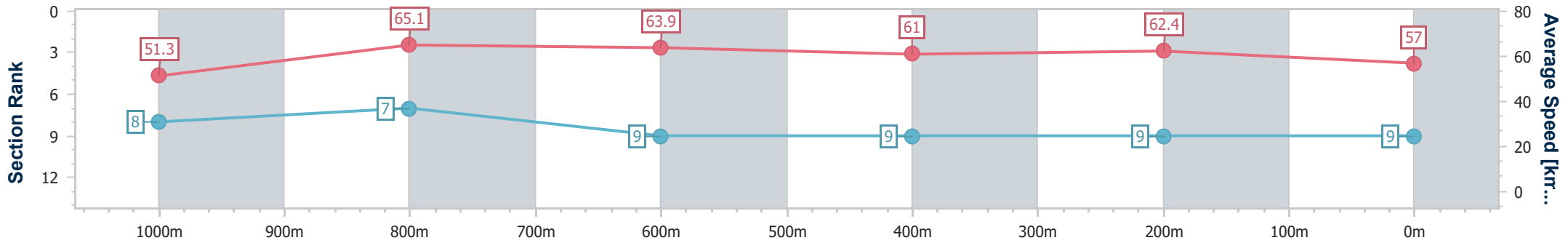
17 July 2024 - 13:12

Track Rating: Good 4, Weather: Fine, Rail Position: +8m Entire



BRISBANE
RACING CLUB

Section	Overall	1000m	800m	600m	400m	200m
Section Times	1:12.67 [9] (0:14.07)	0:58.60 [8] (0:11.07)	0:47.53 [7] (0:11.41)	0:36.12 [9] (0:11.94)	0:24.18 [9] (0:11.57)	0:12.61 [9] (0:12.61)
Average Speed [km/h]	51.3	65.1	63.9	61.0	62.4	57.0
Top Speed [km/h]	67.1	67.1	64.7	63.3	64.3	60.5
Avg. Dist. to Rail [m]	6.4	1.9	2.3	2.2	4.1	5.5
Avg. Stride Freq. [Hz]	2.2	2.3	2.2	2.2	2.3	2.3
Avg. Stride Length [m]	6.5	8.0	7.9	7.6	7.4	7.0



- [] Ranking at each section and finish
- .-.- No data available at this section
- NA No data available