



Sunshine Coast QLD Professional
Race 8: KEVLACAT POWER BOATS Open Plate - 1000m
14 July 2024 - 16:45



Track Rating: Heavy 9, Weather: Fine, Rail Position: True

Section		Overall						800m		600m		400m		200m		Last 600m	
Field Times		0:58.92 (0:13.42)						0:45.50 (0:10.84)		0:34.66 (0:11.12)		0:23.54 (0:11.26)		0:12.28 (0:12.28)		0:34.66	
Rank	TAB	Horse/Jockey	Barrier	Top Speed [km/h]	Fastest Section							Margin			Distance Travelled [m]		
1	3	NETTUNO Vlad Duric	3	67.4 400m	0:10.94 400m	0:58.92 [1] (0:13.96)	0:44.96 [7] (0:11.01)	0:33.95 [7] (0:11.15)	0:22.80 [7] (0:10.94)	0:11.86 [7] (0:11.86)	0:58.92		0:33.95				
2	6	HARDWARE LANE Michael Rodd	5	68.7 800m	0:10.72 800m	0:59.13 [2] (0:13.71)	0:45.42 [4] (0:10.72)	0:34.70 [3] (0:11.21)	0:23.49 [3] (0:11.12)	0:12.37 [3] (0:12.37)	1.3L		0:34.70	-1			
3	4	SITUATION ROOM Cejay Graham	6	67.7 800m	0:10.96 800m	0:59.14 [3] (0:13.74)	0:45.40 [5] (0:10.96)	0:34.44 [5] (0:11.26)	0:23.18 [5] (0:11.02)	0:12.16 [5] (0:12.16)	1.4L		0:34.44	+1			
4	2	GOLDEN BOOM Angela Jones	4	68.7 800m	0:10.76 800m	0:59.20 [4] (0:13.51)	0:45.69 [2] (0:10.76)	0:34.93 [2] (0:11.11)	0:23.82 [1] (0:11.26)	0:12.56 [1] (0:12.56)	1.6L		0:34.93	-1			
5	1	BRUDENELL Andrew Mallyon	9	68.5 800m	0:10.83 800m	0:59.24 [5] (0:13.68)	0:45.56 [3] (0:10.83)	0:34.73 [4] (0:11.14)	0:23.59 [4] (0:11.21)	0:12.38 [4] (0:12.38)	1.8L		0:34.73	+1			
6	5	RUBIQUITOUS Damien Thornton	8	68.5 800m	0:10.84 800m	0:59.25 [6] (0:13.42)	0:45.83 [1] (0:10.84)	0:34.99 [1] (0:11.21)	0:23.78 [2] (0:11.28)	0:12.50 [2] (0:12.50)	1.9L		0:34.99	+3			
7	9	HAKKAI MARU Robbie Dolan	1	67.1 800m	0:10.99 400m	0:59.54 [7] (0:13.85)	0:45.69 [6] (0:11.00)	0:34.69 [6] (0:11.20)	0:23.49 [6] (0:10.99)	0:12.50 [6] (0:12.50)	3.4L		0:34.69	-1			

Scratched: King Klaus (#7), Economics (#8), Outweighed (#11), Tectonic Plate (#10)

[] Ranking at each section and finish
 -:-:- No data available at this section
 NA No data available

SCN Saddle cloth number
 DNF Did not finish
 DNT Did not track



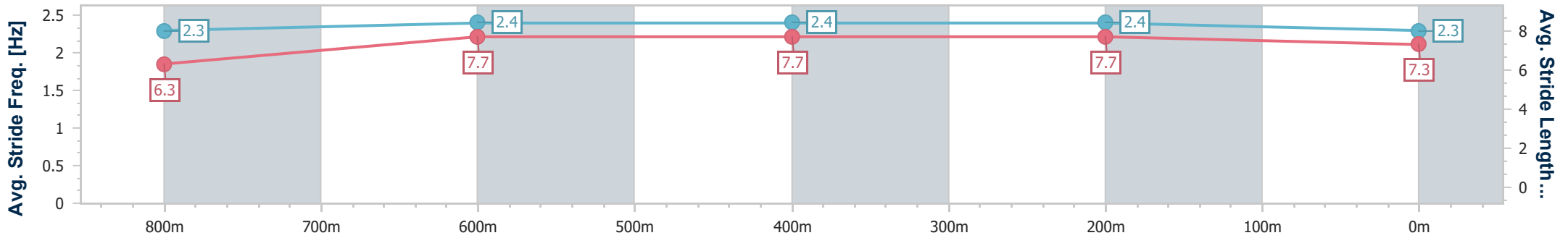
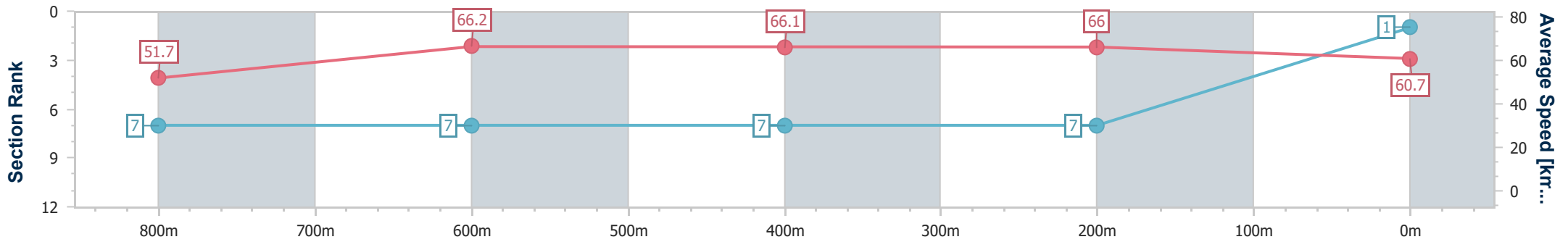
Horse/Jockey Name	Nettuno
Final Rank	1
Fastest Section Time (Section)	0:10.94 (400m)
Top Speed [km/h] (Section)	67.4 (400m)
Race State	Finished



Sunshine Coast QLD Professional
 Race 8: KEVLACAT POWER BOATS Open Plate - 1000m
 14 July 2024 - 16:45
 Track Rating: Heavy 9, Weather: Fine, Rail Position: True



Section	Overall	800m	600m	400m	200m
Section Times	0:58.92 [1] (0:13.96)	0:44.96 [7] (0:11.01)	0:33.95 [7] (0:11.15)	0:22.80 [7] (0:10.94)	0:11.86 [7] (0:11.86)
Average Speed [km/h]	51.7	66.2	66.1	66.0	60.7
Top Speed [km/h]	64.5	67.1	66.6	67.4	64.4
Avg. Dist. to Rail [m]	6.0	3.7	4.3	9.8	9.9
Avg. Stride Freq. [Hz]	2.3	2.4	2.4	2.4	2.3
Avg. Stride Length [m]	6.3	7.7	7.7	7.7	7.3



- [] Ranking at each section and finish
- .-.- No data available at this section
- NA No data available



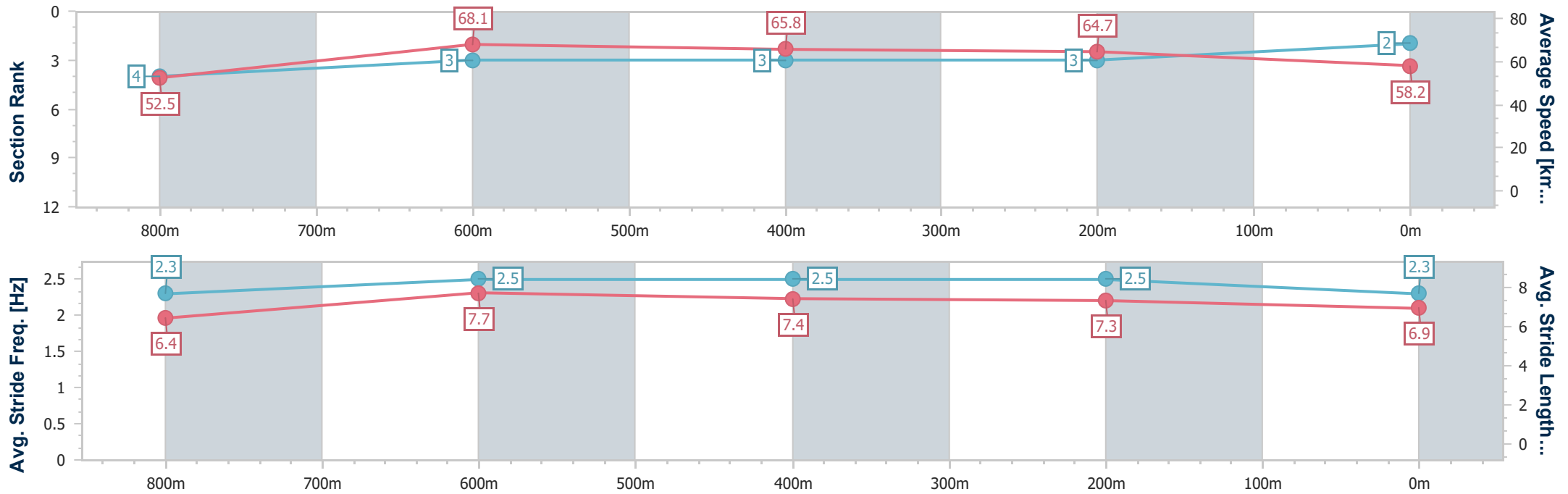
Horse/Jockey Name	Hardware Lane
Final Rank	2
Fastest Section Time (Section)	0:10.72 (800m)
Top Speed [km/h] (Section)	68.7 (800m)
Race State	Finished



Sunshine Coast QLD Professional
 Race 8: KEVLACAT POWER BOATS Open Plate - 1000m
 14 July 2024 - 16:45
 Track Rating: Heavy 9, Weather: Fine, Rail Position: True



Section	Overall	800m	600m	400m	200m
Section Times	0:59.13 [2] (0:13.71)	0:45.42 [4] (0:10.72)	0:34.70 [3] (0:11.21)	0:23.49 [3] (0:11.12)	0:12.37 [3] (0:12.37)
Average Speed [km/h]	52.5	68.1	65.8	64.7	58.2
Top Speed [km/h]	68.2	68.7	67.0	65.5	62.4
Avg. Dist. to Rail [m]	8.8	4.2	4.0	7.3	6.5
Avg. Stride Freq. [Hz]	2.3	2.5	2.5	2.5	2.3
Avg. Stride Length [m]	6.4	7.7	7.4	7.3	6.9



- [] Ranking at each section and finish
- .-.- No data available at this section
- NA No data available



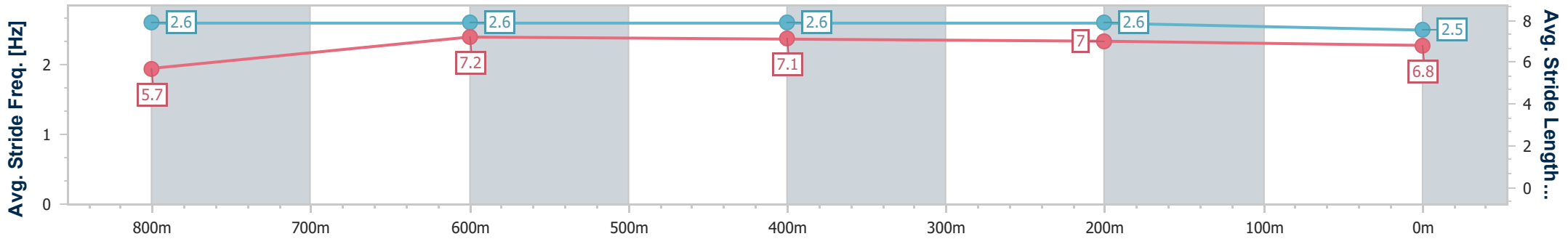
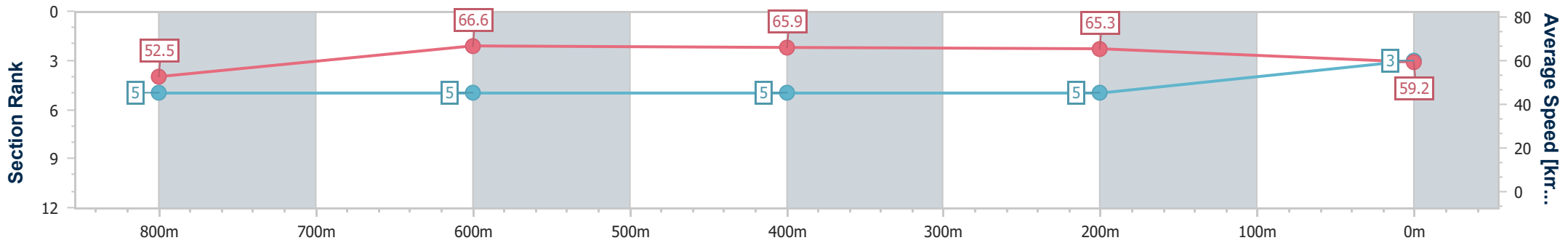
Horse/Jockey Name	Situation Room
Final Rank	3
Fastest Section Time (Section)	0:10.96 (800m)
Top Speed [km/h] (Section)	67.7 (800m)
Race State	Finished



Sunshine Coast QLD Professional
 Race 8: KEVLACAT POWER BOATS Open Plate - 1000m
 14 July 2024 - 16:45
 Track Rating: Heavy 9, Weather: Fine, Rail Position: True



Section	Overall	800m	600m	400m	200m
Section Times	0:59.14 [3] (0:13.74)	0:45.40 [5] (0:10.96)	0:34.44 [5] (0:11.26)	0:23.18 [5] (0:11.02)	0:12.16 [5] (0:12.16)
Average Speed [km/h]	52.5	66.6	65.9	65.3	59.2
Top Speed [km/h]	66.9	67.7	66.8	66.6	64.2
Avg. Dist. to Rail [m]	9.0	5.2	4.9	8.3	8.8
Avg. Stride Freq. [Hz]	2.6	2.6	2.6	2.6	2.5
Avg. Stride Length [m]	5.7	7.2	7.1	7.0	6.8



- [] Ranking at each section and finish
- .-.- No data available at this section
- NA No data available



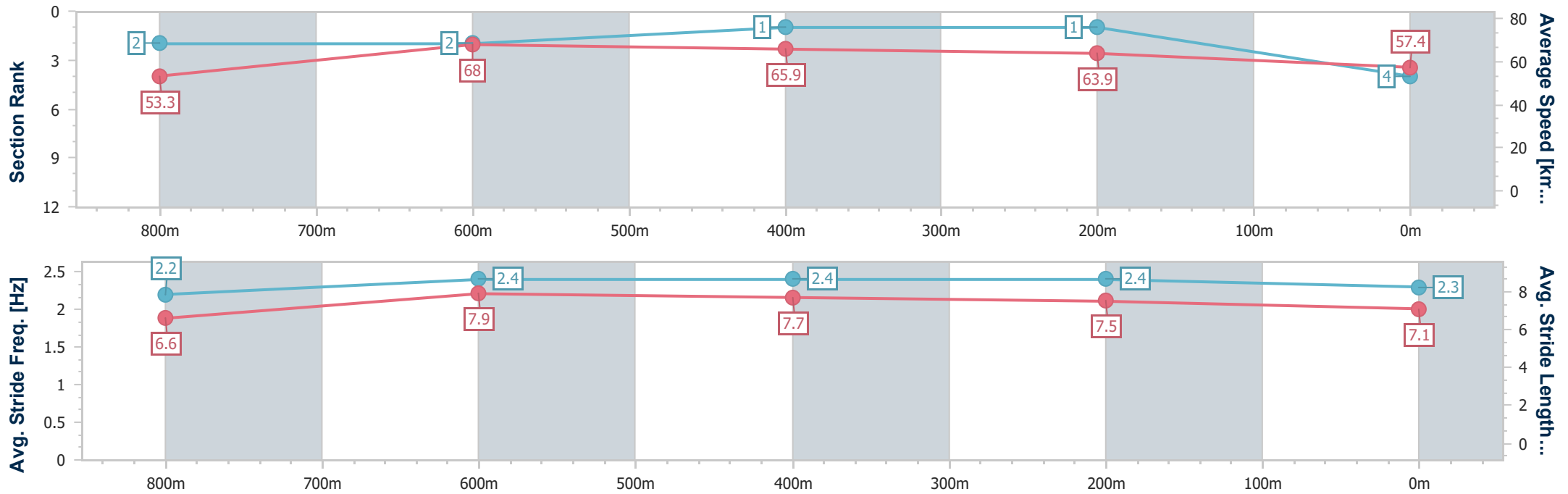
Horse/Jockey Name	Golden Boom
Final Rank	4
Fastest Section Time (Section)	0:10.76 (800m)
Top Speed [km/h] (Section)	68.7 (800m)
Race State	Finished



Sunshine Coast QLD Professional
 Race 8: KEVLACAT POWER BOATS Open Plate - 1000m
 14 July 2024 - 16:45
 Track Rating: Heavy 9, Weather: Fine, Rail Position: True



Section	Overall	800m	600m	400m	200m
Section Times	0:59.20 [4] (0:13.51)	0:45.69 [2] (0:10.76)	0:34.93 [2] (0:11.11)	0:23.82 [1] (0:11.26)	0:12.56 [1] (0:12.56)
Average Speed [km/h]	53.3	68.0	65.9	63.9	57.4
Top Speed [km/h]	67.9	68.7	67.4	65.8	61.5
Avg. Dist. to Rail [m]	7.3	4.0	3.2	6.4	6.0
Avg. Stride Freq. [Hz]	2.2	2.4	2.4	2.4	2.3
Avg. Stride Length [m]	6.6	7.9	7.7	7.5	7.1



- [] Ranking at each section and finish
- .-.- No data available at this section
- NA No data available



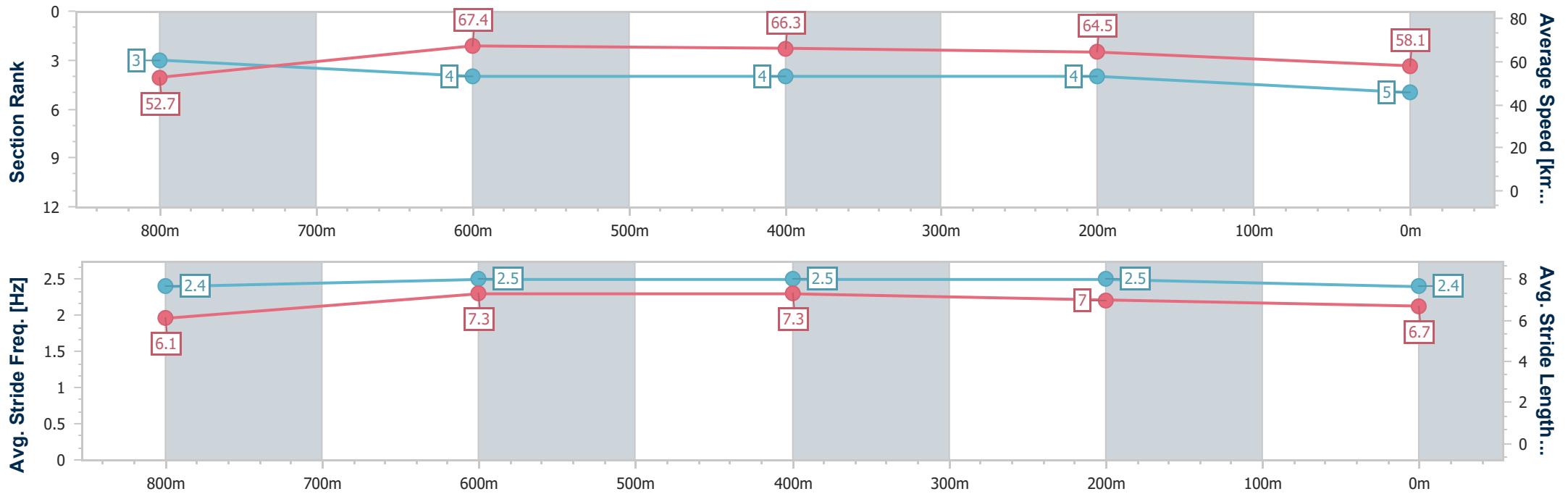
Horse/Jockey Name	Brudenell
Final Rank	5
Fastest Section Time (Section)	0:10.83 (800m)
Top Speed [km/h] (Section)	68.5 (800m)
Race State	Finished



Sunshine Coast QLD Professional
 Race 8: KEVLACAT POWER BOATS Open Plate - 1000m
 14 July 2024 - 16:45
 Track Rating: Heavy 9, Weather: Fine, Rail Position: True



Section	Overall	800m	600m	400m	200m
Section Times	0:59.24 [5] (0:13.68)	0:45.56 [3] (0:10.83)	0:34.73 [4] (0:11.14)	0:23.59 [4] (0:11.21)	0:12.38 [4] (0:12.38)
Average Speed [km/h]	52.7	67.4	66.3	64.5	58.1
Top Speed [km/h]	65.3	68.5	67.2	65.6	61.9
Avg. Dist. to Rail [m]	10.9	4.6	4.7	9.8	11.2
Avg. Stride Freq. [Hz]	2.4	2.5	2.5	2.5	2.4
Avg. Stride Length [m]	6.1	7.3	7.3	7.0	6.7



- [] Ranking at each section and finish
- .-.- No data available at this section
- NA No data available



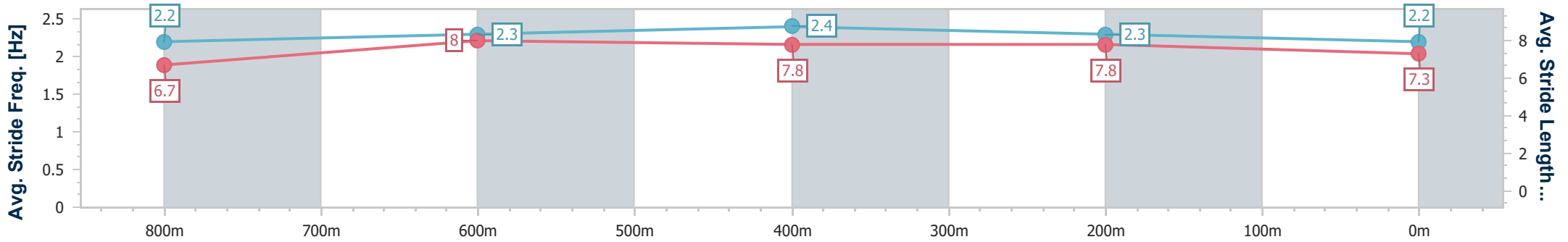
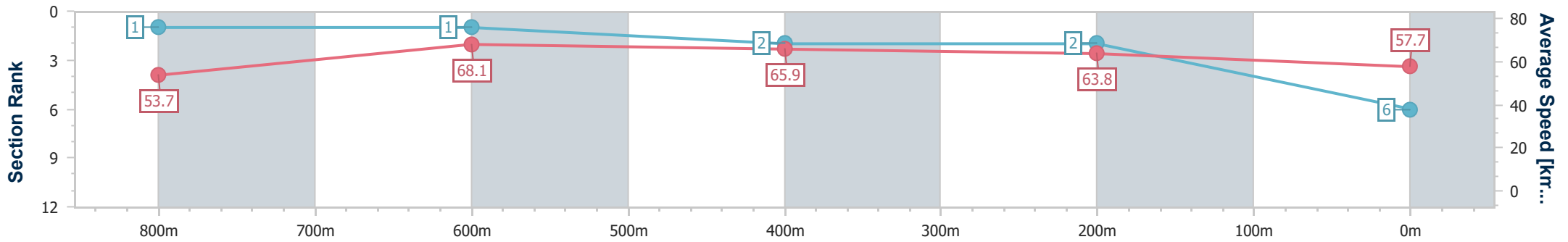
Horse/Jockey Name	Rubiquitous
Final Rank	6
Fastest Section Time (Section)	0:10.84 (800m)
Top Speed [km/h] (Section)	68.5 (800m)
Race State	Finished



Sunshine Coast QLD Professional
 Race 8: KEVLACAT POWER BOATS Open Plate - 1000m
 14 July 2024 - 16:45
 Track Rating: Heavy 9, Weather: Fine, Rail Position: True



Section	Overall	800m	600m	400m	200m
Section Times	0:59.25 [6] (0:13.42)	0:45.83 [1] (0:10.84)	0:34.99 [1] (0:11.21)	0:23.78 [2] (0:11.28)	0:12.50 [2] (0:12.50)
Average Speed [km/h]	53.7	68.1	65.9	63.8	57.7
Top Speed [km/h]	67.4	68.5	68.3	65.1	61.5
Avg. Dist. to Rail [m]	11.0	7.1	4.6	7.8	8.3
Avg. Stride Freq. [Hz]	2.2	2.3	2.4	2.3	2.2
Avg. Stride Length [m]	6.7	8.0	7.8	7.8	7.3



- [] Ranking at each section and finish
- .-.- No data available at this section
- NA No data available



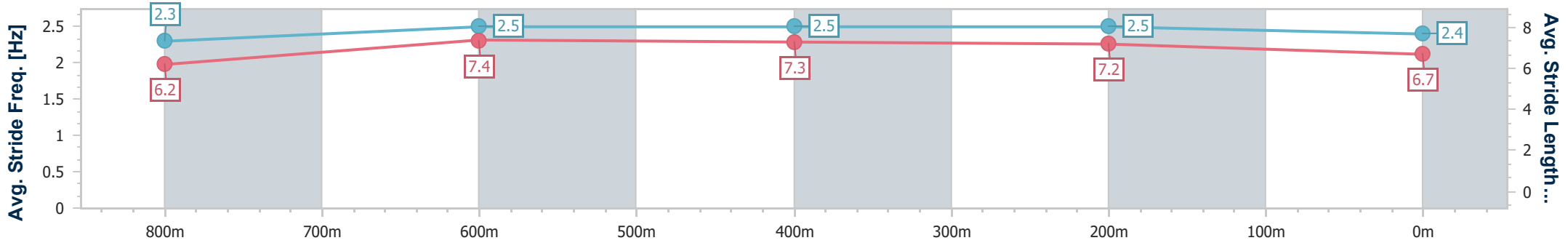
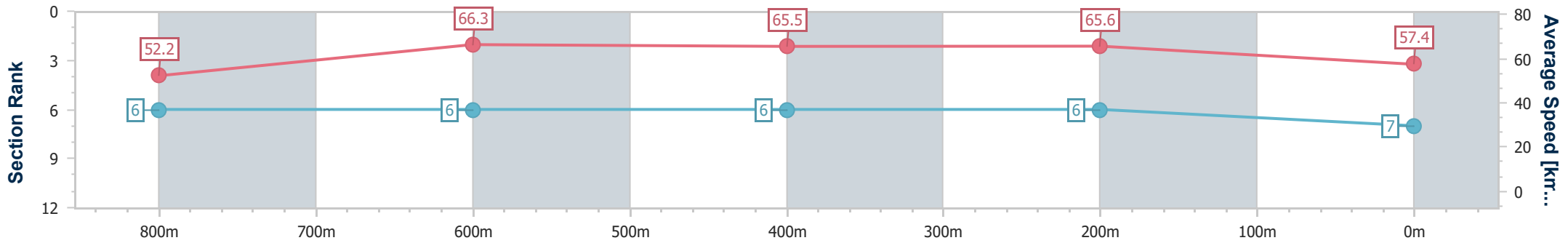
Horse/Jockey Name	Hakkai Maru
Final Rank	7
Fastest Section Time (Section)	0:10.99 (400m)
Top Speed [km/h] (Section)	67.1 (800m)
Race State	Finished



Sunshine Coast QLD Professional
 Race 8: KEVLACAT POWER BOATS Open Plate - 1000m
 14 July 2024 - 16:45
 Track Rating: Heavy 9, Weather: Fine, Rail Position: True



Section	Overall	800m	600m	400m	200m
Section Times	0:59.54 [7] (0:13.85)	0:45.69 [6] (0:11.00)	0:34.69 [6] (0:11.20)	0:23.49 [6] (0:10.99)	0:12.50 [6] (0:12.50)
Average Speed [km/h]	52.2	66.3	65.5	65.6	57.4
Top Speed [km/h]	67.0	67.1	66.0	66.5	63.4
Avg. Dist. to Rail [m]	6.9	4.0	3.1	6.0	4.2
Avg. Stride Freq. [Hz]	2.3	2.5	2.5	2.5	2.4
Avg. Stride Length [m]	6.2	7.4	7.3	7.2	6.7



- [] Ranking at each section and finish
- .-.- No data available at this section
- NA No data available