



Sunshine Coast QLD Professional

Race 1: VALE DON JACKSON QTIS Two-Year-Old Maiden Plate - 1000m

14 July 2024 - 12:33



Track Rating: Heavy 9, Weather: Fine, Rail Position: True

Section		Overall										Last 600m	
Field Times		1:00.73										0:36.16	
		(0:13.58)										(0:12.89)	
		(0:10.99)										(0:11.57)	
		(0:24.59)										(0:11.70)	
		(0:12.89)											
Rank	TAB	Horse/Jockey	Barrier	Top Speed [km/h]	Fastest Section	Overall	800m	600m	400m	200m	Margin	Last 600m	Distance Travelled [m]
1	5	THE SUN DANCE	9	66.5	0:11.22	1:00.73 [1]	0:46.72 [7]	0:35.50 [6]	0:24.00 [6]	0:12.62 [4]	1:00.73	0:35.50	
		Robbie Dolan		800m	800m	(0:14.01)	(0:11.22)	(0:11.50)	(0:11.38)	(0:12.62)			
2	4	TELL NO GOSSIP	4	67.1	0:11.20	1:00.83 [2]	0:46.85 [4]	0:35.65 [5]	0:24.18 [4]	0:12.81 [2]	0.5L	0:35.65	+0
		Jag Guthmann-Chester		800m	800m	(0:13.98)	(0:11.20)	(0:11.47)	(0:11.37)	(0:12.81)			
3	7	WARRIOR HEAD	8	68.3	0:11.01	1:00.91 [3]	0:47.33 [1]	0:36.32 [2]	0:24.77 [2]	0:13.07 [1]	0.8L	0:36.32	-3
		Angela Jones		800m	800m	(0:13.58)	(0:11.01)	(0:11.55)	(0:11.70)	(0:13.07)			
4	15	TARIFA	11	64.5	0:11.48	1:01.01 [4]	0:47.02 [5]	0:35.53 [8]	0:24.03 [8]	0:12.55 [7]	1.3L	0:35.53	+0
		Damien Thornton		600m	400m	(0:13.99)	(0:11.49)	(0:11.50)	(0:11.48)	(0:12.55)			
5	6	VORKUTA	2	66.8	0:11.15	1:01.11 [5]	0:47.47 [3]	0:36.32 [3]	0:24.76 [3]	0:13.02 [3]	1.7L	0:36.32	-2
		Kyle Wilson-Taylor		800m	800m	(0:13.64)	(0:11.15)	(0:11.56)	(0:11.74)	(0:13.02)			
6	8	WEATHER	15	66.7	0:11.11	1:01.25 [6]	0:47.03 [8]	0:35.92 [7]	0:24.52 [5]	0:13.01 [6]	2.5L	0:35.92	-1
		Vlad Duric		800m	800m	(0:14.22)	(0:11.11)	(0:11.40)	(0:11.51)	(0:13.01)			
7	9	CAPITAL DIVA	14	67.7	0:10.98	1:01.96 [7]	0:48.37 [2]	0:37.39 [1]	0:25.82 [1]	0:13.79 [5]	6.5L	0:37.39	+0
		Rachel King		800m	800m	(0:13.59)	(0:10.98)	(0:11.57)	(0:12.03)	(0:13.79)			
8	10	CHAMPAGNE ROUGE	3	63.9	0:11.59	1:02.18 [8]	0:47.78 [10]	0:36.19 [9]	0:24.44 [9]	0:12.59 [9]	7.8L	0:36.19	+2
		Samantha Collett		800m	800m	(0:14.40)	(0:11.59)	(0:11.75)	(0:11.85)	(0:12.59)			
9	14	ROTHELTY	5	67.6	0:11.10	1:02.22 [9]	0:48.23 [6]	0:37.13 [4]	0:25.32 [7]	0:13.34 [8]	8L	0:37.13	+0
		Jim Byrne		800m	800m	(0:13.99)	(0:11.10)	(0:11.81)	(0:11.98)	(0:13.34)			
10	13	MY SUNSET	6	64.0	0:11.72	1:03.19 [10]	0:48.91 [9]	0:37.19 [10]	0:25.15 [10]	0:12.95 [10]	13.5L	0:37.19	+0
		Jake Bayliss		800m	800m	(0:14.28)	(0:11.72)	(0:12.04)	(0:12.20)	(0:12.95)			

Scratched: Defiant Boom (#1), Samurai Wand (#3), Just Cliffy (#2), Hot Torque Invegas (#12), Creativity Miss (#11)

Report Created: Sun 14 July 2024 13:16 GMT+10 (Note: Timing is based on position data)

Page 1/11

[] Ranking at each section and finish
 -:-:- No data available at this section
 NA No data available

SCN Saddle cloth number
 DNF Did not finish
 DNT Did not track

data processed by TRIPLES DATA



Horse/Jockey Name	The Sun Dance
Final Rank	1
Fastest Section Time (Section)	0:11.22 (800m)
Top Speed [km/h] (Section)	66.5 (800m)
Race State	Finished



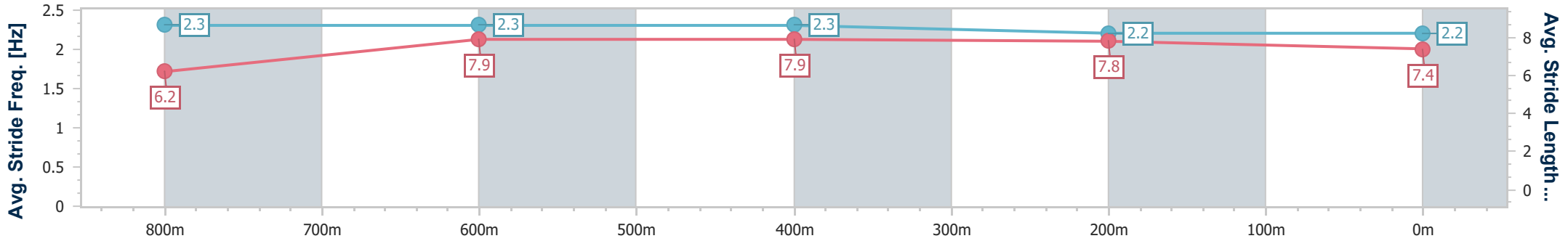
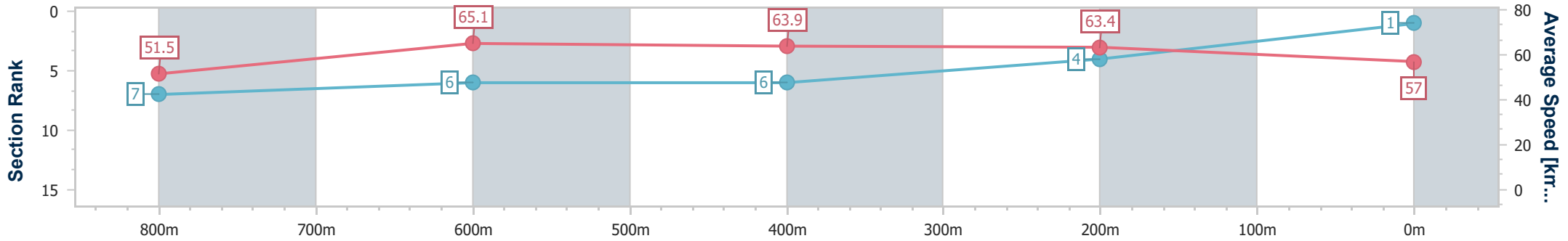
Sunshine Coast QLD Professional
Race 1: VALE DON JACKSON QTIS Two-Year-Old Maiden Plate - 1000m



14 July 2024 - 12:33

Track Rating: Heavy 9, Weather: Fine, Rail Position: True

Section	Overall	800m	600m	400m	200m
Section Times	1:00.73 [1] (0:14.01)	0:46.72 [7] (0:11.22)	0:35.50 [6] (0:11.50)	0:24.00 [6] (0:11.38)	0:12.62 [4] (0:12.62)
Average Speed [km/h]	51.5	65.1	63.9	63.4	57.0
Top Speed [km/h]	66.5	66.5	64.6	64.2	61.6
Avg. Dist. to Rail [m]	12.5	5.0	3.4	7.4	9.2
Avg. Stride Freq. [Hz]	2.3	2.3	2.3	2.2	2.2
Avg. Stride Length [m]	6.2	7.9	7.9	7.8	7.4



- [] Ranking at each section and finish
- .-.- No data available at this section
- NA No data available



Horse/Jockey Name	Tell No Gossip
Final Rank	2
Fastest Section Time (Section)	0:11.20 (800m)
Top Speed [km/h] (Section)	67.1 (800m)
Race State	Finished



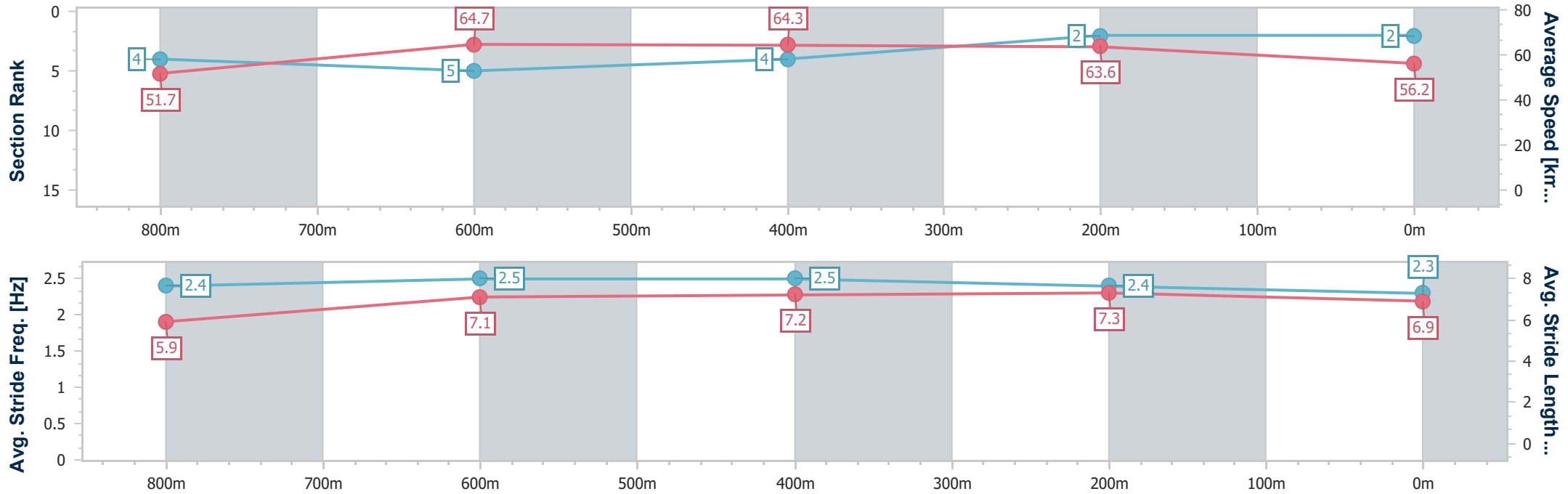
Sunshine Coast QLD Professional
Race 1: VALE DON JACKSON QTIS Two-Year-Old Maiden Plate - 1000m



14 July 2024 - 12:33

Track Rating: Heavy 9, Weather: Fine, Rail Position: True

Section	Overall	800m	600m	400m	200m
Section Times	1:00.83 [2] (0:13.98)	0:46.85 [4] (0:11.20)	0:35.65 [5] (0:11.47)	0:24.18 [4] (0:11.37)	0:12.81 [2] (0:12.81)
Average Speed [km/h]	51.7	64.7	64.3	63.6	56.2
Top Speed [km/h]	66.2	67.1	65.5	64.6	61.3
Avg. Dist. to Rail [m]	9.0	3.0	4.2	10.1	14.1
Avg. Stride Freq. [Hz]	2.4	2.5	2.5	2.4	2.3
Avg. Stride Length [m]	5.9	7.1	7.2	7.3	6.9



- [] Ranking at each section and finish
- .-.- No data available at this section
- NA No data available



Horse/Jockey Name	Warrior Head
Final Rank	3
Fastest Section Time (Section)	0:11.01 (800m)
Top Speed [km/h] (Section)	68.3 (800m)
Race State	Finished



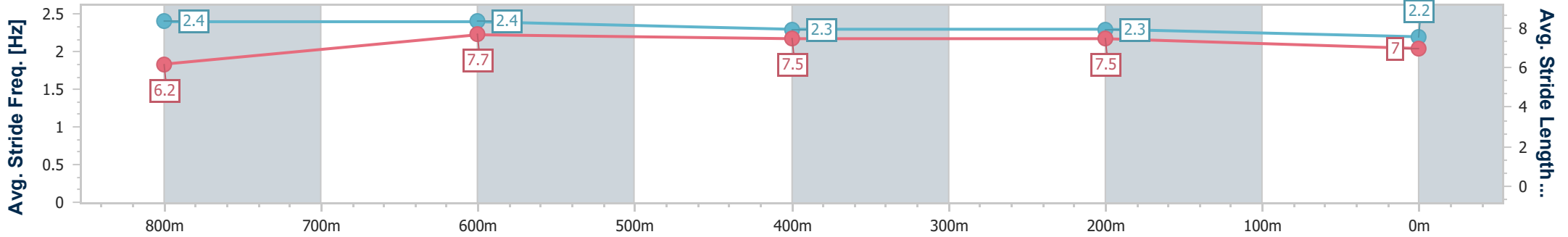
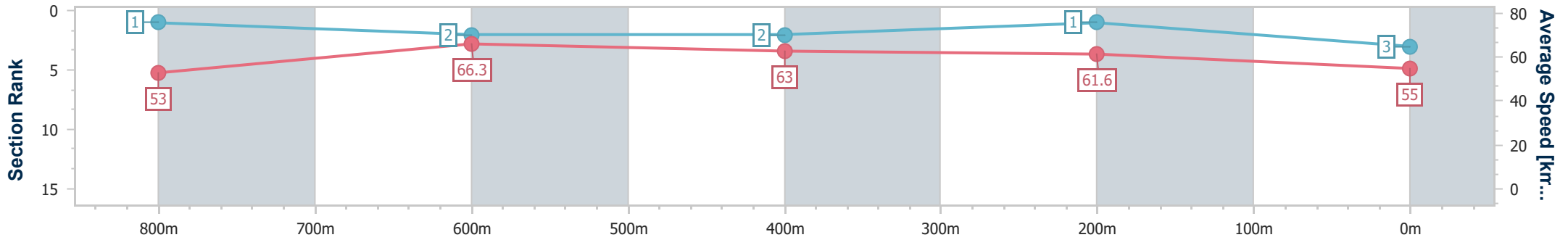
Sunshine Coast QLD Professional
Race 1: VALE DON JACKSON QTIS Two-Year-Old Maiden Plate - 1000m



14 July 2024 - 12:33

Track Rating: Heavy 9, Weather: Fine, Rail Position: True

Section	Overall	800m	600m	400m	200m
Section Times	1:00.91 [3] (0:13.58)	0:47.33 [1] (0:11.01)	0:36.32 [2] (0:11.55)	0:24.77 [2] (0:11.70)	0:13.07 [1] (0:13.07)
Average Speed [km/h]	53.0	66.3	63.0	61.6	55.0
Top Speed [km/h]	66.5	68.3	64.1	63.6	59.1
Avg. Dist. to Rail [m]	11.3	3.8	2.2	6.5	9.8
Avg. Stride Freq. [Hz]	2.4	2.4	2.3	2.3	2.2
Avg. Stride Length [m]	6.2	7.7	7.5	7.5	7.0



- [] Ranking at each section and finish
- .-.- No data available at this section
- NA No data available



Horse/Jockey Name	Tarifa
Final Rank	4
Fastest Section Time (Section)	0:11.48 (400m)
Top Speed [km/h] (Section)	64.5 (600m)
Race State	Finished



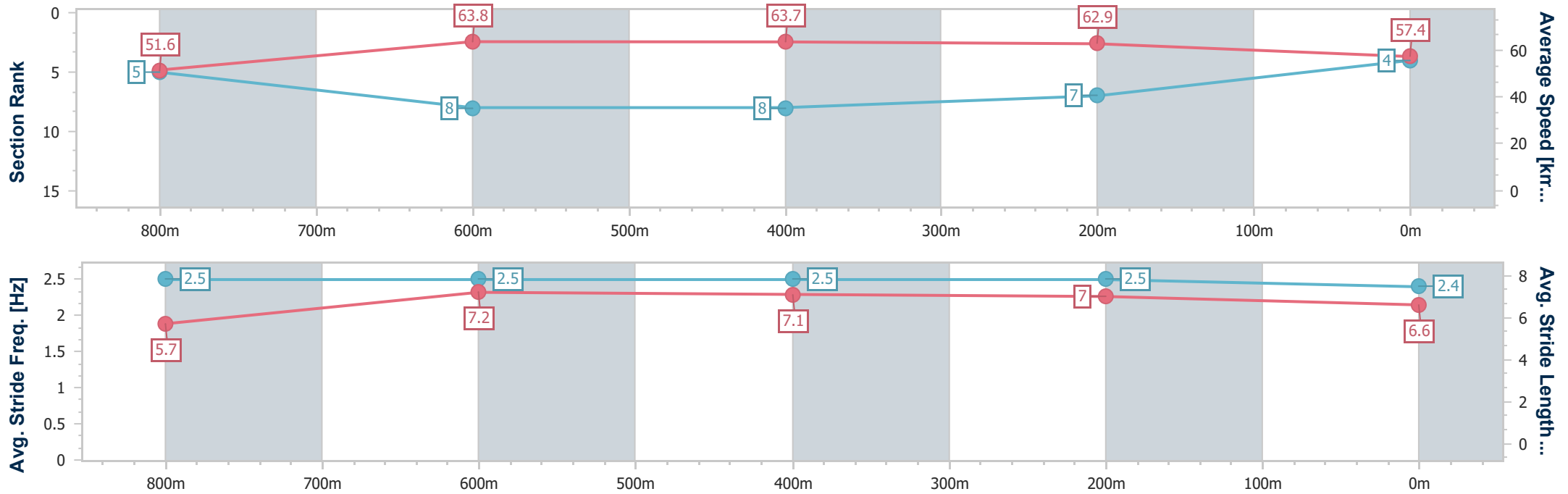
Sunshine Coast QLD Professional
Race 1: VALE DON JACKSON QTIS Two-Year-Old Maiden Plate - 1000m



14 July 2024 - 12:33

Track Rating: Heavy 9, Weather: Fine, Rail Position: True

Section	Overall	800m	600m	400m	200m
Section Times	1:01.01 [4] (0:13.99)	0:47.02 [5] (0:11.49)	0:35.53 [8] (0:11.50)	0:24.03 [8] (0:11.48)	0:12.55 [7] (0:12.55)
Average Speed [km/h]	51.6	63.8	63.7	62.9	57.4
Top Speed [km/h]	64.2	64.4	64.5	64.1	60.6
Avg. Dist. to Rail [m]	13.6	6.1	3.1	9.0	14.2
Avg. Stride Freq. [Hz]	2.5	2.5	2.5	2.5	2.4
Avg. Stride Length [m]	5.7	7.2	7.1	7.0	6.6



- [] Ranking at each section and finish
- .-.- No data available at this section
- NA No data available



Horse/Jockey Name	Vorkuta
Final Rank	5
Fastest Section Time (Section)	0:11.15 (800m)
Top Speed [km/h] (Section)	66.8 (800m)
Race State	Finished



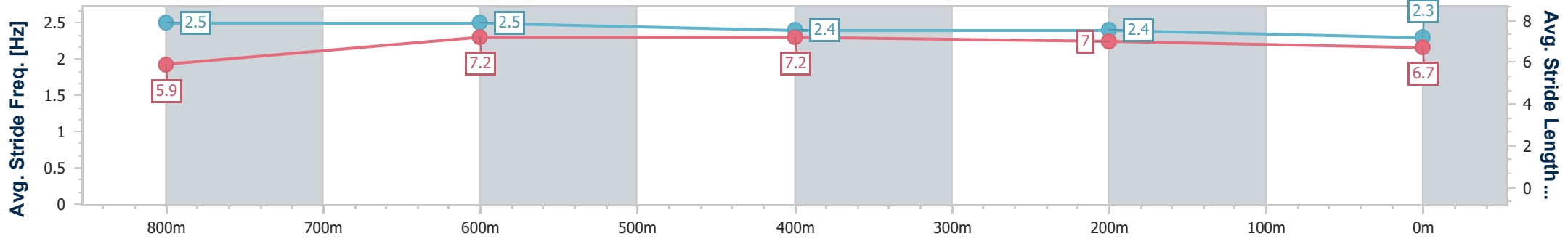
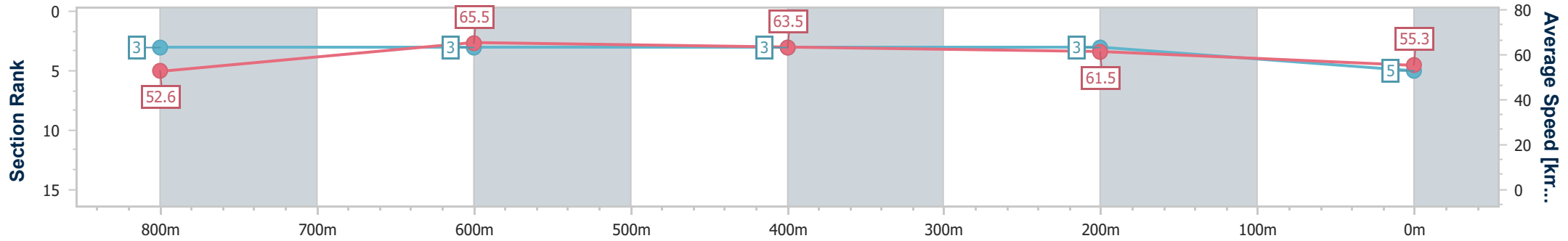
Sunshine Coast QLD Professional
Race 1: VALE DON JACKSON QTIS Two-Year-Old Maiden Plate - 1000m



14 July 2024 - 12:33

Track Rating: Heavy 9, Weather: Fine, Rail Position: True

Section	Overall	800m	600m	400m	200m
Section Times	1:01.11 [5] (0:13.64)	0:47.47 [3] (0:11.15)	0:36.32 [3] (0:11.56)	0:24.76 [3] (0:11.74)	0:13.02 [3] (0:13.02)
Average Speed [km/h]	52.6	65.5	63.5	61.5	55.3
Top Speed [km/h]	65.7	66.8	65.0	63.5	59.0
Avg. Dist. to Rail [m]	8.6	3.9	3.5	8.5	10.8
Avg. Stride Freq. [Hz]	2.5	2.5	2.4	2.4	2.3
Avg. Stride Length [m]	5.9	7.2	7.2	7.0	6.7



- [] Ranking at each section and finish
- .-.- No data available at this section
- NA No data available



Horse/Jockey Name	Weather
Final Rank	6
Fastest Section Time (Section)	0:11.11 (800m)
Top Speed [km/h] (Section)	66.7 (800m)
Race State	Finished



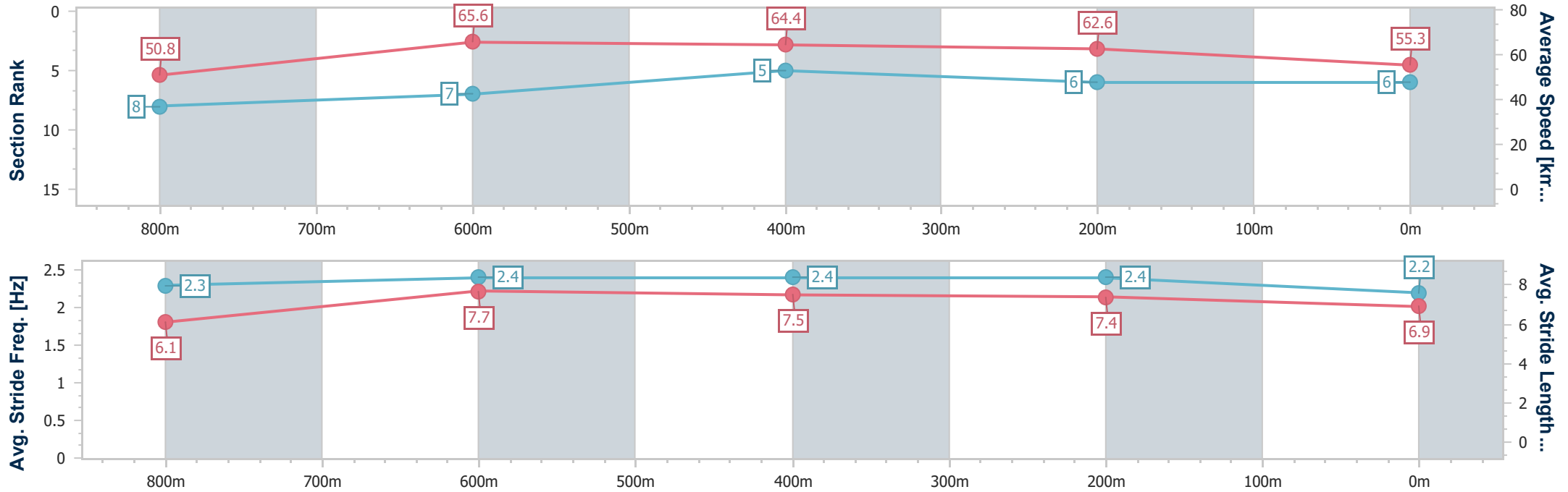
Sunshine Coast QLD Professional
Race 1: VALE DON JACKSON QTIS Two-Year-Old Maiden Plate - 1000m



14 July 2024 - 12:33

Track Rating: Heavy 9, Weather: Fine, Rail Position: True

Section	Overall	800m	600m	400m	200m
Section Times	1:01.25 [6] (0:14.22)	0:47.03 [8] (0:11.11)	0:35.92 [7] (0:11.40)	0:24.52 [5] (0:11.51)	0:13.01 [6] (0:13.01)
Average Speed [km/h]	50.8	65.6	64.4	62.6	55.3
Top Speed [km/h]	66.0	66.7	65.1	64.9	60.2
Avg. Dist. to Rail [m]	14.7	4.7	3.1	6.1	7.6
Avg. Stride Freq. [Hz]	2.3	2.4	2.4	2.4	2.2
Avg. Stride Length [m]	6.1	7.7	7.5	7.4	6.9



- [] Ranking at each section and finish
- .-.- No data available at this section
- NA No data available



Horse/Jockey Name	Capital Diva
Final Rank	7
Fastest Section Time (Section)	0:10.98 (800m)
Top Speed [km/h] (Section)	67.7 (800m)
Race State	Finished



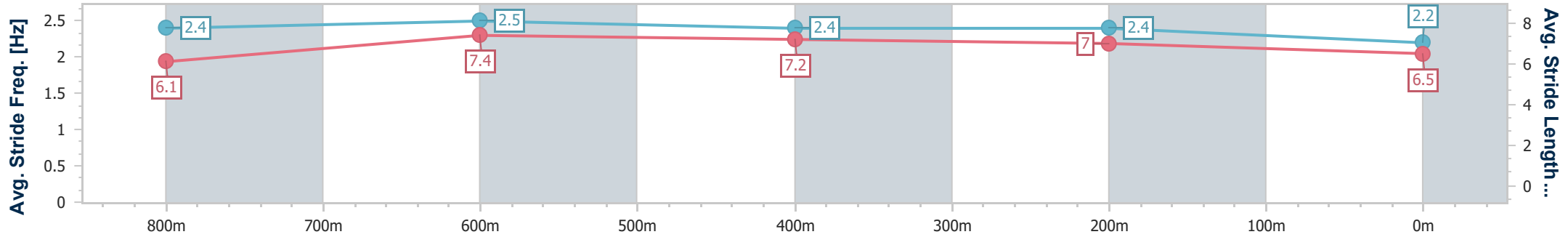
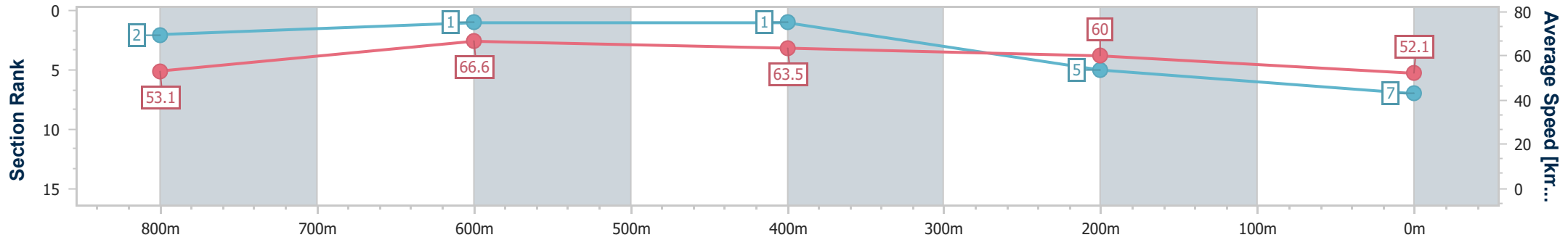
Sunshine Coast QLD Professional
Race 1: VALE DON JACKSON QTIS Two-Year-Old Maiden Plate - 1000m



14 July 2024 - 12:33

Track Rating: Heavy 9, Weather: Fine, Rail Position: True

Section	Overall	800m	600m	400m	200m
Section Times	1:01.96 [7] (0:13.59)	0:48.37 [2] (0:10.98)	0:37.39 [1] (0:11.57)	0:25.82 [1] (0:12.03)	0:13.79 [5] (0:13.79)
Average Speed [km/h]	53.1	66.6	63.5	60.0	52.1
Top Speed [km/h]	67.0	67.7	64.3	62.4	56.7
Avg. Dist. to Rail [m]	14.7	5.5	3.2	6.9	7.2
Avg. Stride Freq. [Hz]	2.4	2.5	2.4	2.4	2.2
Avg. Stride Length [m]	6.1	7.4	7.2	7.0	6.5



- [] Ranking at each section and finish
- .-.- No data available at this section
- NA No data available



Horse/Jockey Name	Champagne Rouge
Final Rank	8
Fastest Section Time (Section)	0:11.59 (800m)
Top Speed [km/h] (Section)	63.9 (800m)
Race State	Finished



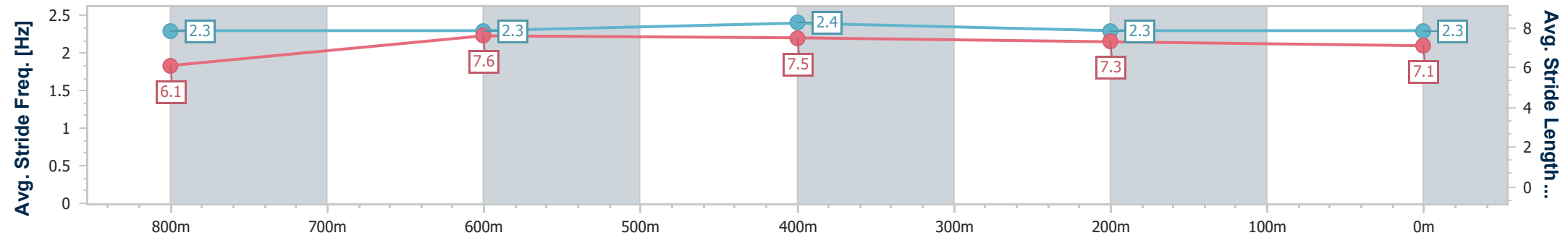
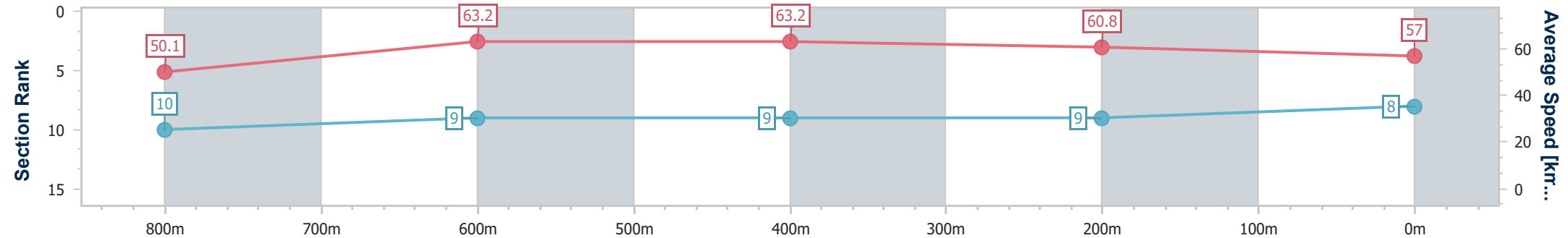
Sunshine Coast QLD Professional
Race 1: VALE DON JACKSON QTIS Two-Year-Old Maiden Plate - 1000m



14 July 2024 - 12:33

Track Rating: Heavy 9, Weather: Fine, Rail Position: True

Section	Overall	800m	600m	400m	200m
Section Times	1:02.18 [8] (0:14.40)	0:47.78 [10] (0:11.59)	0:36.19 [9] (0:11.75)	0:24.44 [9] (0:11.85)	0:12.59 [9] (0:12.59)
Average Speed [km/h]	50.1	63.2	63.2	60.8	57.0
Top Speed [km/h]	62.9	63.9	63.9	61.9	60.0
Avg. Dist. to Rail [m]	8.2	5.3	5.3	7.3	8.1
Avg. Stride Freq. [Hz]	2.3	2.3	2.4	2.3	2.3
Avg. Stride Length [m]	6.1	7.6	7.5	7.3	7.1



- [] Ranking at each section and finish
- .-.- No data available at this section
- NA No data available



Horse/Jockey Name	Rothelly
Final Rank	9
Fastest Section Time (Section)	0:11.10 (800m)
Top Speed [km/h] (Section)	67.6 (800m)
Race State	Finished



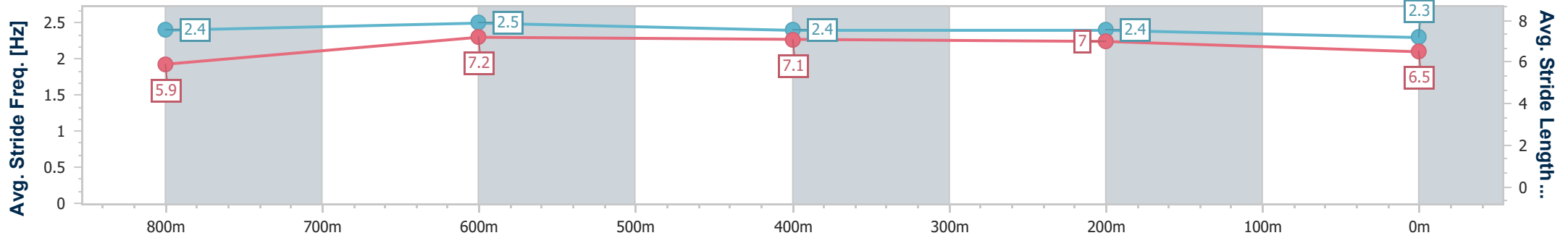
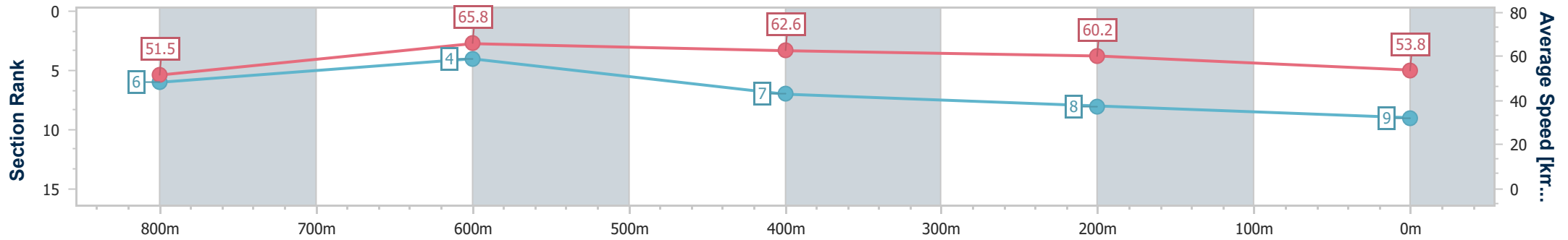
Sunshine Coast QLD Professional
 Race 1: VALE DON JACKSON QTIS Two-Year-Old Maiden Plate - 1000m



14 July 2024 - 12:33

Track Rating: Heavy 9, Weather: Fine, Rail Position: True

Section	Overall	800m	600m	400m	200m
Section Times	1:02.22 [9] (0:13.99)	0:48.23 [6] (0:11.10)	0:37.13 [4] (0:11.81)	0:25.32 [7] (0:11.98)	0:13.34 [8] (0:13.34)
Average Speed [km/h]	51.5	65.8	62.6	60.2	53.8
Top Speed [km/h]	67.6	67.6	64.4	62.0	57.6
Avg. Dist. to Rail [m]	10.7	5.0	4.0	8.0	8.8
Avg. Stride Freq. [Hz]	2.4	2.5	2.4	2.4	2.3
Avg. Stride Length [m]	5.9	7.2	7.1	7.0	6.5



- [] Ranking at each section and finish
- .-.- No data available at this section
- NA No data available



Horse/Jockey Name	My Sunset
Final Rank	10
Fastest Section Time (Section)	0:11.72 (800m)
Top Speed [km/h] (Section)	64.0 (800m)
Race State	Finished



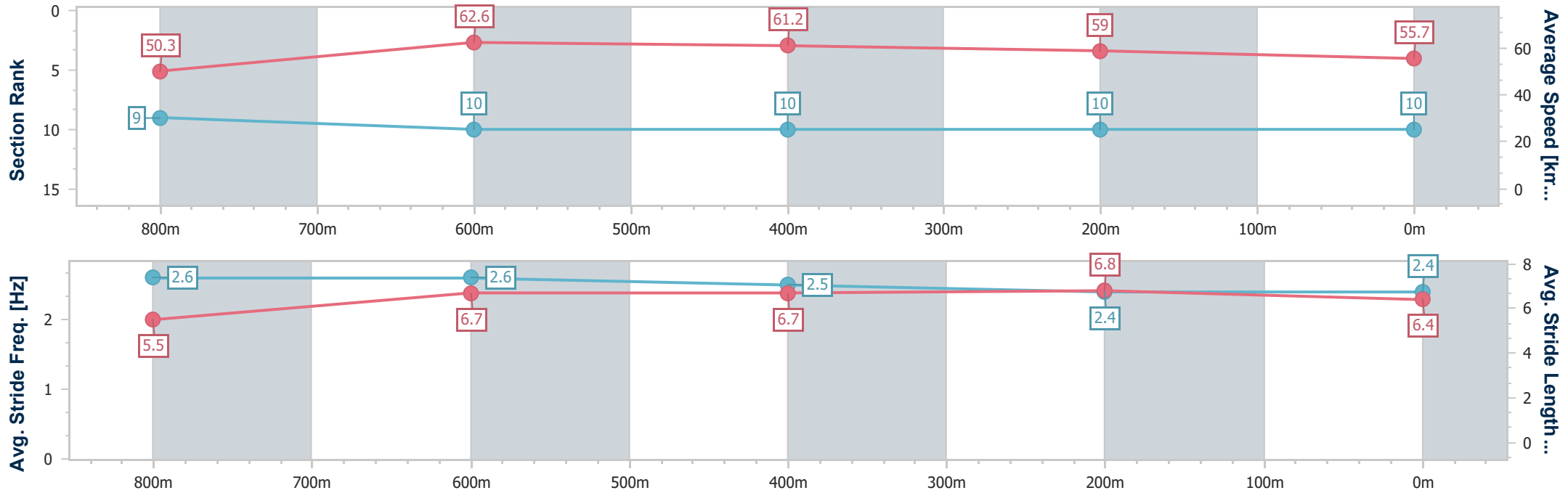
Sunshine Coast QLD Professional
Race 1: VALE DON JACKSON QTIS Two-Year-Old Maiden Plate - 1000m



14 July 2024 - 12:33

Track Rating: Heavy 9, Weather: Fine, Rail Position: True

Section	Overall	800m	600m	400m	200m
Section Times	1:03.19 [10] (0:14.28)	0:48.91 [9] (0:11.72)	0:37.19 [10] (0:12.04)	0:25.15 [10] (0:12.20)	0:12.95 [10] (0:12.95)
Average Speed [km/h]	50.3	62.6	61.2	59.0	55.7
Top Speed [km/h]	64.0	64.0	62.6	61.0	58.1
Avg. Dist. to Rail [m]	11.8	5.3	3.9	5.6	6.7
Avg. Stride Freq. [Hz]	2.6	2.6	2.5	2.4	2.4
Avg. Stride Length [m]	5.5	6.7	6.7	6.8	6.4



- [] Ranking at each section and finish
- .-.- No data available at this section
- NA No data available



Sunshine Coast QLD Professional
Race 2: ACCESS INSULATION SUNSHINE COAST QTIS Three-Year-Old
Handicap - 1000m
14 July 2024 - 13:07



Track Rating: Heavy 9, Weather: Fine, Rail Position: True

Section				Overall	800m	600m	400m	200m	Last 600m				
Field Times				0:59.76 (0:13.36)	0:46.40 (0:11.25)	0:35.15 (0:11.78)	0:23.37 (0:11.33)	0:12.04 (0:12.04)	0:35.15				
Rank	TAB	Horse/Jockey	Barrier	Top Speed [km/h]	Fastest Section	Margin						Distance Travelled [m]	
1	13	TERMAGANT Emily Lang	9	67.4 800m	0:11.05 800m	0:59.76 [1] (0:13.85)	0:45.91 [7] (0:11.05)	0:34.86 [7] (0:11.61)	0:23.25 [6] (0:11.37)	0:11.88 [3] (0:11.88)	0:59.76	0:34.86	
2	12	THE INFLECTOR Melea Castle	8	68.2 800m	0:10.92 800m	0:59.82 [2] (0:14.02)	0:45.80 [9] (0:10.92)	0:34.88 [8] (0:11.62)	0:23.26 [7] (0:11.22)	0:12.04 [2] (0:12.04)	0.3L	0:34.88	-1
3	6	ENTERPRISE LUCIA Robbie Dolan	14	67.4 800m	0:11.01 800m	1:00.00 [3] (0:13.99)	0:46.01 [8] (0:11.01)	0:35.00 [9] (0:11.80)	0:23.20 [11] (0:11.32)	0:11.88 [10] (0:11.88)	1.3L	0:35.00	+2
4	2	BOLD COMIC Vlad Duric	1	66.6 800m	0:11.17 800m	1:00.03 [4] (0:13.68)	0:46.35 [5] (0:11.17)	0:35.18 [5] (0:11.55)	0:23.63 [2] (0:11.32)	0:12.31 [1] (0:12.31)	1.4L	0:35.18	-4
5	8	KING YOSHI Damien Thornton	3	67.2 800m	0:11.08 800m	1:00.09 [5] (0:13.81)	0:46.28 [6] (0:11.08)	0:35.20 [6] (0:11.72)	0:23.48 [8] (0:11.46)	0:12.02 [8] (0:12.02)	1.6L	0:35.20	+0
6	9	ALLOW ME Jake Bayliss	13	67.7 800m	0:10.99 800m	1:00.27 [6] (0:14.17)	0:46.10 [11] (0:10.99)	0:35.11 [11] (0:11.61)	0:23.50 [10] (0:11.33)	0:12.17 [9] (0:12.17)	2.6L	0:35.11	-1
7	4	FEMME FATALE Cejay Graham	2	66.8 Overall	0:11.19 800m	1:00.31 [7] (0:13.42)	0:46.89 [2] (0:11.19)	0:35.70 [1] (0:11.81)	0:23.89 [3] (0:11.54)	0:12.35 [4] (0:12.35)	2.8L	0:35.70	-2
8	3	CHAKRA BOY Georgina Cartwright	4	66.6 800m	0:11.13 800m	1:00.37 [8] (0:13.64)	0:46.73 [4] (0:11.13)	0:35.60 [4] (0:11.67)	0:23.93 [4] (0:11.62)	0:12.31 [7] (0:12.31)	3.1L	0:35.60	-5
9	1	OUTWEIGHED Sean Cormack	15	67.5 800m	0:11.17 800m	1:00.65 [9] (0:13.46)	0:47.19 [3] (0:11.17)	0:36.02 [3] (0:11.76)	0:24.26 [1] (0:11.64)	0:12.62 [6] (0:12.62)	4.6L	0:36.02	+0
10	7	CALIFORNIAN Kyle Wilson-Taylor	6	67.5 800m	0:11.07 800m	1:00.77 [10] (0:14.02)	0:46.75 [9] (0:11.07)	0:35.68 [10] (0:11.56)	0:24.12 [9] (0:11.34)	0:12.78 [5] (0:12.78)	5.1L	0:35.68	-7

Scratched: Torque I Tee (#5), Magic Island (#14), Cressbrook (#15), Remlaps Angel (#10)

Report Created: Sun 14 July 2024 13:29 GMT+10 (Note: Timing is based on position data)

Page 1/13

[] Ranking at each section and finish
 -:-:- No data available at this section
 NA No data available
 SCN Saddle cloth number
 DNF Did not finish
 DNT Did not track

data processed by TRIPLESDATA



Sunshine Coast QLD Professional
Race 2: ACCESS INSULATION SUNSHINE COAST QTIS Three-Year-Old
Handicap - 1000m
14 July 2024 - 13:07



Track Rating: Heavy 9, Weather: Fine, Rail Position: True

Section		Overall	800m	600m	400m	200m	Last 600m					
Field Times		0:59.76 (0:13.36)	0:46.40 (0:11.25)	0:35.15 (0:11.78)	0:23.37 (0:11.33)	0:12.04 (0:12.04)	0:35.15					
Rank	TAB Horse/Jockey	Barrier	Top Speed [km/h]	Fastest Section	Margin			Distance Travelled [m]				
11	11 COOROI HEIGHTS Cody Collis	10	67.8 Overall	0:11.26 800m	1:01.32 [11] (0:13.36)	0:47.96 [1] (0:11.26)	0:36.70 [2] (0:11.86)	0:24.84 [5] (0:11.73)	0:13.11 [11] (0:13.11)	8.1L	0:36.70	+0

Scratched: Torque I Tee (#5), Magic Island (#14), Cressbrook (#15), Remlaps Angel (#10)

[] Ranking at each section and finish
 -:-:-:- No data available at this section
 NA No data available

SCN Saddle cloth number
 DNF Did not finish
 DNT Did not track



Horse/Jockey Name	Termagant
Final Rank	1
Fastest Section Time (Section)	0:11.05 (800m)
Top Speed [km/h] (Section)	67.4 (800m)
Race State	Finished



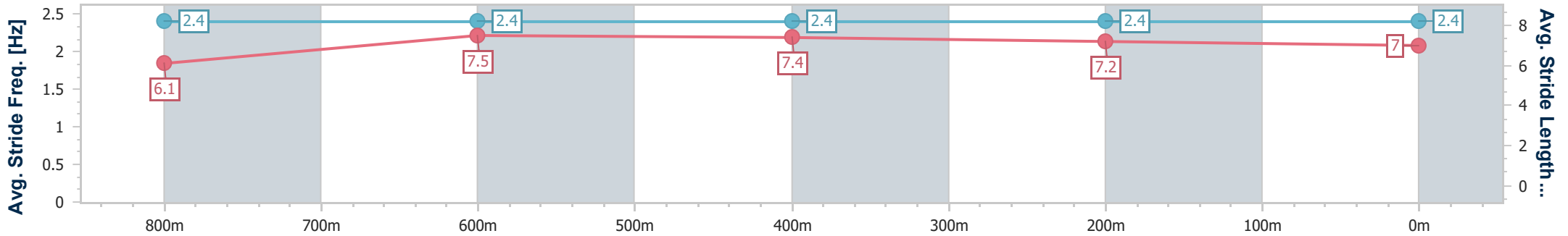
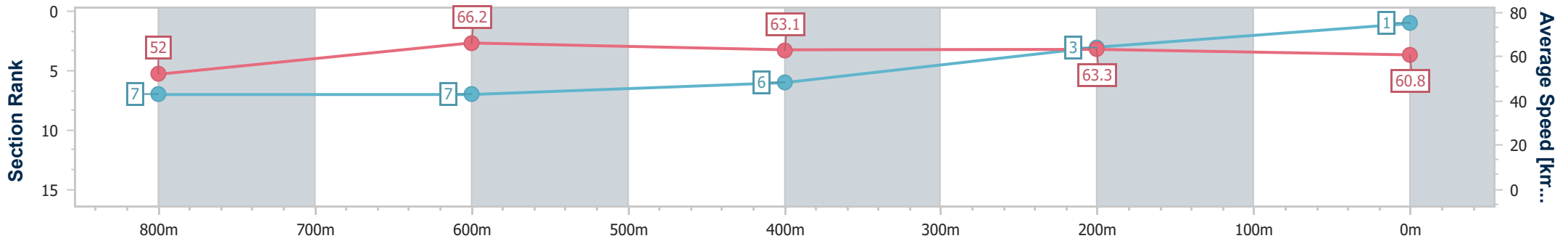
Sunshine Coast QLD Professional
 Race 2: ACCESS INSULATION SUNSHINE COAST QTIS Three-
 Year-Old Handicap - 1000m



14 July 2024 - 13:07

Track Rating: Heavy 9, Weather: Fine, Rail Position: True

Section	Overall	800m	600m	400m	200m
Section Times	0:59.76 [1] (0:13.85)	0:45.91 [7] (0:11.05)	0:34.86 [7] (0:11.61)	0:23.25 [6] (0:11.37)	0:11.88 [3] (0:11.88)
Average Speed [km/h]	52.0	66.2	63.1	63.3	60.8
Top Speed [km/h]	65.5	67.4	64.9	63.8	63.6
Avg. Dist. to Rail [m]	10.7	5.0	3.2	7.7	9.6
Avg. Stride Freq. [Hz]	2.4	2.4	2.4	2.4	2.4
Avg. Stride Length [m]	6.1	7.5	7.4	7.2	7.0



- [] Ranking at each section and finish
- .-.- No data available at this section
- NA No data available



Horse/Jockey Name	The Inflictor
Final Rank	2
Fastest Section Time (Section)	0:10.92 (800m)
Top Speed [km/h] (Section)	68.2 (800m)
Race State	Finished



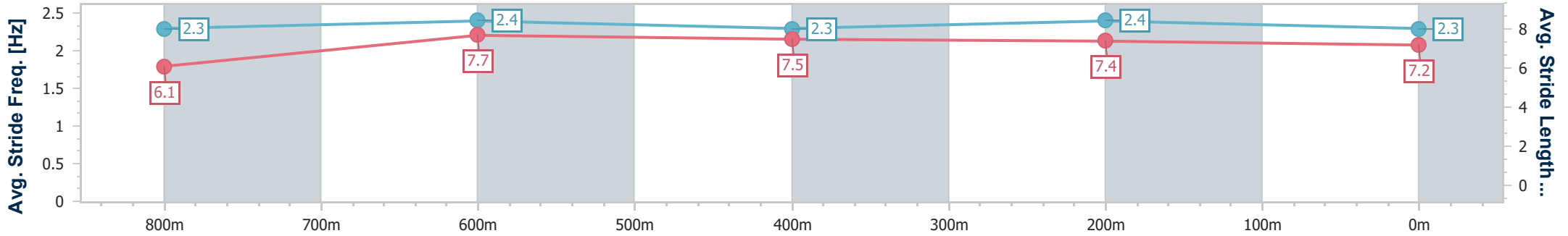
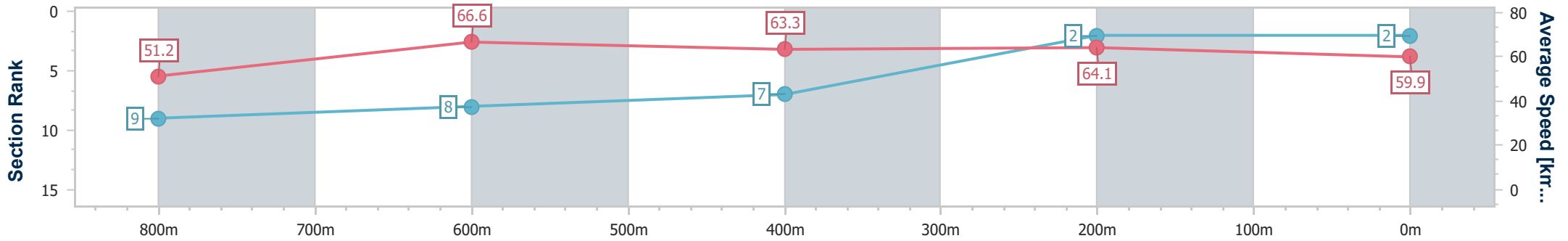
Sunshine Coast QLD Professional
 Race 2: ACCESS INSULATION SUNSHINE COAST QTIS Three-Year-Old Handicap - 1000m



14 July 2024 - 13:07

Track Rating: Heavy 9, Weather: Fine, Rail Position: True

Section	Overall	800m	600m	400m	200m
Section Times	0:59.82 [2] (0:14.02)	0:45.80 [9] (0:10.92)	0:34.88 [8] (0:11.62)	0:23.26 [7] (0:11.22)	0:12.04 [2] (0:12.04)
Average Speed [km/h]	51.2	66.6	63.3	64.1	59.9
Top Speed [km/h]	66.1	68.2	64.8	65.2	63.2
Avg. Dist. to Rail [m]	9.8	3.2	3.4	4.8	7.5
Avg. Stride Freq. [Hz]	2.3	2.4	2.3	2.4	2.3
Avg. Stride Length [m]	6.1	7.7	7.5	7.4	7.2



- [] Ranking at each section and finish
- .-.- No data available at this section
- NA No data available



Horse/Jockey Name	Enterprise Lucia
Final Rank	3
Fastest Section Time (Section)	0:11.01 (800m)
Top Speed [km/h] (Section)	67.4 (800m)
Race State	Finished



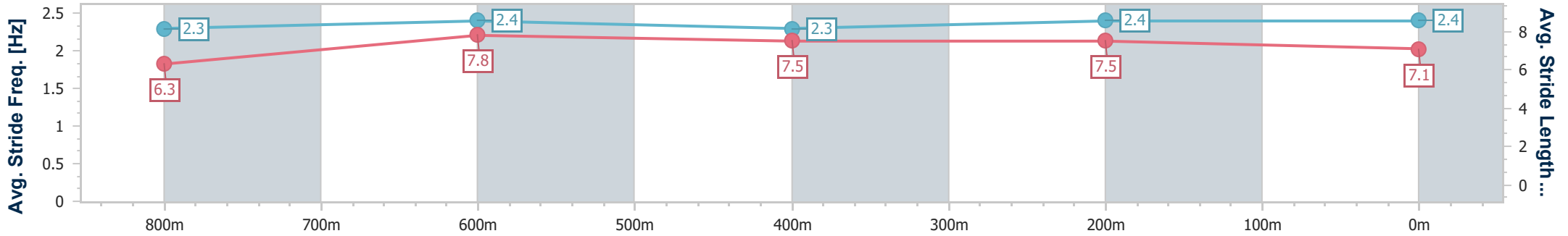
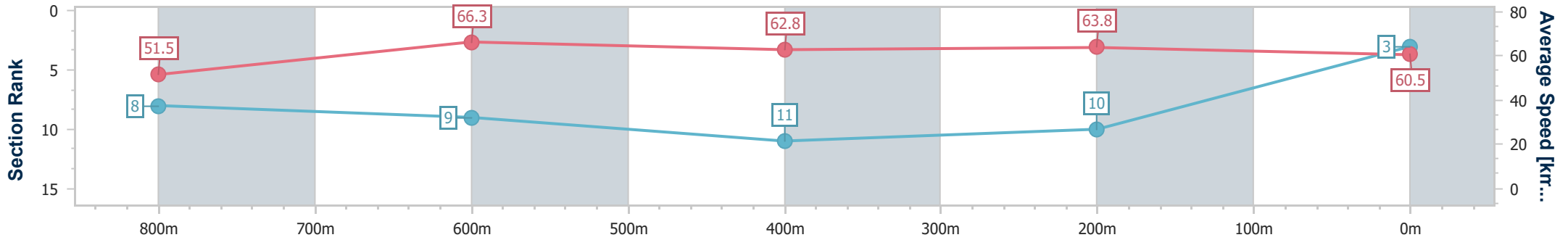
Sunshine Coast QLD Professional
 Race 2: ACCESS INSULATION SUNSHINE COAST QTIS Three-Year-Old Handicap - 1000m



14 July 2024 - 13:07

Track Rating: Heavy 9, Weather: Fine, Rail Position: True

Section	Overall	800m	600m	400m	200m
Section Times	1:00.00 [3] (0:13.99)	0:46.01 [8] (0:11.01)	0:35.00 [9] (0:11.80)	0:23.20 [11] (0:11.32)	0:11.88 [10] (0:11.88)
Average Speed [km/h]	51.5	66.3	62.8	63.8	60.5
Top Speed [km/h]	65.2	67.4	65.1	64.2	63.1
Avg. Dist. to Rail [m]	12.2	5.0	4.8	8.8	12.4
Avg. Stride Freq. [Hz]	2.3	2.4	2.3	2.4	2.4
Avg. Stride Length [m]	6.3	7.8	7.5	7.5	7.1



- [] Ranking at each section and finish
- .-.- No data available at this section
- NA No data available



Horse/Jockey Name	Bold Comic
Final Rank	4
Fastest Section Time (Section)	0:11.17 (800m)
Top Speed [km/h] (Section)	66.6 (800m)
Race State	Finished



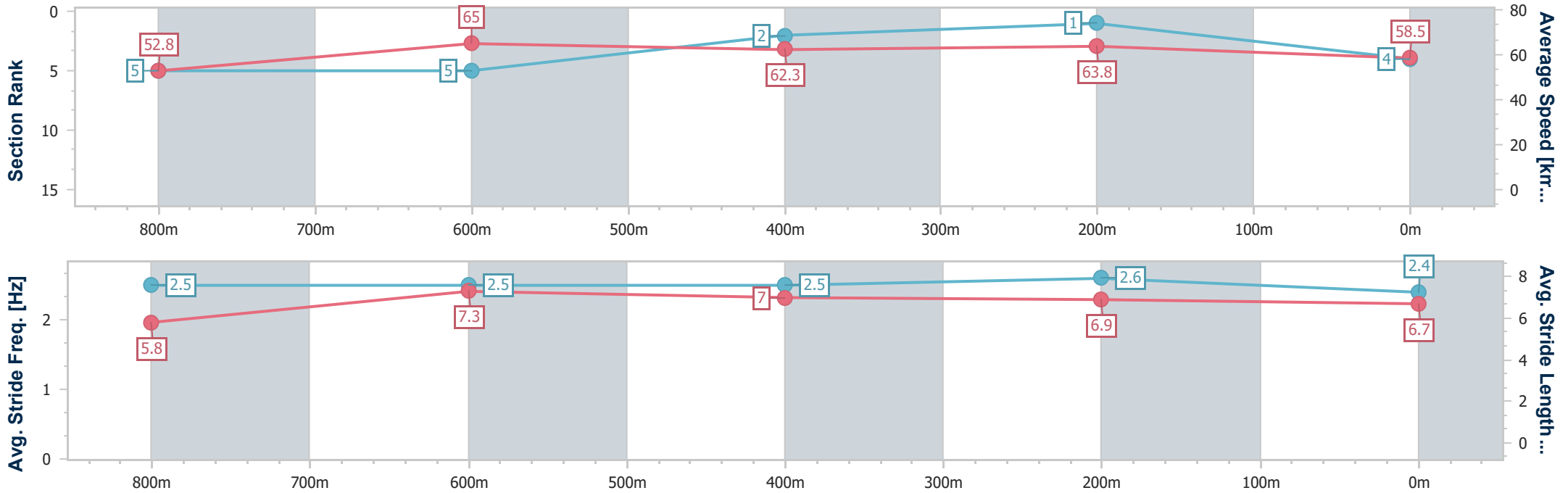
Sunshine Coast QLD Professional
 Race 2: ACCESS INSULATION SUNSHINE COAST QTIS Three-Year-Old Handicap - 1000m



14 July 2024 - 13:07

Track Rating: Heavy 9, Weather: Fine, Rail Position: True

Section	Overall	800m	600m	400m	200m
Section Times	1:00.03 [4] (0:13.68)	0:46.35 [5] (0:11.17)	0:35.18 [5] (0:11.55)	0:23.63 [2] (0:11.32)	0:12.31 [1] (0:12.31)
Average Speed [km/h]	52.8	65.0	62.3	63.8	58.5
Top Speed [km/h]	66.5	66.6	65.0	65.3	61.8
Avg. Dist. to Rail [m]	6.6	3.2	0.5	4.0	8.2
Avg. Stride Freq. [Hz]	2.5	2.5	2.5	2.6	2.4
Avg. Stride Length [m]	5.8	7.3	7.0	6.9	6.7



- [] Ranking at each section and finish
- .-.- No data available at this section
- NA No data available



Horse/Jockey Name	King Yoshi
Final Rank	5
Fastest Section Time (Section)	0:11.08 (800m)
Top Speed [km/h] (Section)	67.2 (800m)
Race State	Finished



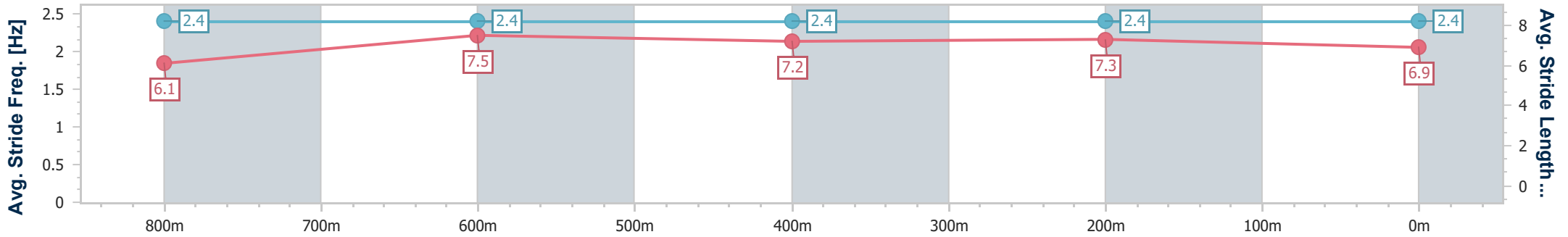
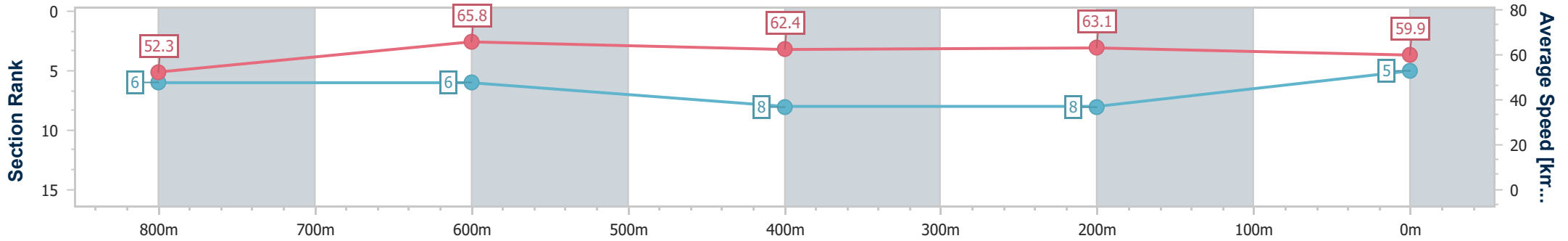
Sunshine Coast QLD Professional
 Race 2: ACCESS INSULATION SUNSHINE COAST QTIS Three-Year-Old Handicap - 1000m



14 July 2024 - 13:07

Track Rating: Heavy 9, Weather: Fine, Rail Position: True

Section	Overall	800m	600m	400m	200m
Section Times	1:00.09 [5] (0:13.81)	0:46.28 [6] (0:11.08)	0:35.20 [6] (0:11.72)	0:23.48 [8] (0:11.46)	0:12.02 [8] (0:12.02)
Average Speed [km/h]	52.3	65.8	62.4	63.1	59.9
Top Speed [km/h]	65.5	67.2	63.8	64.5	61.7
Avg. Dist. to Rail [m]	9.1	4.0	3.1	7.4	10.7
Avg. Stride Freq. [Hz]	2.4	2.4	2.4	2.4	2.4
Avg. Stride Length [m]	6.1	7.5	7.2	7.3	6.9



- [] Ranking at each section and finish
- .-.- No data available at this section
- NA No data available



Horse/Jockey Name	Allow Me
Final Rank	6
Fastest Section Time (Section)	0:10.99 (800m)
Top Speed [km/h] (Section)	67.7 (800m)
Race State	Finished



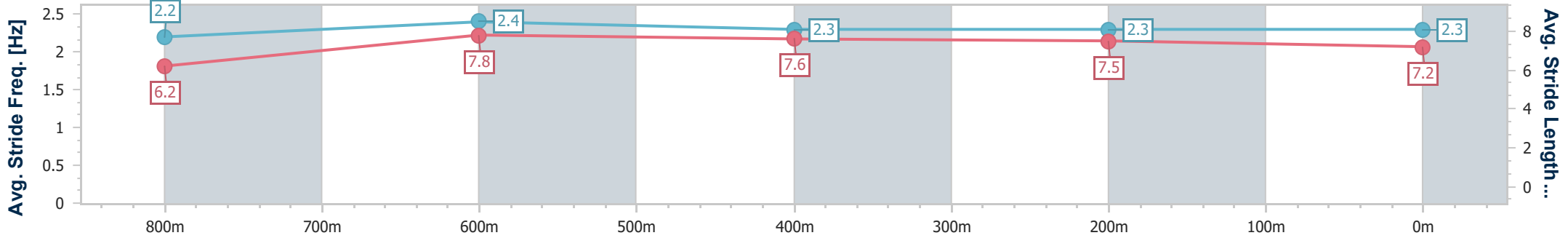
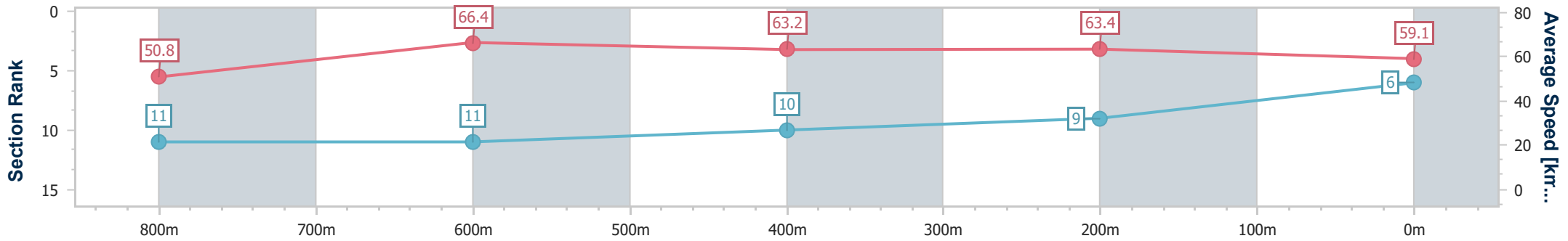
Sunshine Coast QLD Professional
 Race 2: ACCESS INSULATION SUNSHINE COAST QTIS Three-Year-Old Handicap - 1000m



14 July 2024 - 13:07

Track Rating: Heavy 9, Weather: Fine, Rail Position: True

Section	Overall	800m	600m	400m	200m
Section Times	1:00.27 [6] (0:14.17)	0:46.10 [11] (0:10.99)	0:35.11 [11] (0:11.61)	0:23.50 [10] (0:11.33)	0:12.17 [9] (0:12.17)
Average Speed [km/h]	50.8	66.4	63.2	63.4	59.1
Top Speed [km/h]	64.5	67.7	64.1	64.8	61.9
Avg. Dist. to Rail [m]	10.9	4.2	2.6	5.2	6.2
Avg. Stride Freq. [Hz]	2.2	2.4	2.3	2.3	2.3
Avg. Stride Length [m]	6.2	7.8	7.6	7.5	7.2



- [] Ranking at each section and finish
- .-.- No data available at this section
- NA No data available



Horse/Jockey Name	Femme Fatale
Final Rank	7
Fastest Section Time (Section)	0:11.19 (800m)
Top Speed [km/h] (Section)	66.8 (Overall)
Race State	Finished



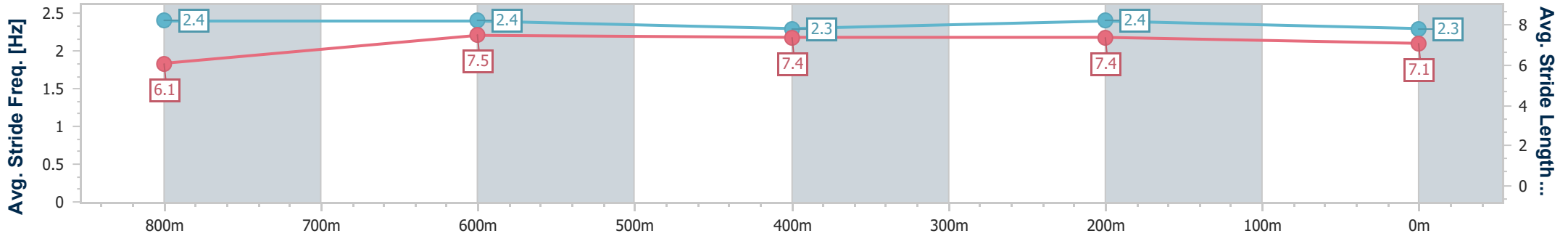
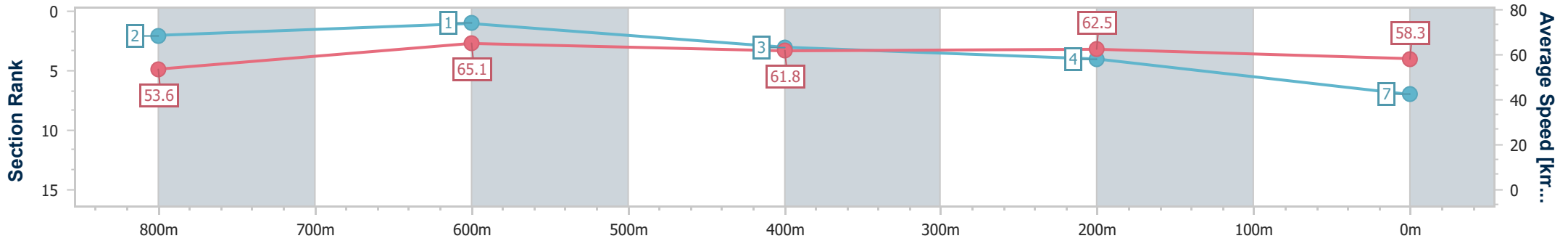
Sunshine Coast QLD Professional
 Race 2: ACCESS INSULATION SUNSHINE COAST QTIS Three-Year-Old Handicap - 1000m



14 July 2024 - 13:07

Track Rating: Heavy 9, Weather: Fine, Rail Position: True

Section	Overall	800m	600m	400m	200m
Section Times	1:00.31 [7] (0:13.42)	0:46.89 [2] (0:11.19)	0:35.70 [1] (0:11.81)	0:23.89 [3] (0:11.54)	0:12.35 [4] (0:12.35)
Average Speed [km/h]	53.6	65.1	61.8	62.5	58.3
Top Speed [km/h]	66.8	66.7	62.8	63.7	60.5
Avg. Dist. to Rail [m]	8.5	4.3	2.0	4.8	8.4
Avg. Stride Freq. [Hz]	2.4	2.4	2.3	2.4	2.3
Avg. Stride Length [m]	6.1	7.5	7.4	7.4	7.1



- [] Ranking at each section and finish
- .-.- No data available at this section
- NA No data available



Horse/Jockey Name	Chakra Boy
Final Rank	8
Fastest Section Time (Section)	0:11.13 (800m)
Top Speed [km/h] (Section)	66.6 (800m)
Race State	Finished



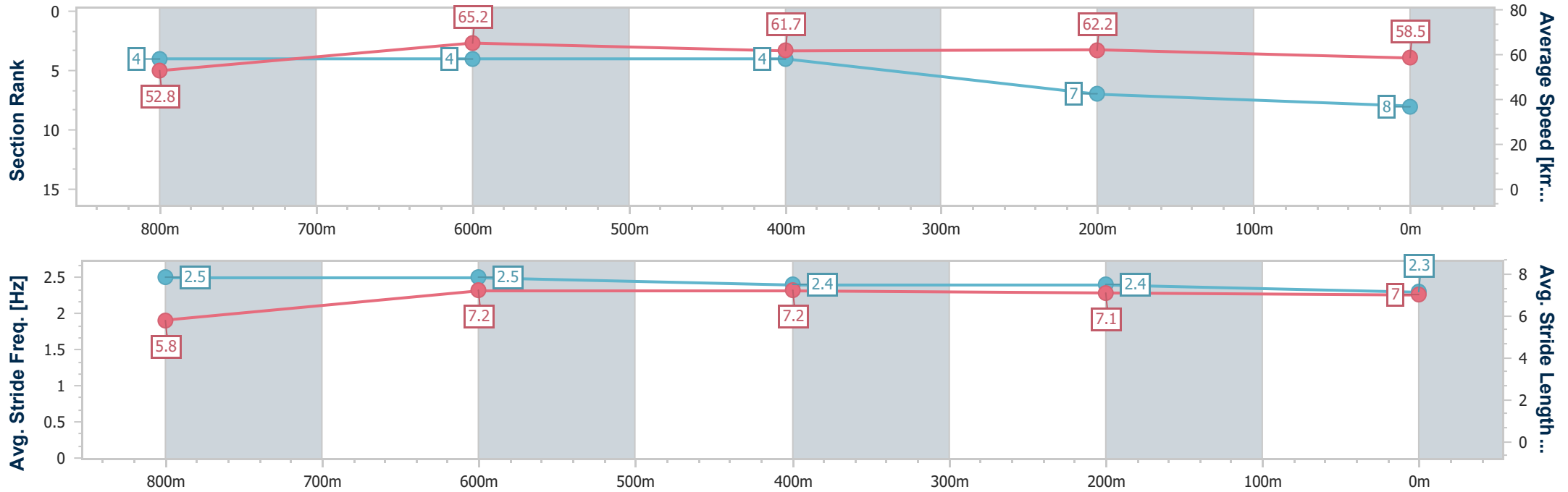
Sunshine Coast QLD Professional
 Race 2: ACCESS INSULATION SUNSHINE COAST QTIS Three-
 Year-Old Handicap - 1000m



14 July 2024 - 13:07

Track Rating: Heavy 9, Weather: Fine, Rail Position: True

Section	Overall	800m	600m	400m	200m
Section Times	1:00.37 [8] (0:13.64)	0:46.73 [4] (0:11.13)	0:35.60 [4] (0:11.67)	0:23.93 [4] (0:11.62)	0:12.31 [7] (0:12.31)
Average Speed [km/h]	52.8	65.2	61.7	62.2	58.5
Top Speed [km/h]	65.9	66.6	63.2	64.4	61.7
Avg. Dist. to Rail [m]	8.5	3.0	0.4	3.7	6.4
Avg. Stride Freq. [Hz]	2.5	2.5	2.4	2.4	2.3
Avg. Stride Length [m]	5.8	7.2	7.2	7.1	7.0



- [] Ranking at each section and finish
- .-.- No data available at this section
- NA No data available



Horse/Jockey Name	Outweighed
Final Rank	9
Fastest Section Time (Section)	0:11.17 (800m)
Top Speed [km/h] (Section)	67.5 (800m)
Race State	Finished



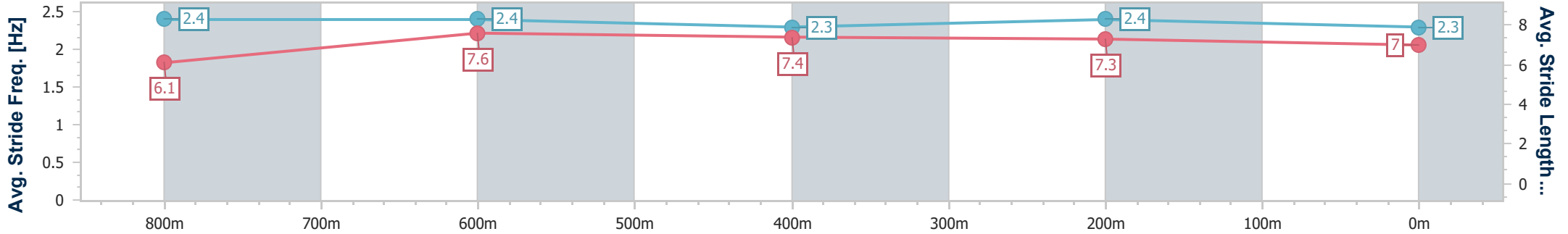
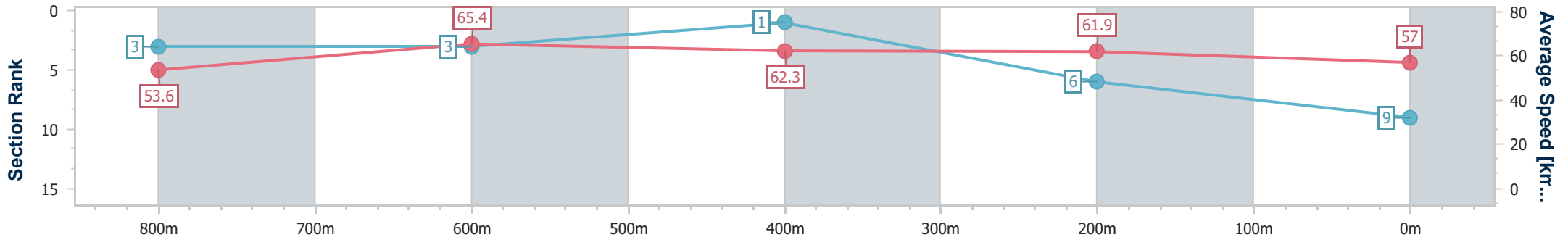
Sunshine Coast QLD Professional
 Race 2: ACCESS INSULATION SUNSHINE COAST QTIS Three-
 Year-Old Handicap - 1000m



14 July 2024 - 13:07

Track Rating: Heavy 9, Weather: Fine, Rail Position: True

Section	Overall	800m	600m	400m	200m
Section Times	1:00.65 [9] (0:13.46)	0:47.19 [3] (0:11.17)	0:36.02 [3] (0:11.76)	0:24.26 [1] (0:11.64)	0:12.62 [6] (0:12.62)
Average Speed [km/h]	53.6	65.4	62.3	61.9	57.0
Top Speed [km/h]	66.4	67.5	63.9	63.6	60.1
Avg. Dist. to Rail [m]	13.0	4.8	3.1	7.9	10.2
Avg. Stride Freq. [Hz]	2.4	2.4	2.3	2.4	2.3
Avg. Stride Length [m]	6.1	7.6	7.4	7.3	7.0



- [] Ranking at each section and finish
- .-.- No data available at this section
- NA No data available



Horse/Jockey Name	Californian
Final Rank	10
Fastest Section Time (Section)	0:11.07 (800m)
Top Speed [km/h] (Section)	67.5 (800m)
Race State	Finished



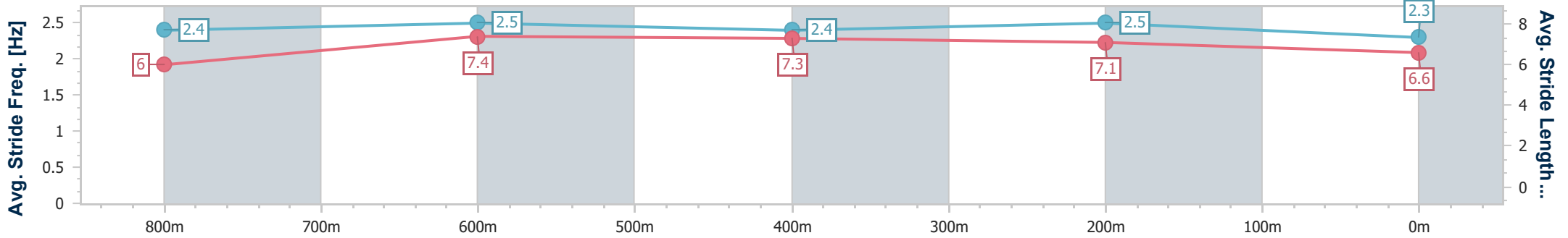
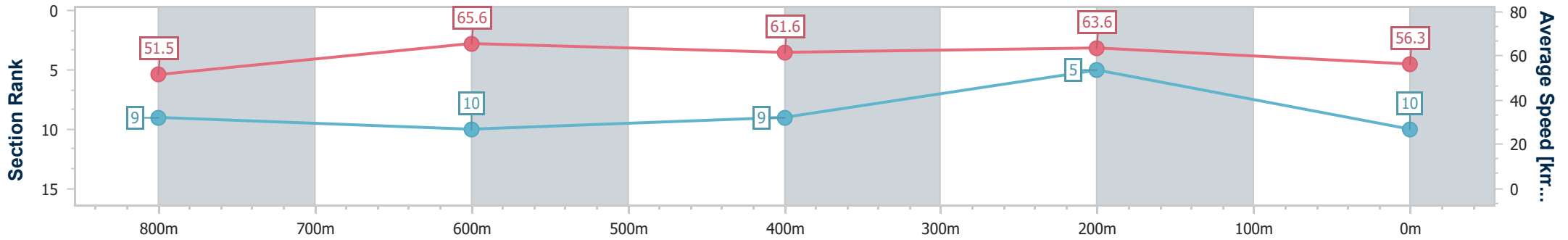
Sunshine Coast QLD Professional
 Race 2: ACCESS INSULATION SUNSHINE COAST QTIS Three-Year-Old Handicap - 1000m



14 July 2024 - 13:07

Track Rating: Heavy 9, Weather: Fine, Rail Position: True

Section	Overall	800m	600m	400m	200m
Section Times	1:00.77 [10] (0:14.02)	0:46.75 [9] (0:11.07)	0:35.68 [10] (0:11.56)	0:24.12 [9] (0:11.34)	0:12.78 [5] (0:12.78)
Average Speed [km/h]	51.5	65.6	61.6	63.6	56.3
Top Speed [km/h]	65.2	67.5	62.9	64.7	60.2
Avg. Dist. to Rail [m]	10.2	3.7	1.9	0.9	3.5
Avg. Stride Freq. [Hz]	2.4	2.5	2.4	2.5	2.3
Avg. Stride Length [m]	6.0	7.4	7.3	7.1	6.6



- [] Ranking at each section and finish
- .-.- No data available at this section
- NA No data available



Horse/Jockey Name	Cooroi Heights
Final Rank	11
Fastest Section Time (Section)	0:11.26 (800m)
Top Speed [km/h] (Section)	67.8 (Overall)
Race State	Finished



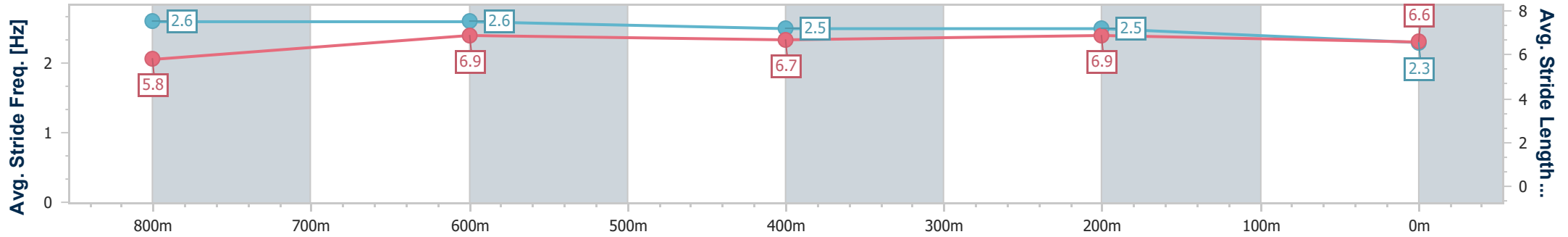
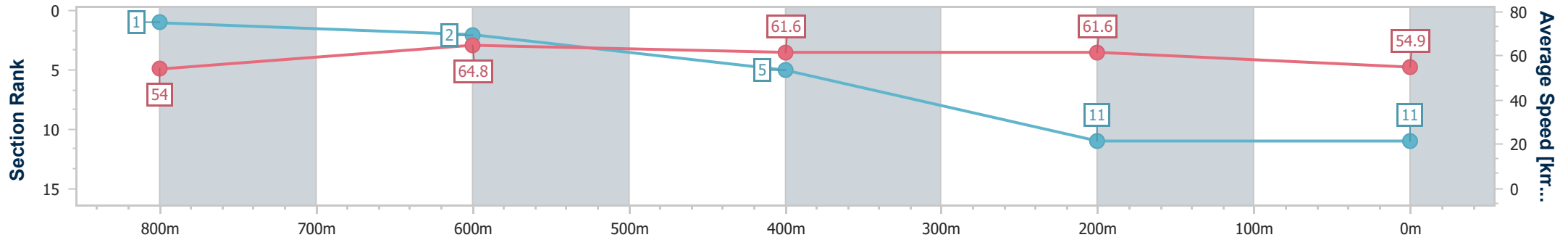
Sunshine Coast QLD Professional
 Race 2: ACCESS INSULATION SUNSHINE COAST QTIS Three-
 Year-Old Handicap - 1000m



14 July 2024 - 13:07

Track Rating: Heavy 9, Weather: Fine, Rail Position: True

Section	Overall	800m	600m	400m	200m
Section Times	1:01.32 [11] (0:13.36)	0:47.96 [1] (0:11.26)	0:36.70 [2] (0:11.86)	0:24.84 [5] (0:11.73)	0:13.11 [11] (0:13.11)
Average Speed [km/h]	54.0	64.8	61.6	61.6	54.9
Top Speed [km/h]	67.8	67.8	63.1	62.9	60.3
Avg. Dist. to Rail [m]	11.8	4.6	2.6	6.1	10.3
Avg. Stride Freq. [Hz]	2.6	2.6	2.5	2.5	2.3
Avg. Stride Length [m]	5.8	6.9	6.7	6.9	6.6



- [] Ranking at each section and finish
- .-.- No data available at this section
- NA No data available



Sunshine Coast QLD Professional

Race 3: XXXX BENCHMARK 65 Handicap - 1000m



14 July 2024 - 13:40

Track Rating: Heavy 9, Weather: Fine, Rail Position: True

Section		Overall									Last 600m	
Field Times		1:00.19 (0:13.57)									0:35.70 (0:12.31)	
		800m			600m		400m		200m			
		0:46.62 (0:10.92)			0:35.70 (0:11.70)		0:24.00 (0:11.69)		0:12.31 (0:12.31)			
Rank	TAB	Horse/Jockey	Barrier	Top Speed [km/h]	Fastest Section	Overall	800m	600m	400m	200m	Margin	Distance Travelled [m]
1	4	ALAKAI SWAMP Paul Hammersley	9	66.5 800m	0:11.16 800m	1:00.19 [1] (0:13.71)	0:46.48 [4] (0:11.16)	0:35.32 [4] (0:11.68)	0:23.64 [3] (0:11.53)	0:12.11 [4] (0:12.11)	1:00.19	0:35.32
2	7	LUVARCHIE Cejay Graham	8	67.5 800m	0:11.03 800m	1:00.27 [2] (0:13.57)	0:46.70 [1] (0:11.03)	0:35.67 [2] (0:11.72)	0:23.95 [2] (0:11.56)	0:12.39 [1] (0:12.39)	0.4L	0:35.67 -3
3	11	SOOBLOND Ron Stewart	5	66.7 800m	0:11.08 800m	1:00.36 [3] (0:13.91)	0:46.45 [6] (0:11.08)	0:35.37 [5] (0:11.68)	0:23.69 [6] (0:11.39)	0:12.30 [3] (0:12.30)	0.8L	0:35.37 -1
4	8	BELISTIC MAN Marnu Potgieter	2	68.4 800m	0:10.83 800m	1:00.55 [4] (0:13.66)	0:46.89 [2] (0:10.83)	0:36.06 [1] (0:11.70)	0:24.36 [1] (0:11.74)	0:12.62 [2] (0:12.62)	1.8L	0:36.06 -7
5	5	ARTIE PANTZ Robbie Dolan	3	65.8 800m	0:11.23 800m	1:00.74 [5] (0:13.87)	0:46.87 [5] (0:11.23)	0:35.64 [6] (0:11.53)	0:24.11 [5] (0:11.53)	0:12.58 [5] (0:12.58)	2.8L	0:35.64 -4
6	3	GHOST HUNTER Dan McGillivray	6	67.1 800m	0:11.09 800m	1:00.83 [6] (0:13.67)	0:47.16 [3] (0:11.09)	0:36.07 [3] (0:11.81)	0:24.26 [4] (0:11.74)	0:12.52 [8] (0:12.52)	3.2L	0:36.07 -2
7	1	GROOMED Rachel King	1	66.1 800m	0:11.07 800m	1:00.84 [7] (0:14.18)	0:46.66 [8] (0:11.07)	0:35.59 [8] (0:11.52)	0:24.07 [7] (0:11.51)	0:12.56 [7] (0:12.56)	3.3L	0:35.59 -6
8	6	KING CHARLES Damien Thornton	11	66.4 800m	0:11.09 800m	1:00.97 [8] (0:14.15)	0:46.82 [7] (0:11.09)	0:35.73 [7] (0:11.62)	0:24.11 [8] (0:11.37)	0:12.74 [6] (0:12.74)	3.8L	0:35.73 -3

Scratched: Torque I Tee (#2), Remlaps Angel (#10), Magic Island (#9)

[] Ranking at each section and finish
 -:-:- No data available at this section
 NA No data available

SCN Saddle cloth number
 DNF Did not finish
 DNT Did not track



Horse/Jockey Name	Alakai Swamp
Final Rank	1
Fastest Section Time (Section)	0:11.16 (800m)
Top Speed [km/h] (Section)	66.5 (800m)
Race State	Finished



Sunshine Coast QLD Professional

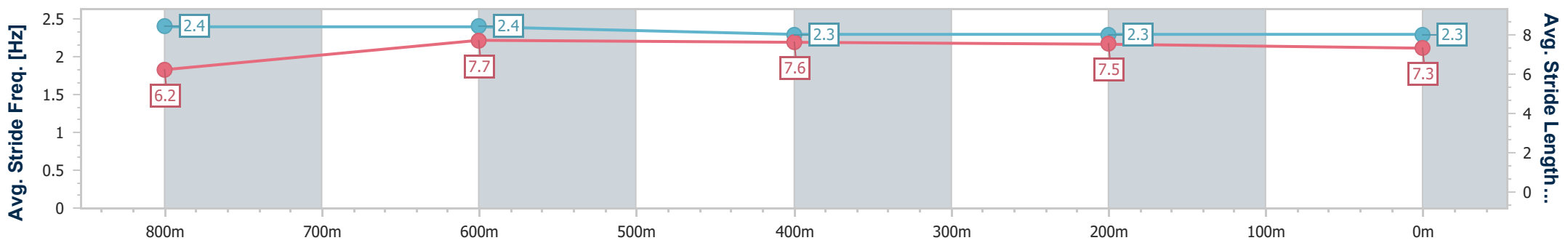
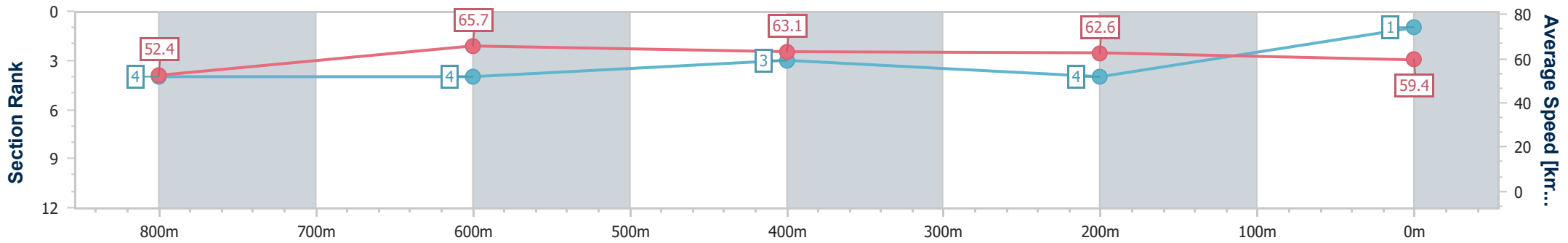
Race 3: XXXX BENCHMARK 65 Handicap - 1000m



14 July 2024 - 13:40

Track Rating: Heavy 9, Weather: Fine, Rail Position: True

Section	Overall	800m	600m	400m	200m
Section Times	1:00.19 [1] (0:13.71)	0:46.48 [4] (0:11.16)	0:35.32 [4] (0:11.68)	0:23.64 [3] (0:11.53)	0:12.11 [4] (0:12.11)
Average Speed [km/h]	52.4	65.7	63.1	62.6	59.4
Top Speed [km/h]	65.9	66.5	65.2	63.4	61.9
Avg. Dist. to Rail [m]	11.8	5.4	3.7	9.1	9.1
Avg. Stride Freq. [Hz]	2.4	2.4	2.3	2.3	2.3
Avg. Stride Length [m]	6.2	7.7	7.6	7.5	7.3



- [] Ranking at each section and finish
- .-.- No data available at this section
- NA No data available



Horse/Jockey Name	Luvarchie
Final Rank	2
Fastest Section Time (Section)	0:11.03 (800m)
Top Speed [km/h] (Section)	67.5 (800m)
Race State	Finished



Sunshine Coast QLD Professional

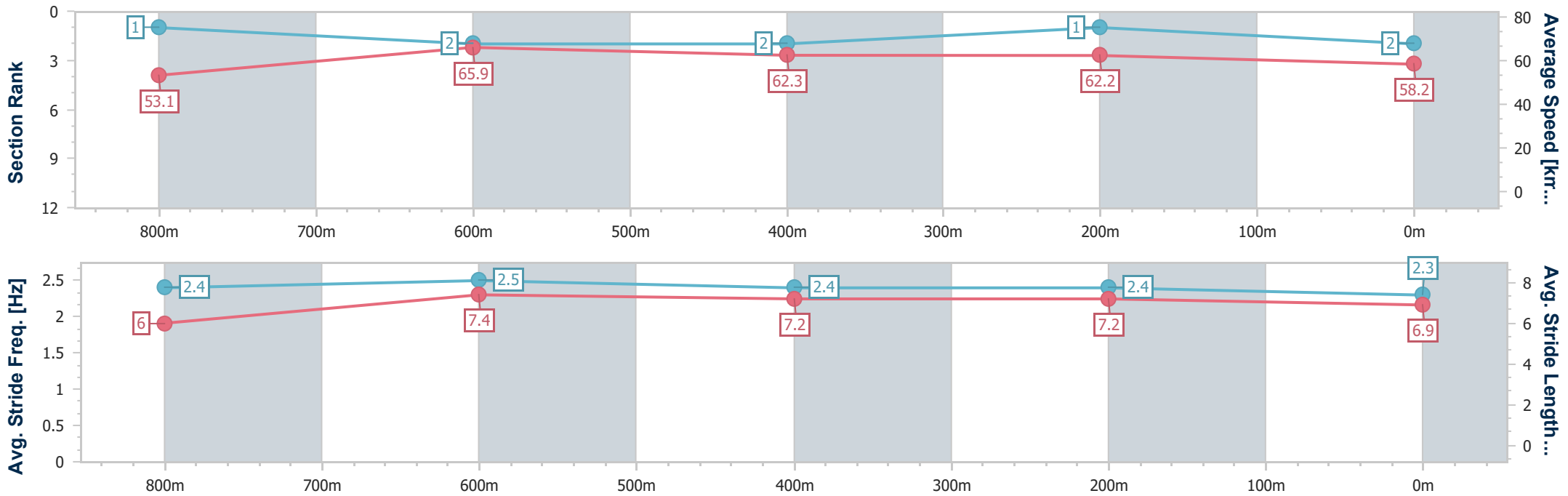
Race 3: XXXX BENCHMARK 65 Handicap - 1000m



14 July 2024 - 13:40

Track Rating: Heavy 9, Weather: Fine, Rail Position: True

Section	Overall	800m	600m	400m	200m
Section Times	1:00.27 [2] (0:13.57)	0:46.70 [1] (0:11.03)	0:35.67 [2] (0:11.72)	0:23.95 [2] (0:11.56)	0:12.39 [1] (0:12.39)
Average Speed [km/h]	53.1	65.9	62.3	62.2	58.2
Top Speed [km/h]	67.2	67.5	64.9	63.0	61.1
Avg. Dist. to Rail [m]	9.8	2.8	2.4	6.5	6.7
Avg. Stride Freq. [Hz]	2.4	2.5	2.4	2.4	2.3
Avg. Stride Length [m]	6.0	7.4	7.2	7.2	6.9



- [] Ranking at each section and finish
- .-.- No data available at this section
- NA No data available



Horse/Jockey Name	Sooblond
Final Rank	3
Fastest Section Time (Section)	0:11.08 (800m)
Top Speed [km/h] (Section)	66.7 (800m)
Race State	Finished



Sunshine Coast QLD Professional

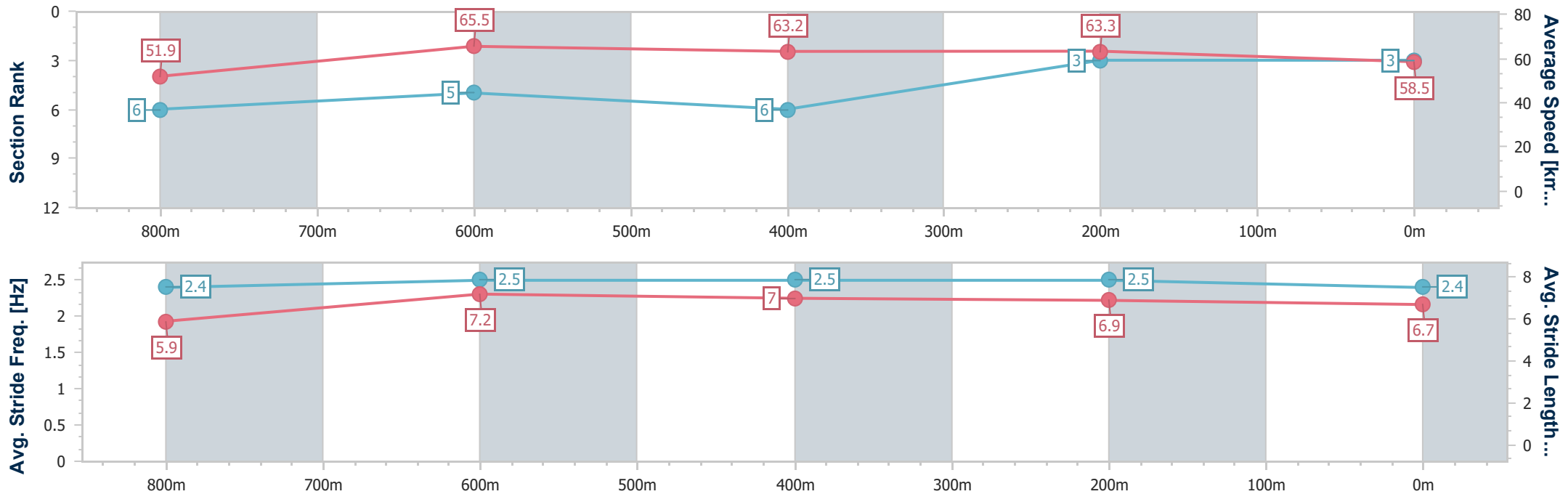
Race 3: XXXX BENCHMARK 65 Handicap - 1000m



14 July 2024 - 13:40

Track Rating: Heavy 9, Weather: Fine, Rail Position: True

Section	Overall	800m	600m	400m	200m
Section Times	1:00.36 [3] (0:13.91)	0:46.45 [6] (0:11.08)	0:35.37 [5] (0:11.68)	0:23.69 [6] (0:11.39)	0:12.30 [3] (0:12.30)
Average Speed [km/h]	51.9	65.5	63.2	63.3	58.5
Top Speed [km/h]	65.4	66.7	63.5	64.5	62.2
Avg. Dist. to Rail [m]	8.7	3.1	3.7	9.6	9.7
Avg. Stride Freq. [Hz]	2.4	2.5	2.5	2.5	2.4
Avg. Stride Length [m]	5.9	7.2	7.0	6.9	6.7



- [] Ranking at each section and finish
- .-.- No data available at this section
- NA No data available



Horse/Jockey Name	Belistic Man
Final Rank	4
Fastest Section Time (Section)	0:10.83 (800m)
Top Speed [km/h] (Section)	68.4 (800m)
Race State	Finished



Sunshine Coast QLD Professional

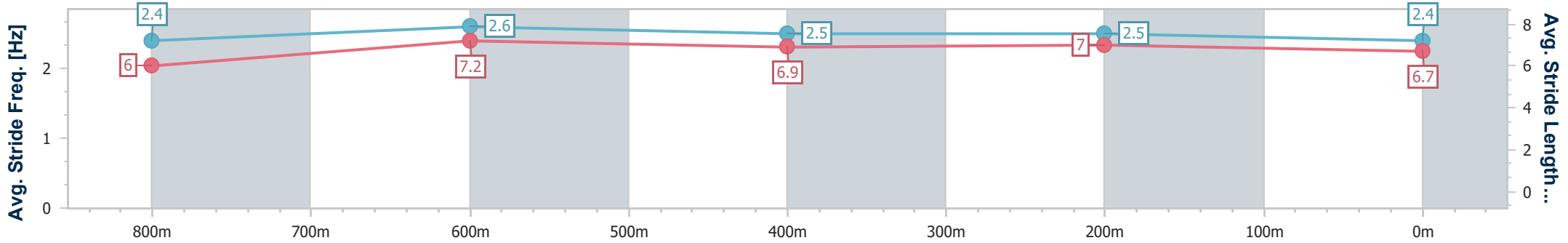
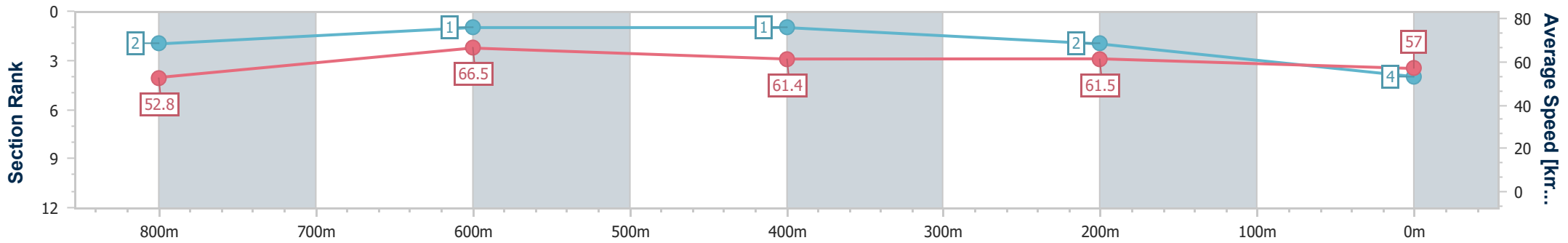
Race 3: XXXX BENCHMARK 65 Handicap - 1000m

14 July 2024 - 13:40



Track Rating: Heavy 9, Weather: Fine, Rail Position: True

Section	Overall	800m	600m	400m	200m
Section Times	1:00.55 [4] (0:13.66)	0:46.89 [2] (0:10.83)	0:36.06 [1] (0:11.70)	0:24.36 [1] (0:11.74)	0:12.62 [2] (0:12.62)
Average Speed [km/h]	52.8	66.5	61.4	61.5	57.0
Top Speed [km/h]	66.6	68.4	64.1	62.4	61.0
Avg. Dist. to Rail [m]	6.1	1.7	0.4	5.1	5.7
Avg. Stride Freq. [Hz]	2.4	2.6	2.5	2.5	2.4
Avg. Stride Length [m]	6.0	7.2	6.9	7.0	6.7



- [] Ranking at each section and finish
- .-.- No data available at this section
- NA No data available



Horse/Jockey Name	Artie Pantz
Final Rank	5
Fastest Section Time (Section)	0:11.23 (800m)
Top Speed [km/h] (Section)	65.8 (800m)
Race State	Finished



Sunshine Coast QLD Professional

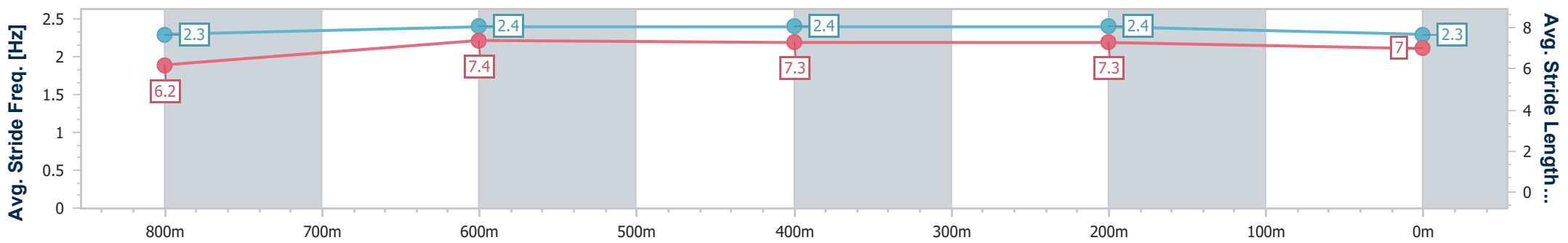
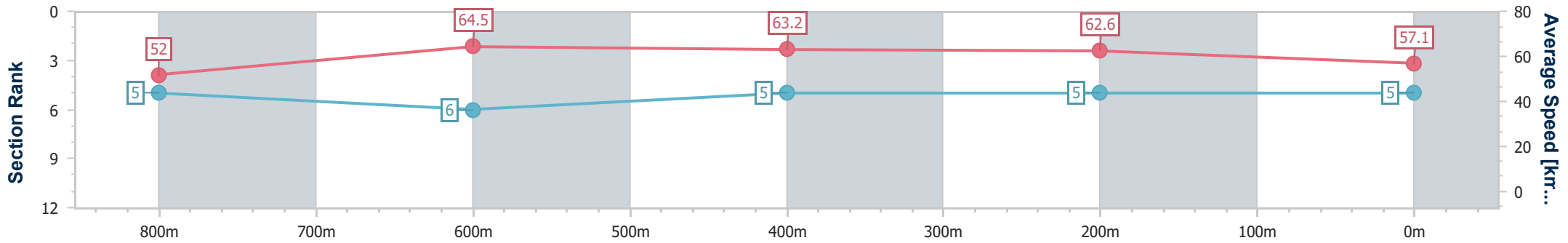
Race 3: XXXX BENCHMARK 65 Handicap - 1000m

14 July 2024 - 13:40

Track Rating: Heavy 9, Weather: Fine, Rail Position: True



Section	Overall	800m	600m	400m	200m
Section Times	1:00.74 [5] (0:13.87)	0:46.87 [5] (0:11.23)	0:35.64 [6] (0:11.53)	0:24.11 [5] (0:11.53)	0:12.58 [5] (0:12.58)
Average Speed [km/h]	52.0	64.5	63.2	62.6	57.1
Top Speed [km/h]	64.4	65.8	64.2	63.9	61.1
Avg. Dist. to Rail [m]	7.6	2.7	1.8	5.1	4.5
Avg. Stride Freq. [Hz]	2.3	2.4	2.4	2.4	2.3
Avg. Stride Length [m]	6.2	7.4	7.3	7.3	7.0



- [] Ranking at each section and finish
- .-.- No data available at this section
- NA No data available



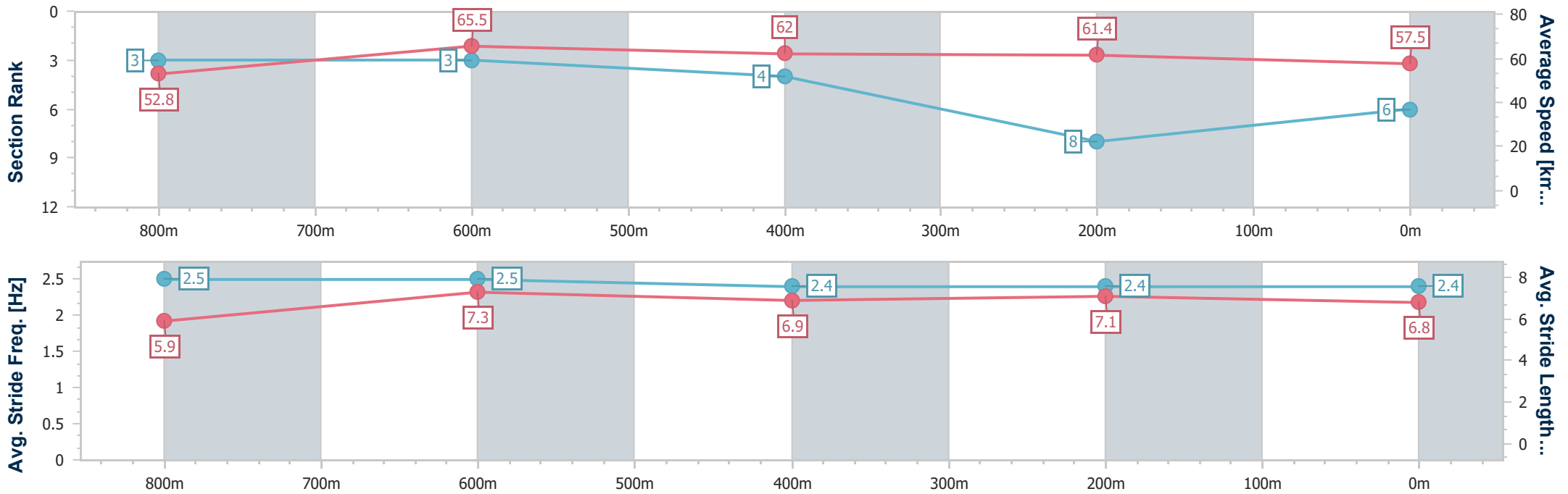
Horse/Jockey Name	Ghost Hunter
Final Rank	6
Fastest Section Time (Section)	0:11.09 (800m)
Top Speed [km/h] (Section)	67.1 (800m)
Race State	Finished



Sunshine Coast QLD Professional
 Race 3: XXXX BENCHMARK 65 Handicap - 1000m
 14 July 2024 - 13:40
 Track Rating: Heavy 9, Weather: Fine, Rail Position: True



Section	Overall	800m	600m	400m	200m
Section Times	1:00.83 [6] (0:13.67)	0:47.16 [3] (0:11.09)	0:36.07 [3] (0:11.81)	0:24.26 [4] (0:11.74)	0:12.52 [8] (0:12.52)
Average Speed [km/h]	52.8	65.5	62.0	61.4	57.5
Top Speed [km/h]	67.0	67.1	63.4	61.9	60.5
Avg. Dist. to Rail [m]	9.5	2.9	2.7	7.8	10.3
Avg. Stride Freq. [Hz]	2.5	2.5	2.4	2.4	2.4
Avg. Stride Length [m]	5.9	7.3	6.9	7.1	6.8



- [] Ranking at each section and finish
- .-.- No data available at this section
- NA No data available



Horse/Jockey Name	Groomed
Final Rank	7
Fastest Section Time (Section)	0:11.07 (800m)
Top Speed [km/h] (Section)	66.1 (800m)
Race State	Finished



Sunshine Coast QLD Professional

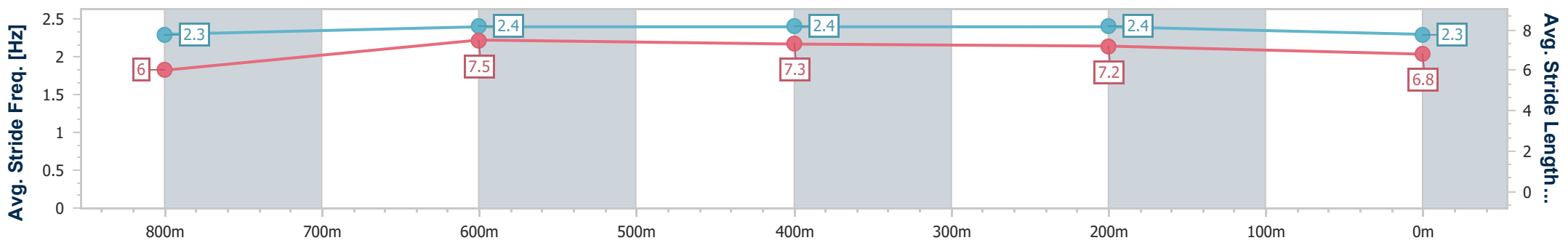
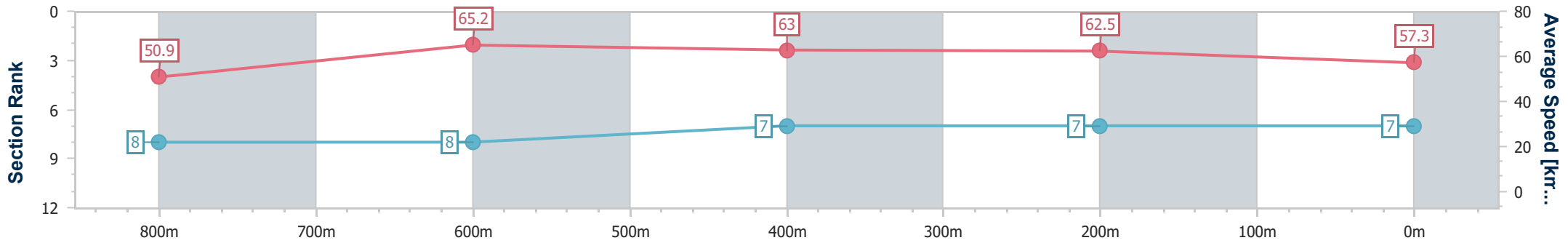
Race 3: XXXX BENCHMARK 65 Handicap - 1000m

14 July 2024 - 13:40

Track Rating: Heavy 9, Weather: Fine, Rail Position: True



Section	Overall	800m	600m	400m	200m
Section Times	1:00.84 [7] (0:14.18)	0:46.66 [8] (0:11.07)	0:35.59 [8] (0:11.52)	0:24.07 [7] (0:11.51)	0:12.56 [7] (0:12.56)
Average Speed [km/h]	50.9	65.2	63.0	62.5	57.3
Top Speed [km/h]	65.0	66.1	65.6	63.1	61.5
Avg. Dist. to Rail [m]	4.9	1.4	1.4	4.1	2.7
Avg. Stride Freq. [Hz]	2.3	2.4	2.4	2.4	2.3
Avg. Stride Length [m]	6.0	7.5	7.3	7.2	6.8



- [] Ranking at each section and finish
- .-.- No data available at this section
- NA No data available



Horse/Jockey Name	King Charles
Final Rank	8
Fastest Section Time (Section)	0:11.09 (800m)
Top Speed [km/h] (Section)	66.4 (800m)
Race State	Finished



Sunshine Coast QLD Professional

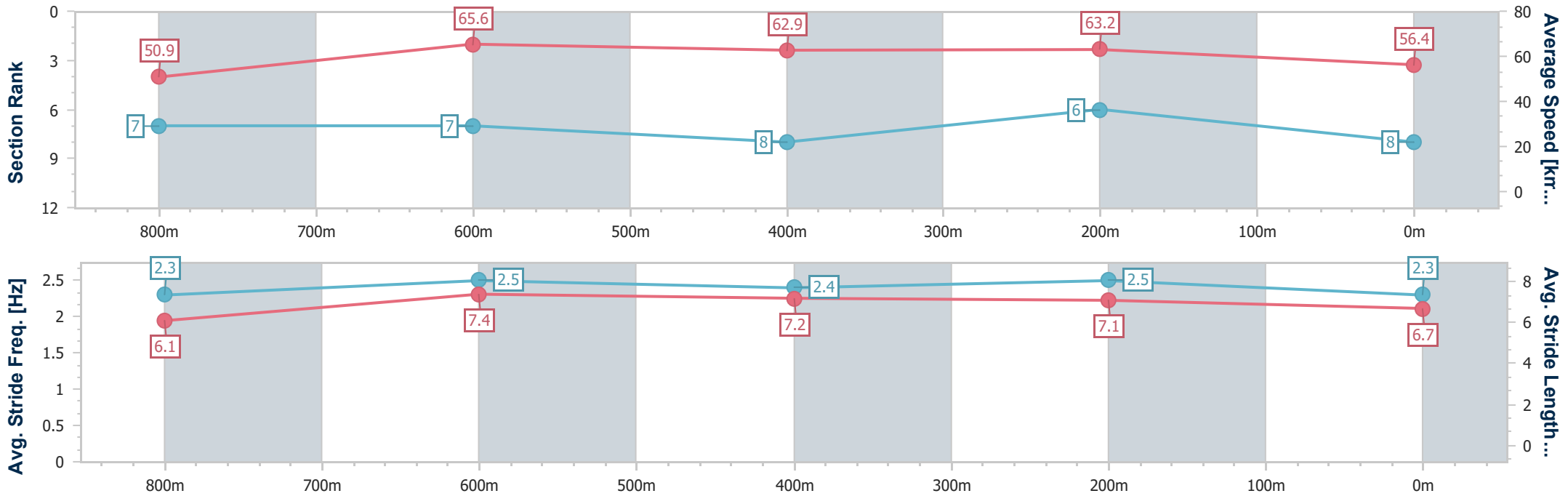
Race 3: XXXX BENCHMARK 65 Handicap - 1000m



14 July 2024 - 13:40

Track Rating: Heavy 9, Weather: Fine, Rail Position: True

Section	Overall	800m	600m	400m	200m
Section Times	1:00.97 [8] (0:14.15)	0:46.82 [7] (0:11.09)	0:35.73 [7] (0:11.62)	0:24.11 [8] (0:11.37)	0:12.74 [6] (0:12.74)
Average Speed [km/h]	50.9	65.6	62.9	63.2	56.4
Top Speed [km/h]	64.1	66.4	65.1	64.2	61.7
Avg. Dist. to Rail [m]	12.4	3.3	2.2	3.9	2.5
Avg. Stride Freq. [Hz]	2.3	2.5	2.4	2.5	2.3
Avg. Stride Length [m]	6.1	7.4	7.2	7.1	6.7



- [] Ranking at each section and finish
- .-.- No data available at this section
- NA No data available



Sunshine Coast QLD Professional

Race 4: WIMMERS PREMIUM SOFT DRINKS BENCHMARK 70 Handicap - 1800m



14 July 2024 - 14:15

Track Rating: Heavy 9, Weather: Fine, Rail Position: True

Section		Overall	1600m	1400m	1200m	1000m	800m	600m	Last 600m				
Field Times		1:53.98 (0:13.49)	1:40.49 (0:11.56)	1:28.93 (0:12.55)	1:16.38 (0:13.00)	1:03.38 (0:12.81)	0:50.57 (0:12.85)	0:37.72 (0:12.58)	0:37.72				
Rank	TAB Horse/Jockey	Barrier	Top Speed [km/h]	Fastest Section									Distance Travelled [m]
1	9 DIABLO BOLT Jag Guthmann-Chester	9	63.6	0:11.89	1:53.98 [1] (0:13.88)	1:40.10 [5] (0:11.89)	1:28.21 [5] (0:12.62)	1:15.59 [5] (0:13.03)	1:02.56 [6] (0:12.75)	0:49.81 [6] (0:12.72)	0:37.09 [6] (0:12.43)	0:37.09	
2	4 ST VINCENTS GARDEN Kyle Wilson-Taylor	7	62.3	0:11.98	1:54.38 [2] (0:14.49)	1:39.89 [10] (0:11.98)	1:27.91 [10] (0:12.68)	1:15.23 [10] (0:12.97)	1:02.26 [10] (0:12.61)	0:49.65 [10] (0:12.57)	0:37.08 [10] (0:12.45)	0:37.08	+0
3	6 ENTERPRISE LASSIE Cody Collis	11	64.9	0:11.60	1:54.40 [3] (0:13.55)	1:40.85 [2] (0:11.60)	1:29.25 [2] (0:12.61)	1:16.64 [2] (0:12.94)	1:03.70 [2] (0:12.87)	0:50.83 [2] (0:12.83)	0:38.00 [2] (0:12.56)	0:38.00	+2
4	7 ARTFUL GIRL Marnu Potgieter	5	62.6	0:11.90	1:54.68 [4] (0:14.25)	1:40.43 [9] (0:11.90)	1:28.53 [8] (0:12.56)	1:15.97 [8] (0:12.99)	1:02.98 [8] (0:12.68)	0:50.30 [8] (0:12.62)	0:37.68 [7] (0:12.69)	0:37.68	+1
5	5 PERSEVERE Jim Byrne	3	62.8	0:11.87	1:54.70 [5] (0:14.09)	1:40.61 [7] (0:11.87)	1:28.74 [7] (0:12.60)	1:16.14 [7] (0:13.05)	1:03.09 [7] (0:12.70)	0:50.39 [7] (0:12.70)	0:37.69 [8] (0:12.54)	0:37.69	+1
6	12 WORD FROM ABOVE Cejay Graham	8	63.4	0:11.73	1:54.99 [6] (0:13.81)	1:41.18 [4] (0:11.73)	1:29.45 [4] (0:12.53)	1:16.92 [4] (0:13.01)	1:03.91 [4] (0:12.73)	0:51.18 [3] (0:12.70)	0:38.48 [3] (0:12.52)	0:38.48	-6
7	1 LE HEROS Corey Sutherland	6	64.8	0:11.56	1:55.14 [7] (0:13.49)	1:41.65 [1] (0:11.56)	1:30.09 [1] (0:12.55)	1:17.54 [1] (0:13.00)	1:04.54 [1] (0:12.81)	0:51.73 [1] (0:12.85)	0:38.88 [1] (0:12.58)	0:38.88	-4
8	8 HARMONY REIGNS Jake Bayliss	10	65.1	0:11.78	1:55.29 [8] (0:13.63)	1:41.66 [3] (0:11.78)	1:29.88 [3] (0:12.64)	1:17.24 [3] (0:12.97)	1:04.27 [3] (0:12.80)	0:51.47 [4] (0:12.77)	0:38.70 [4] (0:12.55)	0:38.70	-1
9	3 TAVIS TOWN Sean Cormack	12	62.9	0:12.04	1:55.40 [9] (0:14.12)	1:41.28 [8] (0:12.04)	1:29.24 [9] (0:12.70)	1:16.54 [9] (0:13.03)	1:03.51 [9] (0:12.72)	0:50.79 [9] (0:12.65)	0:38.14 [9] (0:12.38)	0:38.14	+6
10	10 YANGARI Rachel King	2	62.7	0:11.83	1:55.43 [10] (0:14.03)	1:41.40 [6] (0:11.83)	1:29.57 [6] (0:12.54)	1:17.03 [6] (0:12.98)	1:04.05 [5] (0:12.77)	0:51.28 [5] (0:12.70)	0:38.58 [5] (0:12.56)	0:38.58	-6

Scratched: Snatch (#11), Hector De Maris (#2)

[] Ranking at each section and finish
 -:-:- No data available at this section
 NA No data available

SCN Saddle cloth number
 DNF Did not finish
 DNT Did not track



Sunshine Coast QLD Professional

Race 4: WIMMERS PREMIUM SOFT DRINKS BENCHMARK 70 Handicap - 1800m



14 July 2024 - 14:15

Track Rating: Heavy 9, Weather: Fine, Rail Position: True

Section				400m	200m			Last 600m		
Field Times				0:25.14 (0:12.40)	0:12.74 (0:12.74)			0:37.72		
Rank	TAB	Horse/Jockey	Barrier	Top Speed [km/h]	Fastest Section	Margin				Distance Travelled [m]
1	9	DIABLO BOLT Jag Guthmann-Chester	9	63.6 Overall	0:11.89 1600m	0:24.66 [5] (0:11.93)	0:12.73 [2] (0:12.73)	1:53.98	0:37.09	
2	4	ST VINCENTS GARDEN Kyle Wilson-Taylor	7	62.3 Overall	0:11.98 1600m	0:24.63 [10] (0:12.09)	0:12.54 [8] (0:12.54)	2.3L	0:37.08	+0
3	6	ENTERPRISE LASSIE Cody Collis	11	64.9 1600m	0:11.60 1600m	0:25.44 [2] (0:12.28)	0:13.16 [1] (0:13.16)	2.4L	0:38.00	+2
4	7	ARTFUL GIRL Marnu Potgieter	5	62.6 1600m	0:11.90 1600m	0:24.99 [9] (0:12.17)	0:12.82 [9] (0:12.82)	3.9L	0:37.68	+1
5	5	PERSEVERE Jim Byrne	3	62.8 1600m	0:11.87 1600m	0:25.15 [7] (0:12.16)	0:12.99 [6] (0:12.99)	4L	0:37.69	+1
6	12	WORD FROM ABOVE Cejay Graham	8	63.4 Overall	0:11.73 1600m	0:25.96 [3] (0:12.63)	0:13.33 [5] (0:13.33)	5.5L	0:38.48	-6
7	1	LE HEROS Corey Sutherland	6	64.8 Overall	0:11.56 1600m	0:26.30 [1] (0:12.50)	0:13.80 [3] (0:13.80)	6.3L	0:38.88	-4
8	8	HARMONY REIGNS Jake Bayliss	10	65.1 Overall	0:11.78 1600m	0:26.15 [4] (0:12.41)	0:13.74 [4] (0:13.74)	7.1L	0:38.70	-1
9	3	TAVIS TOWN Sean Cormack	12	62.9 1600m	0:12.04 1600m	0:25.76 [8] (0:12.30)	0:13.46 [10] (0:13.46)	7.6L	0:38.14	+6
10	10	YANGARI Rachel King	2	62.7 Overall	0:11.83 1600m	0:26.02 [6] (0:12.37)	0:13.65 [7] (0:13.65)	7.8L	0:38.58	-6

Scratched: Snatch (#11), Hector De Maris (#2)

Report Created: Sun 14 July 2024 14:31 GMT+10 (Note: Timing is based on position data)

Page 2/12

[] Ranking at each section and finish
 -:-:- No data available at this section
 NA No data available

SCN Saddle cloth number
 DNF Did not finish
 DNT Did not track

data processed by TRIPLESDATA



Horse/Jockey Name	Diablo Bolt
Final Rank	1
Fastest Section Time (Section)	0:11.89 (1600m)
Top Speed [km/h] (Section)	63.6 (Overall)
Race State	Finished



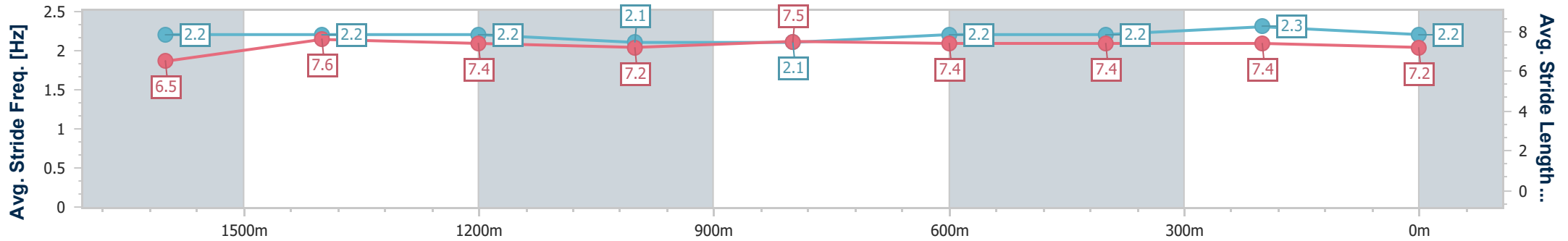
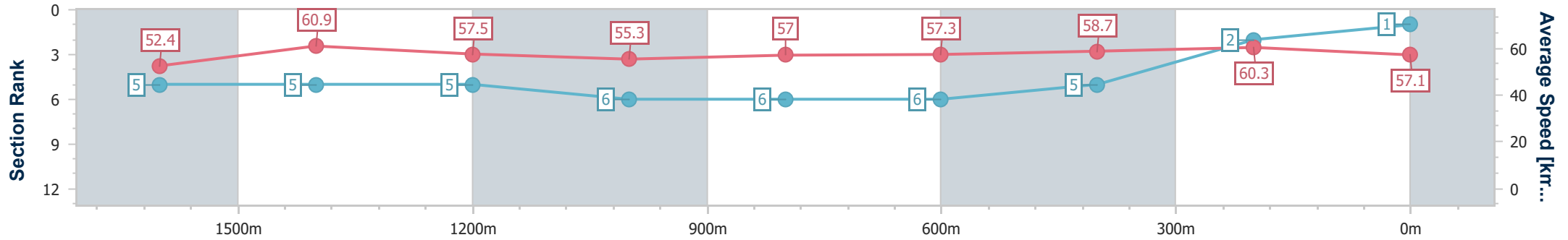
Sunshine Coast QLD Professional
Race 4: WIMMERS PREMIUM SOFT DRINKS BENCHMARK 70
Handicap - 1800m



14 July 2024 - 14:15

Track Rating: Heavy 9, Weather: Fine, Rail Position: True

Section	Overall	1600m	1400m	1200m	1000m	800m	600m	400m	200m
Section Times	1:53.98 [1] (0:13.88)	1:40.10 [5] (0:11.89)	1:28.21 [5] (0:12.62)	1:15.59 [5] (0:13.03)	1:02.56 [6] (0:12.75)	0:49.81 [6] (0:12.72)	0:37.09 [6] (0:12.43)	0:24.66 [5] (0:11.93)	0:12.73 [2] (0:12.73)
Average Speed [km/h]	52.4	60.9	57.5	55.3	57.0	57.3	58.7	60.3	57.1
Top Speed [km/h]	63.6	62.6	59.6	56.8	58.0	59.0	60.0	61.6	59.4
Avg. Dist. to Rail [m]	7.6	2.5	3.1	3.3	3.6	1.7	2.0	6.3	7.3
Avg. Stride Freq. [Hz]	2.2	2.2	2.2	2.1	2.1	2.2	2.2	2.3	2.2
Avg. Stride Length [m]	6.5	7.6	7.4	7.2	7.5	7.4	7.4	7.4	7.2



- [] Ranking at each section and finish
- .-.- No data available at this section
- NA No data available



Horse/Jockey Name	St Vincents Garden
Final Rank	2
Fastest Section Time (Section)	0:11.98 (1600m)
Top Speed [km/h] (Section)	62.3 (Overall)
Race State	Finished

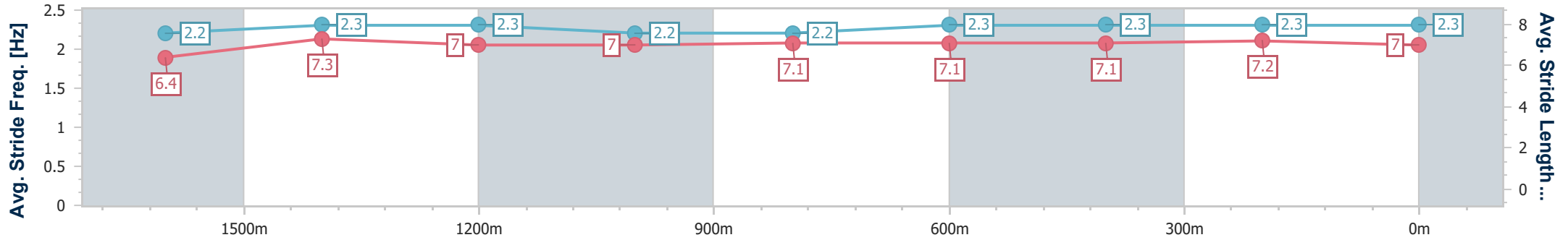
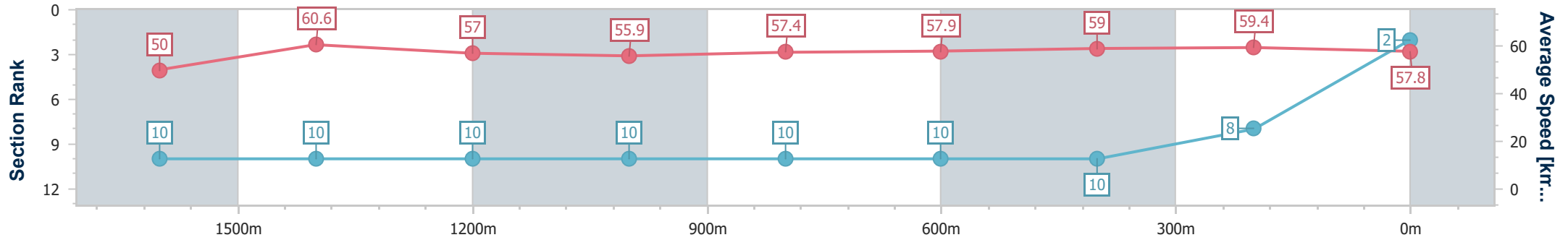


Sunshine Coast QLD Professional
 Race 4: WIMMERS PREMIUM SOFT DRINKS BENCHMARK 70
 Handicap - 1800m
 14 July 2024 - 14:15



Track Rating: Heavy 9, Weather: Fine, Rail Position: True

Section	Overall	1600m	1400m	1200m	1000m	800m	600m	400m	200m
Section Times	1:54.38 [2] (0:14.49)	1:39.89 [10] (0:11.98)	1:27.91 [10] (0:12.68)	1:15.23 [10] (0:12.97)	1:02.26 [10] (0:12.61)	0:49.65 [10] (0:12.57)	0:37.08 [10] (0:12.45)	0:24.63 [10] (0:12.09)	0:12.54 [8] (0:12.54)
Average Speed [km/h]	50.0	60.6	57.0	55.9	57.4	57.9	59.0	59.4	57.8
Top Speed [km/h]	62.3	61.7	59.4	57.3	59.4	59.6	60.3	60.0	59.0
Avg. Dist. to Rail [m]	6.3	2.8	2.7	2.6	2.5	2.0	3.3	7.8	10.8
Avg. Stride Freq. [Hz]	2.2	2.3	2.3	2.2	2.2	2.3	2.3	2.3	2.3
Avg. Stride Length [m]	6.4	7.3	7.0	7.0	7.1	7.1	7.1	7.2	7.0



- [] Ranking at each section and finish
- .-.- No data available at this section
- NA No data available



Horse/Jockey Name	Enterprise Lassie
Final Rank	3
Fastest Section Time (Section)	0:11.60 (1600m)
Top Speed [km/h] (Section)	64.9 (1600m)
Race State	Finished

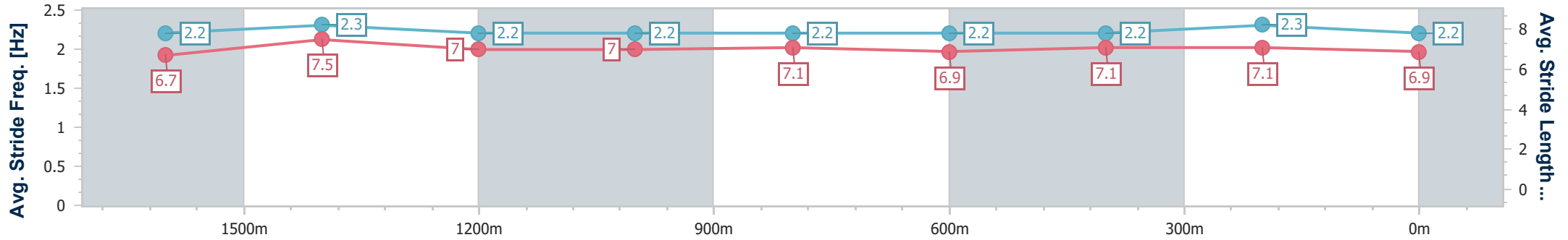
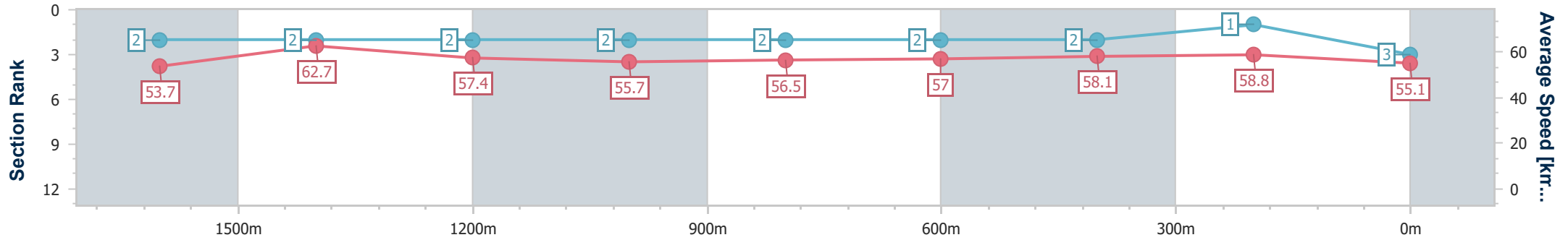


Sunshine Coast QLD Professional
 Race 4: WIMMERS PREMIUM SOFT DRINKS BENCHMARK 70
 Handicap - 1800m
 14 July 2024 - 14:15



Track Rating: Heavy 9, Weather: Fine, Rail Position: True

Section	Overall	1600m	1400m	1200m	1000m	800m	600m	400m	200m
Section Times	1:54.40 [3] (0:13.55)	1:40.85 [2] (0:11.60)	1:29.25 [2] (0:12.61)	1:16.64 [2] (0:12.94)	1:03.70 [2] (0:12.87)	0:50.83 [2] (0:12.83)	0:38.00 [2] (0:12.56)	0:25.44 [2] (0:12.28)	0:13.16 [1] (0:13.16)
Average Speed [km/h]	53.7	62.7	57.4	55.7	56.5	57.0	58.1	58.8	55.1
Top Speed [km/h]	64.9	64.9	59.5	57.2	57.2	57.5	59.1	59.5	57.7
Avg. Dist. to Rail [m]	9.7	2.5	3.0	3.7	3.6	2.5	2.3	6.2	7.9
Avg. Stride Freq. [Hz]	2.2	2.3	2.2	2.2	2.2	2.2	2.2	2.3	2.2
Avg. Stride Length [m]	6.7	7.5	7.0	7.0	7.1	6.9	7.1	7.1	6.9



- [] Ranking at each section and finish
- .-.- No data available at this section
- NA No data available



Horse/Jockey Name	Artful Girl
Final Rank	4
Fastest Section Time (Section)	0:11.90 (1600m)
Top Speed [km/h] (Section)	62.6 (1600m)
Race State	Finished

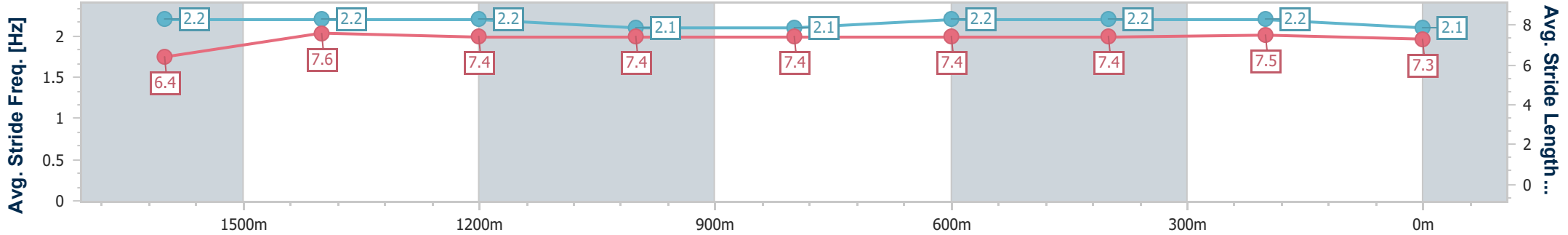
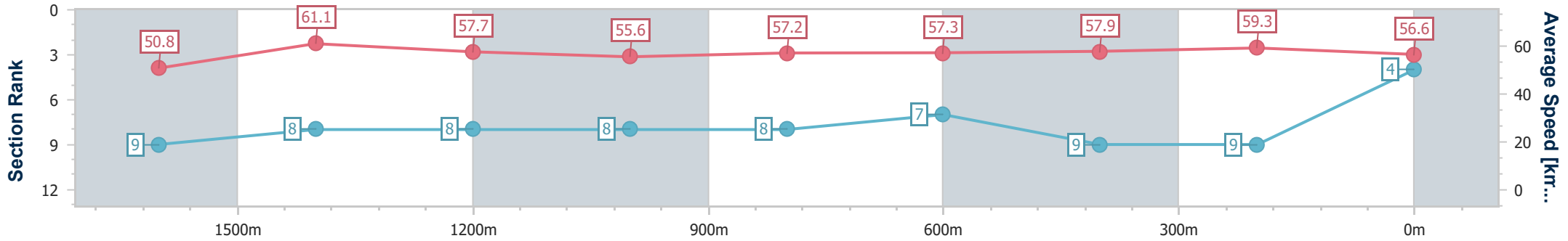


Sunshine Coast QLD Professional
 Race 4: WIMMERS PREMIUM SOFT DRINKS BENCHMARK 70
 Handicap - 1800m
 14 July 2024 - 14:15



Track Rating: Heavy 9, Weather: Fine, Rail Position: True

Section	Overall	1600m	1400m	1200m	1000m	800m	600m	400m	200m
Section Times	1:54.68 [4] (0:14.25)	1:40.43 [9] (0:11.90)	1:28.53 [8] (0:12.56)	1:15.97 [8] (0:12.99)	1:02.98 [8] (0:12.68)	0:50.30 [8] (0:12.62)	0:37.68 [7] (0:12.69)	0:24.99 [9] (0:12.17)	0:12.82 [9] (0:12.82)
Average Speed [km/h]	50.8	61.1	57.7	55.6	57.2	57.3	57.9	59.3	56.6
Top Speed [km/h]	60.9	62.6	58.8	56.8	58.2	58.9	59.3	59.9	58.7
Avg. Dist. to Rail [m]	6.4	3.0	2.8	2.8	2.8	1.5	3.1	8.1	7.3
Avg. Stride Freq. [Hz]	2.2	2.2	2.2	2.1	2.1	2.2	2.2	2.2	2.1
Avg. Stride Length [m]	6.4	7.6	7.4	7.4	7.4	7.4	7.4	7.5	7.3



- [] Ranking at each section and finish
- .-.- No data available at this section
- NA No data available



Horse/Jockey Name	Persevere
Final Rank	5
Fastest Section Time (Section)	0:11.87 (1600m)
Top Speed [km/h] (Section)	62.8 (1600m)
Race State	Finished

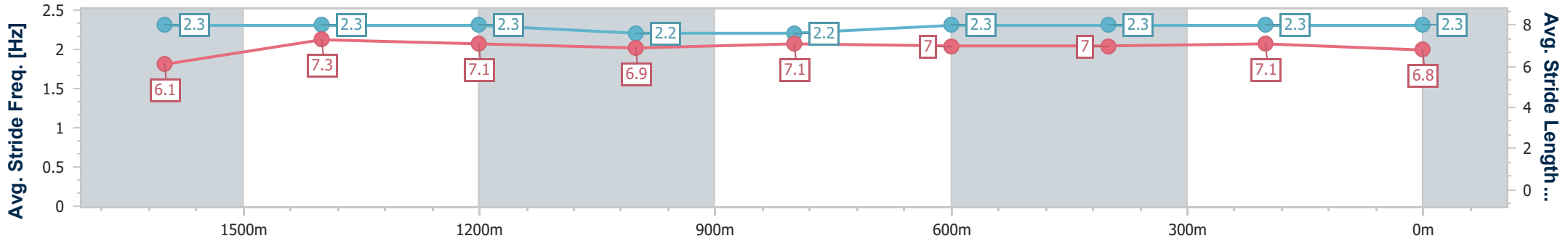
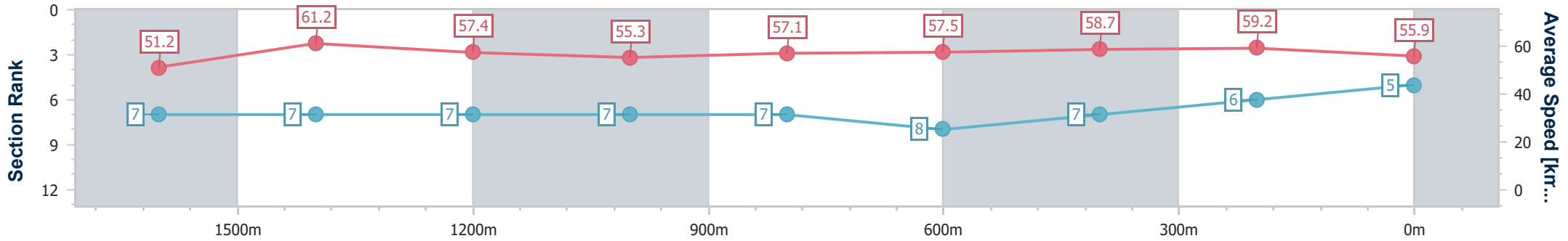


Sunshine Coast QLD Professional
 Race 4: WIMMERS PREMIUM SOFT DRINKS BENCHMARK 70
 Handicap - 1800m
 14 July 2024 - 14:15



Track Rating: Heavy 9, Weather: Fine, Rail Position: True

Section	Overall	1600m	1400m	1200m	1000m	800m	600m	400m	200m
Section Times	1:54.70 [5] (0:14.09)	1:40.61 [7] (0:11.87)	1:28.74 [7] (0:12.60)	1:16.14 [7] (0:13.05)	1:03.09 [7] (0:12.70)	0:50.39 [7] (0:12.70)	0:37.69 [8] (0:12.54)	0:25.15 [7] (0:12.16)	0:12.99 [6] (0:12.99)
Average Speed [km/h]	51.2	61.2	57.4	55.3	57.1	57.5	58.7	59.2	55.9
Top Speed [km/h]	62.1	62.8	58.7	56.5	58.5	59.0	60.0	60.8	58.0
Avg. Dist. to Rail [m]	4.6	2.2	2.7	3.1	3.1	2.4	3.9	8.5	9.6
Avg. Stride Freq. [Hz]	2.3	2.3	2.3	2.2	2.2	2.3	2.3	2.3	2.3
Avg. Stride Length [m]	6.1	7.3	7.1	6.9	7.1	7.0	7.0	7.1	6.8



- [] Ranking at each section and finish
- .-.- No data available at this section
- NA No data available



Horse/Jockey Name	Word From Above
Final Rank	6
Fastest Section Time (Section)	0:11.73 (1600m)
Top Speed [km/h] (Section)	63.4 (Overall)
Race State	Finished



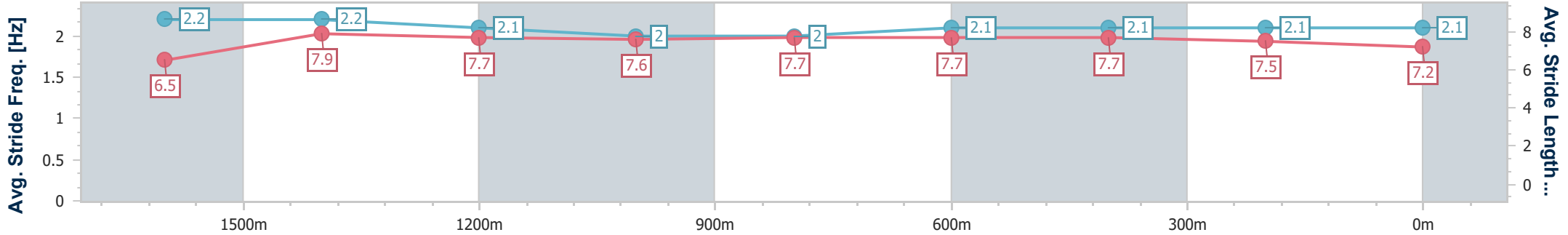
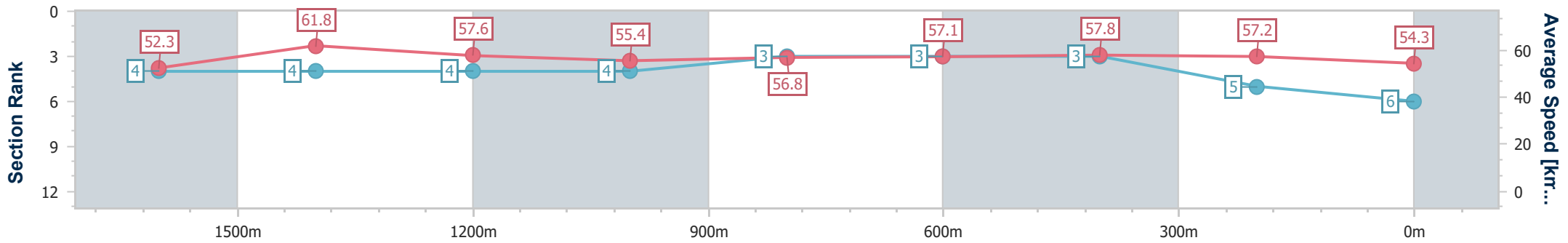
Sunshine Coast QLD Professional
 Race 4: WIMMERS PREMIUM SOFT DRINKS BENCHMARK 70
 Handicap - 1800m



14 July 2024 - 14:15

Track Rating: Heavy 9, Weather: Fine, Rail Position: True

Section	Overall	1600m	1400m	1200m	1000m	800m	600m	400m	200m
Section Times	1:54.99 [6] (0:13.81)	1:41.18 [4] (0:11.73)	1:29.45 [4] (0:12.53)	1:16.92 [4] (0:13.01)	1:03.91 [4] (0:12.73)	0:51.18 [3] (0:12.70)	0:38.48 [3] (0:12.52)	0:25.96 [3] (0:12.63)	0:13.33 [5] (0:13.33)
Average Speed [km/h]	52.3	61.8	57.6	55.4	56.8	57.1	57.8	57.2	54.3
Top Speed [km/h]	63.4	62.5	60.0	57.0	57.4	57.6	58.7	58.6	55.7
Avg. Dist. to Rail [m]	7.1	1.3	1.5	1.7	1.7	1.1	1.2	4.0	4.8
Avg. Stride Freq. [Hz]	2.2	2.2	2.1	2.0	2.0	2.1	2.1	2.1	2.1
Avg. Stride Length [m]	6.5	7.9	7.7	7.6	7.7	7.7	7.7	7.5	7.2



- [] Ranking at each section and finish
- .-.- No data available at this section
- NA No data available



Horse/Jockey Name	Le Heros
Final Rank	7
Fastest Section Time (Section)	0:11.56 (1600m)
Top Speed [km/h] (Section)	64.8 (Overall)
Race State	Finished

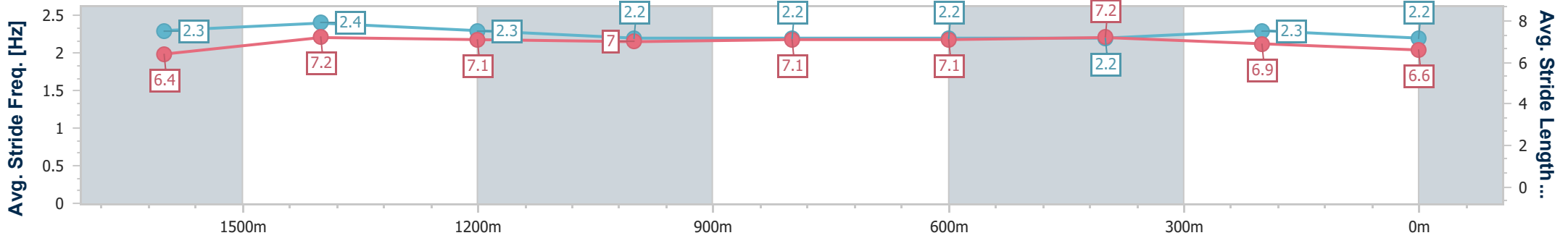
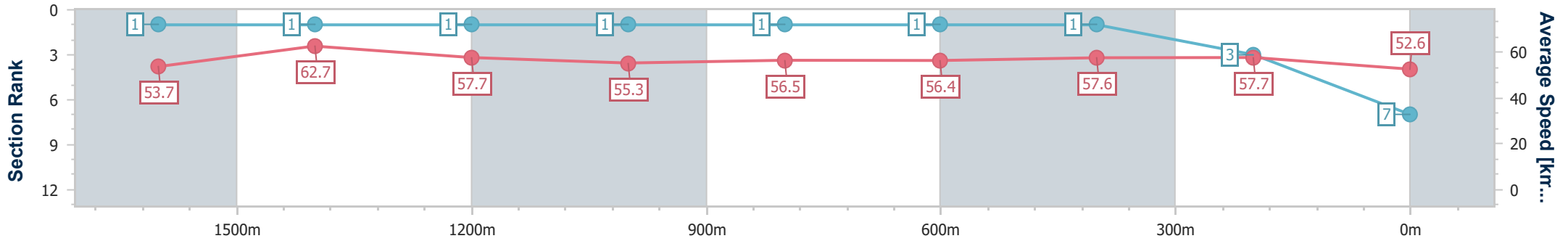


Sunshine Coast QLD Professional
 Race 4: WIMMERS PREMIUM SOFT DRINKS BENCHMARK 70
 Handicap - 1800m
 14 July 2024 - 14:15



Track Rating: Heavy 9, Weather: Fine, Rail Position: True

Section	Overall	1600m	1400m	1200m	1000m	800m	600m	400m	200m
Section Times	1:55.14 [7] (0:13.49)	1:41.65 [1] (0:11.56)	1:30.09 [1] (0:12.55)	1:17.54 [1] (0:13.00)	1:04.54 [1] (0:12.81)	0:51.73 [1] (0:12.85)	0:38.88 [1] (0:12.58)	0:26.30 [1] (0:12.50)	0:13.80 [3] (0:13.80)
Average Speed [km/h]	53.7	62.7	57.7	55.3	56.5	56.4	57.6	57.7	52.6
Top Speed [km/h]	64.8	64.5	58.9	57.0	57.3	57.2	58.8	59.0	55.6
Avg. Dist. to Rail [m]	6.4	2.2	2.7	2.8	2.5	0.9	0.8	4.7	5.9
Avg. Stride Freq. [Hz]	2.3	2.4	2.3	2.2	2.2	2.2	2.2	2.3	2.2
Avg. Stride Length [m]	6.4	7.2	7.1	7.0	7.1	7.1	7.2	6.9	6.6



- [] Ranking at each section and finish
- .-.- No data available at this section
- NA No data available



Horse/Jockey Name	Harmony Reigns
Final Rank	8
Fastest Section Time (Section)	0:11.78 (1600m)
Top Speed [km/h] (Section)	65.1 (Overall)
Race State	Finished



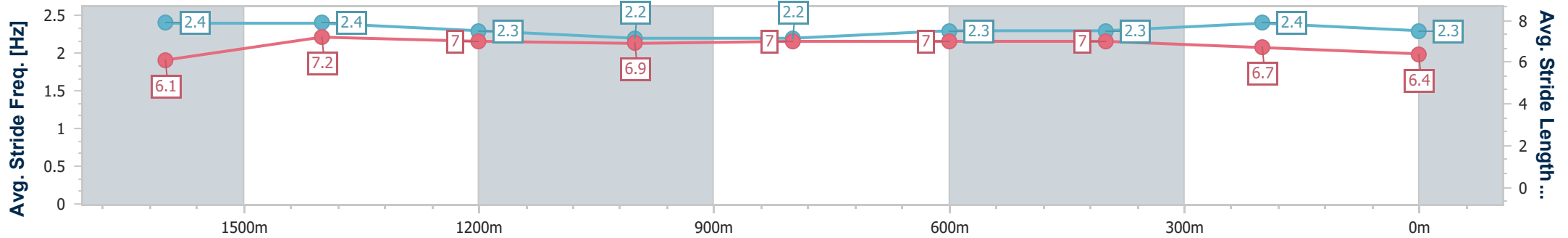
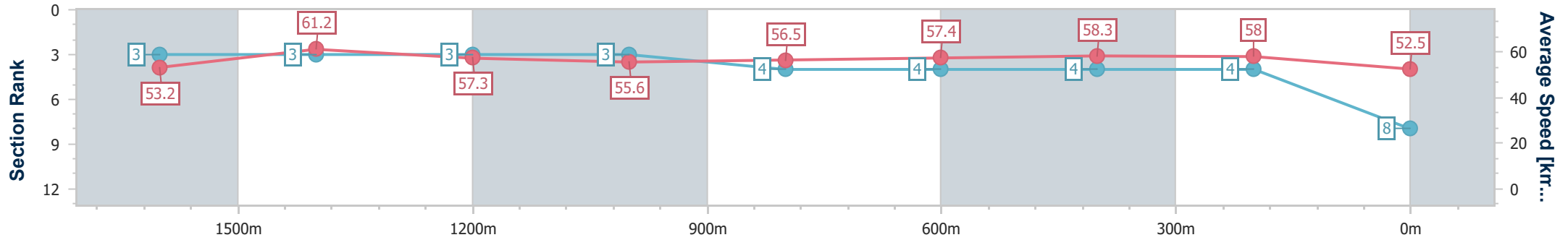
Sunshine Coast QLD Professional
 Race 4: WIMMERS PREMIUM SOFT DRINKS BENCHMARK 70
 Handicap - 1800m



14 July 2024 - 14:15

Track Rating: Heavy 9, Weather: Fine, Rail Position: True

Section	Overall	1600m	1400m	1200m	1000m	800m	600m	400m	200m
Section Times	1:55.29 [8] (0:13.63)	1:41.66 [3] (0:11.78)	1:29.88 [3] (0:12.64)	1:17.24 [3] (0:12.97)	1:04.27 [3] (0:12.80)	0:51.47 [4] (0:12.77)	0:38.70 [4] (0:12.55)	0:26.15 [4] (0:12.41)	0:13.74 [4] (0:13.74)
Average Speed [km/h]	53.2	61.2	57.3	55.6	56.5	57.4	58.3	58.0	52.5
Top Speed [km/h]	65.1	63.3	58.8	57.3	57.2	58.1	60.5	60.7	55.1
Avg. Dist. to Rail [m]	8.2	1.2	2.2	2.6	2.8	2.5	2.8	6.5	8.1
Avg. Stride Freq. [Hz]	2.4	2.4	2.3	2.2	2.2	2.3	2.3	2.4	2.3
Avg. Stride Length [m]	6.1	7.2	7.0	6.9	7.0	7.0	7.0	6.7	6.4



- [] Ranking at each section and finish
- .-.- No data available at this section
- NA No data available



Horse/Jockey Name	Tavis Town
Final Rank	9
Fastest Section Time (Section)	0:12.04 (1600m)
Top Speed [km/h] (Section)	62.9 (1600m)
Race State	Finished

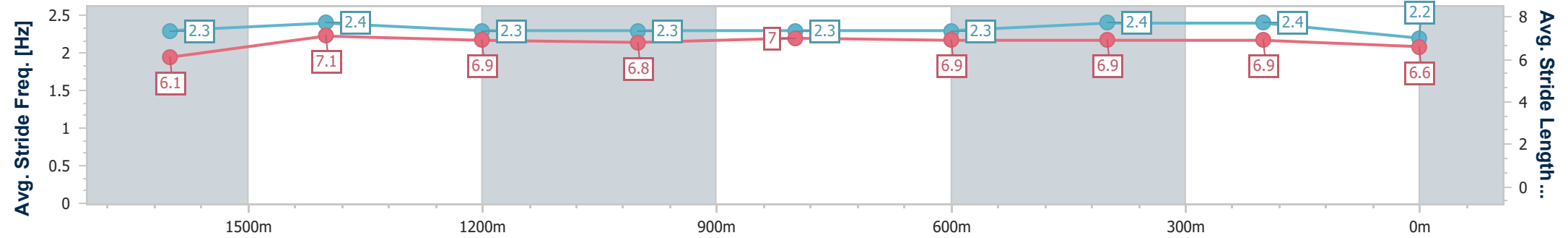
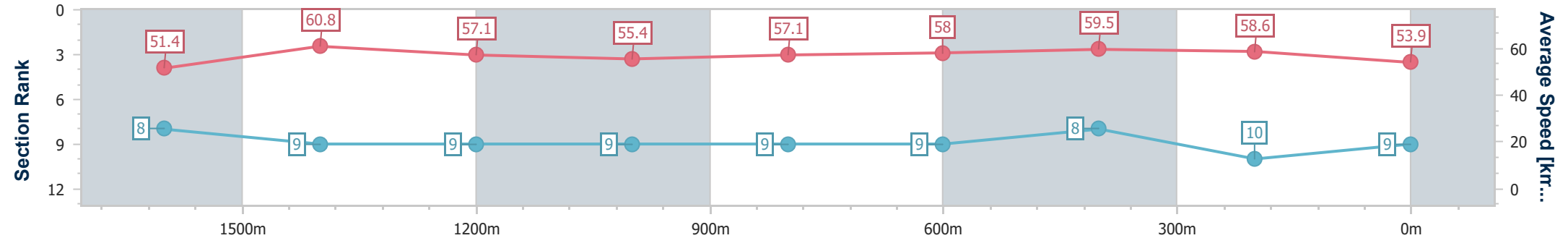


Sunshine Coast QLD Professional
 Race 4: WIMMERS PREMIUM SOFT DRINKS BENCHMARK 70
 Handicap - 1800m
 14 July 2024 - 14:15



Track Rating: Heavy 9, Weather: Fine, Rail Position: True

Section	Overall	1600m	1400m	1200m	1000m	800m	600m	400m	200m				
Section Times	1:55.40 [9] (0:14.12)	1:41.28 [8] (0:12.04)	1:29.24 [9] (0:12.70)	1:16.54 [9] (0:13.03)	1:03.51 [9] (0:12.72)	0:50.79 [9] (0:12.65)	0:38.14 [9] (0:12.38)	0:25.76 [8] (0:12.30)	0:13.46 [10] (0:13.46)				
Average Speed [km/h]	51.4	60.8	57.1	55.4	57.1	58.0	59.5	58.6	53.9				
Top Speed [km/h]	62.8	62.9	58.1	57.1	58.6	59.6	60.4	60.3	56.9				
Avg. Dist. to Rail [m]	10.4	4.1	3.7	3.7	3.5	2.7	4.4	9.2	10.1				
Avg. Stride Freq. [Hz]	2.3	2.4	2.3	2.3	2.3	2.3	2.4	2.4	2.2				
Avg. Stride Length [m]	6.1	7.1	6.9	6.8	7.0	6.9	6.9	6.9	6.6				



- [] Ranking at each section and finish
- .-.- No data available at this section
- NA No data available



Horse/Jockey Name	Yangari
Final Rank	10
Fastest Section Time (Section)	0:11.83 (1600m)
Top Speed [km/h] (Section)	62.7 (Overall)
Race State	Finished

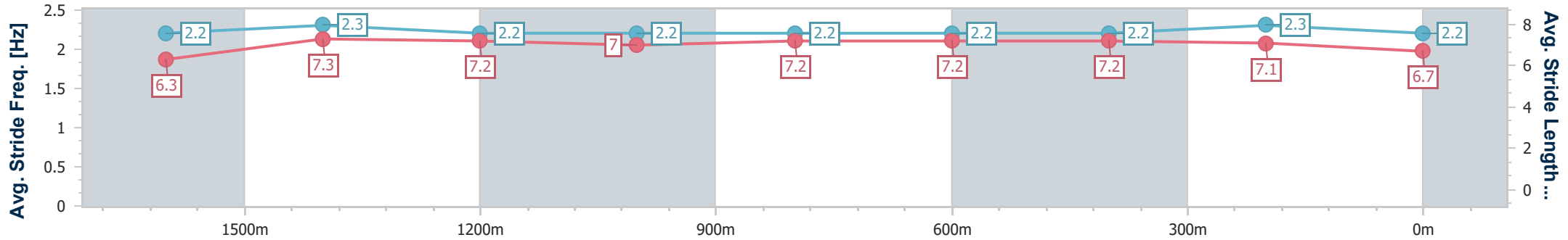
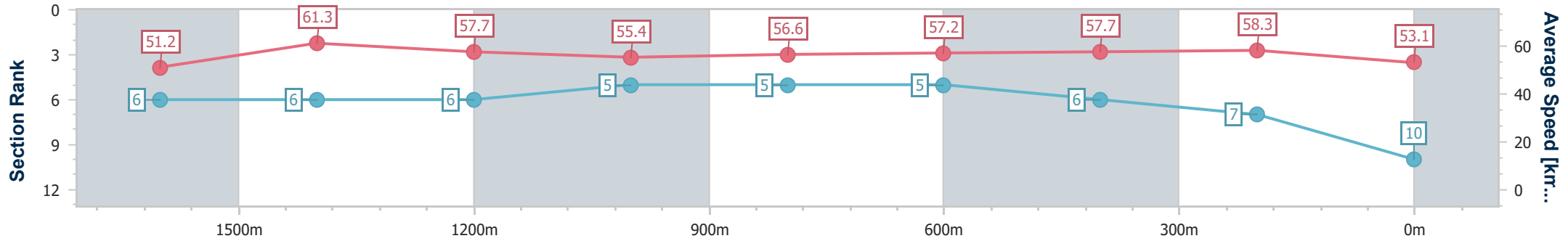


Sunshine Coast QLD Professional
 Race 4: WIMMERS PREMIUM SOFT DRINKS BENCHMARK 70
 Handicap - 1800m
 14 July 2024 - 14:15



Track Rating: Heavy 9, Weather: Fine, Rail Position: True

Section	Overall	1600m	1400m	1200m	1000m	800m	600m	400m	200m
Section Times	1:55.43 [10] (0:14.03)	1:41.40 [6] (0:11.83)	1:29.57 [6] (0:12.54)	1:17.03 [6] (0:12.98)	1:04.05 [5] (0:12.77)	0:51.28 [5] (0:12.70)	0:38.58 [5] (0:12.56)	0:26.02 [6] (0:12.37)	0:13.65 [7] (0:13.65)
Average Speed [km/h]	51.2	61.3	57.7	55.4	56.6	57.2	57.7	58.3	53.1
Top Speed [km/h]	62.7	62.3	59.4	56.8	57.3	58.2	58.0	58.8	57.0
Avg. Dist. to Rail [m]	3.9	1.2	1.4	2.1	2.2	1.3	1.0	5.3	6.3
Avg. Stride Freq. [Hz]	2.2	2.3	2.2	2.2	2.2	2.2	2.2	2.3	2.2
Avg. Stride Length [m]	6.3	7.3	7.2	7.0	7.2	7.2	7.2	7.1	6.7



- [] Ranking at each section and finish
- .-.- No data available at this section
- NA No data available



Sunshine Coast QLD Professional

Race 5: WISHLIST CALOUNDRA CUP HANDCAP - 2400m

14 July 2024 - 14:50



Track Rating: Heavy 9, Weather: Fine, Rail Position: True

Section		Overall	2200m	2000m	1800m	1600m	1400m	1200m	Last 600m				
Field Times		2:35.39 (0:14.09)	2:21.30 (0:11.55)	2:09.75 (0:12.41)	1:57.34 (0:13.18)	1:44.16 (0:13.36)	1:30.80 (0:13.22)	1:17.58 (0:13.18)	0:38.33				
Rank	TAB Horse/Jockey	Barrier	Top Speed [km/h]	Fastest Section									Distance Travelled [m]
1	14 MISSION OF LOVE Angela Jones	6	62.4 2200m	0:11.75 2200m	2:35.39 [1] (0:14.66)	2:20.73 [13] (0:11.75)	2:08.98 [12] (0:12.62)	1:56.36 [12] (0:13.40)	1:42.96 [11] (0:13.53)	1:29.43 [12] (0:13.42)	1:16.01 [12] (0:13.00)	0:37.43	
2	1 ALEGRON Rachel King	7	61.8 2200m	0:11.85 2200m	2:35.43 [2] (0:14.59)	2:20.84 [12] (0:11.85)	2:08.99 [13] (0:12.71)	1:56.28 [13] (0:13.47)	1:42.81 [13] (0:13.51)	1:29.30 [13] (0:13.43)	1:15.87 [13] (0:12.78)	0:37.57	+10
3	9 WARP SPEED Cejay Graham	12	63.9 2200m	0:11.44 2200m	2:35.81 [3] (0:14.23)	2:21.58 [5] (0:11.44)	2:10.14 [3] (0:12.67)	1:57.47 [5] (0:13.19)	1:44.28 [5] (0:13.37)	1:30.91 [4] (0:13.50)	1:17.41 [5] (0:13.25)	0:38.42	+6
4	4 KNIGHT'S CHOICE Robbie Dolan	8	63.9 Overall	0:11.68 2200m	2:36.01 [4] (0:14.09)	2:21.92 [1] (0:11.68)	2:10.24 [5] (0:12.58)	1:57.66 [6] (0:13.48)	1:44.18 [7] (0:13.44)	1:30.74 [6] (0:13.49)	1:17.25 [8] (0:13.21)	0:38.40	+6
5	2 HEZASHOCKA Vlad Duric	13	63.3 2200m	0:11.52 2200m	2:36.03 [5] (0:14.36)	2:21.67 [8] (0:11.52)	2:10.15 [7] (0:12.42)	1:57.73 [4] (0:13.13)	1:44.60 [3] (0:13.48)	1:31.12 [5] (0:13.25)	1:17.87 [4] (0:13.22)	0:38.80	+9
6	13 TAPPY'S LAD Micheal Hellyer	5	64.7 2200m	0:11.63 2200m	2:36.18 [6] (0:14.53)	2:21.65 [11] (0:11.63)	2:10.02 [11] (0:12.83)	1:57.19 [11] (0:13.49)	1:43.70 [12] (0:13.33)	1:30.37 [11] (0:13.36)	1:17.01 [11] (0:13.05)	0:38.30	-1
7	7 WARNING Damien Thornton	3	63.8 Overall	0:11.70 2200m	2:36.27 [7] (0:14.26)	2:22.01 [6] (0:11.70)	2:10.31 [8] (0:12.64)	1:57.67 [8] (0:13.44)	1:44.23 [9] (0:13.53)	1:30.70 [10] (0:13.37)	1:17.33 [10] (0:13.13)	0:38.46	+11
8	15 TAVISTORM Cody Collis	11	64.4 2200m	0:11.47 2200m	2:36.46 [8] (0:14.51)	2:21.95 [10] (0:11.47)	2:10.48 [9] (0:12.69)	1:57.79 [10] (0:13.36)	1:44.43 [8] (0:13.27)	1:31.16 [8] (0:13.25)	1:17.91 [7] (0:13.13)	0:39.05	+6
9	8 DUNE FORTY FIVE Ron Stewart	2	62.7 2200m	0:11.71 2200m	2:36.89 [9] (0:14.27)	2:22.62 [7] (0:11.71)	2:10.91 [10] (0:12.63)	1:58.28 [9] (0:13.55)	1:44.73 [10] (0:13.40)	1:31.33 [9] (0:13.34)	1:17.99 [9] (0:13.18)	0:39.36	-3
10	12 TAPILDOODLEDO Trudy Thornton	1	64.1 Overall	0:11.64 2200m	2:36.94 [10] (0:14.20)	2:22.74 [4] (0:11.64)	2:11.10 [6] (0:12.53)	1:58.57 [7] (0:13.45)	1:45.12 [6] (0:13.45)	1:31.67 [7] (0:13.25)	1:18.42 [6] (0:13.23)	0:39.24	+0

Scratched: Luncies (#3), Deny Knowledge (#6)

[] Ranking at each section and finish
 -:-:- No data available at this section
 NA No data available

SCN Saddle cloth number
 DNF Did not finish
 DNT Did not track



Sunshine Coast QLD Professional

Race 5: WISHLIST CALOUNDRA CUP HANDCAP - 2400m

14 July 2024 - 14:50



Track Rating: Heavy 9, Weather: Fine, Rail Position: True

Section		Overall	2200m	2000m	1800m	1600m	1400m	1200m	Last 600m					
Field Times		2:35.39 (0:14.09)	2:21.30 (0:11.55)	2:09.75 (0:12.41)	1:57.34 (0:13.18)	1:44.16 (0:13.36)	1:30.80 (0:13.22)	1:17.58 (0:13.18)	0:38.33					
Rank	TAB Horse/Jockey	Barrier	Top Speed [km/h]	Fastest Section										Distance Travelled [m]
11	10 PORT PHILIP Craig Newitt	14	64.9 2200m	0:11.30 2200m	2:37.35 [11] (0:14.45)	2:22.90 [9] (0:11.30)	2:11.60 [4] (0:12.34)	1:59.26 [2] (0:13.17)	1:46.09 [2] (0:13.41)	1:32.68 [2] (0:13.24)	1:19.44 [2] (0:13.21)	0:40.29	+5	
12	11 DOUBLE CHERRY Jye McNeil	4	64.1 Overall	0:11.51 2200m	2:38.34 [12] (0:14.13)	2:24.21 [2] (0:11.51)	2:12.70 [1] (0:12.49)	2:00.21 [3] (0:13.32)	1:46.89 [4] (0:13.37)	1:33.52 [3] (0:13.27)	1:20.25 [3] (0:13.19)	0:41.00	-6	
13	5 ZOUMON Winona Costin	9	63.5 2200m	0:11.50 2200m	2:39.83 [13] (0:14.16)	2:25.67 [3] (0:11.50)	2:14.17 [2] (0:12.39)	2:01.78 [1] (0:13.18)	1:48.60 [1] (0:13.36)	1:35.24 [1] (0:13.22)	1:22.02 [1] (0:13.18)	0:42.77	-2	

Scratched: Luncies (#3), Deny Knowledge (#6)

[] Ranking at each section and finish
 -:-:-:- No data available at this section
 NA No data available

SCN Saddle cloth number
 DNF Did not finish
 DNT Did not track



Sunshine Coast QLD Professional

Race 5: WISHLIST CALOUNDRA CUP HANDCAP - 2400m

14 July 2024 - 14:50



Track Rating: Heavy 9, Weather: Fine, Rail Position: True

Section		Field Times					Last 600m					
		1000m	800m	600m	400m	200m						
		1:04.40 (0:13.17)	0:51.23 (0:12.90)	0:38.33 (0:13.09)	0:25.24 (0:12.25)	0:12.99 (0:12.99)	0:38.33					
Rank	TAB Horse/Jockey	Barrier	Top Speed [km/h]	Fastest Section	Margin					Distance Travelled [m]		
1	14 MISSION OF LOVE Angela Jones	6	62.4 2200m	0:11.75 2200m	1:03.01 [13] (0:13.12)	0:49.89 [13] (0:12.46)	0:37.43 [13] (0:12.31)	0:25.12 [4] (0:12.13)	0:12.99 [1] (0:12.99)	2:35.39	0:37.43	
2	1 ALEGRON Rachel King	7	61.8 2200m	0:11.85 2200m	1:03.09 [12] (0:12.93)	0:50.16 [12] (0:12.59)	0:37.57 [11] (0:12.67)	0:24.90 [9] (0:12.22)	0:12.68 [4] (0:12.68)	0.2L	0:37.57	+10
3	9 WARP SPEED Cejay Graham	12	63.9 2200m	0:11.44 2200m	1:04.16 [5] (0:13.06)	0:51.10 [6] (0:12.68)	0:38.42 [5] (0:12.83)	0:25.59 [2] (0:12.31)	0:13.28 [2] (0:13.28)	2.2L	0:38.42	+6
4	4 KNIGHT'S CHOICE Robbie Dolan	8	63.9 Overall	0:11.68 2200m	1:04.04 [8] (0:13.03)	0:51.01 [8] (0:12.61)	0:38.40 [8] (0:12.79)	0:25.61 [5] (0:12.42)	0:13.19 [5] (0:13.19)	3.2L	0:38.40	+6
5	2 HEZASHOCKA Vlad Duric	13	63.3 2200m	0:11.52 2200m	1:04.65 [4] (0:13.09)	0:51.56 [4] (0:12.76)	0:38.80 [3] (0:12.92)	0:25.88 [1] (0:12.49)	0:13.39 [3] (0:13.39)	3.3L	0:38.80	+9
6	13 TAPPY'S LAD Micheal Hellyer	5	64.7 2200m	0:11.63 2200m	1:03.96 [11] (0:13.01)	0:50.95 [11] (0:12.65)	0:38.30 [12] (0:12.96)	0:25.34 [13] (0:12.38)	0:12.96 [7] (0:12.96)	4.1L	0:38.30	-1
7	7 WARNING Damien Thornton	3	63.8 Overall	0:11.70 2200m	1:04.20 [9] (0:13.04)	0:51.16 [10] (0:12.70)	0:38.46 [10] (0:13.01)	0:25.45 [11] (0:12.58)	0:12.87 [10] (0:12.87)	4.5L	0:38.46	+11
8	15 TAVISTORM Cody Collis	11	64.4 2200m	0:11.47 2200m	1:04.78 [6] (0:13.00)	0:51.78 [5] (0:12.73)	0:39.05 [6] (0:13.00)	0:26.05 [6] (0:12.65)	0:13.40 [6] (0:13.40)	5.5L	0:39.05	+6
9	8 DUNE FORTY FIVE Ron Stewart	2	62.7 2200m	0:11.71 2200m	1:04.81 [10] (0:12.96)	0:51.85 [9] (0:12.49)	0:39.36 [7] (0:12.88)	0:26.48 [7] (0:12.81)	0:13.67 [8] (0:13.67)	8L	0:39.36	-3
10	12 TAPILDOODLEDO Trudy Thornton	1	64.1 Overall	0:11.64 2200m	1:05.19 [7] (0:13.05)	0:52.14 [7] (0:12.90)	0:39.24 [9] (0:13.14)	0:26.10 [12] (0:12.90)	0:13.20 [12] (0:13.20)	8.2L	0:39.24	+0

Scratched: Luncies (#3), Deny Knowledge (#6)

[] Ranking at each section and finish
 -:-:- No data available at this section
 NA No data available

SCN Saddle cloth number
 DNF Did not finish
 DNT Did not track



Sunshine Coast QLD Professional
Race 5: WISHLIST CALOUNDRA CUP HANDCAP - 2400m
14 July 2024 - 14:50



Track Rating: Heavy 9, Weather: Fine, Rail Position: True

Section		1000m	800m	600m	400m	200m	Last 600m					
Field Times		1:04.40 (0:13.17)	0:51.23 (0:12.90)	0:38.33 (0:13.09)	0:25.24 (0:12.25)	0:12.99 (0:12.99)	0:38.33					
Rank	TAB Horse/Jockey	Barrier	Top Speed [km/h]	Fastest Section	Margin					Distance Travelled [m]		
11	10 PORT PHILIP Craig Newitt	14	64.9 2200m	0:11.30 2200m	1:06.23 [2] (0:13.06)	0:53.17 [2] (0:12.88)	0:40.29 [1] (0:13.17)	0:27.12 [3] (0:13.02)	0:14.10 [9] (0:14.10)	10.5L	0:40.29	+5
12	11 DOUBLE CHERRY Jye McNeil	4	64.1 Overall	0:11.51 2200m	1:07.06 [3] (0:13.14)	0:53.92 [3] (0:12.92)	0:41.00 [4] (0:13.15)	0:27.85 [8] (0:13.13)	0:14.72 [11] (0:14.72)	16.3L	0:41.00	-6
13	5 ZOUMON Winona Costin	9	63.5 2200m	0:11.50 2200m	1:08.84 [1] (0:13.17)	0:55.67 [1] (0:12.90)	0:42.77 [2] (0:13.50)	0:29.27 [10] (0:13.49)	0:15.78 [13] (0:15.78)	25.1L	0:42.77	-2

Scratched: Luncies (#3), Deny Knowledge (#6)



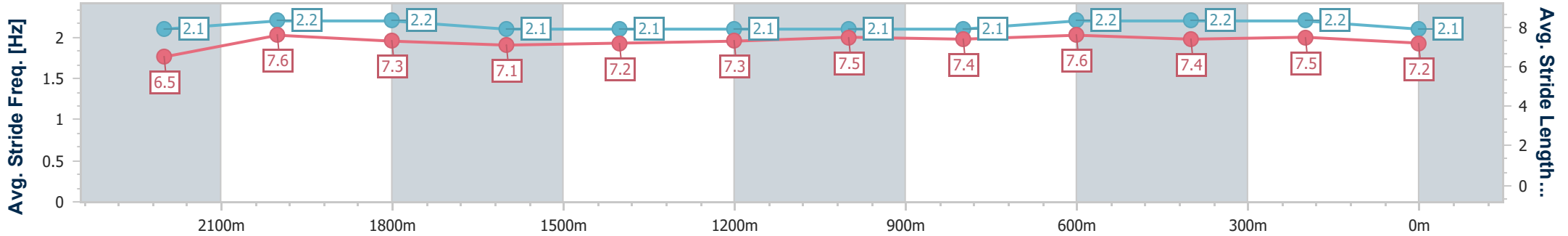
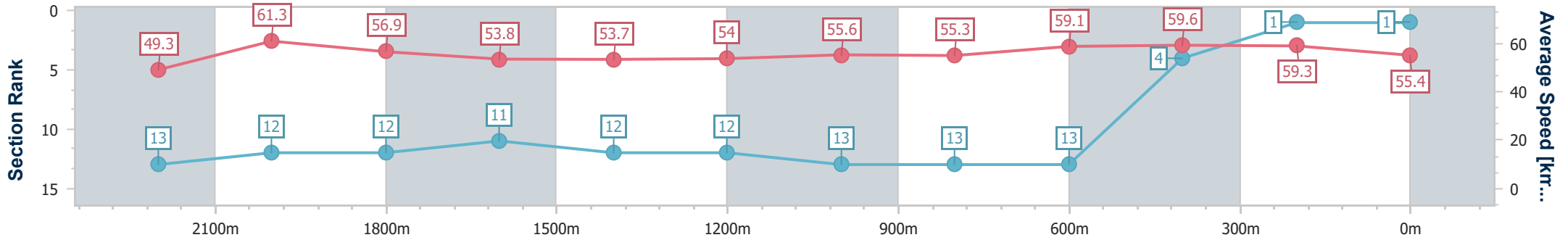
Horse/Jockey Name	Mission Of Love
Final Rank	1
Fastest Section Time (Section)	0:11.75 (2200m)
Top Speed [km/h] (Section)	62.4 (2200m)
Race State	Finished



Sunshine Coast QLD Professional
 Race 5: WISHLIST CALOUNDRA CUP HANDCAP - 2400m
 14 July 2024 - 14:50
 Track Rating: Heavy 9, Weather: Fine, Rail Position: True



Section	Overall	2200m	2000m	1800m	1600m	1400m	1200m	1000m	800m	600m	400m	200m
Section Times	2:35.39 [1] (0:14.66)	2:20.73 [13] (0:11.75)	2:08.98 [12] (0:12.62)	1:56.36 [12] (0:13.40)	1:42.96 [11] (0:13.53)	1:29.43 [12] (0:13.42)	1:16.01 [12] (0:13.00)	1:03.01 [13] (0:13.12)	0:49.89 [13] (0:12.46)	0:37.43 [13] (0:12.31)	0:25.12 [4] (0:12.13)	0:12.99 [1] (0:12.99)
Average Speed [km/h]	49.3	61.3	56.9	53.8	53.7	54.0	55.6	55.3	59.1	59.6	59.3	55.4
Top Speed [km/h]	62.3	62.4	60.3	55.8	54.6	55.6	56.8	56.7	60.4	60.3	60.3	58.2
Avg. Dist. to Rail [m]	7.2	1.2	0.7	0.6	2.4	3.1	4.0	4.0	3.3	3.5	6.7	9.1
Avg. Stride Freq. [Hz]	2.1	2.2	2.2	2.1	2.1	2.1	2.1	2.1	2.2	2.2	2.2	2.1
Avg. Stride Length [m]	6.5	7.6	7.3	7.1	7.2	7.3	7.5	7.4	7.6	7.4	7.5	7.2



- [] Ranking at each section and finish
- .-.- No data available at this section
- NA No data available



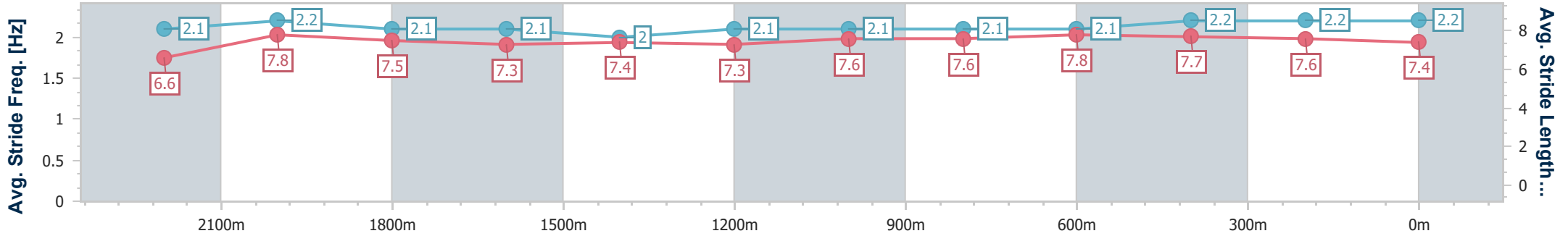
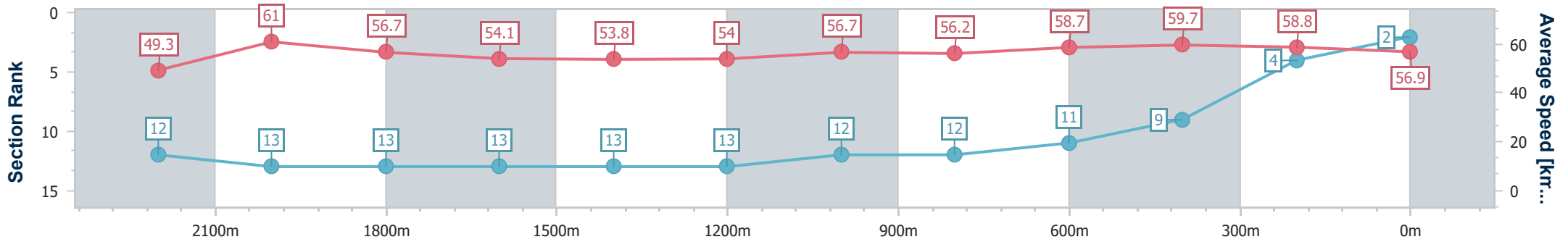
Horse/Jockey Name	Alegron
Final Rank	2
Fastest Section Time (Section)	0:11.85 (2200m)
Top Speed [km/h] (Section)	61.8 (2200m)
Race State	Finished



Sunshine Coast QLD Professional
 Race 5: WISHLIST CALOUNDRA CUP HANDCAP - 2400m
 14 July 2024 - 14:50
 Track Rating: Heavy 9, Weather: Fine, Rail Position: True



Section	Overall	2200m	2000m	1800m	1600m	1400m	1200m	1000m	800m	600m	400m	200m
Section Times	2:35.43 [2] (0:14.59)	2:20.84 [12] (0:11.85)	2:08.99 [13] (0:12.71)	1:56.28 [13] (0:13.47)	1:42.81 [13] (0:13.51)	1:29.30 [13] (0:13.43)	1:15.87 [13] (0:12.78)	1:03.09 [12] (0:12.93)	0:50.16 [12] (0:12.59)	0:37.57 [11] (0:12.67)	0:24.90 [9] (0:12.22)	0:12.68 [4] (0:12.68)
Average Speed [km/h]	49.3	61.0	56.7	54.1	53.8	54.0	56.7	56.2	58.7	59.7	58.8	56.9
Top Speed [km/h]	61.7	61.8	59.0	55.4	54.8	55.2	57.8	57.3	60.3	60.7	59.7	58.5
Avg. Dist. to Rail [m]	8.2	2.2	1.1	1.6	3.1	3.6	4.7	4.9	4.6	7.9	10.5	11.6
Avg. Stride Freq. [Hz]	2.1	2.2	2.1	2.1	2.0	2.1	2.1	2.1	2.1	2.2	2.2	2.2
Avg. Stride Length [m]	6.6	7.8	7.5	7.3	7.4	7.3	7.6	7.6	7.8	7.7	7.6	7.4



- [] Ranking at each section and finish
- .-.- No data available at this section
- NA No data available



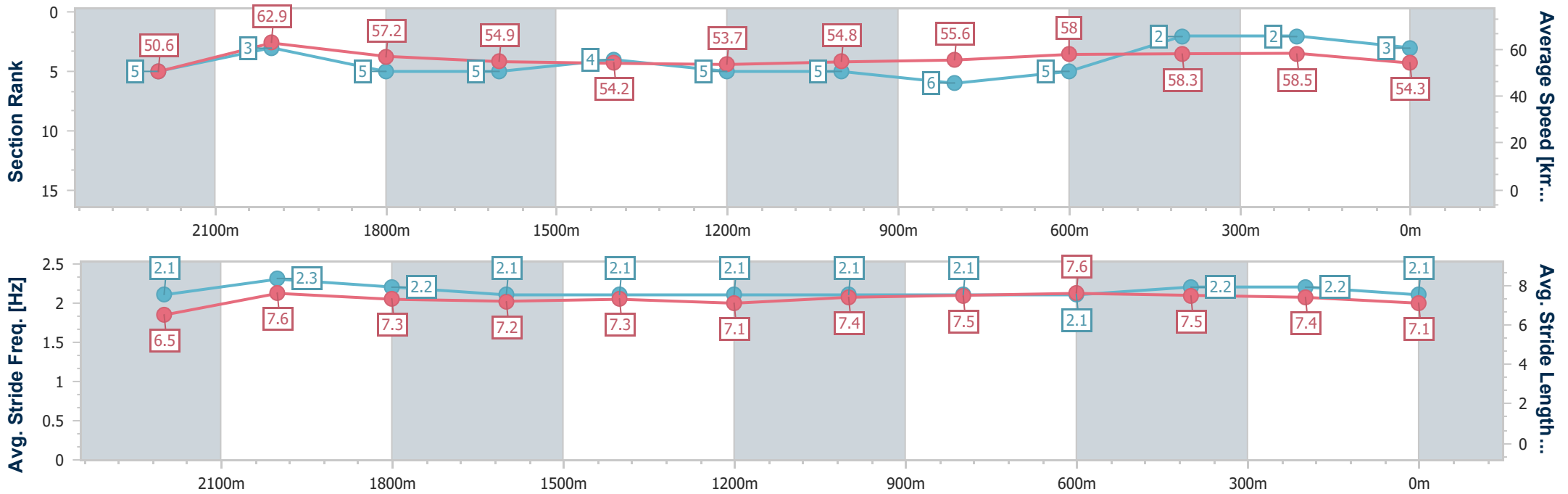
Horse/Jockey Name	Warp Speed
Final Rank	3
Fastest Section Time (Section)	0:11.44 (2200m)
Top Speed [km/h] (Section)	63.9 (2200m)
Race State	Finished



Sunshine Coast QLD Professional
 Race 5: WISHLIST CALOUNDRA CUP HANDCAP - 2400m
 14 July 2024 - 14:50
 Track Rating: Heavy 9, Weather: Fine, Rail Position: True



Section	Overall	2200m	2000m	1800m	1600m	1400m	1200m	1000m	800m	600m	400m	200m
Section Times	2:35.81 [3] (0:14.23)	2:21.58 [5] (0:11.44)	2:10.14 [3] (0:12.67)	1:57.47 [5] (0:13.19)	1:44.28 [5] (0:13.37)	1:30.91 [4] (0:13.50)	1:17.41 [5] (0:13.25)	1:04.16 [5] (0:13.06)	0:51.10 [6] (0:12.68)	0:38.42 [5] (0:12.83)	0:25.59 [2] (0:12.31)	0:13.28 [2] (0:13.28)
Average Speed [km/h]	50.6	62.9	57.2	54.9	54.2	53.7	54.8	55.6	58.0	58.3	58.5	54.3
Top Speed [km/h]	63.0	63.9	60.6	56.4	55.2	55.0	55.5	57.5	59.4	59.4	59.4	56.9
Avg. Dist. to Rail [m]	11.5	5.7	1.7	0.9	2.3	3.7	4.7	4.3	3.6	6.9	9.5	9.7
Avg. Stride Freq. [Hz]	2.1	2.3	2.2	2.1	2.1	2.1	2.1	2.1	2.1	2.2	2.2	2.1
Avg. Stride Length [m]	6.5	7.6	7.3	7.2	7.3	7.1	7.4	7.5	7.6	7.5	7.4	7.1



- [] Ranking at each section and finish
- .-.- No data available at this section
- NA No data available



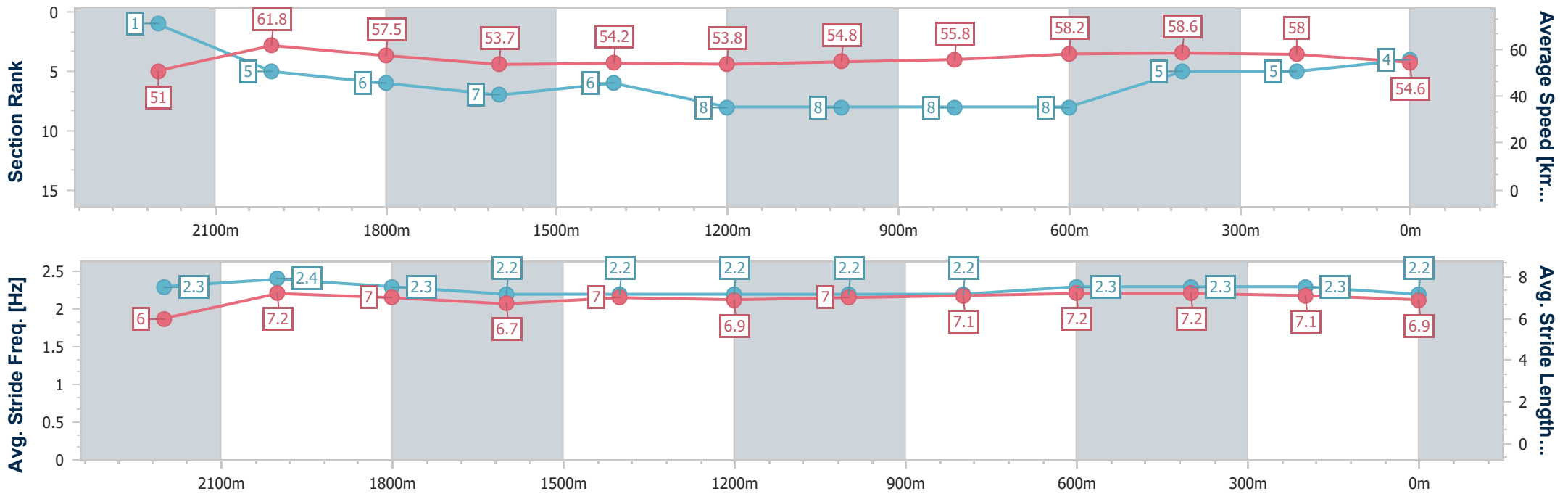
Horse/Jockey Name	Knight's Choice
Final Rank	4
Fastest Section Time (Section)	0:11.68 (2200m)
Top Speed [km/h] (Section)	63.9 (Overall)
Race State	Finished



Sunshine Coast QLD Professional
 Race 5: WISHLIST CALOUNDRA CUP HANDCAP - 2400m
 14 July 2024 - 14:50
 Track Rating: Heavy 9, Weather: Fine, Rail Position: True



Section	Overall	2200m	2000m	1800m	1600m	1400m	1200m	1000m	800m	600m	400m	200m
Section Times	2:36.01 [4] (0:14.09)	2:21.92 [1] (0:11.68)	2:10.24 [5] (0:12.58)	1:57.66 [6] (0:13.48)	1:44.18 [7] (0:13.44)	1:30.74 [6] (0:13.49)	1:17.25 [8] (0:13.21)	1:04.04 [8] (0:13.03)	0:51.01 [8] (0:12.61)	0:38.40 [8] (0:12.79)	0:25.61 [5] (0:12.42)	0:13.19 [5] (0:13.19)
Average Speed [km/h]	51.0	61.8	57.5	53.7	54.2	53.8	54.8	55.8	58.2	58.6	58.0	54.6
Top Speed [km/h]	63.9	63.6	63.1	55.3	54.9	54.9	55.7	57.2	59.0	60.1	58.8	57.5
Avg. Dist. to Rail [m]	8.0	2.5	0.9	1.4	3.1	3.5	4.1	3.9	3.6	7.0	10.7	11.6
Avg. Stride Freq. [Hz]	2.3	2.4	2.3	2.2	2.2	2.2	2.2	2.2	2.3	2.3	2.3	2.2
Avg. Stride Length [m]	6.0	7.2	7.0	6.7	7.0	6.9	7.0	7.1	7.2	7.2	7.1	6.9



- [] Ranking at each section and finish
- .-.- No data available at this section
- NA No data available



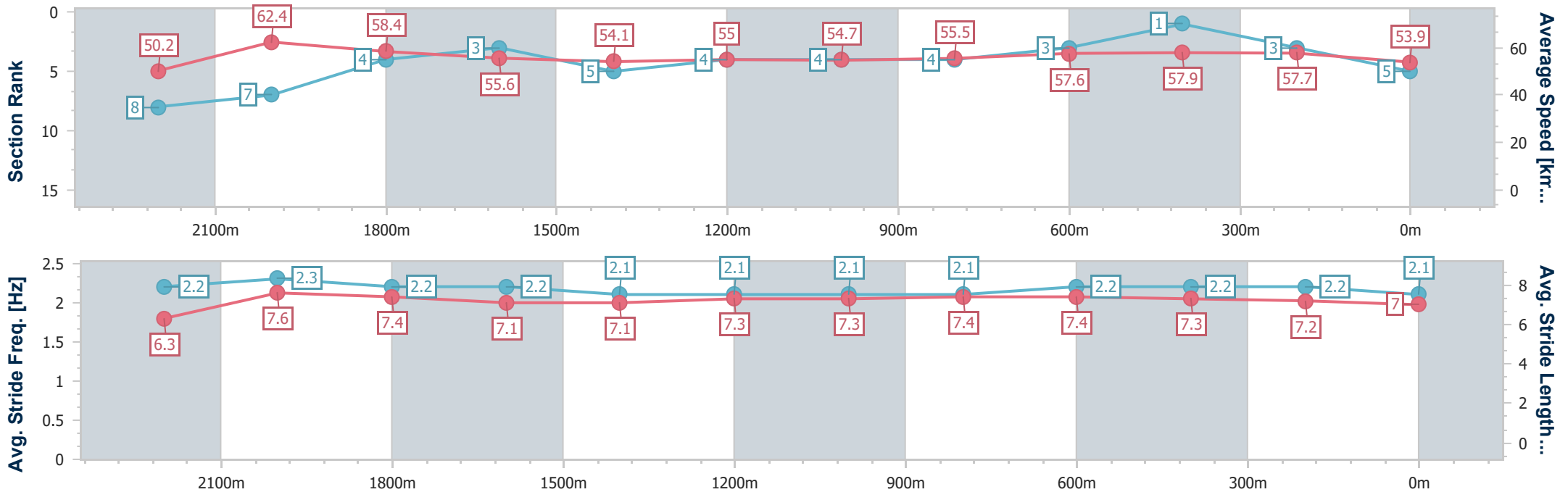
Horse/Jockey Name	Hezashocka
Final Rank	5
Fastest Section Time (Section)	0:11.52 (2200m)
Top Speed [km/h] (Section)	63.3 (2200m)
Race State	Finished



Sunshine Coast QLD Professional
 Race 5: WISHLIST CALOUNDRA CUP HANDCAP - 2400m
 14 July 2024 - 14:50
 Track Rating: Heavy 9, Weather: Fine, Rail Position: True



Section	Overall	2200m	2000m	1800m	1600m	1400m	1200m	1000m	800m	600m	400m	200m
Section Times	2:36.03 [5] (0:14.36)	2:21.67 [8] (0:11.52)	2:10.15 [7] (0:12.42)	1:57.73 [4] (0:13.13)	1:44.60 [3] (0:13.48)	1:31.12 [5] (0:13.25)	1:17.87 [4] (0:13.22)	1:04.65 [4] (0:13.09)	0:51.56 [4] (0:12.76)	0:38.80 [3] (0:12.92)	0:25.88 [1] (0:12.49)	0:13.39 [3] (0:13.39)
Average Speed [km/h]	50.2	62.4	58.4	55.6	54.1	55.0	54.7	55.5	57.6	57.9	57.7	53.9
Top Speed [km/h]	62.9	63.3	61.4	57.4	55.4	55.4	55.6	57.0	58.2	58.5	58.4	55.9
Avg. Dist. to Rail [m]	12.5	6.1	3.0	2.2	3.8	3.9	4.4	3.9	3.4	6.6	8.9	8.0
Avg. Stride Freq. [Hz]	2.2	2.3	2.2	2.2	2.1	2.1	2.1	2.1	2.2	2.2	2.2	2.1
Avg. Stride Length [m]	6.3	7.6	7.4	7.1	7.1	7.3	7.3	7.4	7.4	7.3	7.2	7.0



- [] Ranking at each section and finish
- .-.- No data available at this section
- NA No data available



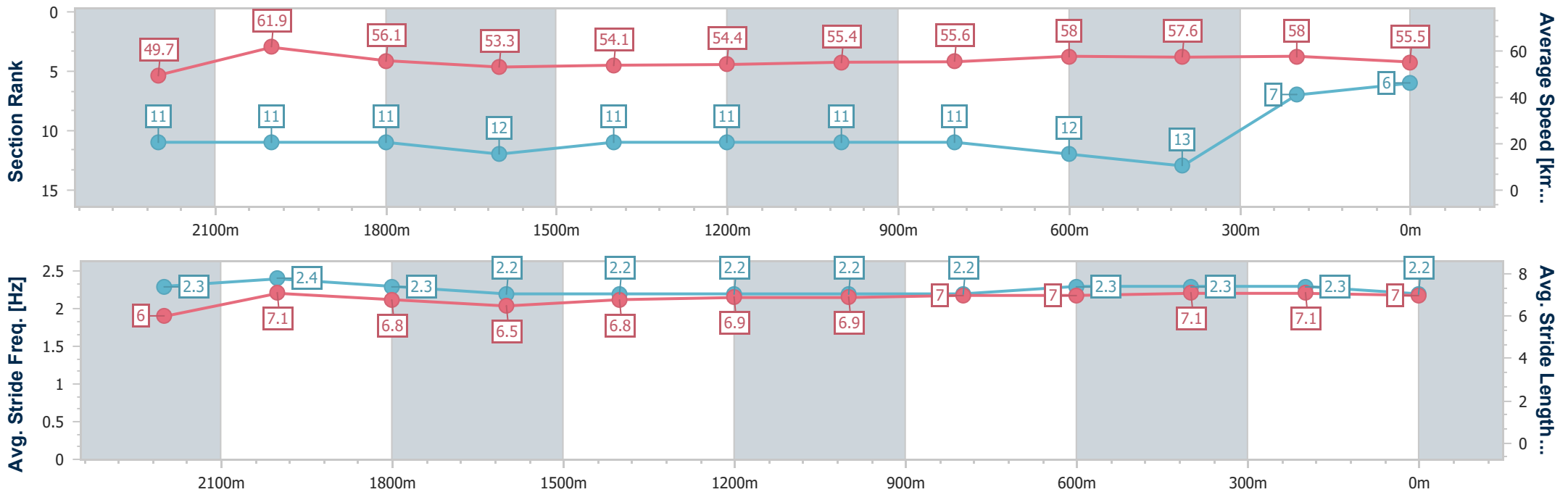
Horse/Jockey Name	Tappy's Lad
Final Rank	6
Fastest Section Time (Section)	0:11.63 (2200m)
Top Speed [km/h] (Section)	64.7 (2200m)
Race State	Finished



Sunshine Coast QLD Professional
 Race 5: WISHLIST CALOUNDRA CUP HANDCAP - 2400m
 14 July 2024 - 14:50
 Track Rating: Heavy 9, Weather: Fine, Rail Position: True



Section	Overall	2200m	2000m	1800m	1600m	1400m	1200m	1000m	800m	600m	400m	200m
Section Times	2:36.18 [6] (0:14.53)	2:21.65 [11] (0:11.63)	2:10.02 [11] (0:12.83)	1:57.19 [11] (0:13.49)	1:43.70 [12] (0:13.33)	1:30.37 [11] (0:13.36)	1:17.01 [11] (0:13.05)	1:03.96 [11] (0:13.01)	0:50.95 [11] (0:12.65)	0:38.30 [12] (0:12.96)	0:25.34 [13] (0:12.38)	0:12.96 [7] (0:12.96)
Average Speed [km/h]	49.7	61.9	56.1	53.3	54.1	54.4	55.4	55.6	58.0	57.6	58.0	55.5
Top Speed [km/h]	62.7	64.7	60.1	56.8	55.5	55.3	56.5	56.7	59.7	58.6	58.6	56.7
Avg. Dist. to Rail [m]	6.1	0.4	0.4	0.8	1.5	2.4	3.3	3.6	3.2	5.5	8.3	9.0
Avg. Stride Freq. [Hz]	2.3	2.4	2.3	2.2	2.2	2.2	2.2	2.2	2.3	2.3	2.3	2.2
Avg. Stride Length [m]	6.0	7.1	6.8	6.5	6.8	6.9	6.9	7.0	7.0	7.1	7.1	7.0



- [] Ranking at each section and finish
- .-.- No data available at this section
- NA No data available



Horse/Jockey Name	Warning
Final Rank	7
Fastest Section Time (Section)	0:11.70 (2200m)
Top Speed [km/h] (Section)	63.8 (Overall)
Race State	Finished



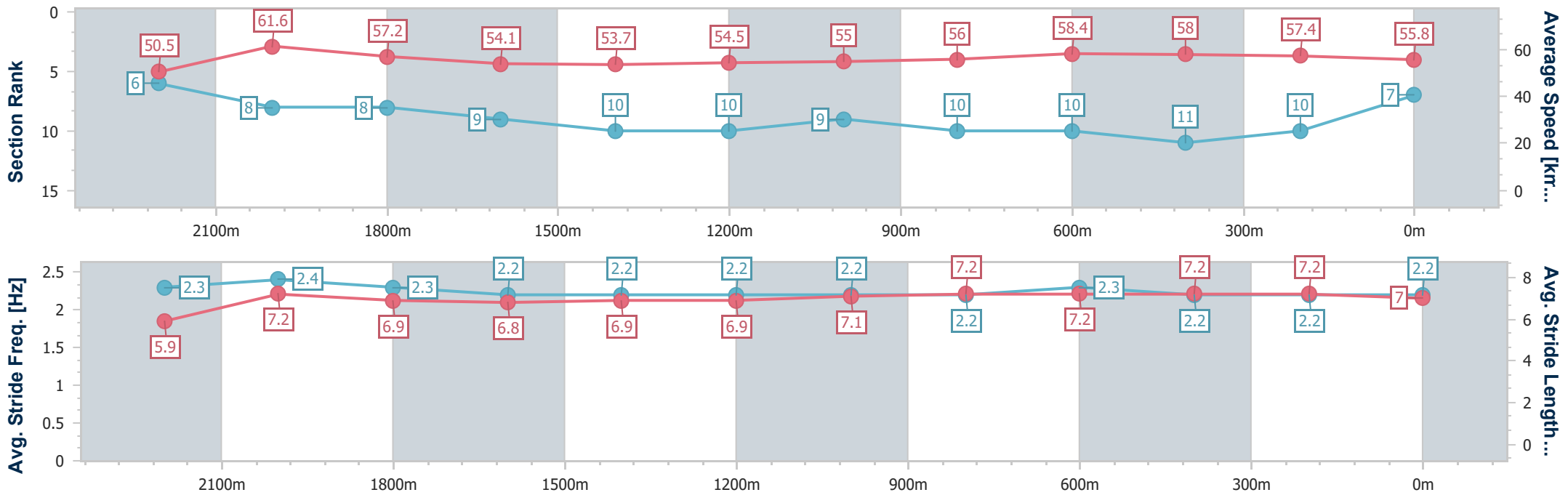
Sunshine Coast QLD Professional
Race 5: WISHLIST CALOUNDRA CUP HANDCAP - 2400m



14 July 2024 - 14:50

Track Rating: Heavy 9, Weather: Fine, Rail Position: True

Section	Overall	2200m	2000m	1800m	1600m	1400m	1200m	1000m	800m	600m	400m	200m
Section Times	2:36.27 [7] (0:14.26)	2:22.01 [6] (0:11.70)	2:10.31 [8] (0:12.64)	1:57.67 [8] (0:13.44)	1:44.23 [9] (0:13.53)	1:30.70 [10] (0:13.37)	1:17.33 [10] (0:13.13)	1:04.20 [9] (0:13.04)	0:51.16 [10] (0:12.70)	0:38.46 [10] (0:13.01)	0:25.45 [11] (0:12.58)	0:12.87 [10] (0:12.87)
Average Speed [km/h]	50.5	61.6	57.2	54.1	53.7	54.5	55.0	56.0	58.4	58.0	57.4	55.8
Top Speed [km/h]	63.8	63.2	60.3	56.2	55.0	56.3	56.3	57.1	59.4	59.2	57.8	56.9
Avg. Dist. to Rail [m]	5.3	2.9	1.4	1.6	3.1	3.7	5.2	4.9	5.0	8.2	10.9	12.4
Avg. Stride Freq. [Hz]	2.3	2.4	2.3	2.2	2.2	2.2	2.2	2.2	2.3	2.2	2.2	2.2
Avg. Stride Length [m]	5.9	7.2	6.9	6.8	6.9	6.9	7.1	7.2	7.2	7.2	7.2	7.0



- [] Ranking at each section and finish
- .-.- No data available at this section
- NA No data available



Horse/Jockey Name	Tavistorm
Final Rank	8
Fastest Section Time (Section)	0:11.47 (2200m)
Top Speed [km/h] (Section)	64.4 (2200m)
Race State	Finished



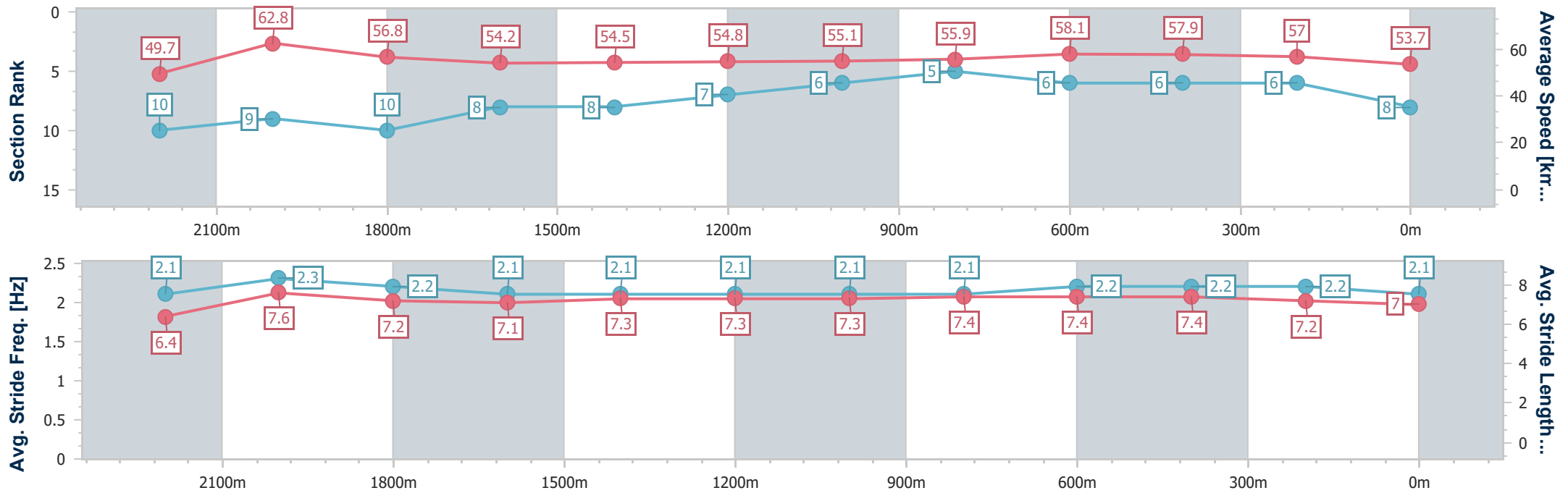
Sunshine Coast QLD Professional
Race 5: WISHLIST CALOUNDRA CUP HANDCAP - 2400m



14 July 2024 - 14:50

Track Rating: Heavy 9, Weather: Fine, Rail Position: True

Section	Overall	2200m	2000m	1800m	1600m	1400m	1200m	1000m	800m	600m	400m	200m
Section Times	2:36.46 [8] (0:14.51)	2:21.95 [10] (0:11.47)	2:10.48 [9] (0:12.69)	1:57.79 [10] (0:13.36)	1:44.43 [8] (0:13.27)	1:31.16 [8] (0:13.25)	1:17.91 [7] (0:13.13)	1:04.78 [6] (0:13.00)	0:51.78 [5] (0:12.73)	0:39.05 [6] (0:13.00)	0:26.05 [6] (0:12.65)	0:13.40 [6] (0:13.40)
Average Speed [km/h]	49.7	62.8	56.8	54.2	54.5	54.8	55.1	55.9	58.1	57.9	57.0	53.7
Top Speed [km/h]	62.8	64.4	60.2	55.6	55.8	55.8	55.8	57.2	59.0	59.0	57.8	55.5
Avg. Dist. to Rail [m]	10.1	3.5	1.0	0.6	2.1	2.8	4.3	4.2	4.4	7.4	10.0	10.0
Avg. Stride Freq. [Hz]	2.1	2.3	2.2	2.1	2.1	2.1	2.1	2.1	2.2	2.2	2.2	2.1
Avg. Stride Length [m]	6.4	7.6	7.2	7.1	7.3	7.3	7.3	7.4	7.4	7.4	7.2	7.0



- [] Ranking at each section and finish
- .-.- No data available at this section
- NA No data available



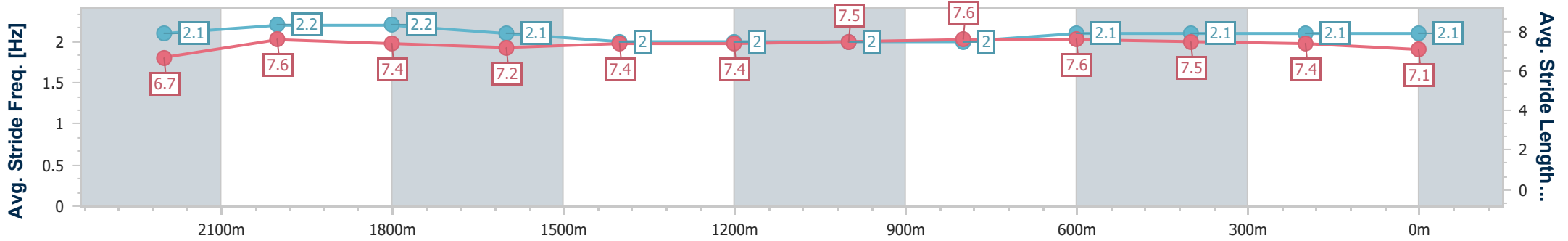
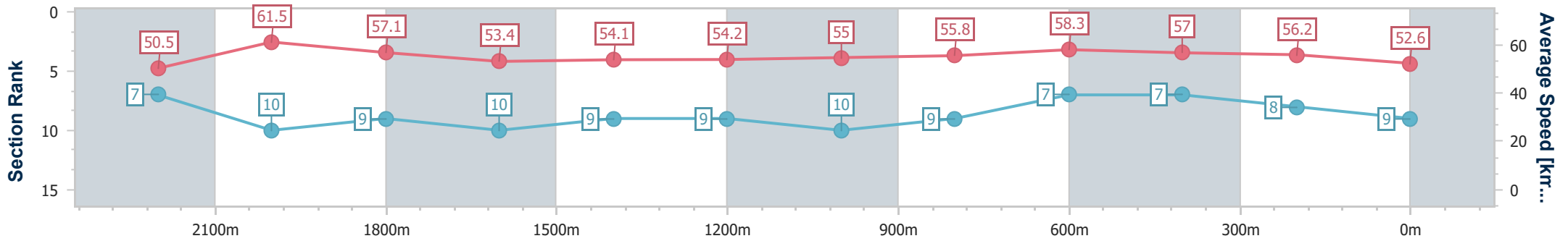
Horse/Jockey Name	Dune Forty Five
Final Rank	9
Fastest Section Time (Section)	0:11.71 (2200m)
Top Speed [km/h] (Section)	62.7 (2200m)
Race State	Finished



Sunshine Coast QLD Professional
 Race 5: WISHLIST CALOUNDRA CUP HANDCAP - 2400m
 14 July 2024 - 14:50
 Track Rating: Heavy 9, Weather: Fine, Rail Position: True



Section	Overall	2200m	2000m	1800m	1600m	1400m	1200m	1000m	800m	600m	400m	200m
Section Times	2:36.89 [9] (0:14.27)	2:22.62 [7] (0:11.71)	2:10.91 [10] (0:12.63)	1:58.28 [9] (0:13.55)	1:44.73 [10] (0:13.40)	1:31.33 [9] (0:13.34)	1:17.99 [9] (0:13.18)	1:04.81 [10] (0:12.96)	0:51.85 [9] (0:12.49)	0:39.36 [7] (0:12.88)	0:26.48 [7] (0:12.81)	0:13.67 [8] (0:13.67)
Average Speed [km/h]	50.5	61.5	57.1	53.4	54.1	54.2	55.0	55.8	58.3	57.0	56.2	52.6
Top Speed [km/h]	62.5	62.7	59.5	54.4	55.3	55.7	55.9	57.3	58.6	58.2	57.0	54.7
Avg. Dist. to Rail [m]	3.8	1.3	0.5	0.7	2.2	2.7	3.1	2.8	1.9	3.2	6.5	8.3
Avg. Stride Freq. [Hz]	2.1	2.2	2.2	2.1	2.0	2.0	2.0	2.0	2.1	2.1	2.1	2.1
Avg. Stride Length [m]	6.7	7.6	7.4	7.2	7.4	7.4	7.5	7.6	7.6	7.5	7.4	7.1



- [] Ranking at each section and finish
- .-.- No data available at this section
- NA No data available



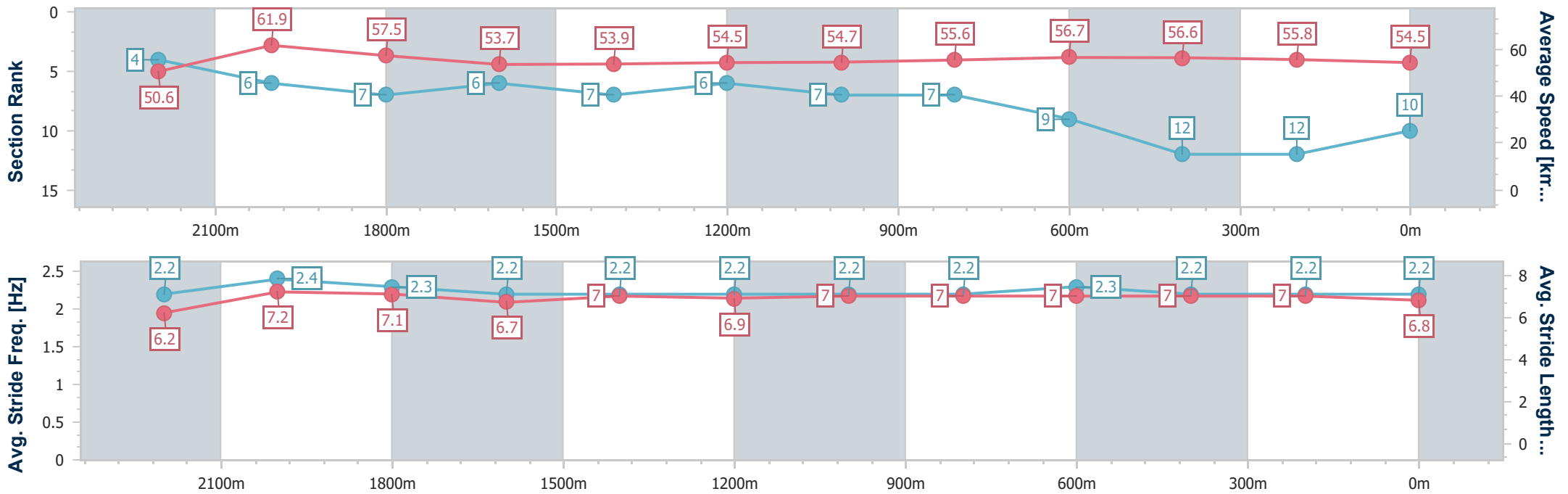
Horse/Jockey Name	Tapildoodledo
Final Rank	10
Fastest Section Time (Section)	0:11.64 (2200m)
Top Speed [km/h] (Section)	64.1 (Overall)
Race State	Finished



Sunshine Coast QLD Professional
 Race 5: WISHLIST CALOUNDRA CUP HANDCAP - 2400m
 14 July 2024 - 14:50
 Track Rating: Heavy 9, Weather: Fine, Rail Position: True



Section	Overall	2200m	2000m	1800m	1600m	1400m	1200m	1000m	800m	600m	400m	200m
Section Times	2:36.94 [10] (0:14.20)	2:22.74 [4] (0:11.64)	2:11.10 [6] (0:12.53)	1:58.57 [7] (0:13.45)	1:45.12 [6] (0:13.45)	1:31.67 [7] (0:13.25)	1:18.42 [6] (0:13.23)	1:05.19 [7] (0:13.05)	0:52.14 [7] (0:12.90)	0:39.24 [9] (0:13.14)	0:26.10 [12] (0:12.90)	0:13.20 [12] (0:13.20)
Average Speed [km/h]	50.6	61.9	57.5	53.7	53.9	54.5	54.7	55.6	56.7	56.6	55.8	54.5
Top Speed [km/h]	64.1	62.6	60.4	54.9	55.3	55.4	55.5	56.6	57.6	58.0	56.2	55.5
Avg. Dist. to Rail [m]	2.9	0.6	0.3	0.7	1.9	2.5	3.5	3.3	2.9	5.3	8.8	11.3
Avg. Stride Freq. [Hz]	2.2	2.4	2.3	2.2	2.2	2.2	2.2	2.2	2.3	2.2	2.2	2.2
Avg. Stride Length [m]	6.2	7.2	7.1	6.7	7.0	6.9	7.0	7.0	7.0	7.0	7.0	6.8



- [] Ranking at each section and finish
- .-.- No data available at this section
- NA No data available



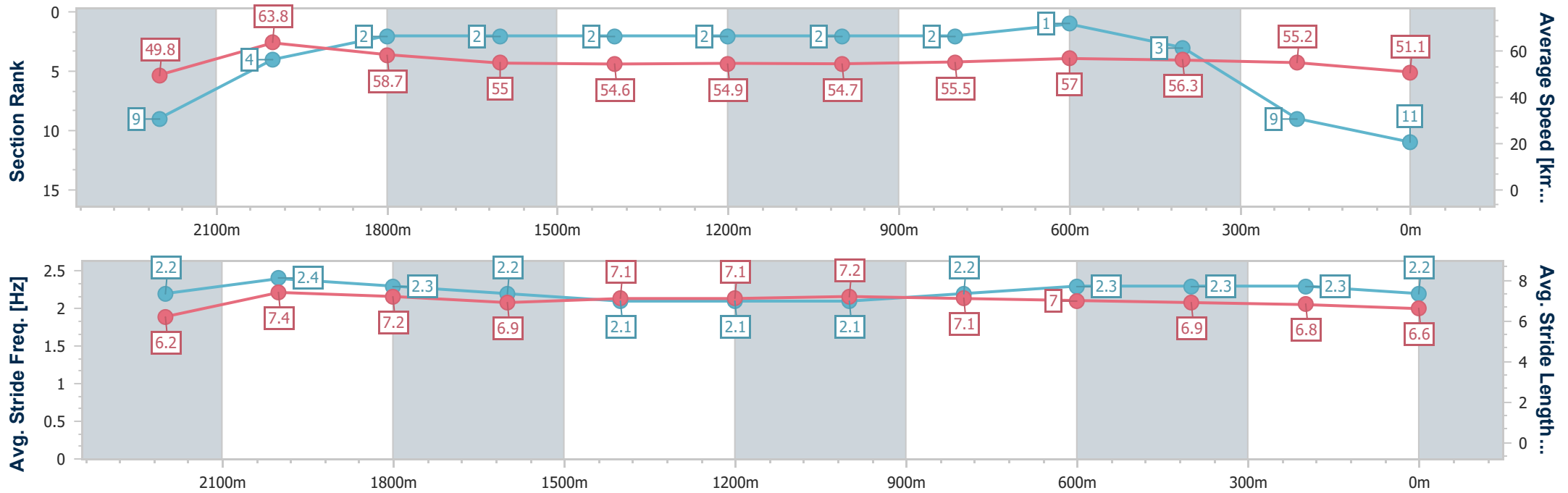
Horse/Jockey Name	Port Philip
Final Rank	11
Fastest Section Time (Section)	0:11.30 (2200m)
Top Speed [km/h] (Section)	64.9 (2200m)
Race State	Finished



Sunshine Coast QLD Professional
 Race 5: WISHLIST CALOUNDRA CUP HANDCAP - 2400m
 14 July 2024 - 14:50
 Track Rating: Heavy 9, Weather: Fine, Rail Position: True



Section	Overall	2200m	2000m	1800m	1600m	1400m	1200m	1000m	800m	600m	400m	200m
Section Times	2:37.35 [11] (0:14.45)	2:22.90 [9] (0:11.30)	2:11.60 [4] (0:12.34)	1:59.26 [2] (0:13.17)	1:46.09 [2] (0:13.41)	1:32.68 [2] (0:13.24)	1:19.44 [2] (0:13.21)	1:06.23 [2] (0:13.06)	0:53.17 [2] (0:12.88)	0:40.29 [1] (0:13.17)	0:27.12 [3] (0:13.02)	0:14.10 [9] (0:14.10)
Average Speed [km/h]	49.8	63.8	58.7	55.0	54.6	54.9	54.7	55.5	57.0	56.3	55.2	51.1
Top Speed [km/h]	63.4	64.9	62.7	56.6	55.1	55.5	55.3	56.8	57.8	57.1	57.1	54.0
Avg. Dist. to Rail [m]	13.4	6.8	2.4	1.3	3.3	3.9	4.7	4.0	3.1	5.4	7.4	9.2
Avg. Stride Freq. [Hz]	2.2	2.4	2.3	2.2	2.1	2.1	2.1	2.2	2.3	2.3	2.3	2.2
Avg. Stride Length [m]	6.2	7.4	7.2	6.9	7.1	7.1	7.2	7.1	7.0	6.9	6.8	6.6



- [] Ranking at each section and finish
- .-.- No data available at this section
- NA No data available



Horse/Jockey Name	Double Cherry
Final Rank	12
Fastest Section Time (Section)	0:11.51 (2200m)
Top Speed [km/h] (Section)	64.1 (Overall)
Race State	Finished



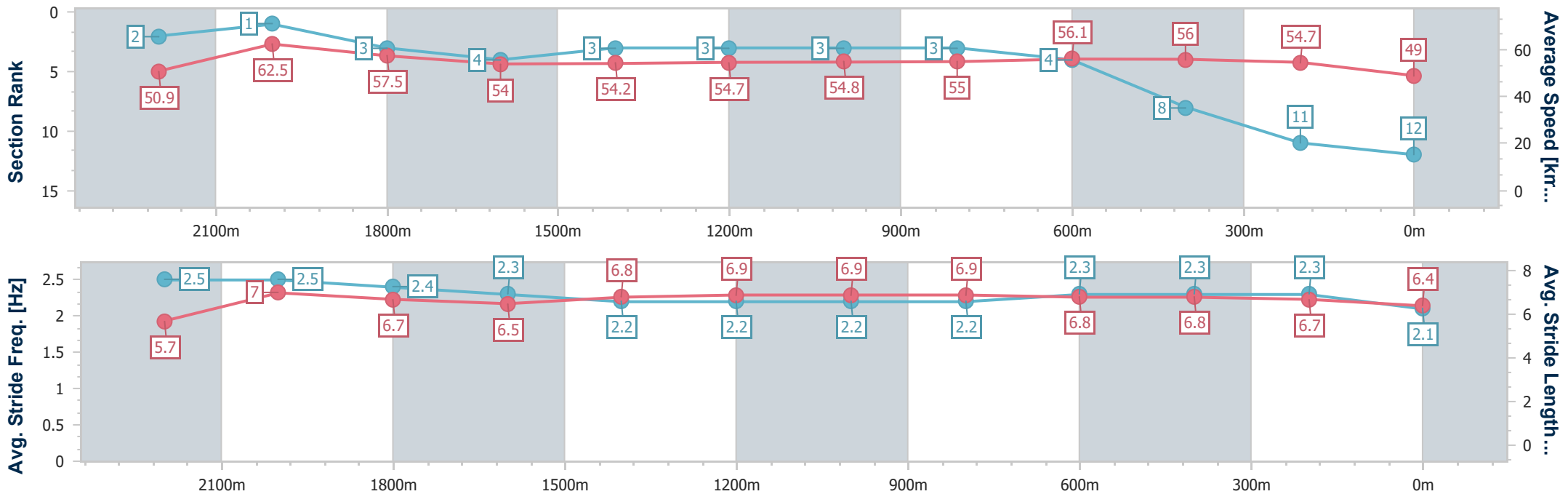
Sunshine Coast QLD Professional
Race 5: WISHLIST CALOUNDRA CUP HANDCAP - 2400m



14 July 2024 - 14:50

Track Rating: Heavy 9, Weather: Fine, Rail Position: True

Section	Overall	2200m	2000m	1800m	1600m	1400m	1200m	1000m	800m	600m	400m	200m
Section Times	2:38.34 [12] (0:14.13)	2:24.21 [2] (0:11.51)	2:12.70 [1] (0:12.49)	2:00.21 [3] (0:13.32)	1:46.89 [4] (0:13.37)	1:33.52 [3] (0:13.27)	1:20.25 [3] (0:13.19)	1:07.06 [3] (0:13.14)	0:53.92 [3] (0:12.92)	0:41.00 [4] (0:13.15)	0:27.85 [8] (0:13.13)	0:14.72 [11] (0:14.72)
Average Speed [km/h]	50.9	62.5	57.5	54.0	54.2	54.7	54.8	55.0	56.1	56.0	54.7	49.0
Top Speed [km/h]	64.1	64.1	60.6	55.1	55.1	55.5	55.4	56.4	56.9	56.7	56.4	53.3
Avg. Dist. to Rail [m]	5.6	1.3	0.6	0.6	2.1	2.7	3.3	2.6	1.0	3.9	7.5	8.0
Avg. Stride Freq. [Hz]	2.5	2.5	2.4	2.3	2.2	2.2	2.2	2.2	2.3	2.3	2.3	2.1
Avg. Stride Length [m]	5.7	7.0	6.7	6.5	6.8	6.9	6.9	6.9	6.8	6.8	6.7	6.4



- [] Ranking at each section and finish
- .-.- No data available at this section
- NA No data available



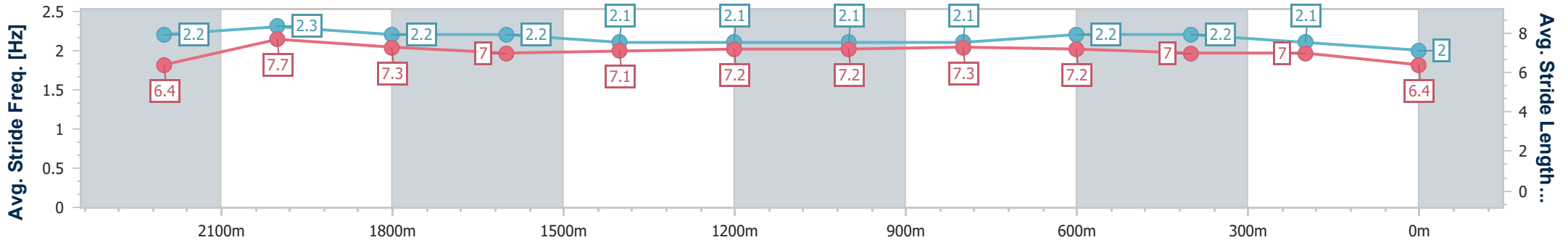
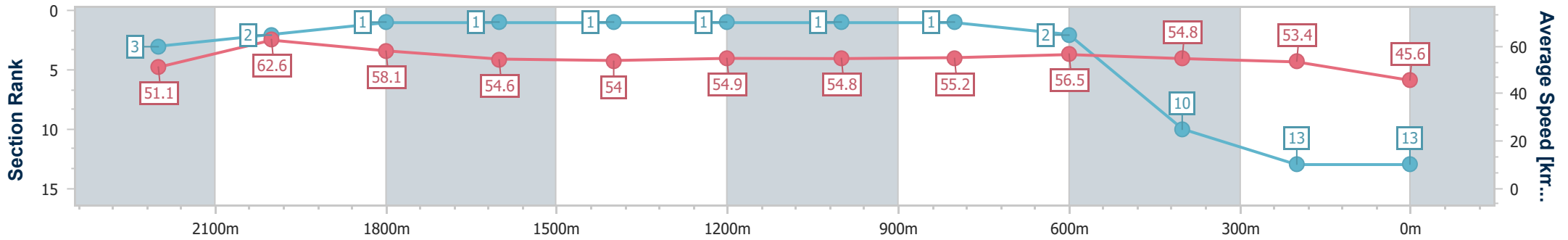
Horse/Jockey Name	Zoumon
Final Rank	13
Fastest Section Time (Section)	0:11.50 (2200m)
Top Speed [km/h] (Section)	63.5 (2200m)
Race State	Finished



Sunshine Coast QLD Professional
 Race 5: WISHLIST CALOUNDRA CUP HANDCAP - 2400m
 14 July 2024 - 14:50
 Track Rating: Heavy 9, Weather: Fine, Rail Position: True



Section	Overall	2200m	2000m	1800m	1600m	1400m	1200m	1000m	800m	600m	400m	200m
Section Times	2:39.83 [13] (0:14.16)	2:25.67 [3] (0:11.50)	2:14.17 [2] (0:12.39)	2:01.78 [1] (0:13.18)	1:48.60 [1] (0:13.36)	1:35.24 [1] (0:13.22)	1:22.02 [1] (0:13.18)	1:08.84 [1] (0:13.17)	0:55.67 [1] (0:12.90)	0:42.77 [2] (0:13.50)	0:29.27 [10] (0:13.49)	0:15.78 [13] (0:15.78)
Average Speed [km/h]	51.1	62.6	58.1	54.6	54.0	54.9	54.8	55.2	56.5	54.8	53.4	45.6
Top Speed [km/h]	63.5	63.5	61.0	56.1	55.2	55.1	55.4	56.5	56.8	56.4	54.2	51.6
Avg. Dist. to Rail [m]	9.9	4.3	0.8	0.3	1.8	2.8	3.0	2.7	2.3	4.7	7.1	8.1
Avg. Stride Freq. [Hz]	2.2	2.3	2.2	2.2	2.1	2.1	2.1	2.1	2.2	2.2	2.1	2.0
Avg. Stride Length [m]	6.4	7.7	7.3	7.0	7.1	7.2	7.2	7.3	7.2	7.0	7.0	6.4



- [] Ranking at each section and finish
- .-.- No data available at this section
- NA No data available



Sunshine Coast QLD Professional

Race 6: DOUBLE R GROUP WINX GUINEAS - 1600m

14 July 2024 - 15:27



Track Rating: Heavy 9, Weather: Fine, Rail Position: True

Section		Overall	1400m	1200m	1000m	800m	600m	400m	Last 600m					
Field Times		1:38.81 (0:13.78)	1:25.03 (0:11.02)	1:14.01 (0:11.70)	1:02.31 (0:12.38)	0:49.93 (0:12.71)	0:37.22 (0:12.81)	0:24.41 (0:11.92)	0:37.22					
Rank	TAB Horse/Jockey	Barrier	Top Speed [km/h]	Fastest Section										Distance Travelled [m]
1	2 XIDAKI Vlad Duric	11	65.5	0:11.50	1:38.81 [1] (0:14.14)	1:24.67 [8] (0:11.85)	1:12.82 [11] (0:12.13)	1:00.69 [13] (0:12.22)	0:48.47 [13] (0:12.65)	0:35.82 [13] (0:12.03)	0:23.79 [12] (0:11.50)	0:35.82		
2	10 MISS ARIA Damien Thornton	10	64.2	0:11.61	1:38.84 [2] (0:14.16)	1:24.68 [9] (0:11.61)	1:13.07 [8] (0:11.97)	1:01.10 [9] (0:12.20)	0:48.90 [8] (0:12.65)	0:36.25 [9] (0:12.12)	0:24.13 [7] (0:11.61)	0:36.25	+0	
3	5 KNOW THYSELF Zac Lloyd	12	67.4	0:10.98	1:39.02 [3] (0:13.92)	1:25.10 [5] (0:10.98)	1:14.12 [3] (0:12.03)	1:02.09 [3] (0:12.44)	0:49.65 [3] (0:12.69)	0:36.96 [3] (0:12.46)	0:24.50 [3] (0:11.80)	0:36.96	-3	
4	12 EMMADELLA Jye McNeil	9	65.7	0:11.23	1:39.11 [4] (0:13.89)	1:25.22 [3] (0:11.23)	1:13.99 [4] (0:12.02)	1:01.97 [5] (0:12.40)	0:49.57 [5] (0:12.58)	0:36.99 [5] (0:12.43)	0:24.56 [4] (0:11.82)	0:36.99	-1	
5	1 CIFRADO Michael Rodd	3	64.7	0:11.30	1:39.54 [5] (0:13.90)	1:25.64 [4] (0:11.30)	1:14.34 [5] (0:11.84)	1:02.50 [4] (0:12.44)	0:50.06 [4] (0:12.62)	0:37.44 [4] (0:12.47)	0:24.97 [5] (0:12.06)	0:37.44	-9	
6	4 MORE TROUBLE Rachel King	6	65.9	0:11.12	1:39.56 [6] (0:13.78)	1:25.78 [1] (0:11.12)	1:14.66 [2] (0:11.76)	1:02.90 [2] (0:12.39)	0:50.51 [2] (0:12.72)	0:37.79 [2] (0:12.65)	0:25.14 [2] (0:12.05)	0:37.79	-5	
7	6 WINSOME STAR Robbie Dolan	1	64.7	0:11.56	1:39.90 [7] (0:14.23)	1:25.67 [10] (0:11.56)	1:14.11 [9] (0:11.77)	1:02.34 [7] (0:12.27)	0:50.07 [7] (0:12.55)	0:37.52 [6] (0:12.30)	0:25.22 [6] (0:12.20)	0:37.52	-10	
8	13 DANGEROUS LIAISONS Andrew Mallyon	5	65.6	0:11.43	1:40.47 [8] (0:14.05)	1:26.42 [6] (0:11.43)	1:14.99 [7] (0:12.14)	1:02.85 [8] (0:12.35)	0:50.50 [9] (0:12.45)	0:38.05 [8] (0:12.40)	0:25.65 [8] (0:12.25)	0:38.05	-11	
9	3 SHARP DAZZLER Angela Jones	8	63.8	0:11.64	1:40.54 [9] (0:14.62)	1:25.92 [13] (0:11.64)	1:14.28 [13] (0:11.84)	1:02.44 [12] (0:12.19)	0:50.25 [12] (0:12.43)	0:37.82 [11] (0:12.28)	0:25.54 [11] (0:12.35)	0:37.82	-10	
10	8 BECAMO Cejay Graham	13	68.8	0:10.94	1:40.62 [10] (0:13.86)	1:26.76 [2] (0:10.94)	1:15.82 [1] (0:11.70)	1:04.12 [1] (0:12.38)	0:51.74 [1] (0:12.71)	0:39.03 [1] (0:12.81)	0:26.22 [1] (0:12.60)	0:39.03	-8	

[] Ranking at each section and finish
 -:-:- No data available at this section
 NA No data available

SCN Saddle cloth number
 DNF Did not finish
 DNT Did not track



Sunshine Coast QLD Professional
Race 6: DOUBLE R GROUP WINX GUINEAS - 1600m
14 July 2024 - 15:27



Track Rating: Heavy 9, Weather: Fine, Rail Position: True

Section		Overall	1400m	1200m	1000m	800m	600m	400m	Last 600m
Field Times		1:38.81 (0:13.78)	1:25.03 (0:11.02)	1:14.01 (0:11.70)	1:02.31 (0:12.38)	0:49.93 (0:12.71)	0:37.22 (0:12.81)	0:24.41 (0:11.92)	0:37.22

Rank	TAB	Horse/Jockey	Barrier	Top Speed [km/h]	Fastest Section	Overall	1400m	1200m	1000m	800m	600m	400m	Last 600m	Distance Travelled [m]
11	9	WATERMELON Jim Byrne	4	63.8	0:11.74	1:40.79 [11] (0:14.30)	1:26.49 [12] (0:11.74)	1:14.75 [12] (0:11.89)	1:02.86 [11] (0:12.31)	0:50.55 [11] (0:12.59)	0:37.96 [12] (0:12.21)	0:25.75 [13] (0:12.18)	0:37.96	-3
12	11	RINGER'S REWARD Samantha Collett	2	64.1	0:11.55	1:40.98 [12] (0:14.25)	1:26.73 [11] (0:11.55)	1:15.18 [10] (0:11.98)	1:03.20 [10] (0:12.29)	0:50.91 [10] (0:12.59)	0:38.32 [10] (0:12.33)	0:25.99 [10] (0:12.38)	0:38.32	-6
13	7	MEAT PIE ARTIE Ron Stewart	7	66.0	0:11.39	1:41.10 [13] (0:14.08)	1:27.02 [7] (0:11.39)	1:15.63 [6] (0:12.01)	1:03.62 [6] (0:12.24)	0:51.38 [6] (0:12.68)	0:38.70 [7] (0:12.44)	0:26.26 [9] (0:12.45)	0:38.70	-2

[] Ranking at each section and finish
 -:-:-:- No data available at this section
 NA No data available

SCN Saddle cloth number
 DNF Did not finish
 DNT Did not track



Sunshine Coast QLD Professional
Race 6: DOUBLE R GROUP WINX GUINEAS - 1600m
 14 July 2024 - 15:27



Track Rating: Heavy 9, Weather: Fine, Rail Position: True

Section							200m			Last 600m
Field Times							0:12.49			0:37.22
							(0:12.49)			
Rank	TAB	Horse/Jockey	Barrier	Top Speed [km/h]	Fastest Section	Margin			Distance Travelled [m]	
1	2	XIDAKI Vlad Duric	11	65.5 Overall	0:11.50 400m	0:12.29 [5] (0:12.29)	1:38.81		0:35.82	
2	10	MISS ARIA Damien Thornton	10	64.2 Overall	0:11.61 1400m	0:12.52 [2] (0:12.52)	0.1L		0:36.25 +0	
3	5	KNOW THYSELF Zac Lloyd	12	67.4 1400m	0:10.98 1400m	0:12.70 [1] (0:12.70)	1.1L		0:36.96 -3	
4	12	EMMADELLA Jye McNeil	9	65.7 1400m	0:11.23 1400m	0:12.74 [3] (0:12.74)	1.4L		0:36.99 -1	
5	1	CIFRADO Michael Rodd	3	64.7 Overall	0:11.30 1400m	0:12.91 [6] (0:12.91)	3.9L		0:37.44 -9	
6	4	MORE TROUBLE Rachel King	6	65.9 Overall	0:11.12 1400m	0:13.09 [4] (0:13.09)	4L		0:37.79 -5	
7	6	WINSOME STAR Robbie Dolan	1	64.7 Overall	0:11.56 1400m	0:13.02 [7] (0:13.02)	6L		0:37.52 -10	
8	13	DANGEROUS LIAISONS Andrew Mallyon	5	65.6 Overall	0:11.43 1400m	0:13.40 [9] (0:13.40)	9.3L		0:38.05 -11	
9	3	SHARP DAZZLER Angela Jones	8	63.8 1200m	0:11.64 1400m	0:13.19 [12] (0:13.19)	9.6L		0:37.82 -10	
10	8	BECAMO Cejay Graham	13	68.8 1400m	0:10.94 1400m	0:13.62 [8] (0:13.62)	9.9L		0:39.03 -8	

[] Ranking at each section and finish
 -:-:- No data available at this section
 NA No data available

SCN Saddle cloth number
 DNF Did not finish
 DNT Did not track



Sunshine Coast QLD Professional
Race 6: DOUBLE R GROUP WINX GUINEAS - 1600m
14 July 2024 - 15:27



Track Rating: Heavy 9, Weather: Fine, Rail Position: True

Section				200m				Last 600m	
Field Times				0:12.49 (0:12.49)				0:37.22	
Rank	TAB	Horse/Jockey	Barrier	Top Speed [km/h]	Fastest Section	Margin			Distance Travelled [m]
11	9	WATERMELON Jim Byrne	4	63.8 Overall	0:11.74 1400m	0:13.57 [10] (0:13.57)	10.9L		0:37.96 -3
12	11	RINGER'S REWARD Samantha Collett	2	64.1 Overall	0:11.55 1400m	0:13.61 [13] (0:13.61)	11.9L		0:38.32 -6
13	7	MEAT PIE ARTIE Ron Stewart	7	66.0 1400m	0:11.39 1400m	0:13.81 [11] (0:13.81)	12.4L		0:38.70 -2

[] Ranking at each section and finish
 -:-:-:- No data available at this section
 NA No data available

SCN Saddle cloth number
 DNF Did not finish
 DNT Did not track



Horse/Jockey Name	Xidaki
Final Rank	1
Fastest Section Time (Section)	0:11.50 (400m)
Top Speed [km/h] (Section)	65.5 (Overall)
Race State	Finished



Sunshine Coast QLD Professional

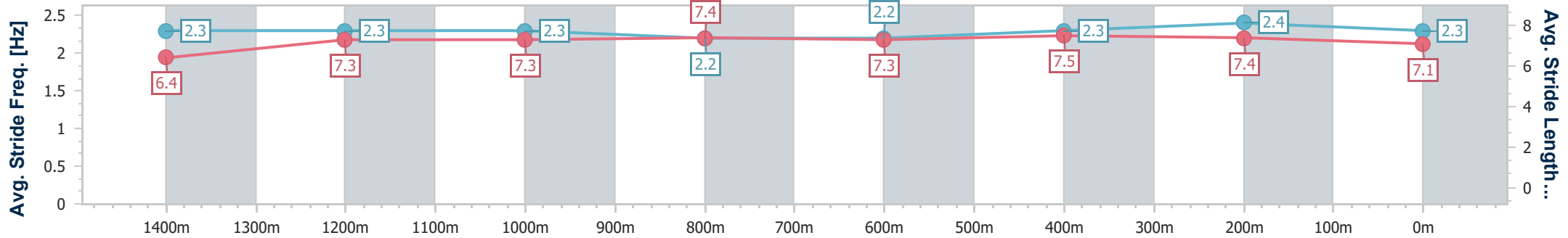
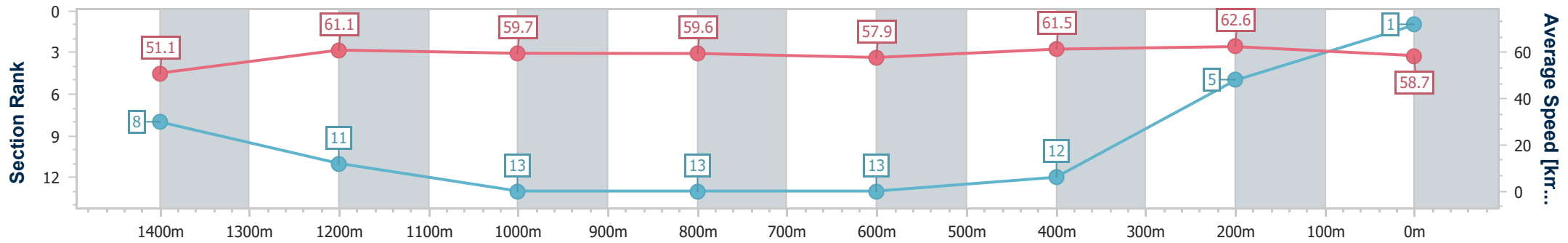
Race 6: DOUBLE R GROUP WINX GUINEAS - 1600m



14 July 2024 - 15:27

Track Rating: Heavy 9, Weather: Fine, Rail Position: True

Section	Overall	1400m	1200m	1000m	800m	600m	400m	200m
Section Times	1:38.81 [1] (0:14.14)	1:24.67 [8] (0:11.85)	1:12.82 [11] (0:12.13)	1:00.69 [13] (0:12.22)	0:48.47 [13] (0:12.65)	0:35.82 [13] (0:12.03)	0:23.79 [12] (0:11.50)	0:12.29 [5]
Average Speed [km/h]	51.1	61.1	59.7	59.6	57.9	61.5	62.6	58.7
Top Speed [km/h]	65.5	63.6	61.9	61.1	59.8	62.9	63.3	62.3
Avg. Dist. to Rail [m]	12.7	4.7	4.0	3.6	2.8	4.8	10.4	12.4
Avg. Stride Freq. [Hz]	2.3	2.3	2.3	2.2	2.2	2.3	2.4	2.3
Avg. Stride Length [m]	6.4	7.3	7.3	7.4	7.3	7.5	7.4	7.1



- [] Ranking at each section and finish
- .-.- No data available at this section
- NA No data available



Horse/Jockey Name	Miss Aria
Final Rank	2
Fastest Section Time (Section)	0:11.61 (1400m)
Top Speed [km/h] (Section)	64.2 (Overall)
Race State	Finished



Sunshine Coast QLD Professional

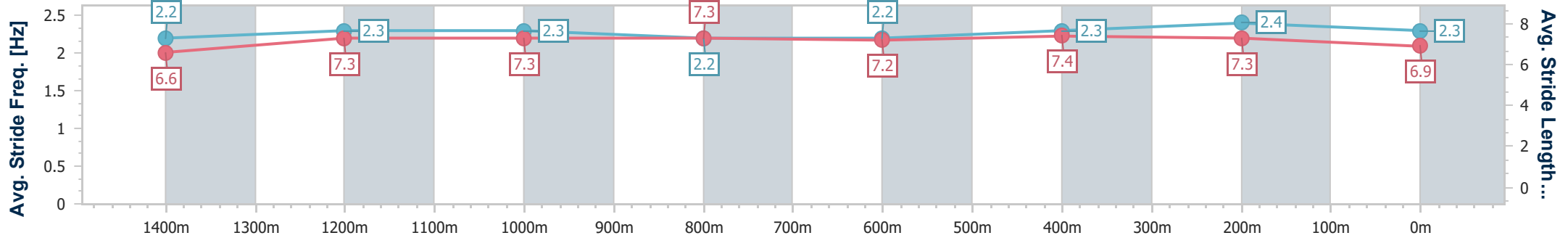
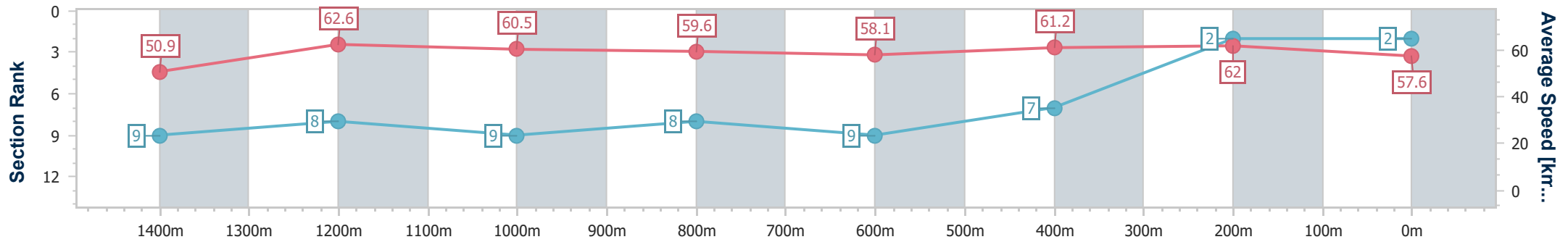
Race 6: DOUBLE R GROUP WINX GUINEAS - 1600m



14 July 2024 - 15:27

Track Rating: Heavy 9, Weather: Fine, Rail Position: True

Section	Overall	1400m	1200m	1000m	800m	600m	400m	200m
Section Times	1:38.84 [2] (0:14.16)	1:24.68 [9] (0:11.61)	1:13.07 [8] (0:11.97)	1:01.10 [9] (0:12.20)	0:48.90 [8] (0:12.65)	0:36.25 [9] (0:12.12)	0:24.13 [7] (0:11.61)	0:12.52 [2] (0:12.52)
Average Speed [km/h]	50.9	62.6	60.5	59.6	58.1	61.2	62.0	57.6
Top Speed [km/h]	64.2	64.0	62.1	60.2	60.1	63.1	63.2	60.8
Avg. Dist. to Rail [m]	13.0	5.0	4.6	4.1	3.5	4.5	9.0	11.3
Avg. Stride Freq. [Hz]	2.2	2.3	2.3	2.2	2.2	2.3	2.4	2.3
Avg. Stride Length [m]	6.6	7.3	7.3	7.3	7.2	7.4	7.3	6.9



- [] Ranking at each section and finish
- .-.- No data available at this section
- NA No data available



Horse/Jockey Name	Know Thyself
Final Rank	3
Fastest Section Time (Section)	0:10.98 (1400m)
Top Speed [km/h] (Section)	67.4 (1400m)
Race State	Finished



Sunshine Coast QLD Professional

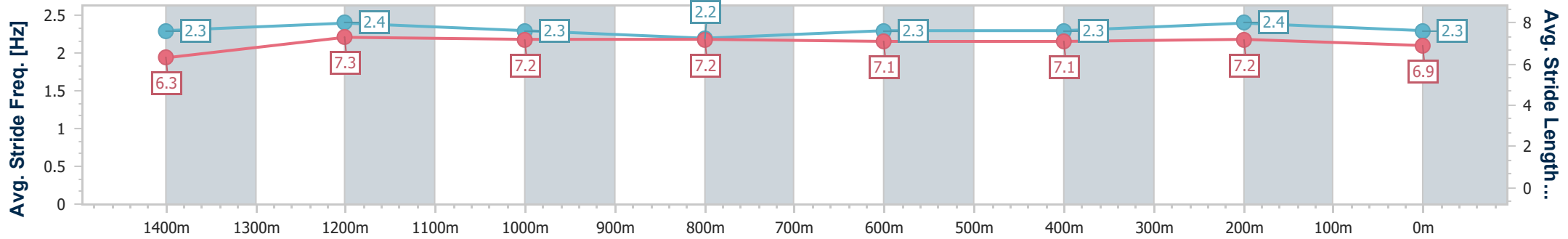
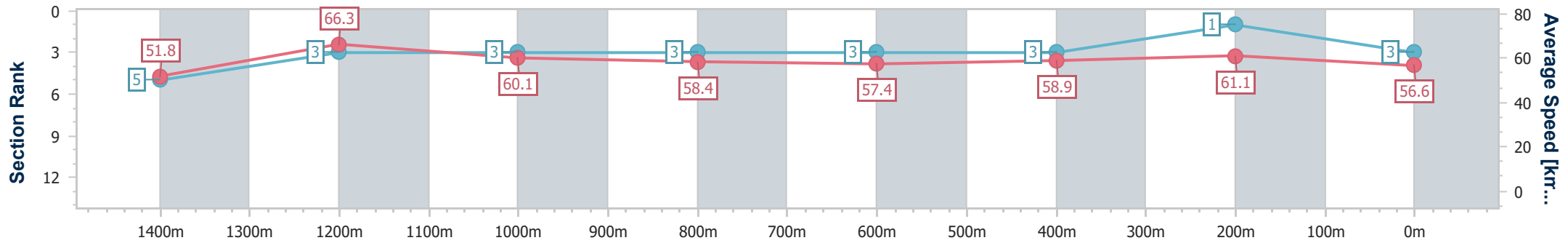
Race 6: DOUBLE R GROUP WINX GUINEAS - 1600m



14 July 2024 - 15:27

Track Rating: Heavy 9, Weather: Fine, Rail Position: True

Section	Overall	1400m	1200m	1000m	800m	600m	400m	200m
Section Times	1:39.02 [3] (0:13.92)	1:25.10 [5] (0:10.98)	1:14.12 [3] (0:12.03)	1:02.09 [3] (0:12.44)	0:49.65 [3] (0:12.69)	0:36.96 [3] (0:12.46)	0:24.50 [3] (0:11.80)	0:12.70 [1] (0:12.70)
Average Speed [km/h]	51.8	66.3	60.1	58.4	57.4	58.9	61.1	56.6
Top Speed [km/h]	66.8	67.4	63.5	59.9	58.8	60.7	61.7	59.3
Avg. Dist. to Rail [m]	15.1	6.0	4.3	3.3	2.5	2.9	7.4	9.2
Avg. Stride Freq. [Hz]	2.3	2.4	2.3	2.2	2.3	2.3	2.4	2.3
Avg. Stride Length [m]	6.3	7.3	7.2	7.2	7.1	7.1	7.2	6.9



- [] Ranking at each section and finish
- .-.- No data available at this section
- NA No data available



Horse/Jockey Name	Emmadella
Final Rank	4
Fastest Section Time (Section)	0:11.23 (1400m)
Top Speed [km/h] (Section)	65.7 (1400m)
Race State	Finished



Sunshine Coast QLD Professional

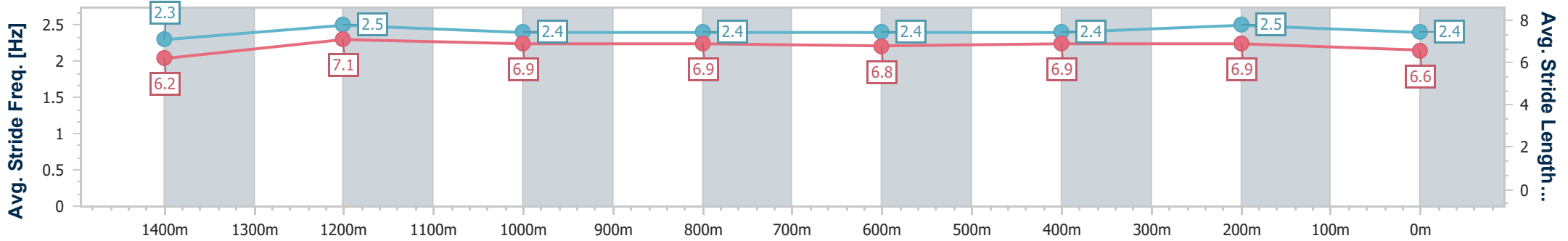
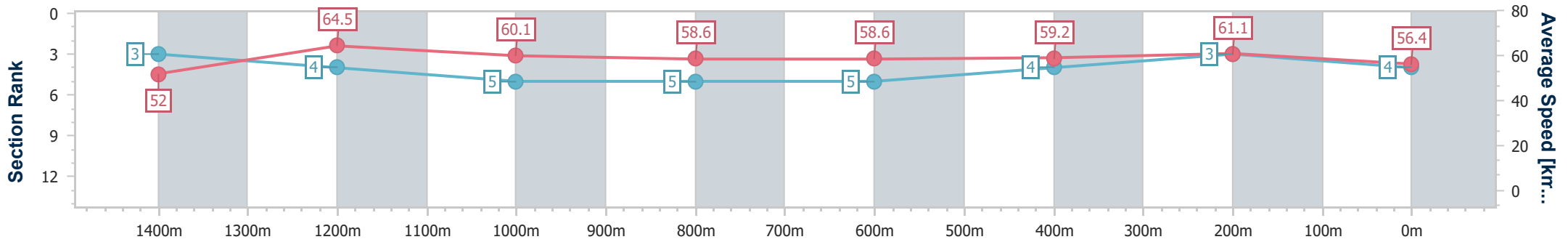
Race 6: DOUBLE R GROUP WINX GUINEAS - 1600m



14 July 2024 - 15:27

Track Rating: Heavy 9, Weather: Fine, Rail Position: True

Section	Overall	1400m	1200m	1000m	800m	600m	400m	200m
Section Times	1:39.11 [4] (0:13.89)	1:25.22 [3] (0:11.23)	1:13.99 [4] (0:12.02)	1:01.97 [5] (0:12.40)	0:49.57 [5] (0:12.58)	0:36.99 [5] (0:12.43)	0:24.56 [4] (0:11.82)	0:12.74 [3] (0:12.74)
Average Speed [km/h]	52.0	64.5	60.1	58.6	58.6	59.2	61.1	56.4
Top Speed [km/h]	65.0	65.7	64.2	60.4	59.9	60.9	62.0	60.0
Avg. Dist. to Rail [m]	11.6	5.0	4.2	3.6	3.7	4.1	8.1	10.6
Avg. Stride Freq. [Hz]	2.3	2.5	2.4	2.4	2.4	2.4	2.5	2.4
Avg. Stride Length [m]	6.2	7.1	6.9	6.9	6.8	6.9	6.9	6.6



- [] Ranking at each section and finish
- .-.- No data available at this section
- NA No data available



Horse/Jockey Name	Cifrado
Final Rank	5
Fastest Section Time (Section)	0:11.30 (1400m)
Top Speed [km/h] (Section)	64.7 (Overall)
Race State	Finished



Sunshine Coast QLD Professional

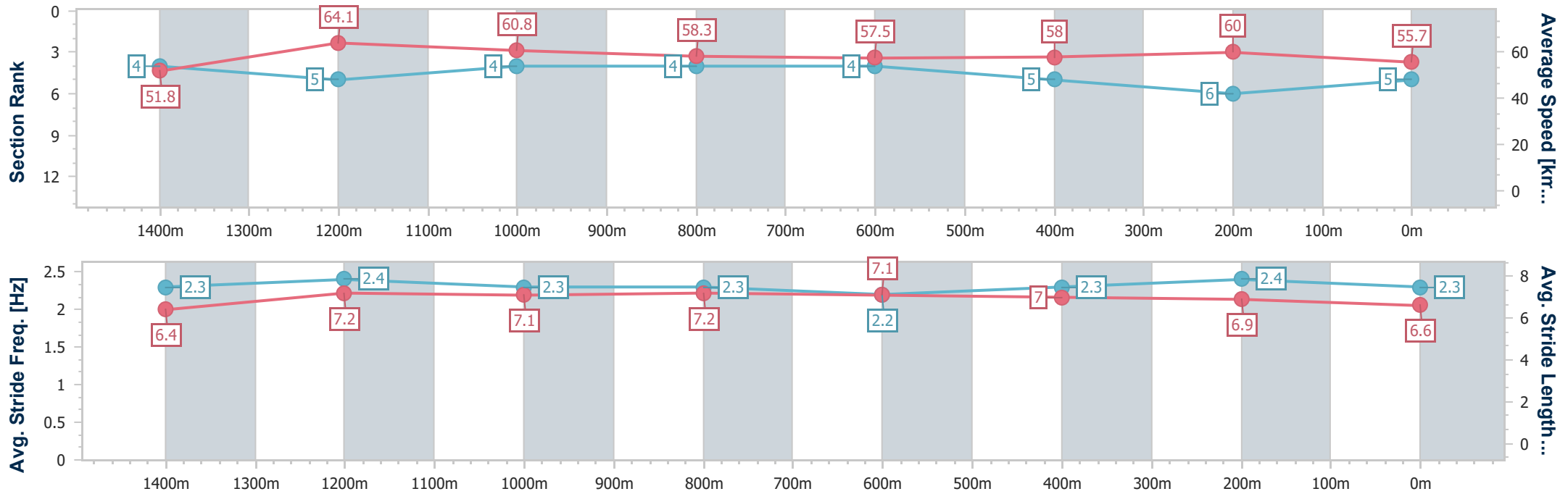
Race 6: DOUBLE R GROUP WINX GUINEAS - 1600m



14 July 2024 - 15:27

Track Rating: Heavy 9, Weather: Fine, Rail Position: True

Section	Overall	1400m	1200m	1000m	800m	600m	400m	200m
Section Times	1:39.54 [5] (0:13.90)	1:25.64 [4] (0:11.30)	1:14.34 [5] (0:11.84)	1:02.50 [4] (0:12.44)	0:50.06 [4] (0:12.62)	0:37.44 [4] (0:12.47)	0:24.97 [5] (0:12.06)	0:12.91 [6] (0:12.91)
Average Speed [km/h]	51.8	64.1	60.8	58.3	57.5	58.0	60.0	55.7
Top Speed [km/h]	64.7	64.5	63.0	58.8	59.1	59.1	60.7	58.8
Avg. Dist. to Rail [m]	6.9	3.0	2.5	2.1	1.5	1.2	4.3	6.8
Avg. Stride Freq. [Hz]	2.3	2.4	2.3	2.3	2.2	2.3	2.4	2.3
Avg. Stride Length [m]	6.4	7.2	7.1	7.2	7.1	7.0	6.9	6.6



- [] Ranking at each section and finish
- .-.- No data available at this section
- NA No data available



Horse/Jockey Name	More Trouble
Final Rank	6
Fastest Section Time (Section)	0:11.12 (1400m)
Top Speed [km/h] (Section)	65.9 (Overall)
Race State	Finished



Sunshine Coast QLD Professional

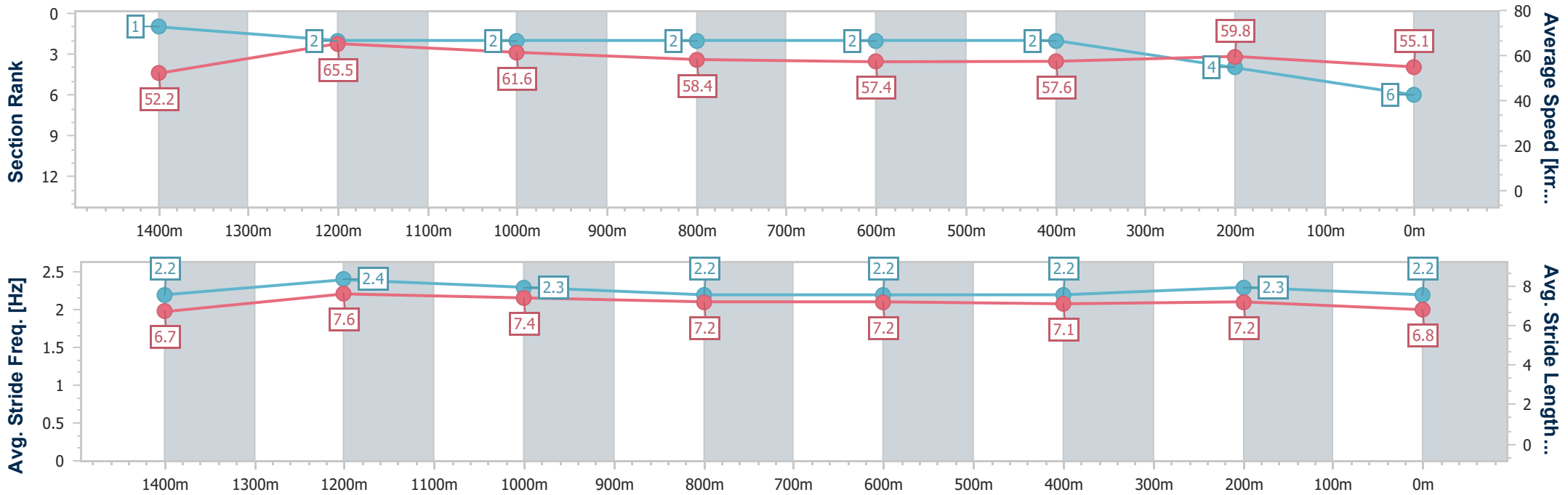
Race 6: DOUBLE R GROUP WINX GUINEAS - 1600m



14 July 2024 - 15:27

Track Rating: Heavy 9, Weather: Fine, Rail Position: True

Section	Overall	1400m	1200m	1000m	800m	600m	400m	200m
Section Times	1:39.56 [6] (0:13.78)	1:25.78 [1] (0:11.12)	1:14.66 [2] (0:11.76)	1:02.90 [2] (0:12.39)	0:50.51 [2] (0:12.72)	0:37.79 [2] (0:12.65)	0:25.14 [2] (0:12.05)	0:13.09 [4] (0:13.09)
Average Speed [km/h]	52.2	65.5	61.6	58.4	57.4	57.6	59.8	55.1
Top Speed [km/h]	65.9	65.8	63.9	60.6	57.7	60.2	60.8	57.9
Avg. Dist. to Rail [m]	9.9	4.7	4.3	3.5	2.6	2.3	6.3	8.0
Avg. Stride Freq. [Hz]	2.2	2.4	2.3	2.2	2.2	2.2	2.3	2.2
Avg. Stride Length [m]	6.7	7.6	7.4	7.2	7.2	7.1	7.2	6.8



- [] Ranking at each section and finish
- .-.- No data available at this section
- NA No data available



Horse/Jockey Name	Winsome Star
Final Rank	7
Fastest Section Time (Section)	0:11.56 (1400m)
Top Speed [km/h] (Section)	64.7 (Overall)
Race State	Finished



Sunshine Coast QLD Professional

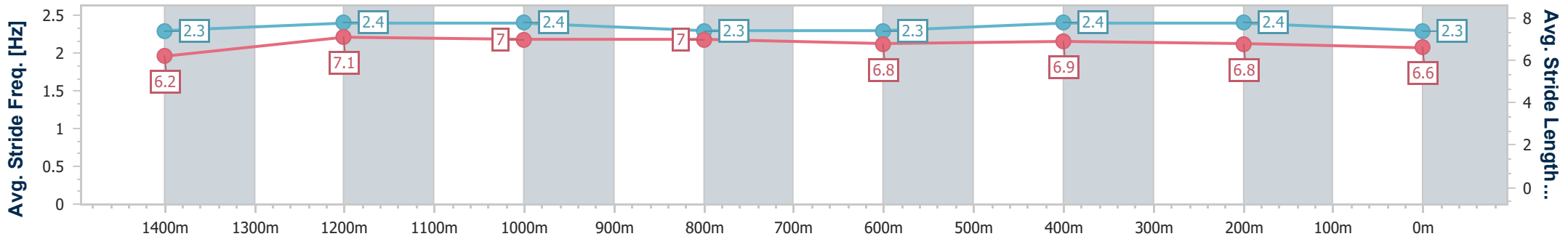
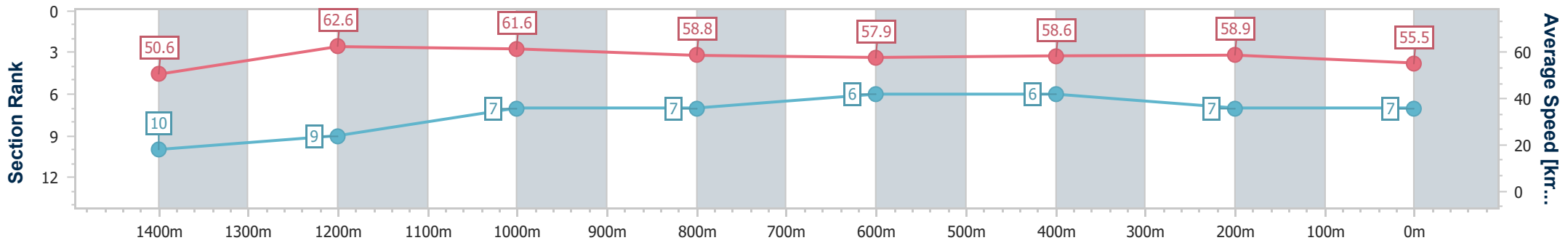
Race 6: DOUBLE R GROUP WINX GUINEAS - 1600m



14 July 2024 - 15:27

Track Rating: Heavy 9, Weather: Fine, Rail Position: True

Section	Overall	1400m	1200m	1000m	800m	600m	400m	200m
Section Times	1:39.90 [7] (0:14.23)	1:25.67 [10] (0:11.56)	1:14.11 [9] (0:11.77)	1:02.34 [7] (0:12.27)	0:50.07 [7] (0:12.55)	0:37.52 [6] (0:12.30)	0:25.22 [6] (0:12.20)	0:13.02 [7] (0:13.02)
Average Speed [km/h]	50.6	62.6	61.6	58.8	57.9	58.6	58.9	55.5
Top Speed [km/h]	64.7	63.5	63.4	59.4	58.8	59.7	59.9	58.8
Avg. Dist. to Rail [m]	4.6	2.9	2.2	2.1	1.2	0.6	3.8	8.5
Avg. Stride Freq. [Hz]	2.3	2.4	2.4	2.3	2.3	2.4	2.4	2.3
Avg. Stride Length [m]	6.2	7.1	7.0	7.0	6.8	6.9	6.8	6.6



- [] Ranking at each section and finish
- .-.- No data available at this section
- NA No data available



Horse/Jockey Name	Dangerous Liaisons
Final Rank	8
Fastest Section Time (Section)	0:11.43 (1400m)
Top Speed [km/h] (Section)	65.6 (Overall)
Race State	Finished



Sunshine Coast QLD Professional

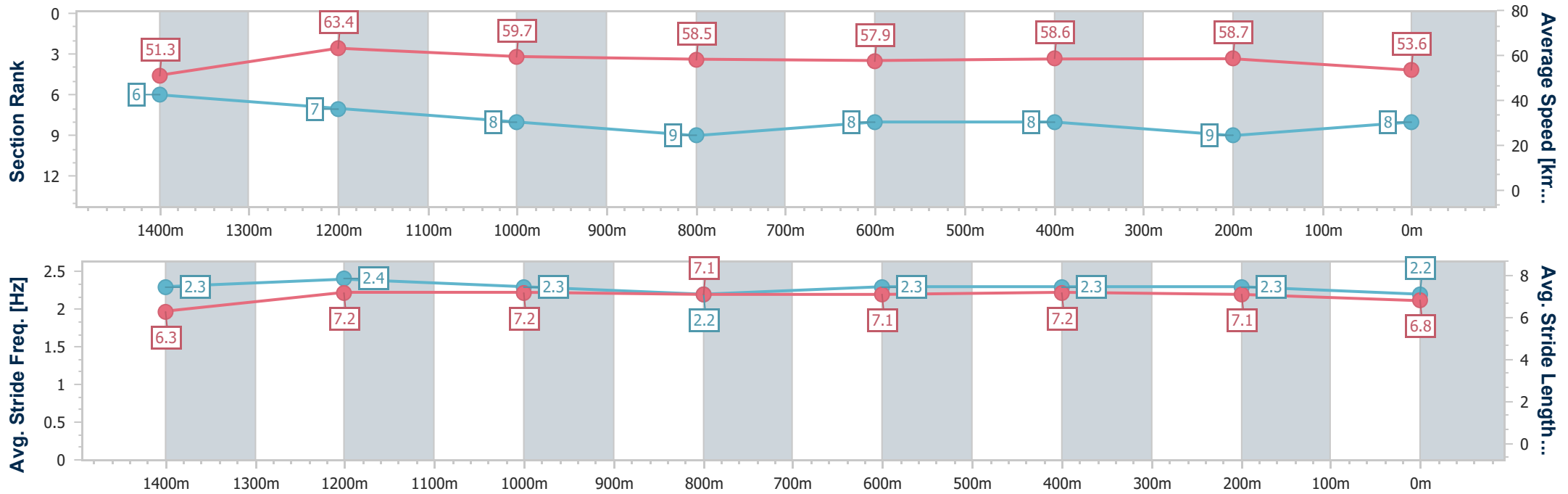
Race 6: DOUBLE R GROUP WINX GUINEAS - 1600m



14 July 2024 - 15:27

Track Rating: Heavy 9, Weather: Fine, Rail Position: True

Section	Overall	1400m	1200m	1000m	800m	600m	400m	200m
Section Times	1:40.47 [8] (0:14.05)	1:26.42 [6] (0:11.43)	1:14.99 [7] (0:12.14)	1:02.85 [8] (0:12.35)	0:50.50 [9] (0:12.45)	0:38.05 [8] (0:12.40)	0:25.65 [8] (0:12.25)	0:13.40 [9] (0:13.40)
Average Speed [km/h]	51.3	63.4	59.7	58.5	57.9	58.6	58.7	53.6
Top Speed [km/h]	65.6	64.2	61.4	60.2	59.4	59.3	59.9	56.6
Avg. Dist. to Rail [m]	9.4	4.7	2.6	1.4	0.5	1.2	4.9	8.5
Avg. Stride Freq. [Hz]	2.3	2.4	2.3	2.2	2.3	2.3	2.3	2.2
Avg. Stride Length [m]	6.3	7.2	7.2	7.1	7.1	7.2	7.1	6.8



- [] Ranking at each section and finish
- .-.- No data available at this section
- NA No data available



Horse/Jockey Name	Sharp Dazzler
Final Rank	9
Fastest Section Time (Section)	0:11.64 (1400m)
Top Speed [km/h] (Section)	63.8 (1200m)
Race State	Finished



Sunshine Coast QLD Professional

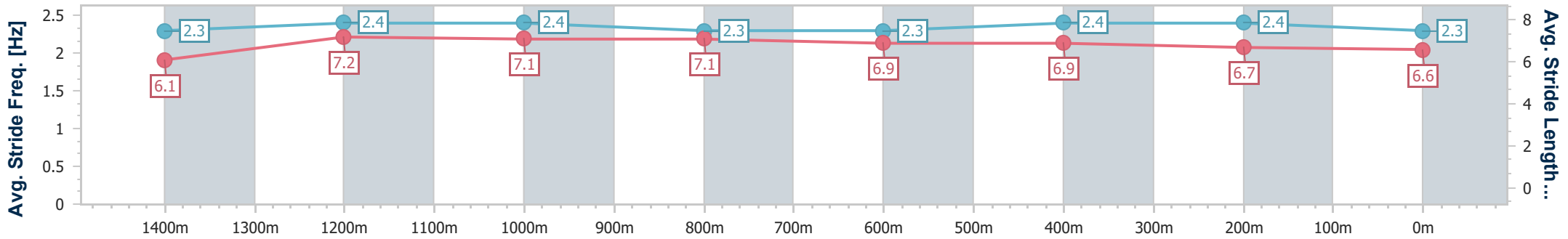
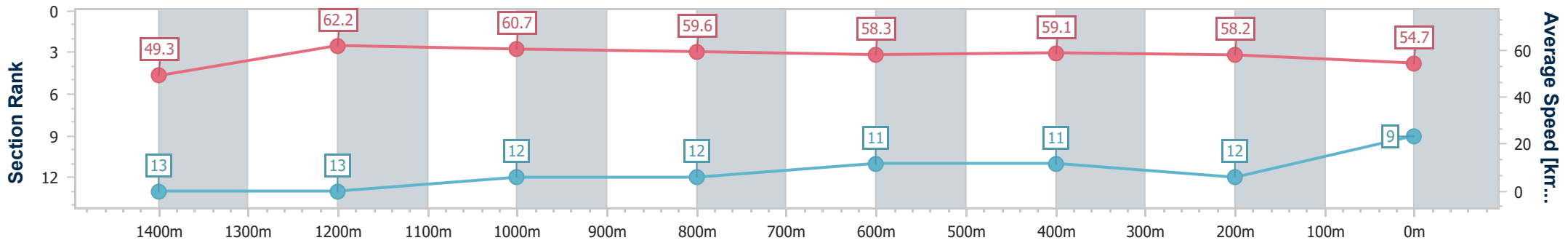
Race 6: DOUBLE R GROUP WINX GUINEAS - 1600m



14 July 2024 - 15:27

Track Rating: Heavy 9, Weather: Fine, Rail Position: True

Section	Overall	1400m	1200m	1000m	800m	600m	400m	200m
Section Times	1:40.54 [9] (0:14.62)	1:25.92 [13] (0:11.64)	1:14.28 [13] (0:11.84)	1:02.44 [12] (0:12.19)	0:50.25 [12] (0:12.43)	0:37.82 [11] (0:12.28)	0:25.54 [11] (0:12.35)	0:13.19 [12] (0:13.19)
Average Speed [km/h]	49.3	62.2	60.7	59.6	58.3	59.1	58.2	54.7
Top Speed [km/h]	62.7	62.5	63.8	60.1	59.7	59.4	59.6	56.8
Avg. Dist. to Rail [m]	10.1	2.4	1.7	2.2	1.4	0.9	4.2	6.7
Avg. Stride Freq. [Hz]	2.3	2.4	2.4	2.3	2.3	2.4	2.4	2.3
Avg. Stride Length [m]	6.1	7.2	7.1	7.1	6.9	6.9	6.7	6.6



- [] Ranking at each section and finish
- .-.- No data available at this section
- NA No data available



Horse/Jockey Name	Becamo
Final Rank	10
Fastest Section Time (Section)	0:10.94 (1400m)
Top Speed [km/h] (Section)	68.8 (1400m)
Race State	Finished



Sunshine Coast QLD Professional

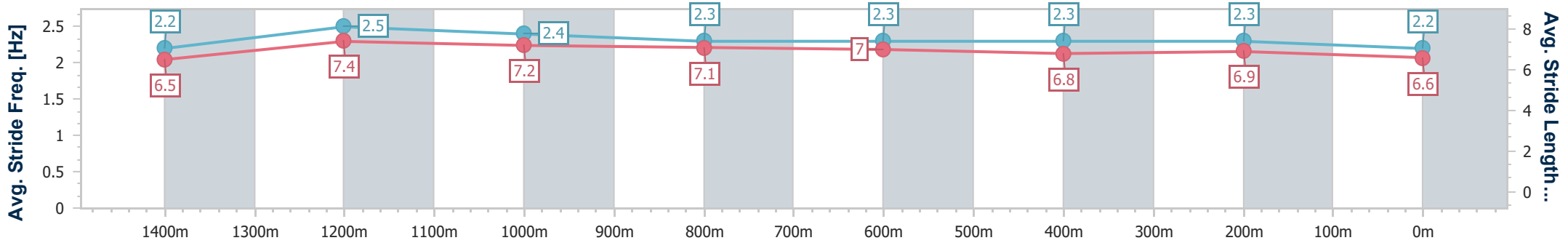
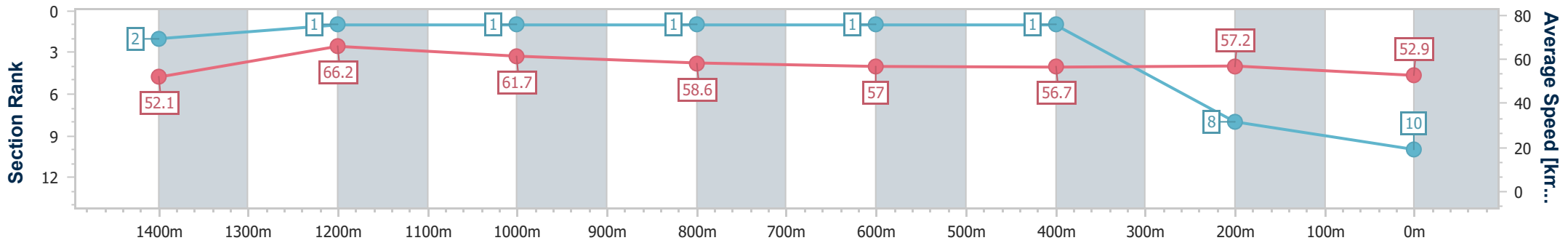
Race 6: DOUBLE R GROUP WINX GUINEAS - 1600m



14 July 2024 - 15:27

Track Rating: Heavy 9, Weather: Fine, Rail Position: True

Section	Overall	1400m	1200m	1000m	800m	600m	400m	200m
Section Times	1:40.62 [10] (0:13.86)	1:26.76 [2] (0:10.94)	1:15.82 [1] (0:11.70)	1:04.12 [1] (0:12.38)	0:51.74 [1] (0:12.71)	0:39.03 [1] (0:12.81)	0:26.22 [1] (0:12.60)	0:13.62 [8] (0:13.62)
Average Speed [km/h]	52.1	66.2	61.7	58.6	57.0	56.7	57.2	52.9
Top Speed [km/h]	68.3	68.8	63.0	60.2	57.5	58.2	58.1	55.3
Avg. Dist. to Rail [m]	16.6	5.5	2.4	2.2	1.4	1.4	6.0	7.9
Avg. Stride Freq. [Hz]	2.2	2.5	2.4	2.3	2.3	2.3	2.3	2.2
Avg. Stride Length [m]	6.5	7.4	7.2	7.1	7.0	6.8	6.9	6.6



- [] Ranking at each section and finish
- .-.-.- No data available at this section
- NA No data available



Horse/Jockey Name	Watermelon
Final Rank	11
Fastest Section Time (Section)	0:11.74 (1400m)
Top Speed [km/h] (Section)	63.8 (Overall)
Race State	Finished



Sunshine Coast QLD Professional

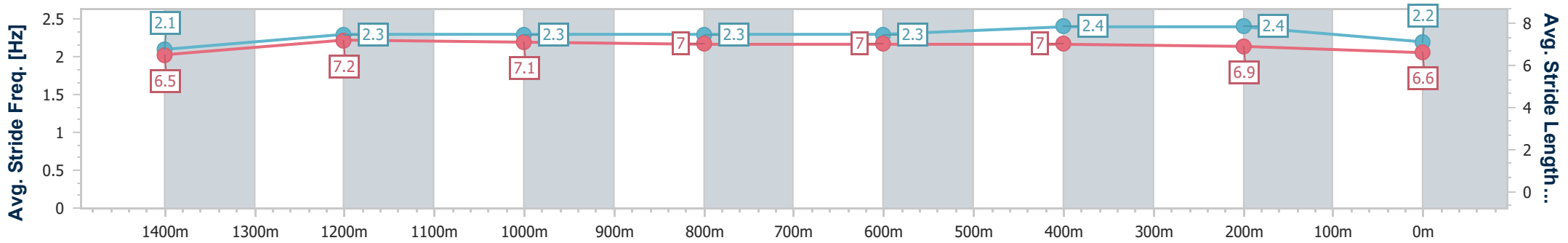
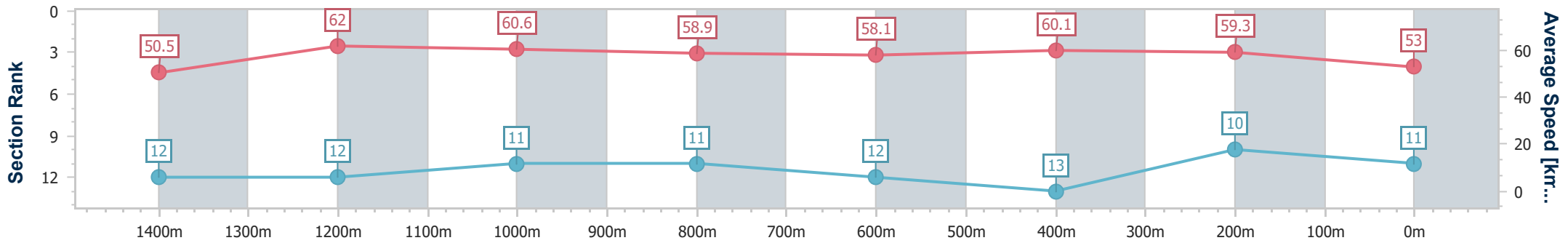
Race 6: DOUBLE R GROUP WINX GUINEAS - 1600m



14 July 2024 - 15:27

Track Rating: Heavy 9, Weather: Fine, Rail Position: True

Section	Overall	1400m	1200m	1000m	800m	600m	400m	200m
Section Times	1:40.79 [11] (0:14.30)	1:26.49 [12] (0:11.74)	1:14.75 [12] (0:11.89)	1:02.86 [11] (0:12.31)	0:50.55 [11] (0:12.59)	0:37.96 [12] (0:12.21)	0:25.75 [13] (0:12.18)	0:13.57 [10] (0:13.57)
Average Speed [km/h]	50.5	62.0	60.6	58.9	58.1	60.1	59.3	53.0
Top Speed [km/h]	63.8	62.9	63.0	60.1	59.5	60.6	60.5	56.5
Avg. Dist. to Rail [m]	7.7	4.1	3.6	3.4	2.5	3.2	9.1	11.3
Avg. Stride Freq. [Hz]	2.1	2.3	2.3	2.3	2.3	2.4	2.4	2.2
Avg. Stride Length [m]	6.5	7.2	7.1	7.0	7.0	7.0	6.9	6.6



- [] Ranking at each section and finish
- .-.- No data available at this section
- NA No data available



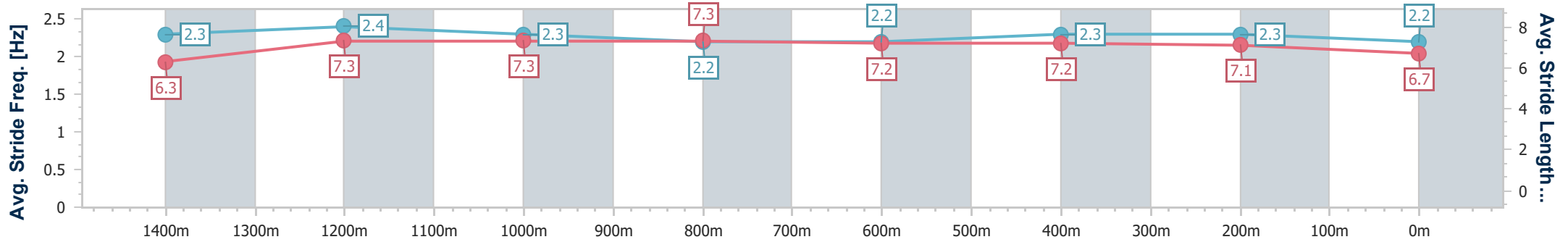
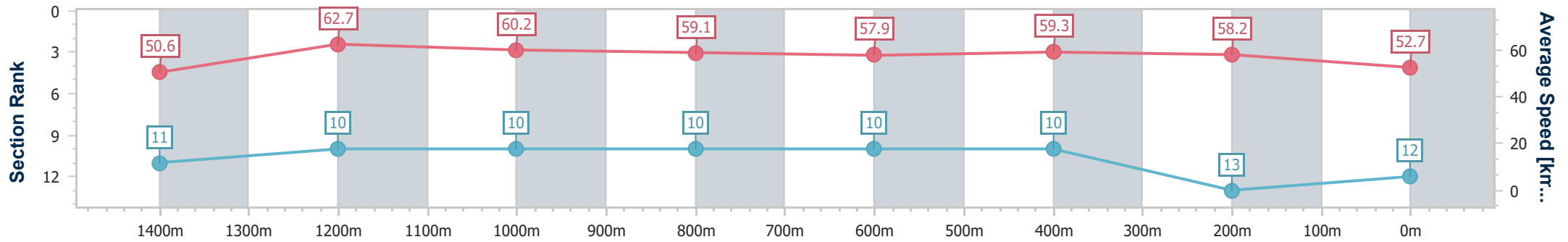
Horse/Jockey Name	Ringer's Reward
Final Rank	12
Fastest Section Time (Section)	0:11.55 (1400m)
Top Speed [km/h] (Section)	64.1 (Overall)
Race State	Finished



Sunshine Coast QLD Professional
 Race 6: DOUBLE R GROUP WINX GUINEAS - 1600m
 14 July 2024 - 15:27
 Track Rating: Heavy 9, Weather: Fine, Rail Position: True



Section	Overall	1400m	1200m	1000m	800m	600m	400m	200m
Section Times	1:40.98 [12] (0:14.25)	1:26.73 [11] (0:11.55)	1:15.18 [10] (0:11.98)	1:03.20 [10] (0:12.29)	0:50.91 [10] (0:12.59)	0:38.32 [10] (0:12.33)	0:25.99 [10] (0:12.38)	0:13.61 [13] (0:13.61)
Average Speed [km/h]	50.6	62.7	60.2	59.1	57.9	59.3	58.2	52.7
Top Speed [km/h]	64.1	63.0	62.3	60.1	59.4	59.8	59.0	55.9
Avg. Dist. to Rail [m]	5.7	3.3	3.0	3.1	2.6	2.1	5.2	7.2
Avg. Stride Freq. [Hz]	2.3	2.4	2.3	2.2	2.2	2.3	2.3	2.2
Avg. Stride Length [m]	6.3	7.3	7.3	7.3	7.2	7.2	7.1	6.7



- [] Ranking at each section and finish
- .-.- No data available at this section
- NA No data available



Horse/Jockey Name	Meat Pie Artie
Final Rank	13
Fastest Section Time (Section)	0:11.39 (1400m)
Top Speed [km/h] (Section)	66.0 (1400m)
Race State	Finished



Sunshine Coast QLD Professional

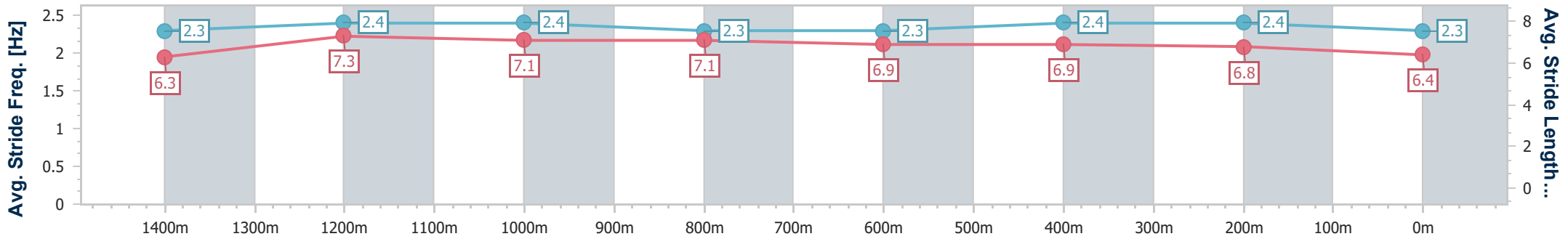
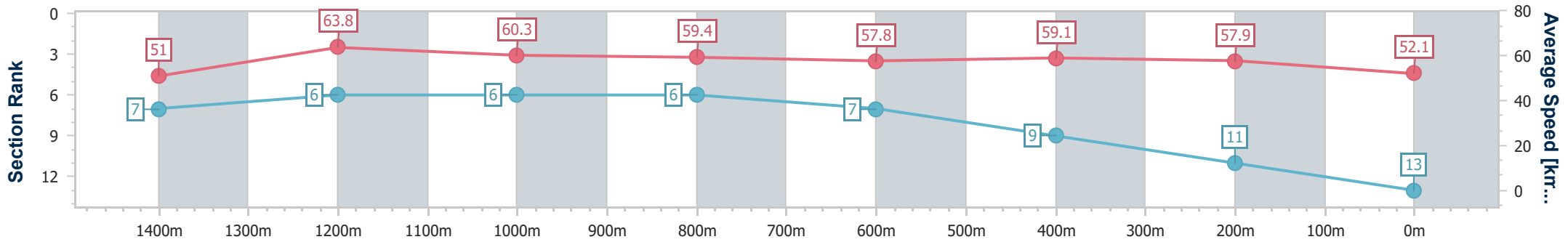
Race 6: DOUBLE R GROUP WINX GUINEAS - 1600m



14 July 2024 - 15:27

Track Rating: Heavy 9, Weather: Fine, Rail Position: True

Section	Overall	1400m	1200m	1000m	800m	600m	400m	200m
Section Times	1:41.10 [13] (0:14.08)	1:27.02 [7] (0:11.39)	1:15.63 [6] (0:12.01)	1:03.62 [6] (0:12.24)	0:51.38 [6] (0:12.68)	0:38.70 [7] (0:12.44)	0:26.26 [9] (0:12.45)	0:13.81 [11] (0:13.81)
Average Speed [km/h]	51.0	63.8	60.3	59.4	57.8	59.1	57.9	52.1
Top Speed [km/h]	65.8	66.0	63.5	60.5	59.4	60.2	60.0	55.1
Avg. Dist. to Rail [m]	9.6	4.2	4.1	4.0	3.2	3.6	7.9	9.8
Avg. Stride Freq. [Hz]	2.3	2.4	2.4	2.3	2.3	2.4	2.4	2.3
Avg. Stride Length [m]	6.3	7.3	7.1	7.1	6.9	6.9	6.8	6.4



- [] Ranking at each section and finish
- .-.- No data available at this section
- NA No data available



Sunshine Coast QLD Professional

Race 7: TAB GLASSHOUSE HANDICAP - 1400m

14 July 2024 - 16:05



Track Rating: Heavy 9, Weather: Fine, Rail Position: True

Section		Overall	1200m	1000m	800m	600m	400m	Last 600m				
Field Times		1:25.03 (0:13.56)	1:11.47 (0:11.19)	1:00.28 (0:11.91)	0:48.37 (0:12.11)	0:36.26 (0:12.15)	0:24.11 (0:11.71)	0:36.26				
Rank	TAB Horse/Jockey	Barrier	Top Speed [km/h]	Fastest Section	Distance Travelled [m]							
1	10 PUNCH LANE Kyle Wilson-Taylor	2	66.3 1200m	0:11.19 1200m	1:25.03 [1] (0:13.56)	1:11.47 [1] (0:11.19)	1:00.28 [1] (0:11.94)	0:48.34 [2] (0:12.08)	0:36.26 [1] (0:12.15)	0:24.11 [1] (0:11.71)	0:36.26	
2	3 AT WITZ END Samantha Collett	9	66.8 Overall	0:11.19 1200m	1:25.51 [2] (0:13.61)	1:11.90 [2] (0:11.19)	1:00.71 [2] (0:11.86)	0:48.85 [1] (0:12.19)	0:36.66 [2] (0:12.17)	0:24.49 [2] (0:11.80)	0:36.66	+5
3	7 WATEGOS Rachel King	7	66.0 1200m	0:11.28 1200m	1:25.58 [3] (0:13.86)	1:11.72 [4] (0:11.28)	1:00.44 [5] (0:11.88)	0:48.56 [5] (0:12.19)	0:36.37 [5] (0:12.10)	0:24.27 [5] (0:11.64)	0:36.37	+8
4	1 THE INEVITABLE Craig Newitt	12	64.5 1200m	0:11.44 1200m	1:25.63 [4] (0:14.42)	1:11.21 [12] (0:11.44)	0:59.77 [12] (0:11.88)	0:47.89 [12] (0:12.07)	0:35.82 [10] (0:11.85)	0:23.97 [11] (0:11.44)	0:35.82	+11
5	12 WILLINGA BEAST Ron Stewart	4	65.5 1200m	0:11.23 1200m	1:25.77 [5] (0:14.13)	1:11.64 [8] (0:11.23)	1:00.41 [7] (0:11.70)	0:48.71 [6] (0:12.26)	0:36.45 [6] (0:12.01)	0:24.44 [6] (0:11.60)	0:36.45	+4
6	5 EN FRANCAIS Lachlan Neindorf	10	65.9 1200m	0:11.39 1200m	1:25.79 [6] (0:14.21)	1:11.58 [10] (0:11.39)	1:00.19 [10] (0:12.07)	0:48.12 [11] (0:12.16)	0:35.96 [12] (0:11.84)	0:24.12 [13] (0:11.67)	0:35.96	+8
7	4 IRISH SONGS Jake Bayliss	5	65.3 1200m	0:11.31 1200m	1:25.86 [7] (0:14.04)	1:11.82 [7] (0:11.31)	1:00.51 [6] (0:11.93)	0:48.58 [7] (0:12.21)	0:36.37 [8] (0:12.00)	0:24.37 [7] (0:11.62)	0:36.37	+2
8	13 WOLLOMBI Angela Jones	6	67.0 1200m	0:11.30 1200m	1:26.03 [8] (0:14.30)	1:11.73 [11] (0:11.30)	1:00.43 [9] (0:11.86)	0:48.57 [9] (0:12.21)	0:36.36 [9] (0:11.87)	0:24.49 [10] (0:11.54)	0:36.36	+5
9	14 MIDNIGHT IN TOKYO Damien Thornton	11	65.1 1200m	0:11.40 400m	1:26.06 [9] (0:14.18)	1:11.88 [9] (0:11.51)	1:00.37 [11] (0:11.91)	0:48.46 [10] (0:12.22)	0:36.24 [11] (0:11.71)	0:24.53 [9] (0:11.40)	0:36.24	+11
10	8 WHAT YOU NEED Jye McNeil	8	65.0 1200m	0:11.42 1200m	1:26.22 [10] (0:14.00)	1:12.22 [6] (0:11.42)	1:00.80 [8] (0:11.87)	0:48.93 [8] (0:12.11)	0:36.82 [7] (0:12.10)	0:24.72 [8] (0:11.70)	0:36.82	+10

Scratched: Rocketing By (#2)

[] Ranking at each section and finish
 -:-:- No data available at this section
 NA No data available

SCN Saddle cloth number
 DNF Did not finish
 DNT Did not track



Sunshine Coast QLD Professional
Race 7: TAB GLASSHOUSE HANDICAP - 1400m
14 July 2024 - 16:05



Track Rating: Heavy 9, Weather: Fine, Rail Position: True

Section		Overall	1200m	1000m	800m	600m	400m	Last 600m				
Field Times		1:25.03 (0:13.56)	1:11.47 (0:11.19)	1:00.28 (0:11.91)	0:48.37 (0:12.11)	0:36.26 (0:12.15)	0:24.11 (0:11.71)	0:36.26				
Rank	TAB Horse/Jockey	Barrier	Top Speed [km/h]	Fastest Section	Distance Travelled [m]							
11	9 ITA Micheal Hellyer	13	64.5 1200m	0:11.59 1200m	1:26.39 [11] (0:14.42)	1:11.97 [13] (0:11.59)	1:00.38 [13] (0:11.81)	0:48.57 [13] (0:12.05)	0:36.52 [13] (0:11.80)	0:24.72 [12] (0:11.88)	0:36.52	+4
12	11 GREY RIVER Cejay Graham	3	65.1 1200m	0:11.23 1200m	1:26.50 [12] (0:13.79)	1:12.71 [3] (0:11.23)	1:01.48 [3] (0:11.97)	0:49.51 [4] (0:12.21)	0:37.30 [4] (0:12.10)	0:25.20 [4] (0:11.92)	0:37.30	+2
13	6 SINAWANN Jim Byrne	1	65.9 1200m	0:11.16 1200m	1:26.52 [13] (0:13.91)	1:12.61 [5] (0:11.16)	1:01.45 [4] (0:11.78)	0:49.67 [3] (0:12.16)	0:37.51 [3] (0:12.24)	0:25.27 [3] (0:11.98)	0:37.51	+2

Scratched: Rocketing By (#2)

[] Ranking at each section and finish
 -:-:-:- No data available at this section
 NA No data available

SCN Saddle cloth number
 DNF Did not finish
 DNT Did not track



Sunshine Coast QLD Professional
Race 7: TAB GLASSHOUSE HANDICAP - 1400m
14 July 2024 - 16:05



Track Rating: Heavy 9, Weather: Fine, Rail Position: True

Section							200m			Last 600m
Field Times							0:12.40			0:36.26
							(0:12.40)			
Rank	TAB	Horse/Jockey	Barrier	Top Speed [km/h]	Fastest Section	Margin			Distance Travelled [m]	
1	10	PUNCH LANE Kyle Wilson-Taylor	2	66.3 1200m	0:11.19 1200m	0:12.40 [1] (0:12.40)	1:25.03			0:36.26
2	3	AT WITZ END Samantha Collett	9	66.8 Overall	0:11.19 1200m	0:12.69 [2] (0:12.69)	2.8L			0:36.66 +5
3	7	WATEGOS Rachel King	7	66.0 1200m	0:11.28 1200m	0:12.63 [5] (0:12.63)	3.1L			0:36.37 +8
4	1	THE INEVITABLE Craig Newitt	12	64.5 1200m	0:11.44 1200m	0:12.53 [7] (0:12.53)	3.3L			0:35.82 +11
5	12	WILLINGA BEAST Ron Stewart	4	65.5 1200m	0:11.23 1200m	0:12.84 [3] (0:12.84)	4.1L			0:36.45 +4
6	5	EN FRANCAIS Lachlan Neindorf	10	65.9 1200m	0:11.39 1200m	0:12.45 [12] (0:12.45)	4.2L			0:35.96 +8
7	4	IRISH SONGS Jake Bayliss	5	65.3 1200m	0:11.31 1200m	0:12.75 [8] (0:12.75)	4.5L			0:36.37 +2
8	13	WOLLOMBI Angela Jones	6	67.0 1200m	0:11.30 1200m	0:12.95 [6] (0:12.95)	5.5L			0:36.36 +5
9	14	MIDNIGHT IN TOKYO Damien Thornton	11	65.1 1200m	0:11.40 400m	0:13.13 [4] (0:13.13)	5.6L			0:36.24 +11
10	8	WHAT YOU NEED Jye McNeil	8	65.0 1200m	0:11.42 1200m	0:13.02 [9] (0:13.02)	6.4L			0:36.82 +10

Scratched: Rocketing By (#2)

[] Ranking at each section and finish
 -:-:- No data available at this section
 NA No data available

SCN Saddle cloth number
 DNF Did not finish
 DNT Did not track



Sunshine Coast QLD Professional
Race 7: TAB GLASSHOUSE HANDICAP - 1400m
14 July 2024 - 16:05



Track Rating: Heavy 9, Weather: Fine, Rail Position: True

Section				200m				Last 600m	
Field Times				0:12.40 (0:12.40)				0:36.26	
Rank	TAB	Horse/Jockey	Barrier	Top Speed [km/h]	Fastest Section	Margin			Distance Travelled [m]
11	9	ITA Micheal Hellyer	13	64.5 1200m	0:11.59 1200m	0:12.84 [13] (0:12.84)	7.2L		0:36.52 +4
12	11	GREY RIVER Cejay Graham	3	65.1 1200m	0:11.23 1200m	0:13.28 [10] (0:13.28)	7.7L		0:37.30 +2
13	6	SINAWANN Jim Byrne	1	65.9 1200m	0:11.16 1200m	0:13.29 [11] (0:13.29)	7.8L		0:37.51 +2

Scratched: Rocketing By (#2)



Horse/Jockey Name	Punch Lane
Final Rank	1
Fastest Section Time (Section)	0:11.19 (1200m)
Top Speed [km/h] (Section)	66.3 (1200m)
Race State	Finished



Sunshine Coast QLD Professional

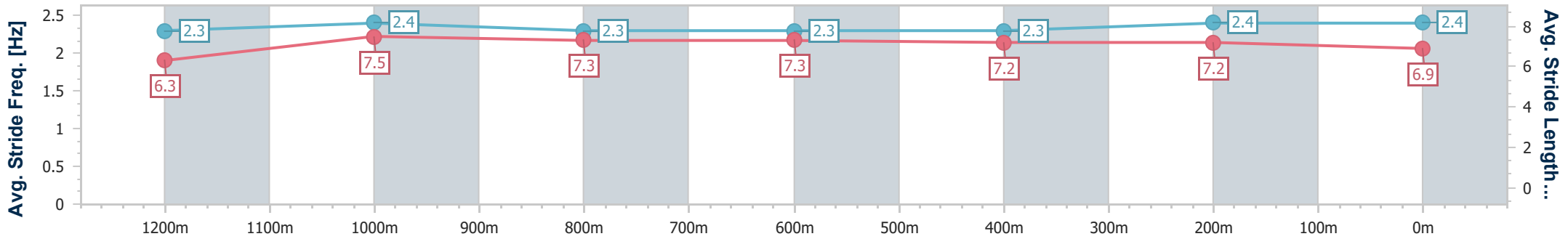
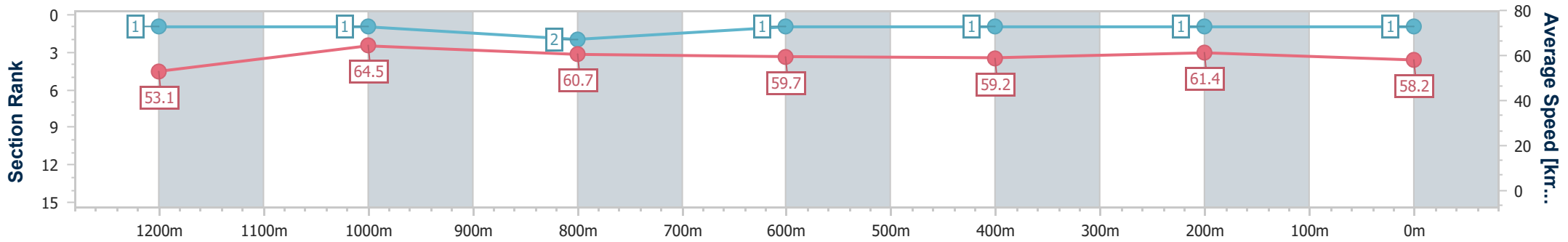
Race 7: TAB GLASSHOUSE HANDICAP - 1400m



14 July 2024 - 16:05

Track Rating: Heavy 9, Weather: Fine, Rail Position: True

Section	Overall	1200m	1000m	800m	600m	400m	200m
Section Times	1:25.03 [1] (0:13.56)	1:11.47 [1] (0:11.19)	1:00.28 [1] (0:11.94)	0:48.34 [2] (0:12.08)	0:36.26 [1] (0:12.15)	0:24.11 [1] (0:11.71)	0:12.40 [1] (0:12.40)
Average Speed [km/h]	53.1	64.5	60.7	59.7	59.2	61.4	58.2
Top Speed [km/h]	65.8	66.3	63.1	60.9	59.9	62.6	61.0
Avg. Dist. to Rail [m]	8.2	4.7	2.8	0.6	0.2	3.9	5.9
Avg. Stride Freq. [Hz]	2.3	2.4	2.3	2.3	2.3	2.4	2.4
Avg. Stride Length [m]	6.3	7.5	7.3	7.3	7.2	7.2	6.9



- [] Ranking at each section and finish
- .-.-.- No data available at this section
- NA No data available



Horse/Jockey Name	At Witz End
Final Rank	2
Fastest Section Time (Section)	0:11.19 (1200m)
Top Speed [km/h] (Section)	66.8 (Overall)
Race State	Finished



Sunshine Coast QLD Professional

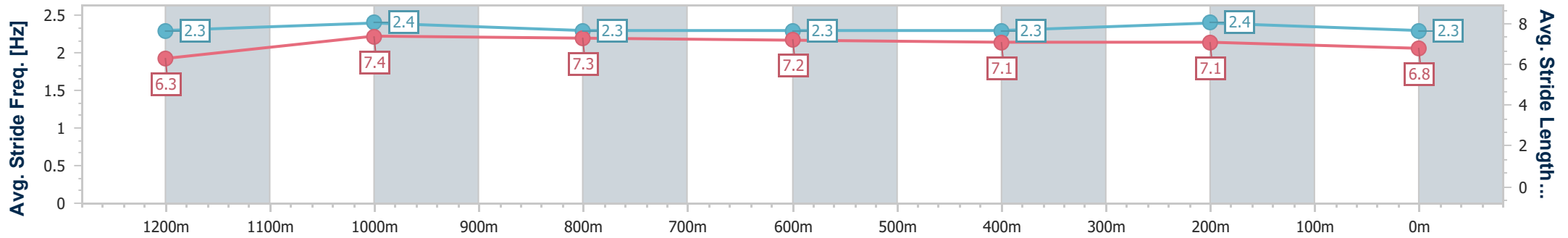
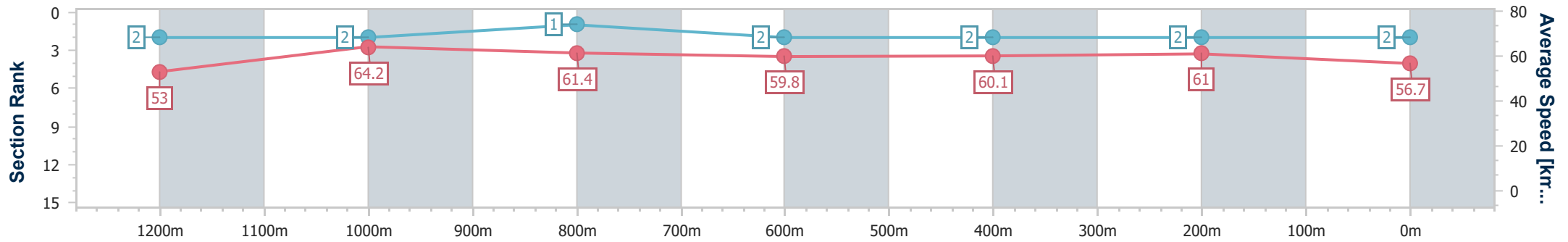
Race 7: TAB GLASSHOUSE HANDICAP - 1400m



14 July 2024 - 16:05

Track Rating: Heavy 9, Weather: Fine, Rail Position: True

Section	Overall	1200m	1000m	800m	600m	400m	200m
Section Times	1:25.51 [2] (0:13.61)	1:11.90 [2] (0:11.19)	1:00.71 [2] (0:11.86)	0:48.85 [1] (0:12.19)	0:36.66 [2] (0:12.17)	0:24.49 [2] (0:11.80)	0:12.69 [2] (0:12.69)
Average Speed [km/h]	53.0	64.2	61.4	59.8	60.1	61.0	56.7
Top Speed [km/h]	66.8	66.8	62.5	61.9	61.0	61.9	60.0
Avg. Dist. to Rail [m]	13.3	7.0	4.1	2.5	2.0	6.4	8.0
Avg. Stride Freq. [Hz]	2.3	2.4	2.3	2.3	2.3	2.4	2.3
Avg. Stride Length [m]	6.3	7.4	7.3	7.2	7.1	7.1	6.8



- [] Ranking at each section and finish
- .-.- No data available at this section
- NA No data available



Horse/Jockey Name	Wategos
Final Rank	3
Fastest Section Time (Section)	0:11.28 (1200m)
Top Speed [km/h] (Section)	66.0 (1200m)
Race State	Finished



Sunshine Coast QLD Professional

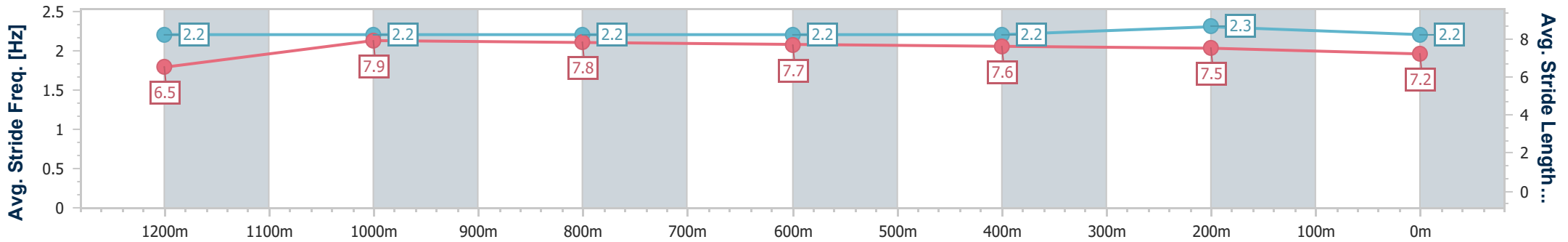
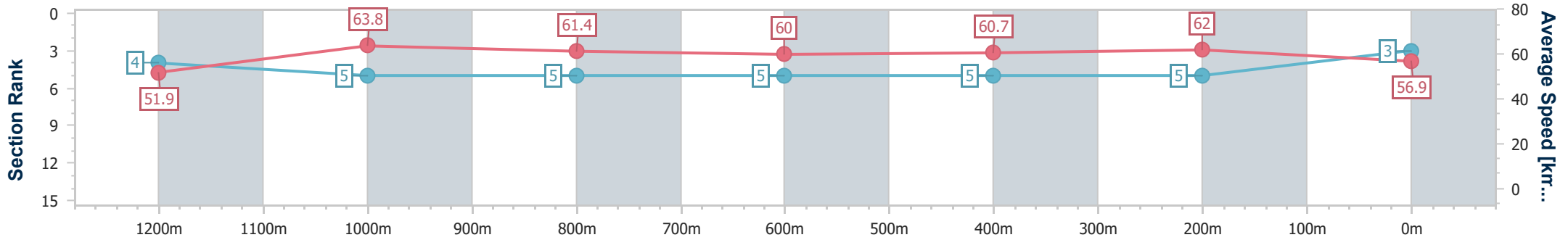
Race 7: TAB GLASSHOUSE HANDICAP - 1400m



14 July 2024 - 16:05

Track Rating: Heavy 9, Weather: Fine, Rail Position: True

Section	Overall	1200m	1000m	800m	600m	400m	200m
Section Times	1:25.58 [3] (0:13.86)	1:11.72 [4] (0:11.28)	1:00.44 [5] (0:11.88)	0:48.56 [5] (0:12.19)	0:36.37 [5] (0:12.10)	0:24.27 [5] (0:11.64)	0:12.63 [5] (0:12.63)
Average Speed [km/h]	51.9	63.8	61.4	60.0	60.7	62.0	56.9
Top Speed [km/h]	64.0	66.0	63.3	61.0	62.3	62.8	60.5
Avg. Dist. to Rail [m]	12.0	6.9	4.3	3.5	3.4	8.3	9.6
Avg. Stride Freq. [Hz]	2.2	2.2	2.2	2.2	2.2	2.3	2.2
Avg. Stride Length [m]	6.5	7.9	7.8	7.7	7.6	7.5	7.2



- [] Ranking at each section and finish
- .-.- No data available at this section
- NA No data available



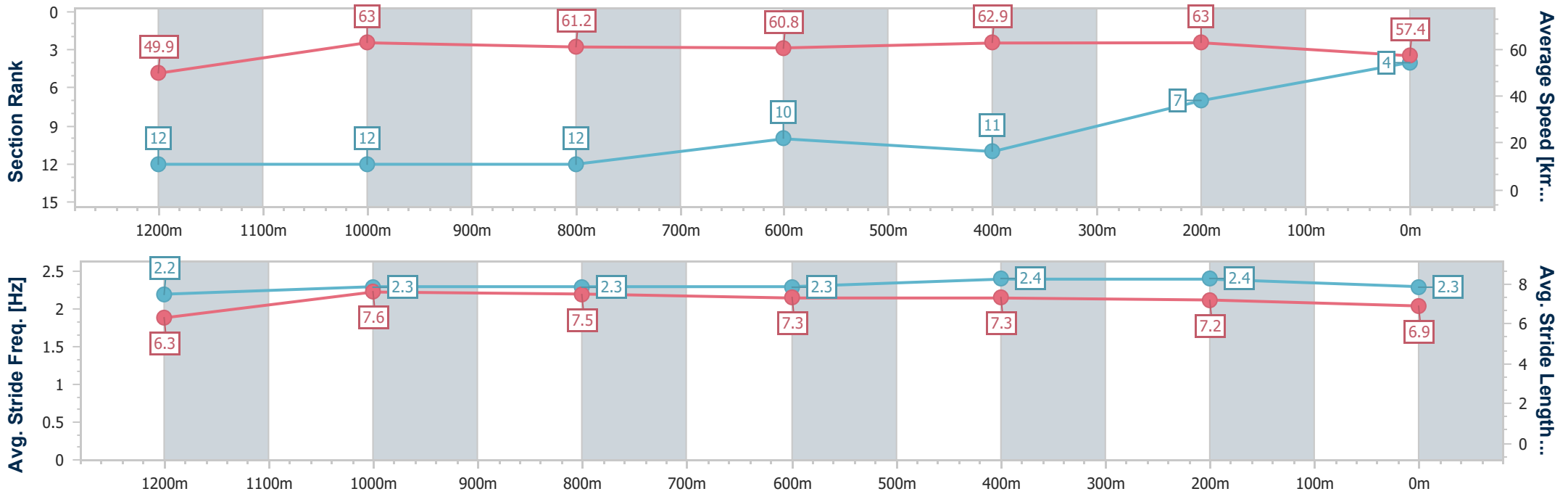
Horse/Jockey Name	The Inevitable
Final Rank	4
Fastest Section Time (Section)	0:11.44 (1200m)
Top Speed [km/h] (Section)	64.5 (1200m)
Race State	Finished



Sunshine Coast QLD Professional
 Race 7: TAB GLASSHOUSE HANDICAP - 1400m
 14 July 2024 - 16:05
 Track Rating: Heavy 9, Weather: Fine, Rail Position: True



Section	Overall	1200m	1000m	800m	600m	400m	200m
Section Times	1:25.63 [4] (0:14.42)	1:11.21 [12] (0:11.44)	0:59.77 [12] (0:11.88)	0:47.89 [12] (0:12.07)	0:35.82 [10] (0:11.85)	0:23.97 [11] (0:11.44)	0:12.53 [7] (0:12.53)
Average Speed [km/h]	49.9	63.0	61.2	60.8	62.9	63.0	57.4
Top Speed [km/h]	62.2	64.5	62.6	62.6	63.6	63.8	61.6
Avg. Dist. to Rail [m]	15.4	7.1	4.2	3.2	6.2	11.8	12.3
Avg. Stride Freq. [Hz]	2.2	2.3	2.3	2.3	2.4	2.4	2.3
Avg. Stride Length [m]	6.3	7.6	7.5	7.3	7.3	7.2	6.9



- [] Ranking at each section and finish
- .-.- No data available at this section
- NA No data available



Horse/Jockey Name	Willinga Beast
Final Rank	5
Fastest Section Time (Section)	0:11.23 (1200m)
Top Speed [km/h] (Section)	65.5 (1200m)
Race State	Finished



Sunshine Coast QLD Professional

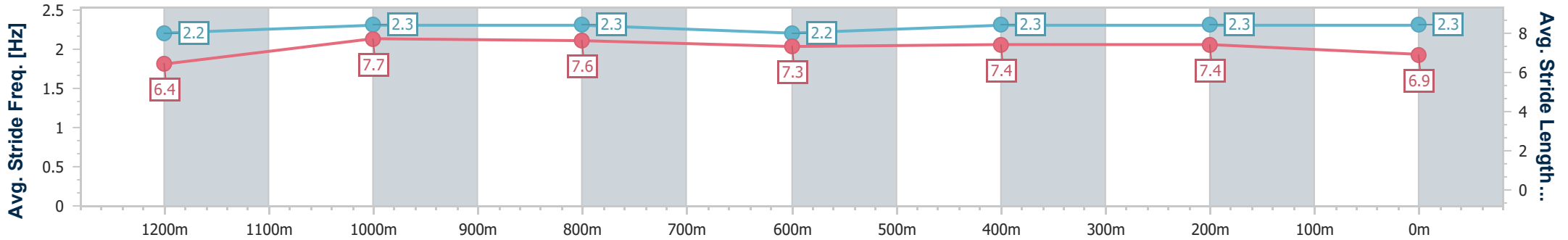
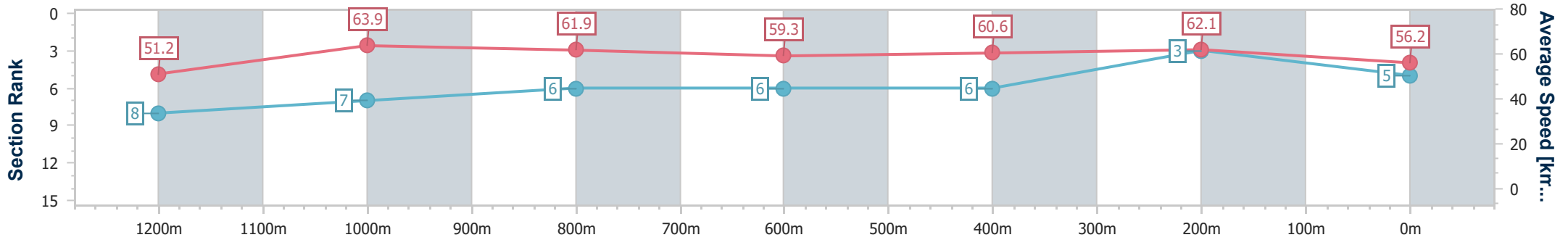
Race 7: TAB GLASSHOUSE HANDICAP - 1400m



14 July 2024 - 16:05

Track Rating: Heavy 9, Weather: Fine, Rail Position: True

Section	Overall	1200m	1000m	800m	600m	400m	200m
Section Times	1:25.77 [5] (0:14.13)	1:11.64 [8] (0:11.23)	1:00.41 [7] (0:11.70)	0:48.71 [6] (0:12.26)	0:36.45 [6] (0:12.01)	0:24.44 [6] (0:11.60)	0:12.84 [3] (0:12.84)
Average Speed [km/h]	51.2	63.9	61.9	59.3	60.6	62.1	56.2
Top Speed [km/h]	63.6	65.5	62.9	60.8	62.5	63.6	59.5
Avg. Dist. to Rail [m]	8.6	4.1	2.0	1.9	1.8	5.4	7.3
Avg. Stride Freq. [Hz]	2.2	2.3	2.3	2.2	2.3	2.3	2.3
Avg. Stride Length [m]	6.4	7.7	7.6	7.3	7.4	7.4	6.9



- [] Ranking at each section and finish
- .-.- No data available at this section
- NA No data available



Horse/Jockey Name	En Francais
Final Rank	6
Fastest Section Time (Section)	0:11.39 (1200m)
Top Speed [km/h] (Section)	65.9 (1200m)
Race State	Finished



Sunshine Coast QLD Professional

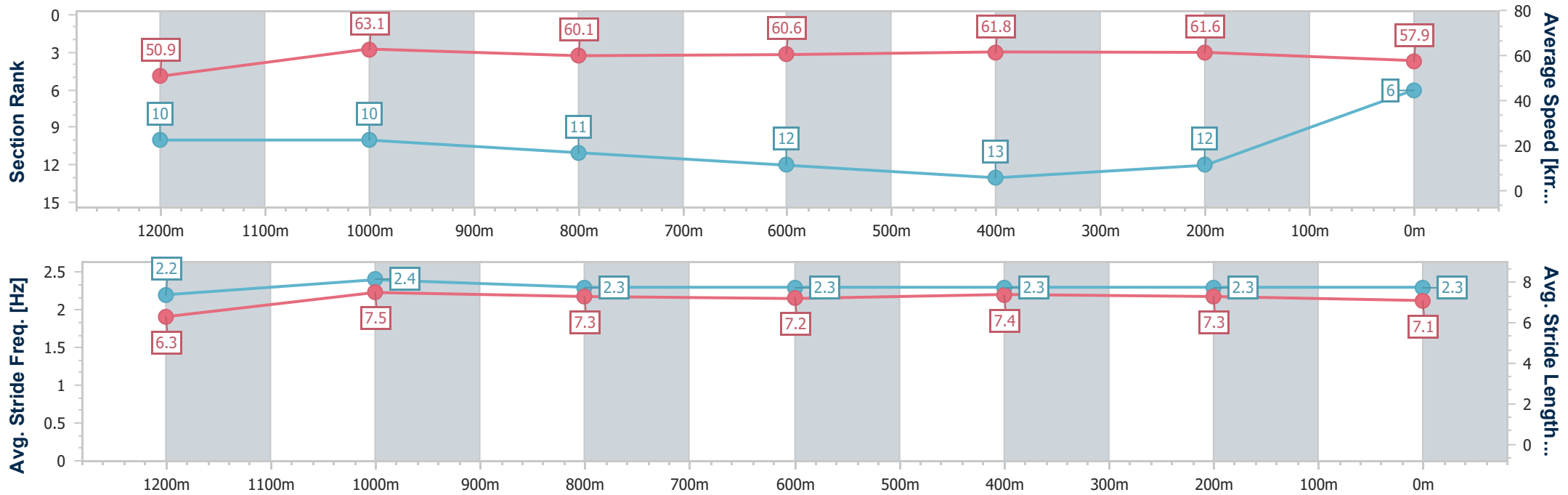
Race 7: TAB GLASSHOUSE HANDICAP - 1400m



14 July 2024 - 16:05

Track Rating: Heavy 9, Weather: Fine, Rail Position: True

Section	Overall	1200m	1000m	800m	600m	400m	200m
Section Times	1:25.79 [6] (0:14.21)	1:11.58 [10] (0:11.39)	1:00.19 [10] (0:12.07)	0:48.12 [11] (0:12.16)	0:35.96 [12] (0:11.84)	0:24.12 [13] (0:11.67)	0:12.45 [12] (0:12.45)
Average Speed [km/h]	50.9	63.1	60.1	60.6	61.8	61.6	57.9
Top Speed [km/h]	62.5	65.9	61.3	63.3	64.1	63.9	60.4
Avg. Dist. to Rail [m]	14.2	6.9	4.0	3.9	2.5	4.5	5.9
Avg. Stride Freq. [Hz]	2.2	2.4	2.3	2.3	2.3	2.3	2.3
Avg. Stride Length [m]	6.3	7.5	7.3	7.2	7.4	7.3	7.1



- [] Ranking at each section and finish
- .-.- No data available at this section
- NA No data available



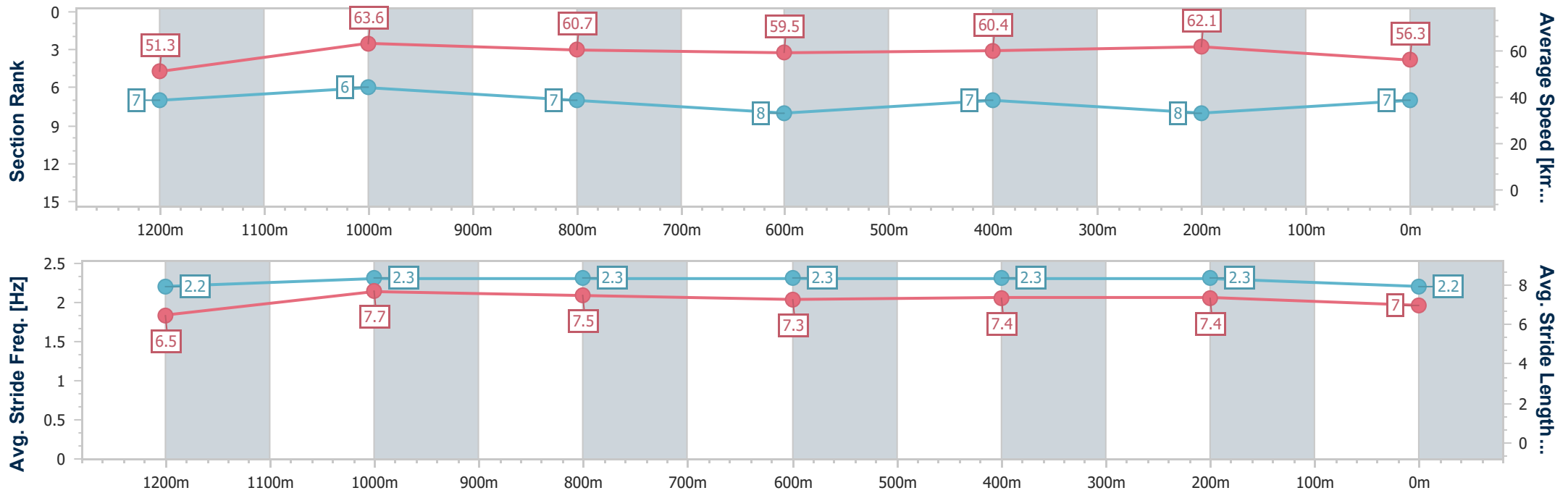
Horse/Jockey Name	Irish Songs
Final Rank	7
Fastest Section Time (Section)	0:11.31 (1200m)
Top Speed [km/h] (Section)	65.3 (1200m)
Race State	Finished



Sunshine Coast QLD Professional
 Race 7: TAB GLASSHOUSE HANDICAP - 1400m
 14 July 2024 - 16:05
 Track Rating: Heavy 9, Weather: Fine, Rail Position: True



Section	Overall	1200m	1000m	800m	600m	400m	200m
Section Times	1:25.86 [7] (0:14.04)	1:11.82 [7] (0:11.31)	1:00.51 [6] (0:11.93)	0:48.58 [7] (0:12.21)	0:36.37 [8] (0:12.00)	0:24.37 [7] (0:11.62)	0:12.75 [8] (0:12.75)
Average Speed [km/h]	51.3	63.6	60.7	59.5	60.4	62.1	56.3
Top Speed [km/h]	64.3	65.3	62.7	61.0	62.9	63.6	59.7
Avg. Dist. to Rail [m]	8.8	5.5	3.3	1.8	1.2	6.0	9.5
Avg. Stride Freq. [Hz]	2.2	2.3	2.3	2.3	2.3	2.3	2.2
Avg. Stride Length [m]	6.5	7.7	7.5	7.3	7.4	7.4	7.0



- [] Ranking at each section and finish
- .-.- No data available at this section
- NA No data available



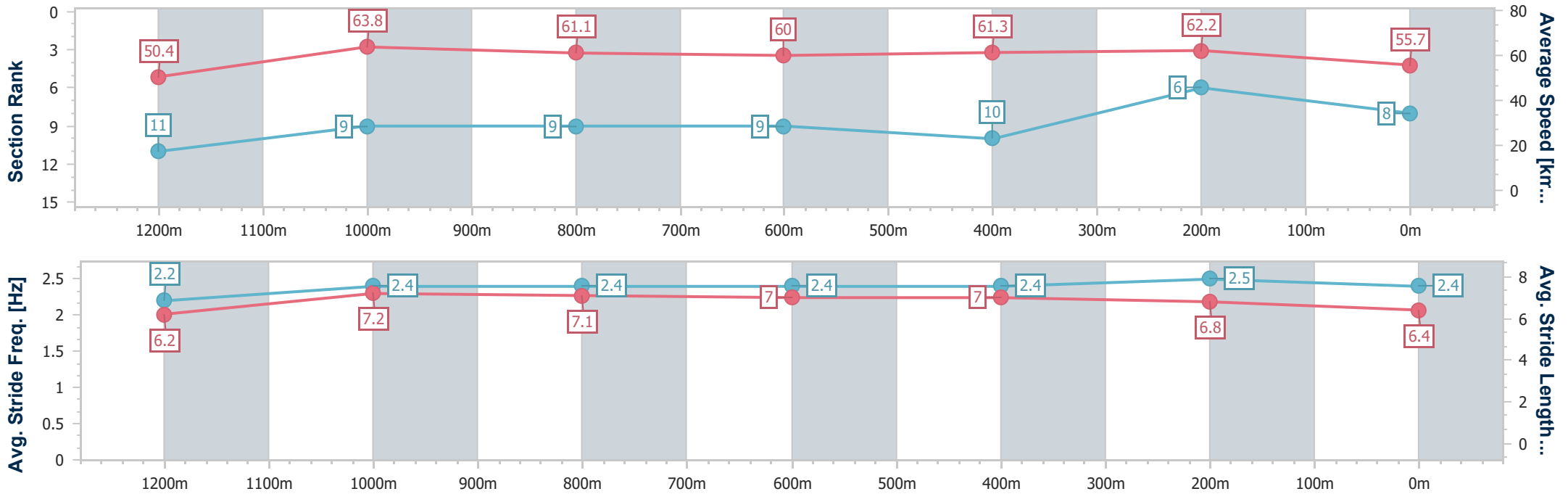
Horse/Jockey Name	Wollombi
Final Rank	8
Fastest Section Time (Section)	0:11.30 (1200m)
Top Speed [km/h] (Section)	67.0 (1200m)
Race State	Finished



Sunshine Coast QLD Professional
 Race 7: TAB GLASSHOUSE HANDICAP - 1400m
 14 July 2024 - 16:05
 Track Rating: Heavy 9, Weather: Fine, Rail Position: True



Section	Overall	1200m	1000m	800m	600m	400m	200m
Section Times	1:26.03 [8] (0:14.30)	1:11.73 [11] (0:11.30)	1:00.43 [9] (0:11.86)	0:48.57 [9] (0:12.21)	0:36.36 [9] (0:11.87)	0:24.49 [10] (0:11.54)	0:12.95 [6] (0:12.95)
Average Speed [km/h]	50.4	63.8	61.1	60.0	61.3	62.2	55.7
Top Speed [km/h]	63.1	67.0	63.2	61.7	62.1	64.2	60.7
Avg. Dist. to Rail [m]	11.1	6.1	3.5	3.3	1.1	3.3	5.3
Avg. Stride Freq. [Hz]	2.2	2.4	2.4	2.4	2.4	2.5	2.4
Avg. Stride Length [m]	6.2	7.2	7.1	7.0	7.0	6.8	6.4



- [] Ranking at each section and finish
- .-.- No data available at this section
- NA No data available



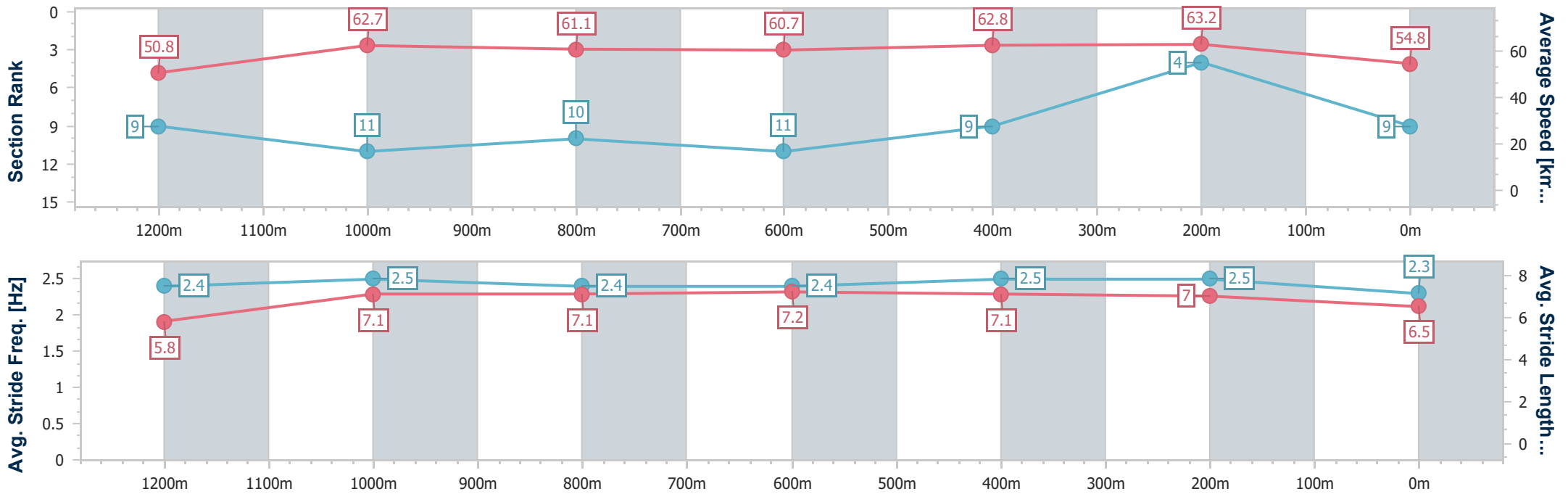
Horse/Jockey Name	Midnight In Tokyo
Final Rank	9
Fastest Section Time (Section)	0:11.40 (400m)
Top Speed [km/h] (Section)	65.1 (1200m)
Race State	Finished



Sunshine Coast QLD Professional
 Race 7: TAB GLASSHOUSE HANDICAP - 1400m
 14 July 2024 - 16:05
 Track Rating: Heavy 9, Weather: Fine, Rail Position: True



Section	Overall	1200m	1000m	800m	600m	400m	200m
Section Times	1:26.06 [9] (0:14.18)	1:11.88 [9] (0:11.51)	1:00.37 [11] (0:11.91)	0:48.46 [10] (0:12.22)	0:36.24 [11] (0:11.71)	0:24.53 [9] (0:11.40)	0:13.13 [4] (0:13.13)
Average Speed [km/h]	50.8	62.7	61.1	60.7	62.8	63.2	54.8
Top Speed [km/h]	61.7	65.1	63.1	62.9	64.0	64.2	60.5
Avg. Dist. to Rail [m]	16.0	8.3	5.3	4.7	3.4	9.2	11.1
Avg. Stride Freq. [Hz]	2.4	2.5	2.4	2.4	2.5	2.5	2.3
Avg. Stride Length [m]	5.8	7.1	7.1	7.2	7.1	7.0	6.5



- [] Ranking at each section and finish
- .-.- No data available at this section
- NA No data available



Horse/Jockey Name	What You Need
Final Rank	10
Fastest Section Time (Section)	0:11.42 (1200m)
Top Speed [km/h] (Section)	65.0 (1200m)
Race State	Finished



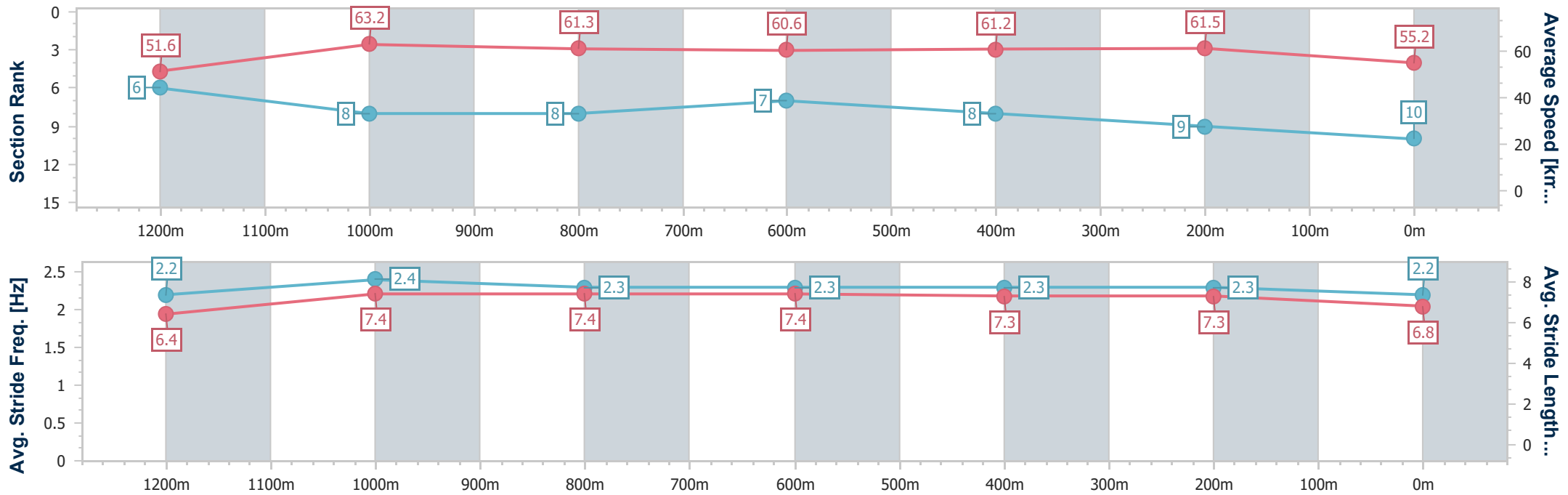
Sunshine Coast QLD Professional
Race 7: TAB GLASSHOUSE HANDICAP - 1400m



14 July 2024 - 16:05

Track Rating: Heavy 9, Weather: Fine, Rail Position: True

Section	Overall	1200m	1000m	800m	600m	400m	200m
Section Times	1:26.22 [10] (0:14.00)	1:12.22 [6] (0:11.42)	1:00.80 [8] (0:11.87)	0:48.93 [8] (0:12.11)	0:36.82 [7] (0:12.10)	0:24.72 [8] (0:11.70)	0:13.02 [9] (0:13.02)
Average Speed [km/h]	51.6	63.2	61.3	60.6	61.2	61.5	55.2
Top Speed [km/h]	62.6	65.0	63.2	62.4	63.1	62.6	60.9
Avg. Dist. to Rail [m]	12.7	6.7	4.0	3.8	4.1	8.9	10.6
Avg. Stride Freq. [Hz]	2.2	2.4	2.3	2.3	2.3	2.3	2.2
Avg. Stride Length [m]	6.4	7.4	7.4	7.4	7.3	7.3	6.8



- [] Ranking at each section and finish
- .-.- No data available at this section
- NA No data available



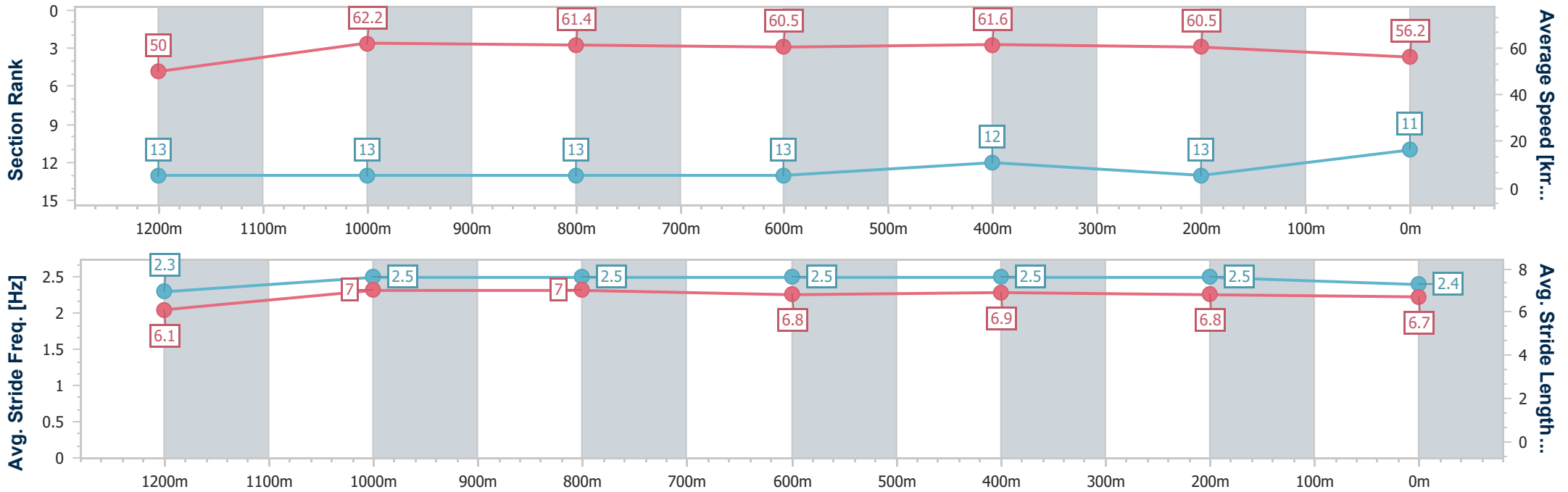
Horse/Jockey Name	Ita
Final Rank	11
Fastest Section Time (Section)	0:11.59 (1200m)
Top Speed [km/h] (Section)	64.5 (1200m)
Race State	Finished



Sunshine Coast QLD Professional
 Race 7: TAB GLASSHOUSE HANDICAP - 1400m
 14 July 2024 - 16:05
 Track Rating: Heavy 9, Weather: Fine, Rail Position: True



Section	Overall	1200m	1000m	800m	600m	400m	200m
Section Times	1:26.39 [11] (0:14.42)	1:11.97 [13] (0:11.59)	1:00.38 [13] (0:11.81)	0:48.57 [13] (0:12.05)	0:36.52 [13] (0:11.80)	0:24.72 [12] (0:11.88)	0:12.84 [13] (0:12.84)
Average Speed [km/h]	50.0	62.2	61.4	60.5	61.6	60.5	56.2
Top Speed [km/h]	62.4	64.5	63.5	63.6	62.9	62.6	58.2
Avg. Dist. to Rail [m]	16.4	7.2	2.5	2.3	1.5	4.3	7.3
Avg. Stride Freq. [Hz]	2.3	2.5	2.5	2.5	2.5	2.5	2.4
Avg. Stride Length [m]	6.1	7.0	7.0	6.8	6.9	6.8	6.7



- [] Ranking at each section and finish
- .-.- No data available at this section
- NA No data available



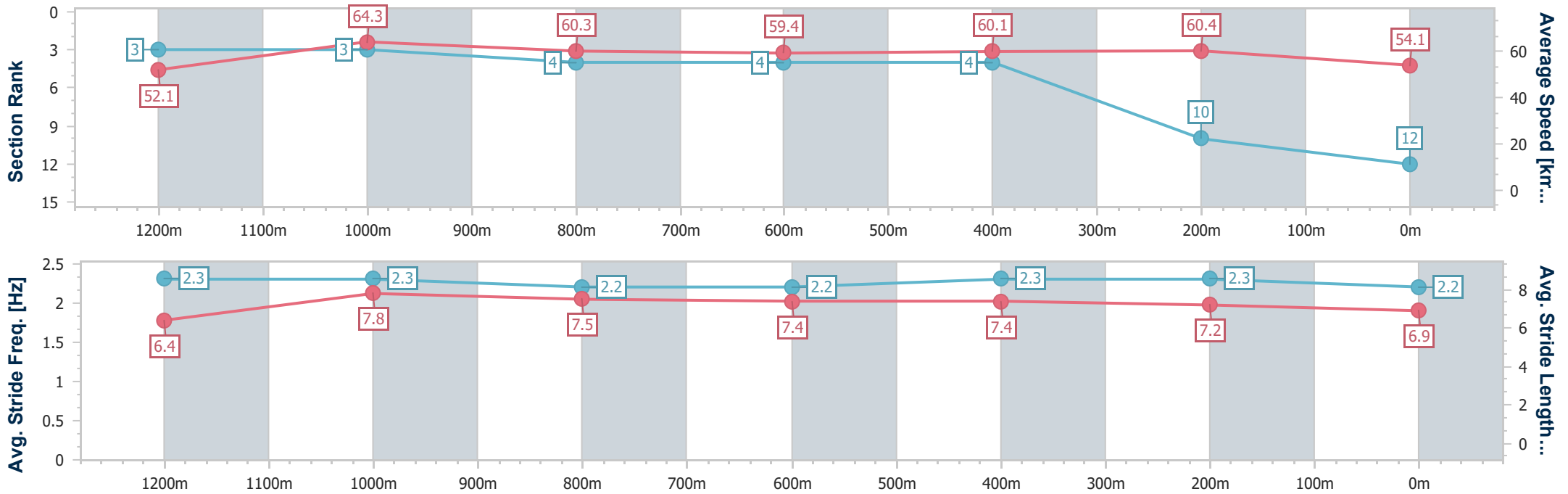
Horse/Jockey Name	Grey River
Final Rank	12
Fastest Section Time (Section)	0:11.23 (1200m)
Top Speed [km/h] (Section)	65.1 (1200m)
Race State	Finished



Sunshine Coast QLD Professional
 Race 7: TAB GLASSHOUSE HANDICAP - 1400m
 14 July 2024 - 16:05
 Track Rating: Heavy 9, Weather: Fine, Rail Position: True



Section	Overall	1200m	1000m	800m	600m	400m	200m
Section Times	1:26.50 [12] (0:13.79)	1:12.71 [3] (0:11.23)	1:01.48 [3] (0:11.97)	0:49.51 [4] (0:12.21)	0:37.30 [4] (0:12.10)	0:25.20 [4] (0:11.92)	0:13.28 [10] (0:13.28)
Average Speed [km/h]	52.1	64.3	60.3	59.4	60.1	60.4	54.1
Top Speed [km/h]	64.2	65.1	62.9	60.1	62.1	62.1	57.9
Avg. Dist. to Rail [m]	9.5	6.0	2.7	1.0	1.7	6.5	8.4
Avg. Stride Freq. [Hz]	2.3	2.3	2.2	2.2	2.3	2.3	2.2
Avg. Stride Length [m]	6.4	7.8	7.5	7.4	7.4	7.2	6.9



- [] Ranking at each section and finish
- .-.- No data available at this section
- NA No data available



Horse/Jockey Name	Sinawann
Final Rank	13
Fastest Section Time (Section)	0:11.16 (1200m)
Top Speed [km/h] (Section)	65.9 (1200m)
Race State	Finished



Sunshine Coast QLD Professional

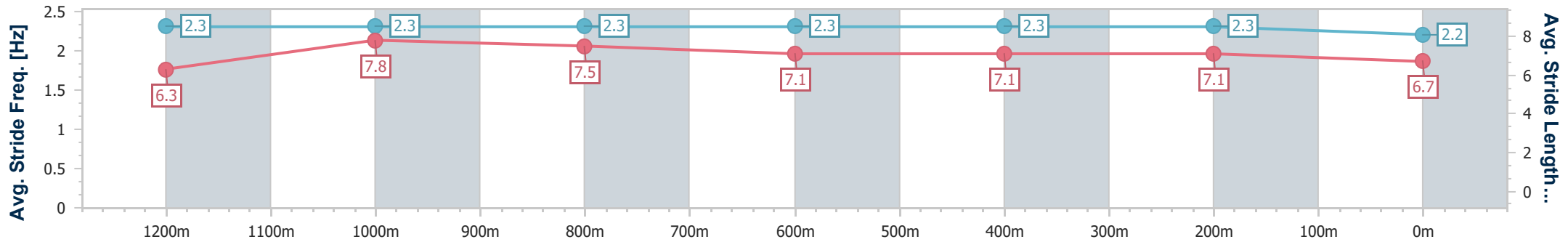
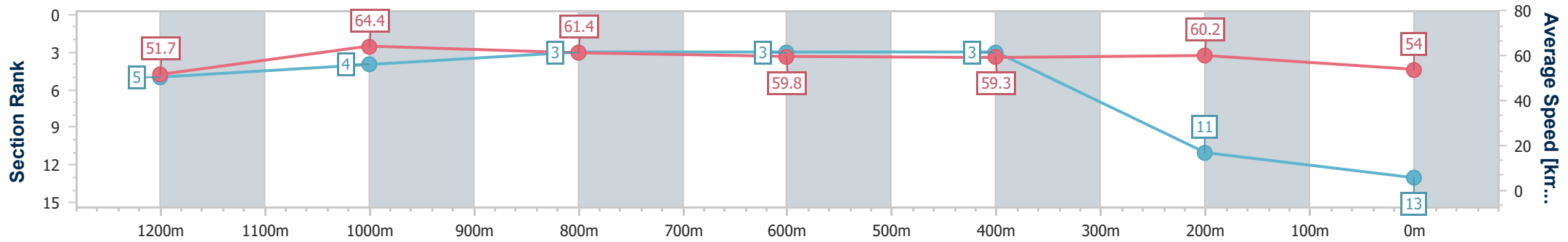
Race 7: TAB GLASSHOUSE HANDICAP - 1400m



14 July 2024 - 16:05

Track Rating: Heavy 9, Weather: Fine, Rail Position: True

Section	Overall	1200m	1000m	800m	600m	400m	200m
Section Times	1:26.52 [13] (0:13.91)	1:12.61 [5] (0:11.16)	1:01.45 [4] (0:11.78)	0:49.67 [3] (0:12.16)	0:37.51 [3] (0:12.24)	0:25.27 [3] (0:11.98)	0:13.29 [11] (0:13.29)
Average Speed [km/h]	51.7	64.4	61.4	59.8	59.3	60.2	54.0
Top Speed [km/h]	64.2	65.9	63.4	60.3	61.3	61.7	58.2
Avg. Dist. to Rail [m]	6.6	4.3	2.5	1.8	1.2	4.7	5.9
Avg. Stride Freq. [Hz]	2.3	2.3	2.3	2.3	2.3	2.3	2.2
Avg. Stride Length [m]	6.3	7.8	7.5	7.1	7.1	7.1	6.7



- [] Ranking at each section and finish
- .-.- No data available at this section
- NA No data available



Sunshine Coast QLD Professional

Race 8: KEVLACAT POWER BOATS Open Plate - 1000m

14 July 2024 - 16:45



Track Rating: Heavy 9, Weather: Fine, Rail Position: True

Section		Overall	800m	600m	400m	200m	Last 600m					
Field Times		0:58.92 (0:13.42)	0:45.50 (0:10.84)	0:34.66 (0:11.12)	0:23.54 (0:11.26)	0:12.28 (0:12.28)	0:34.66					
Rank	TAB Horse/Jockey	Barrier	Top Speed [km/h]	Fastest Section	Margin					Distance Travelled [m]		
1	3 NETTUNO Vlad Duric	3	67.4 400m	0:10.94 400m	0:58.92 [1] (0:13.96)	0:44.96 [7] (0:11.01)	0:33.95 [7] (0:11.15)	0:22.80 [7] (0:10.94)	0:11.86 [7] (0:11.86)	0:58.92	0:33.95	
2	6 HARDWARE LANE Michael Rodd	5	68.7 800m	0:10.72 800m	0:59.13 [2] (0:13.71)	0:45.42 [4] (0:10.72)	0:34.70 [3] (0:11.21)	0:23.49 [3] (0:11.12)	0:12.37 [3] (0:12.37)	1.3L	0:34.70	-1
3	4 SITUATION ROOM Cejay Graham	6	67.7 800m	0:10.96 800m	0:59.14 [3] (0:13.74)	0:45.40 [5] (0:10.96)	0:34.44 [5] (0:11.26)	0:23.18 [5] (0:11.02)	0:12.16 [5] (0:12.16)	1.4L	0:34.44	+1
4	2 GOLDEN BOOM Angela Jones	4	68.7 800m	0:10.76 800m	0:59.20 [4] (0:13.51)	0:45.69 [2] (0:10.76)	0:34.93 [2] (0:11.11)	0:23.82 [1] (0:11.26)	0:12.56 [1] (0:12.56)	1.6L	0:34.93	-1
5	1 BRUDENELL Andrew Mallyon	9	68.5 800m	0:10.83 800m	0:59.24 [5] (0:13.68)	0:45.56 [3] (0:10.83)	0:34.73 [4] (0:11.14)	0:23.59 [4] (0:11.21)	0:12.38 [4] (0:12.38)	1.8L	0:34.73	+1
6	5 RUBIQUITOUS Damien Thornton	8	68.5 800m	0:10.84 800m	0:59.25 [6] (0:13.42)	0:45.83 [1] (0:10.84)	0:34.99 [1] (0:11.21)	0:23.78 [2] (0:11.28)	0:12.50 [2] (0:12.50)	1.9L	0:34.99	+3
7	9 HAKKAI MARU Robbie Dolan	1	67.1 800m	0:10.99 400m	0:59.54 [7] (0:13.85)	0:45.69 [6] (0:11.00)	0:34.69 [6] (0:11.20)	0:23.49 [6] (0:10.99)	0:12.50 [6] (0:12.50)	3.4L	0:34.69	-1

Scratched: King Klaus (#7), Economics (#8), Outweighed (#11), Tectonic Plate (#10)

[] Ranking at each section and finish
 -:-:- No data available at this section
 NA No data available

SCN Saddle cloth number
 DNF Did not finish
 DNT Did not track



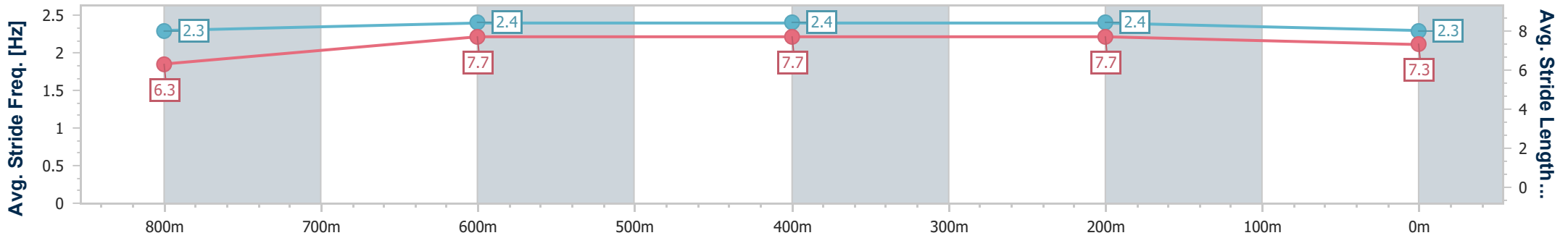
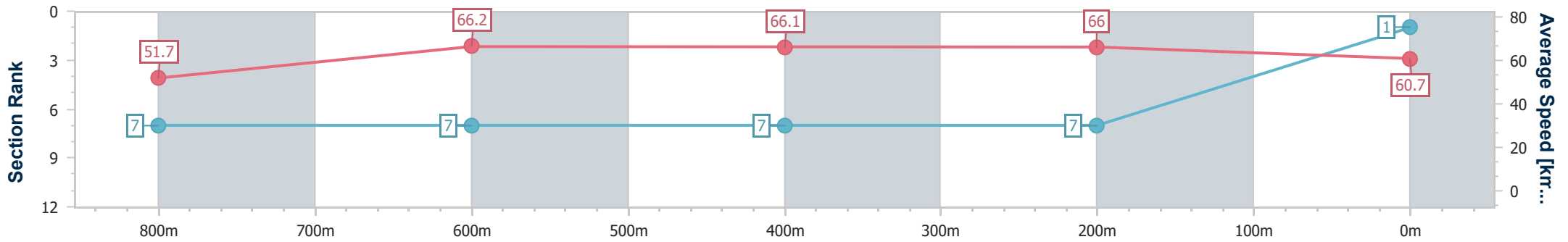
Horse/Jockey Name	Nettuno
Final Rank	1
Fastest Section Time (Section)	0:10.94 (400m)
Top Speed [km/h] (Section)	67.4 (400m)
Race State	Finished



Sunshine Coast QLD Professional
 Race 8: KEVLACAT POWER BOATS Open Plate - 1000m
 14 July 2024 - 16:45
 Track Rating: Heavy 9, Weather: Fine, Rail Position: True



Section	Overall	800m	600m	400m	200m
Section Times	0:58.92 [1] (0:13.96)	0:44.96 [7] (0:11.01)	0:33.95 [7] (0:11.15)	0:22.80 [7] (0:10.94)	0:11.86 [7] (0:11.86)
Average Speed [km/h]	51.7	66.2	66.1	66.0	60.7
Top Speed [km/h]	64.5	67.1	66.6	67.4	64.4
Avg. Dist. to Rail [m]	6.0	3.7	4.3	9.8	9.9
Avg. Stride Freq. [Hz]	2.3	2.4	2.4	2.4	2.3
Avg. Stride Length [m]	6.3	7.7	7.7	7.7	7.3



- [] Ranking at each section and finish
- .-.- No data available at this section
- NA No data available



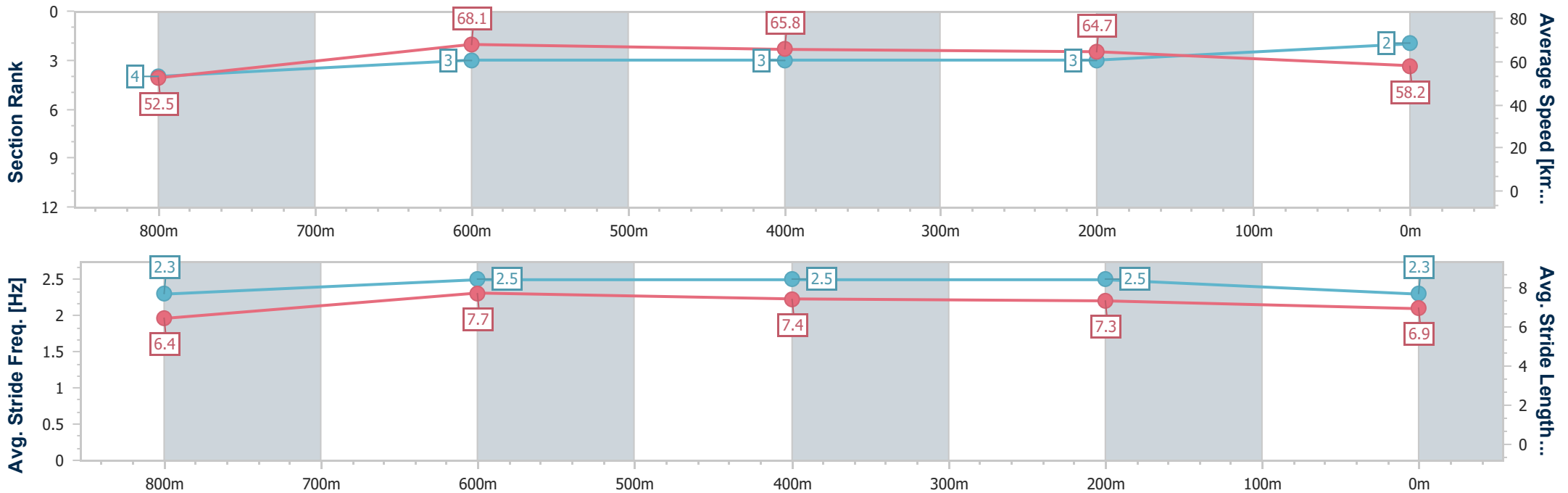
Horse/Jockey Name	Hardware Lane
Final Rank	2
Fastest Section Time (Section)	0:10.72 (800m)
Top Speed [km/h] (Section)	68.7 (800m)
Race State	Finished



Sunshine Coast QLD Professional
 Race 8: KEVLACAT POWER BOATS Open Plate - 1000m
 14 July 2024 - 16:45
 Track Rating: Heavy 9, Weather: Fine, Rail Position: True



Section	Overall	800m	600m	400m	200m
Section Times	0:59.13 [2] (0:13.71)	0:45.42 [4] (0:10.72)	0:34.70 [3] (0:11.21)	0:23.49 [3] (0:11.12)	0:12.37 [3] (0:12.37)
Average Speed [km/h]	52.5	68.1	65.8	64.7	58.2
Top Speed [km/h]	68.2	68.7	67.0	65.5	62.4
Avg. Dist. to Rail [m]	8.8	4.2	4.0	7.3	6.5
Avg. Stride Freq. [Hz]	2.3	2.5	2.5	2.5	2.3
Avg. Stride Length [m]	6.4	7.7	7.4	7.3	6.9



- [] Ranking at each section and finish
- .-.- No data available at this section
- NA No data available



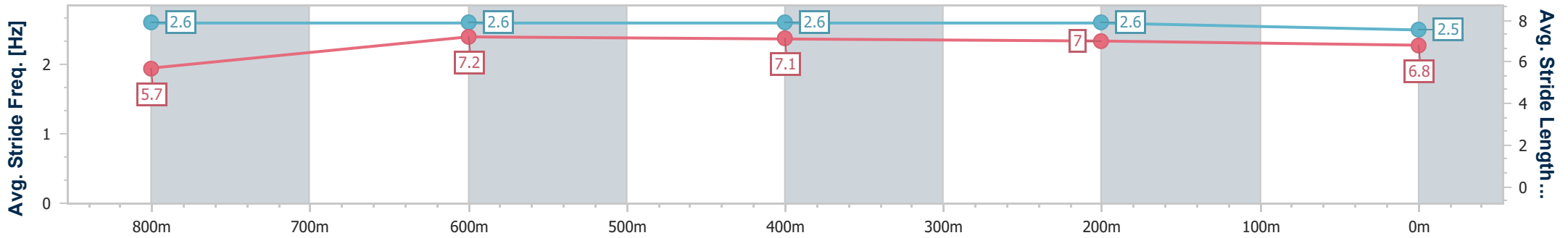
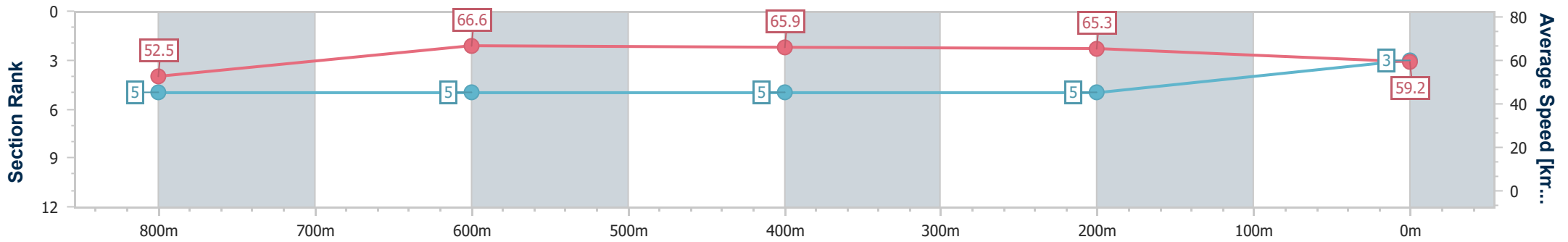
Horse/Jockey Name	Situation Room
Final Rank	3
Fastest Section Time (Section)	0:10.96 (800m)
Top Speed [km/h] (Section)	67.7 (800m)
Race State	Finished



Sunshine Coast QLD Professional
 Race 8: KEVLACAT POWER BOATS Open Plate - 1000m
 14 July 2024 - 16:45
 Track Rating: Heavy 9, Weather: Fine, Rail Position: True



Section	Overall	800m	600m	400m	200m
Section Times	0:59.14 [3] (0:13.74)	0:45.40 [5] (0:10.96)	0:34.44 [5] (0:11.26)	0:23.18 [5] (0:11.02)	0:12.16 [5] (0:12.16)
Average Speed [km/h]	52.5	66.6	65.9	65.3	59.2
Top Speed [km/h]	66.9	67.7	66.8	66.6	64.2
Avg. Dist. to Rail [m]	9.0	5.2	4.9	8.3	8.8
Avg. Stride Freq. [Hz]	2.6	2.6	2.6	2.6	2.5
Avg. Stride Length [m]	5.7	7.2	7.1	7.0	6.8



- [] Ranking at each section and finish
- .-.- No data available at this section
- NA No data available



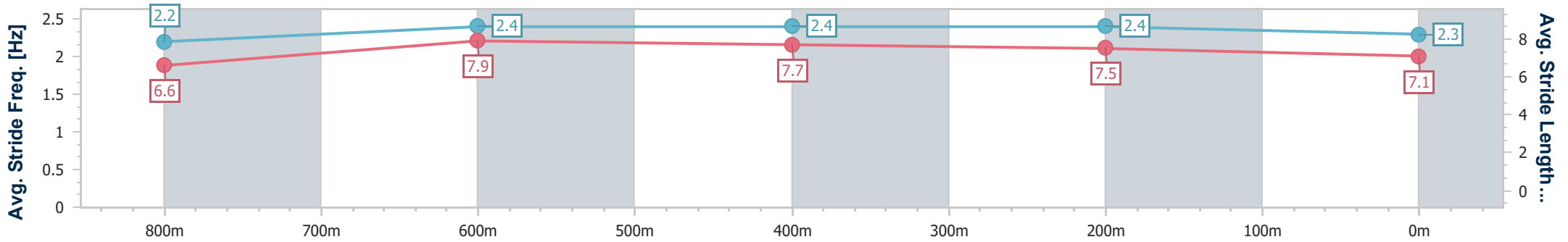
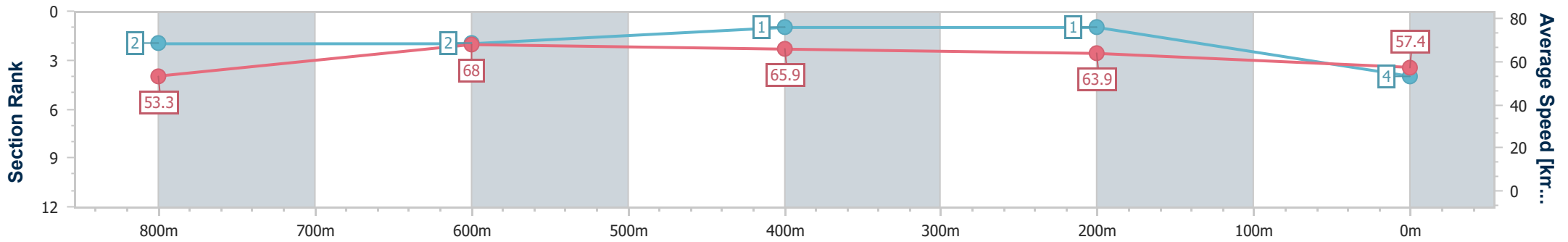
Horse/Jockey Name	Golden Boom
Final Rank	4
Fastest Section Time (Section)	0:10.76 (800m)
Top Speed [km/h] (Section)	68.7 (800m)
Race State	Finished



Sunshine Coast QLD Professional
 Race 8: KEVLACAT POWER BOATS Open Plate - 1000m
 14 July 2024 - 16:45
 Track Rating: Heavy 9, Weather: Fine, Rail Position: True



Section	Overall	800m	600m	400m	200m
Section Times	0:59.20 [4] (0:13.51)	0:45.69 [2] (0:10.76)	0:34.93 [2] (0:11.11)	0:23.82 [1] (0:11.26)	0:12.56 [1] (0:12.56)
Average Speed [km/h]	53.3	68.0	65.9	63.9	57.4
Top Speed [km/h]	67.9	68.7	67.4	65.8	61.5
Avg. Dist. to Rail [m]	7.3	4.0	3.2	6.4	6.0
Avg. Stride Freq. [Hz]	2.2	2.4	2.4	2.4	2.3
Avg. Stride Length [m]	6.6	7.9	7.7	7.5	7.1



- [] Ranking at each section and finish
- .-.- No data available at this section
- NA No data available



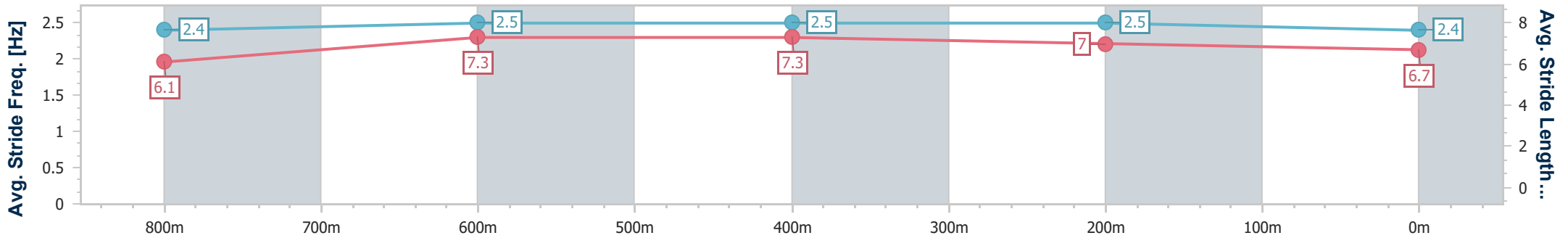
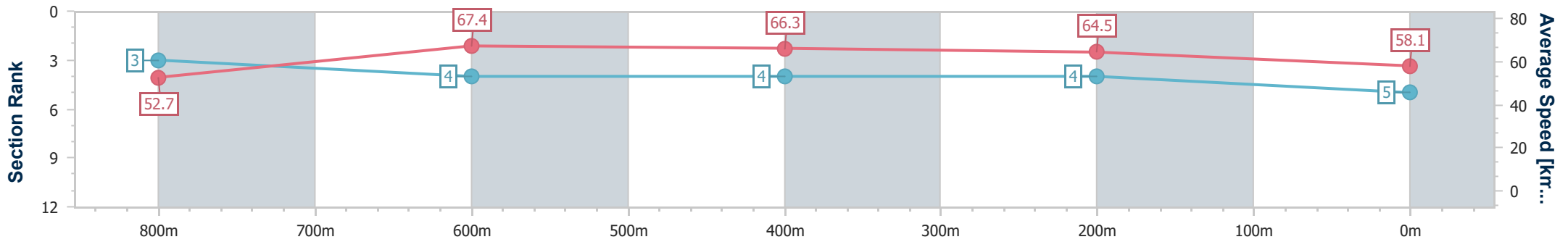
Horse/Jockey Name	Brudenell
Final Rank	5
Fastest Section Time (Section)	0:10.83 (800m)
Top Speed [km/h] (Section)	68.5 (800m)
Race State	Finished



Sunshine Coast QLD Professional
 Race 8: KEVLACAT POWER BOATS Open Plate - 1000m
 14 July 2024 - 16:45
 Track Rating: Heavy 9, Weather: Fine, Rail Position: True



Section	Overall	800m	600m	400m	200m
Section Times	0:59.24 [5] (0:13.68)	0:45.56 [3] (0:10.83)	0:34.73 [4] (0:11.14)	0:23.59 [4] (0:11.21)	0:12.38 [4] (0:12.38)
Average Speed [km/h]	52.7	67.4	66.3	64.5	58.1
Top Speed [km/h]	65.3	68.5	67.2	65.6	61.9
Avg. Dist. to Rail [m]	10.9	4.6	4.7	9.8	11.2
Avg. Stride Freq. [Hz]	2.4	2.5	2.5	2.5	2.4
Avg. Stride Length [m]	6.1	7.3	7.3	7.0	6.7



- [] Ranking at each section and finish
- .-.- No data available at this section
- NA No data available



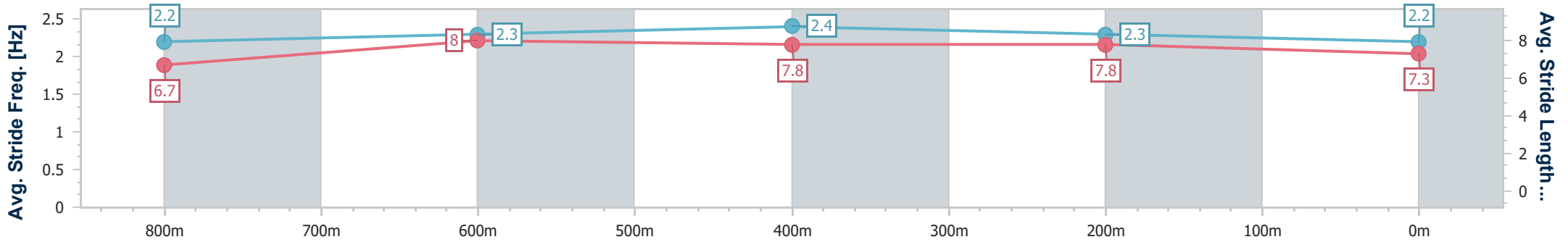
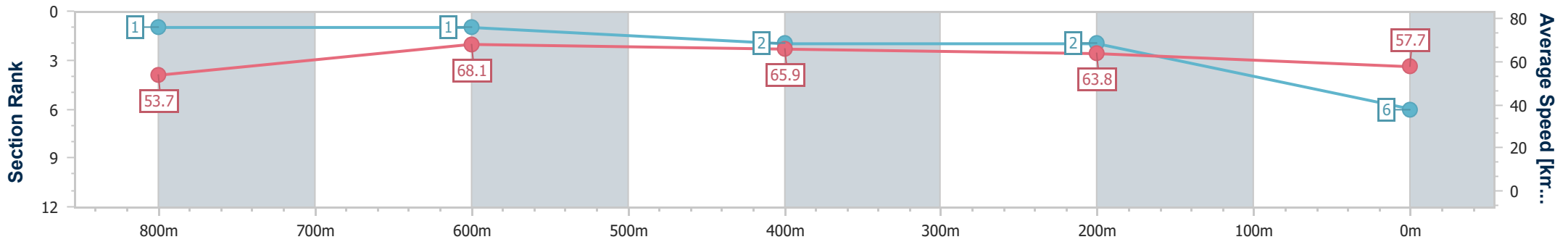
Horse/Jockey Name	Rubiquitous
Final Rank	6
Fastest Section Time (Section)	0:10.84 (800m)
Top Speed [km/h] (Section)	68.5 (800m)
Race State	Finished



Sunshine Coast QLD Professional
 Race 8: KEVLACAT POWER BOATS Open Plate - 1000m
 14 July 2024 - 16:45
 Track Rating: Heavy 9, Weather: Fine, Rail Position: True



Section	Overall	800m	600m	400m	200m
Section Times	0:59.25 [6] (0:13.42)	0:45.83 [1] (0:10.84)	0:34.99 [1] (0:11.21)	0:23.78 [2] (0:11.28)	0:12.50 [2] (0:12.50)
Average Speed [km/h]	53.7	68.1	65.9	63.8	57.7
Top Speed [km/h]	67.4	68.5	68.3	65.1	61.5
Avg. Dist. to Rail [m]	11.0	7.1	4.6	7.8	8.3
Avg. Stride Freq. [Hz]	2.2	2.3	2.4	2.3	2.2
Avg. Stride Length [m]	6.7	8.0	7.8	7.8	7.3



- [] Ranking at each section and finish
- .-.- No data available at this section
- NA No data available



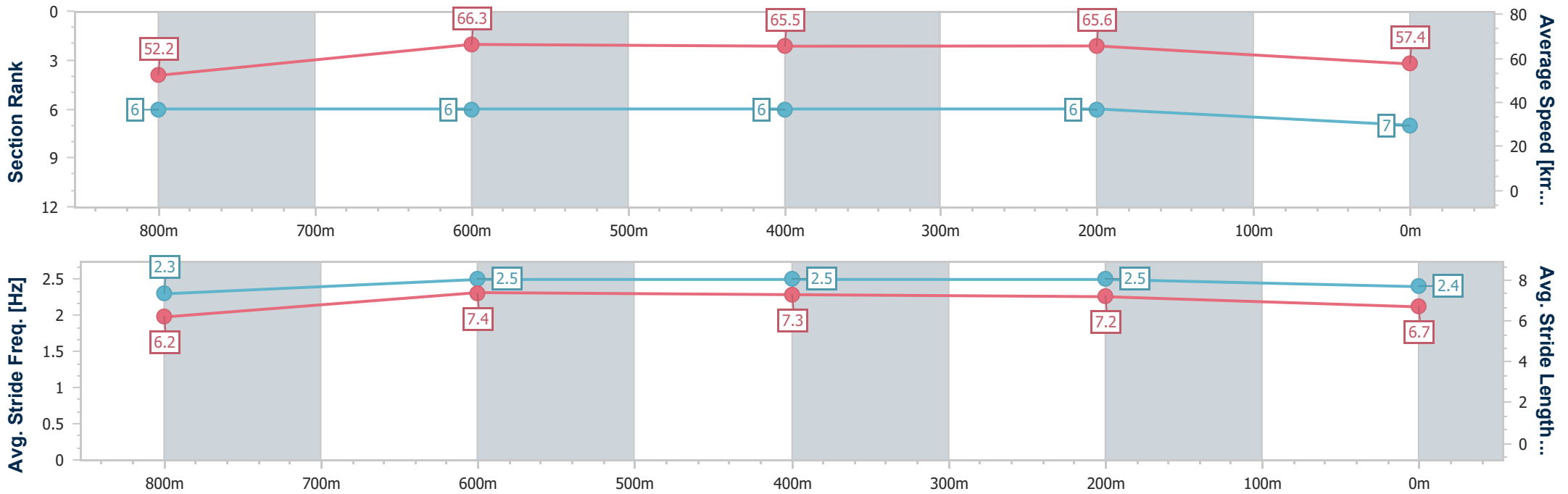
Horse/Jockey Name	Hakkai Maru
Final Rank	7
Fastest Section Time (Section)	0:10.99 (400m)
Top Speed [km/h] (Section)	67.1 (800m)
Race State	Finished



Sunshine Coast QLD Professional
 Race 8: KEVLACAT POWER BOATS Open Plate - 1000m
 14 July 2024 - 16:45
 Track Rating: Heavy 9, Weather: Fine, Rail Position: True



Section	Overall	800m	600m	400m	200m
Section Times	0:59.54 [7] (0:13.85)	0:45.69 [6] (0:11.00)	0:34.69 [6] (0:11.20)	0:23.49 [6] (0:10.99)	0:12.50 [6] (0:12.50)
Average Speed [km/h]	52.2	66.3	65.5	65.6	57.4
Top Speed [km/h]	67.0	67.1	66.0	66.5	63.4
Avg. Dist. to Rail [m]	6.9	4.0	3.1	6.0	4.2
Avg. Stride Freq. [Hz]	2.3	2.5	2.5	2.5	2.4
Avg. Stride Length [m]	6.2	7.4	7.3	7.2	6.7



- [] Ranking at each section and finish
- .-.- No data available at this section
- NA No data available