



Rockhampton QLD Professional

Race 4: PHIL PEEL JEWELLER BENCHMARK 65 Handicap - 1500m

13 July 2024 - 13:54



Track Rating: Soft 5, Weather: Fine, Rail Position: +2.5m Entire

Section		Overall	1400m	1200m	1000m	800m	600m	400m	Last 600m				
Field Times		1:30.75 (0:07.83)	1:22.92 (0:11.47)	1:11.45 (0:11.84)	0:59.61 (0:12.31)	0:47.30 (0:12.66)	0:34.64 (0:11.58)	0:23.06 (0:11.22)	0:34.64				
Rank	TAB Horse/Jockey	Barrier	Top Speed [km/h]	Fastest Section									Distance Travelled [m]
1	5 KICK ON COMMAND Robbie Dolan	7	66.7 400m	0:08.40 Overall	1:30.75 [1] (0:08.40)	1:22.35 [8] (0:11.64)	1:10.71 [8] (0:11.93)	0:58.78 [8] (0:12.29)	0:46.49 [8] (0:12.53)	0:33.96 [8] (0:11.17)	0:22.79 [8] (0:11.08)	0:33.96	
2	1 CUSACK Justin Huxtable	9	67.5 400m	0:08.14 Overall	1:30.81 [2] (0:08.14)	1:22.67 [7] (0:11.82)	1:10.85 [7] (0:11.80)	0:59.05 [7] (0:12.14)	0:46.91 [6] (0:12.72)	0:34.19 [7] (0:11.28)	0:22.91 [7] (0:11.01)	0:34.19	+4
3	9 LOOSE UNIT Cody Collis	3	64.5 400m	0:07.86 Overall	1:30.83 [3] (0:07.86)	1:22.97 [2] (0:11.44)	1:11.53 [1] (0:11.84)	0:59.69 [1] (0:12.31)	0:47.38 [1] (0:12.66)	0:34.72 [1] (0:11.60)	0:23.12 [2] (0:11.25)	0:34.72	+1
4	6 PEPPERDINE Ashley Butler	8	66.3 600m	0:07.98 Overall	1:31.12 [4] (0:07.98)	1:23.14 [5] (0:11.65)	1:11.49 [4] (0:11.77)	0:59.72 [3] (0:12.25)	0:47.47 [3] (0:12.65)	0:34.82 [4] (0:11.39)	0:23.43 [1] (0:11.29)	0:34.82	+6
5	11 KEFALONIA Chris McIver	4	65.5 400m	0:07.91 Overall	1:31.15 [5] (0:07.91)	1:23.24 [3] (0:11.44)	1:11.80 [2] (0:11.83)	0:59.97 [2] (0:12.28)	0:47.69 [2] (0:12.73)	0:34.96 [2] (0:11.58)	0:23.38 [3] (0:11.23)	0:34.96	+3
6	7 MURRAJONG ROAD Ryan Wiggins	1	65.2 400m	0:07.83 Overall	1:31.30 [6] (0:07.83)	1:23.47 [1] (0:11.66)	1:11.81 [3] (0:11.93)	0:59.88 [4] (0:12.28)	0:47.60 [4] (0:12.57)	0:35.03 [3] (0:11.61)	0:23.42 [5] (0:11.28)	0:35.03	+2
7	2 MOCAMBO Jackson Murphy	10	66.9 400m	0:08.55 Overall	1:31.36 [7] (0:08.55)	1:22.81 [10] (0:11.84)	1:10.97 [10] (0:11.88)	0:59.09 [9] (0:12.14)	0:46.95 [9] (0:12.60)	0:34.35 [10] (0:11.14)	0:23.21 [9] (0:11.19)	0:34.35	+2
8	4 MIO SORRENTO Warwick Satherley	11	65.3 600m	0:07.94 Overall	1:31.48 [8] (0:07.94)	1:23.54 [4] (0:11.76)	1:11.78 [5] (0:11.73)	1:00.05 [5] (0:12.30)	0:47.75 [5] (0:12.62)	0:35.13 [5] (0:11.43)	0:23.70 [4] (0:11.36)	0:35.13	+6
9	8 PRINCE AKEEM Sean Cormack	5	65.3 600m	0:08.13 Overall	1:31.54 [9] (0:08.13)	1:23.41 [6] (0:11.60)	1:11.81 [6] (0:11.93)	0:59.88 [6] (0:12.25)	0:47.63 [7] (0:12.68)	0:34.95 [6] (0:11.30)	0:23.65 [6] (0:11.31)	0:34.95	+0
10	12 IRISH SALLY Karl Zechner	12	65.8 400m	0:08.44 Overall	1:31.65 [10] (0:08.44)	1:23.21 [9] (0:11.88)	1:11.33 [9] (0:11.95)	0:59.38 [10] (0:12.18)	0:47.20 [10] (0:12.46)	0:34.74 [9] (0:11.38)	0:23.36 [10] (0:11.24)	0:34.74	+5

Scratched: All The Shops (#10), Maurice's Medad (#3)

[] Ranking at each section and finish
 -:-:- No data available at this section
 NA No data available

SCN Saddle cloth number
 DNF Did not finish
 DNT Did not track



Rockhampton QLD Professional

Race 4: PHIL PEEL JEWELLER BENCHMARK 65 Handicap - 1500m

13 July 2024 - 13:54



Track Rating: Soft 5, Weather: Fine, Rail Position: +2.5m Entire

Section				200m				Last 600m	
Field Times				0:11.84 (0:11.84)				0:34.64	
Rank	TAB	Horse/Jockey	Barrier	Top Speed [km/h]	Fastest Section	Margin			Distance Travelled [m]
1	5	KICK ON COMMAND Robbie Dolan	7	66.7 400m	0:08.40 Overall	0:11.71 [5] (0:11.71)	1:30.75		0:33.96
2	1	CUSACK Justin Huxtable	9	67.5 400m	0:08.14 Overall	0:11.90 [1] (0:11.90)	0.34L		0:34.19 +4
3	9	LOOSE UNIT Cody Collis	3	64.5 400m	0:07.86 Overall	0:11.87 [2] (0:11.87)	0.48L		0:34.72 +1
4	6	PEPPERDINE Ashley Butler	8	66.3 600m	0:07.98 Overall	0:12.14 [3] (0:12.14)	2.16L		0:34.82 +6
5	11	KEFALONIA Chris McIver	4	65.5 400m	0:07.91 Overall	0:12.15 [4] (0:12.15)	2.32L		0:34.96 +3
6	7	MURRAJONG ROAD Ryan Wiggins	1	65.2 400m	0:07.83 Overall	0:12.14 [7] (0:12.14)	3.23L		0:35.03 +2
7	2	MOCAMBO Jackson Murphy	10	66.9 400m	0:08.55 Overall	0:12.02 [9] (0:12.02)	3.59L		0:34.35 +2
8	4	MIO SORRENTO Warwick Satherley	11	65.3 600m	0:07.94 Overall	0:12.34 [6] (0:12.34)	4.3L		0:35.13 +6
9	8	PRINCE AKEEM Sean Cormack	5	65.3 600m	0:08.13 Overall	0:12.34 [8] (0:12.34)	4.61L		0:34.95 +0
10	12	IRISH SALLY Karl Zechner	12	65.8 400m	0:08.44 Overall	0:12.12 [10] (0:12.12)	5.27L		0:34.74 +5

Scratched: All The Shops (#10), Maurice's Medad (#3)

Report Created: Sat 13 July 2024 14:05 GMT+10 (Note: Timing is based on position data)

Page 2/12

[] Ranking at each section and finish
 -:-:- No data available at this section
 NA No data available

SCN Saddle cloth number
 DNF Did not finish
 DNT Did not track

data processed by TRIPLESDATA



Horse/Jockey Name	Kick On Command
Final Rank	1
Fastest Section Time (Section)	0:08.40 (Overall)
Top Speed [km/h] (Section)	66.7 (400m)
Race State	Finished



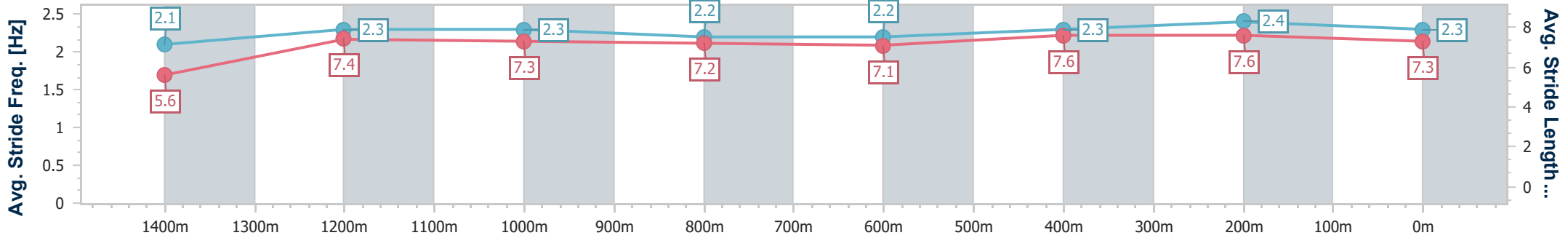
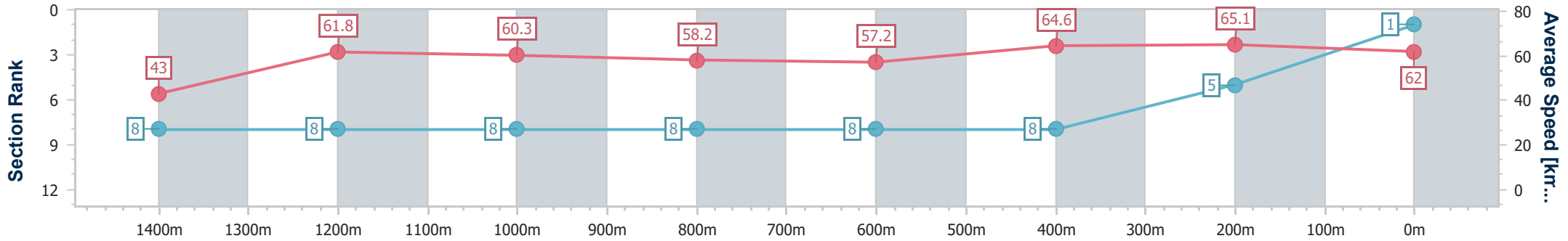
Rockhampton QLD Professional
Race 4: PHIL PEEL JEWELLER BENCHMARK 65 Handicap - 1500m



13 July 2024 - 13:54

Track Rating: Soft 5, Weather: Fine, Rail Position: +2.5m Entire

Section	Overall	1400m	1200m	1000m	800m	600m	400m	200m
Section Times	1:30.75 [1] (0:08.40)	1:22.35 [8] (0:11.64)	1:10.71 [8] (0:11.93)	0:58.78 [8] (0:12.29)	0:46.49 [8] (0:12.53)	0:33.96 [8] (0:11.17)	0:22.79 [8] (0:11.08)	0:11.71 [5] (0:11.71)
Average Speed [km/h]	43.0	61.8	60.3	58.2	57.2	64.6	65.1	62.0
Top Speed [km/h]	60.4	62.7	61.9	60.4	62.1	66.4	66.7	64.0
Avg. Dist. to Rail [m]	2.8	1.2	1.2	1.1	0.9	2.7	6.8	7.5
Avg. Stride Freq. [Hz]	2.1	2.3	2.3	2.2	2.2	2.3	2.4	2.3
Avg. Stride Length [m]	5.6	7.4	7.3	7.2	7.1	7.6	7.6	7.3



- [] Ranking at each section and finish
- .-.- No data available at this section
- NA No data available



Horse/Jockey Name	Cusack
Final Rank	2
Fastest Section Time (Section)	0:08.14 (Overall)
Top Speed [km/h] (Section)	67.5 (400m)
Race State	Finished



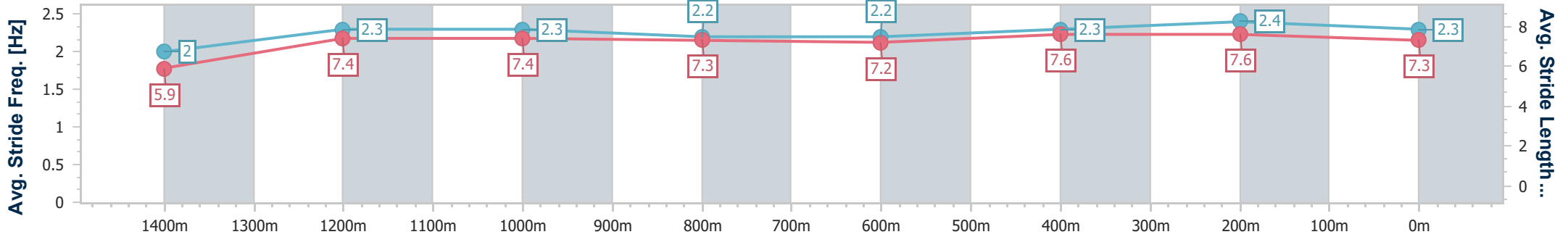
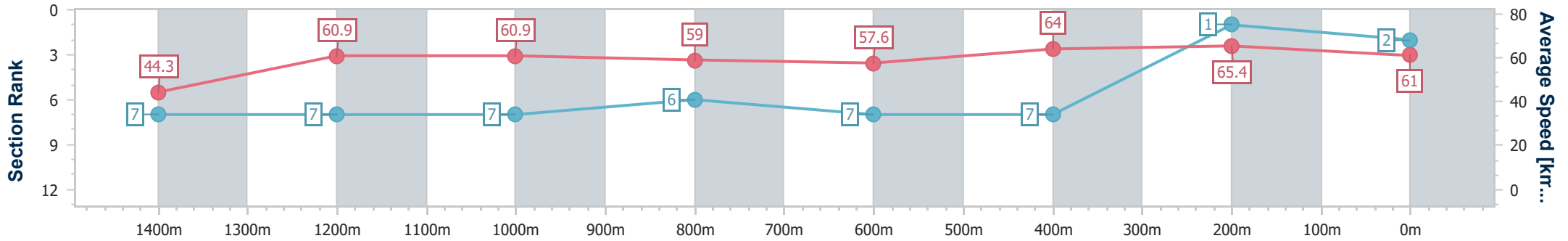
Rockhampton QLD Professional
Race 4: PHIL PEEL JEWELLER BENCHMARK 65 Handicap - 1500m



13 July 2024 - 13:54

Track Rating: Soft 5, Weather: Fine, Rail Position: +2.5m Entire

Section	Overall	1400m	1200m	1000m	800m	600m	400m	200m
Section Times	1:30.81 [2] (0:08.14)	1:22.67 [7] (0:11.82)	1:10.85 [7] (0:11.80)	0:59.05 [7] (0:12.14)	0:46.91 [6] (0:12.72)	0:34.19 [7] (0:11.28)	0:22.91 [7] (0:11.01)	0:11.90 [1] (0:11.90)
Average Speed [km/h]	44.3	60.9	60.9	59.0	57.6	64.0	65.4	61.0
Top Speed [km/h]	59.5	63.1	62.0	61.9	61.5	67.3	67.5	64.6
Avg. Dist. to Rail [m]	4.5	0.4	0.6	1.0	2.0	5.6	6.1	4.0
Avg. Stride Freq. [Hz]	2.0	2.3	2.3	2.2	2.2	2.3	2.4	2.3
Avg. Stride Length [m]	5.9	7.4	7.4	7.3	7.2	7.6	7.6	7.3



- [] Ranking at each section and finish
- .-.- No data available at this section
- NA No data available



Horse/Jockey Name	Loose Unit
Final Rank	3
Fastest Section Time (Section)	0:07.86 (Overall)
Top Speed [km/h] (Section)	64.5 (400m)
Race State	Finished



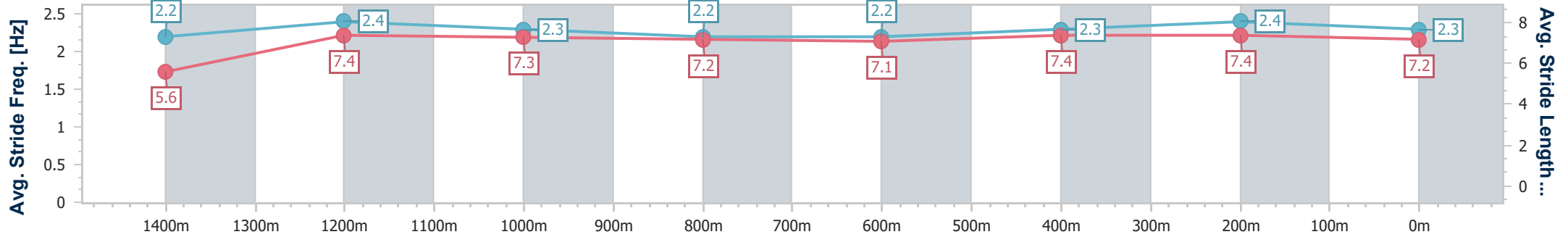
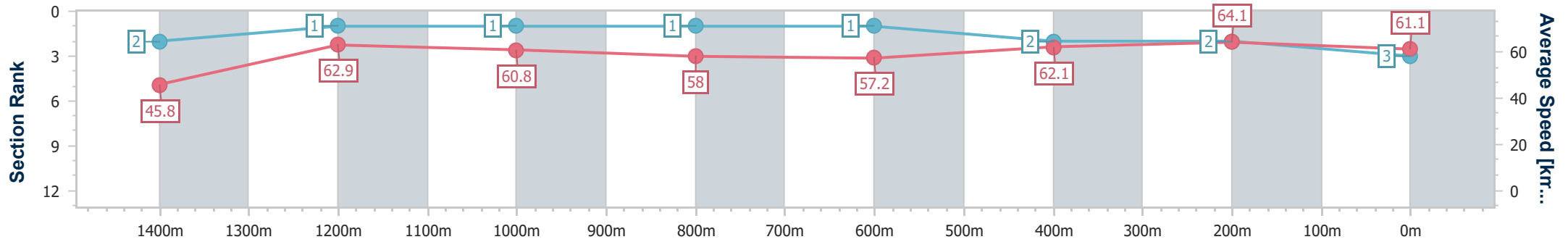
Rockhampton QLD Professional
Race 4: PHIL PEEL JEWELLER BENCHMARK 65 Handicap - 1500m



13 July 2024 - 13:54

Track Rating: Soft 5, Weather: Fine, Rail Position: +2.5m Entire

Section	Overall	1400m	1200m	1000m	800m	600m	400m	200m
Section Times	1:30.83 [3] (0:07.86)	1:22.97 [2] (0:11.44)	1:11.53 [1] (0:11.84)	0:59.69 [1] (0:12.31)	0:47.38 [1] (0:12.66)	0:34.72 [1] (0:11.60)	0:23.12 [2] (0:11.25)	0:11.87 [2] (0:11.87)
Average Speed [km/h]	45.8	62.9	60.8	58.0	57.2	62.1	64.1	61.1
Top Speed [km/h]	62.0	64.0	62.0	60.6	60.2	63.8	64.5	63.0
Avg. Dist. to Rail [m]	1.3	0.6	1.3	1.3	1.0	2.5	2.7	2.7
Avg. Stride Freq. [Hz]	2.2	2.4	2.3	2.2	2.2	2.3	2.4	2.3
Avg. Stride Length [m]	5.6	7.4	7.3	7.2	7.1	7.4	7.4	7.2



- [] Ranking at each section and finish
- .-.- No data available at this section
- NA No data available



Horse/Jockey Name	Pepperdine
Final Rank	4
Fastest Section Time (Section)	0:07.98 (Overall)
Top Speed [km/h] (Section)	66.3 (600m)
Race State	Finished



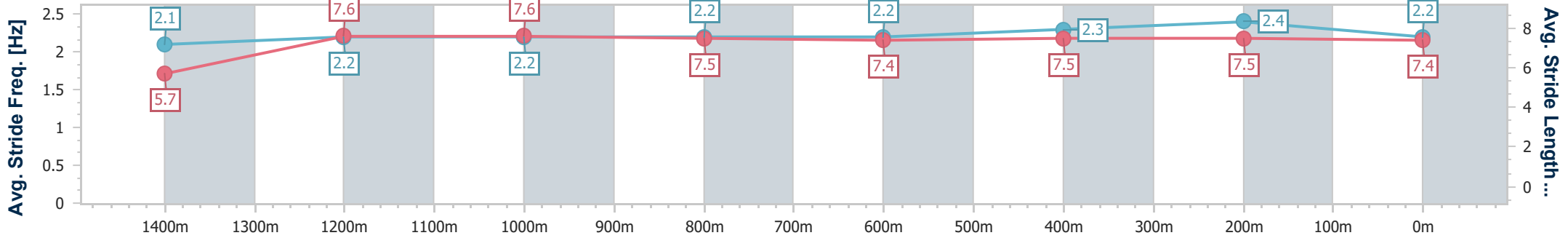
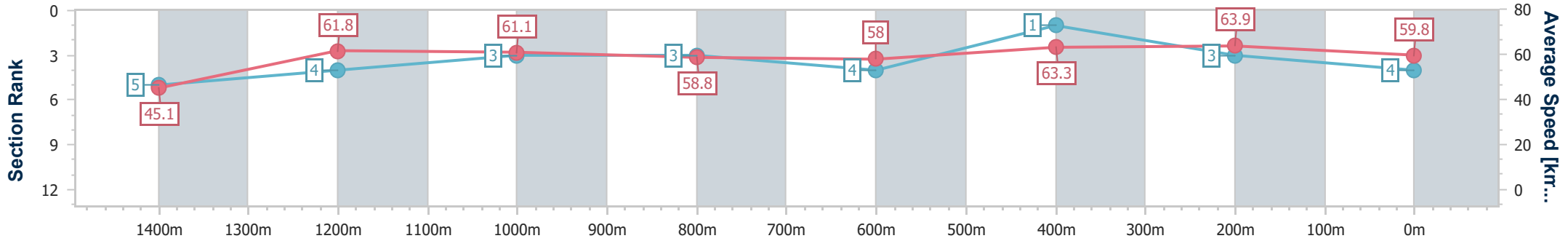
Rockhampton QLD Professional
Race 4: PHIL PEEL JEWELLER BENCHMARK 65 Handicap - 1500m



13 July 2024 - 13:54

Track Rating: Soft 5, Weather: Fine, Rail Position: +2.5m Entire

Section	Overall	1400m	1200m	1000m	800m	600m	400m	200m
Section Times	1:31.12 [4] (0:07.98)	1:23.14 [5] (0:11.65)	1:11.49 [4] (0:11.77)	0:59.72 [3] (0:12.25)	0:47.47 [3] (0:12.65)	0:34.82 [4] (0:11.39)	0:23.43 [1] (0:11.29)	0:12.14 [3] (0:12.14)
Average Speed [km/h]	45.1	61.8	61.1	58.8	58.0	63.3	63.9	59.8
Top Speed [km/h]	58.7	63.6	62.3	61.0	60.7	66.3	65.4	62.3
Avg. Dist. to Rail [m]	3.2	0.7	0.9	0.5	2.2	4.0	4.2	4.1
Avg. Stride Freq. [Hz]	2.1	2.2	2.2	2.2	2.2	2.3	2.4	2.2
Avg. Stride Length [m]	5.7	7.6	7.6	7.5	7.4	7.5	7.5	7.4



- [] Ranking at each section and finish
- .-.- No data available at this section
- NA No data available



Horse/Jockey Name	Kefalonia
Final Rank	5
Fastest Section Time (Section)	0:07.91 (Overall)
Top Speed [km/h] (Section)	65.5 (400m)
Race State	Finished



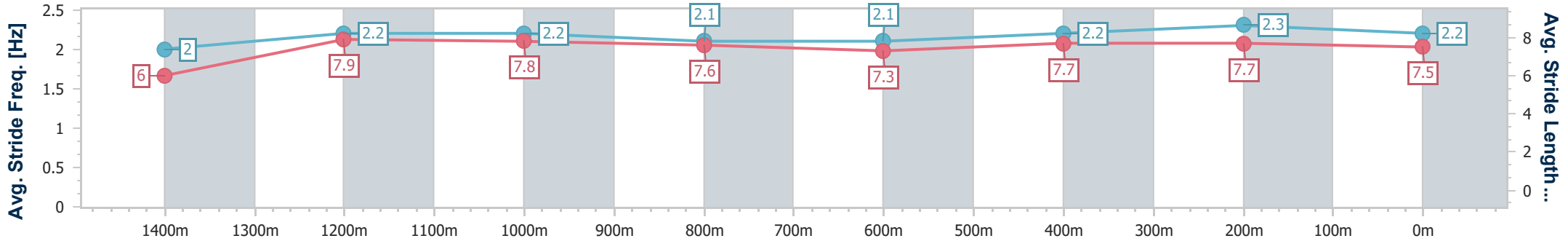
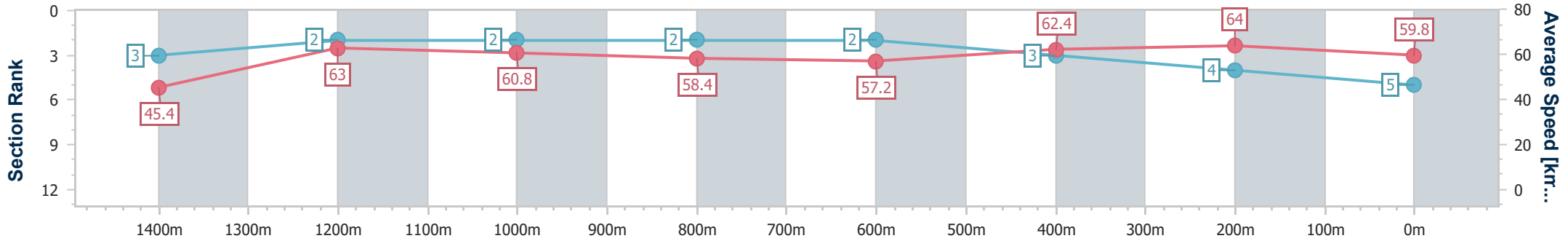
Rockhampton QLD Professional
Race 4: PHIL PEEL JEWELLER BENCHMARK 65 Handicap - 1500m



13 July 2024 - 13:54

Track Rating: Soft 5, Weather: Fine, Rail Position: +2.5m Entire

Section	Overall	1400m	1200m	1000m	800m	600m	400m	200m
Section Times	1:31.15 [5] (0:07.91)	1:23.24 [3] (0:11.44)	1:11.80 [2] (0:11.83)	0:59.97 [2] (0:12.28)	0:47.69 [2] (0:12.73)	0:34.96 [2] (0:11.58)	0:23.38 [3] (0:11.23)	0:12.15 [4] (0:12.15)
Average Speed [km/h]	45.4	63.0	60.8	58.4	57.2	62.4	64.0	59.8
Top Speed [km/h]	61.2	64.1	62.1	60.6	60.7	65.3	65.5	62.0
Avg. Dist. to Rail [m]	1.8	0.5	0.7	0.7	1.5	2.8	3.3	3.0
Avg. Stride Freq. [Hz]	2.0	2.2	2.2	2.1	2.1	2.2	2.3	2.2
Avg. Stride Length [m]	6.0	7.9	7.8	7.6	7.3	7.7	7.7	7.5



- [] Ranking at each section and finish
- .-.- No data available at this section
- NA No data available



Horse/Jockey Name	Murrajong Road
Final Rank	6
Fastest Section Time (Section)	0:07.83 (Overall)
Top Speed [km/h] (Section)	65.2 (400m)
Race State	Finished



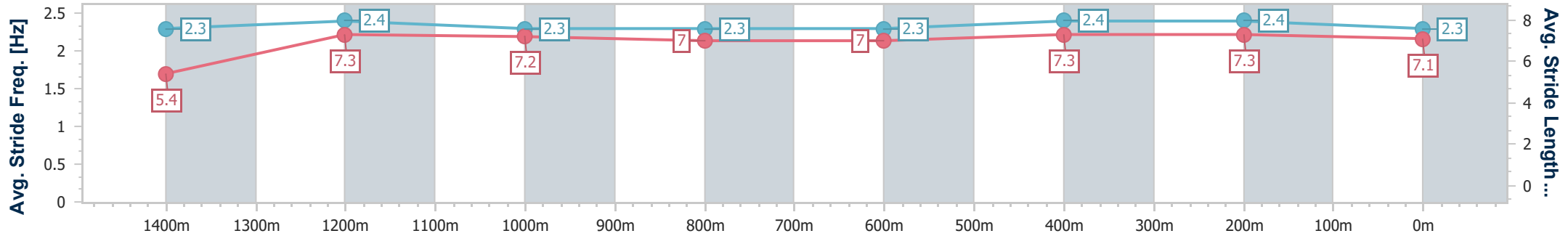
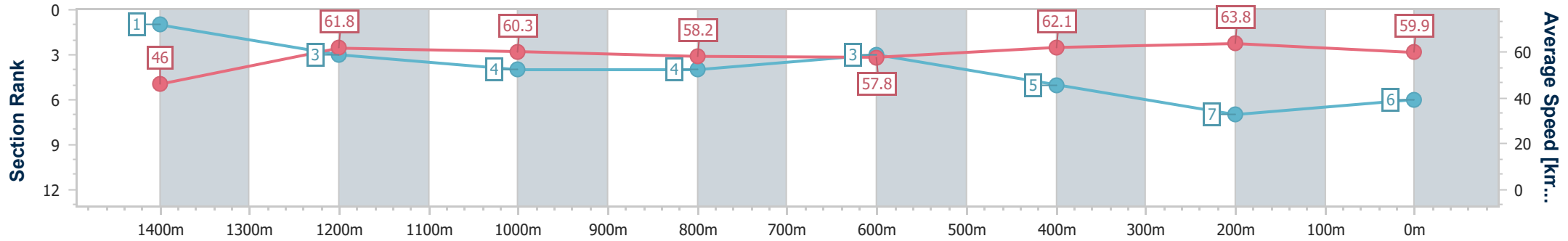
Rockhampton QLD Professional
Race 4: PHIL PEEL JEWELLER BENCHMARK 65 Handicap - 1500m



13 July 2024 - 13:54

Track Rating: Soft 5, Weather: Fine, Rail Position: +2.5m Entire

Section	Overall	1400m	1200m	1000m	800m	600m	400m	200m
Section Times	1:31.30 [6] (0:07.83)	1:23.47 [1] (0:11.66)	1:11.81 [3] (0:11.93)	0:59.88 [4] (0:12.28)	0:47.60 [4] (0:12.57)	0:35.03 [3] (0:11.61)	0:23.42 [5] (0:11.28)	0:12.14 [7] (0:12.14)
Average Speed [km/h]	46.0	61.8	60.3	58.2	57.8	62.1	63.8	59.9
Top Speed [km/h]	60.0	62.7	61.2	61.0	61.5	65.0	65.2	63.0
Avg. Dist. to Rail [m]	1.0	1.3	1.3	1.3	1.3	3.5	4.7	5.6
Avg. Stride Freq. [Hz]	2.3	2.4	2.3	2.3	2.3	2.4	2.4	2.3
Avg. Stride Length [m]	5.4	7.3	7.2	7.0	7.0	7.3	7.3	7.1



- [] Ranking at each section and finish
- .-.- No data available at this section
- NA No data available



Horse/Jockey Name	Mocambo
Final Rank	7
Fastest Section Time (Section)	0:08.55 (Overall)
Top Speed [km/h] (Section)	66.9 (400m)
Race State	Finished



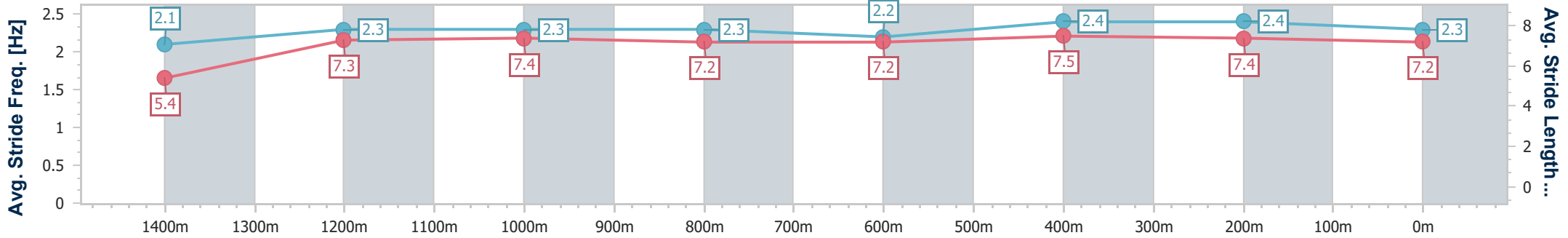
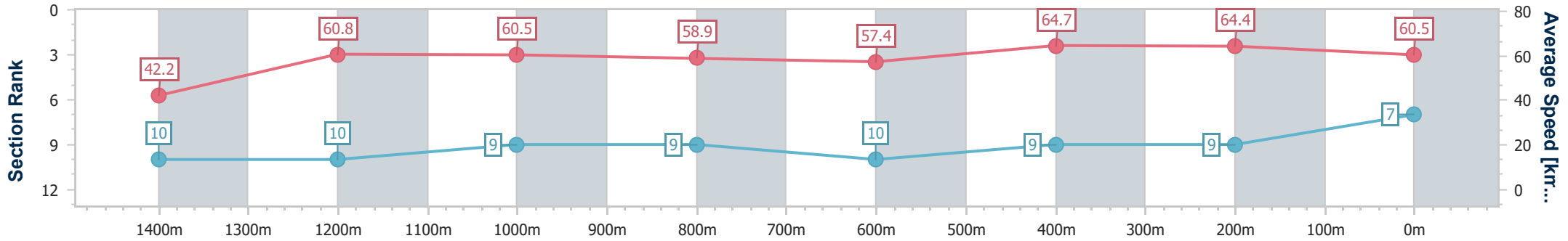
Rockhampton QLD Professional
Race 4: PHIL PEEL JEWELLER BENCHMARK 65 Handicap - 1500m



13 July 2024 - 13:54

Track Rating: Soft 5, Weather: Fine, Rail Position: +2.5m Entire

Section	Overall	1400m	1200m	1000m	800m	600m	400m	200m
Section Times	1:31.36 [7] (0:08.55)	1:22.81 [10] (0:11.84)	1:10.97 [10] (0:11.88)	0:59.09 [9] (0:12.14)	0:46.95 [9] (0:12.60)	0:34.35 [10] (0:11.14)	0:23.21 [9] (0:11.19)	0:12.02 [9] (0:12.02)
Average Speed [km/h]	42.2	60.8	60.5	58.9	57.4	64.7	64.4	60.5
Top Speed [km/h]	59.0	61.7	61.7	60.1	60.9	66.7	66.9	63.7
Avg. Dist. to Rail [m]	5.5	0.6	1.1	1.4	1.2	3.5	7.1	8.1
Avg. Stride Freq. [Hz]	2.1	2.3	2.3	2.3	2.2	2.4	2.4	2.3
Avg. Stride Length [m]	5.4	7.3	7.4	7.2	7.2	7.5	7.4	7.2



- [] Ranking at each section and finish
- .-.- No data available at this section
- NA No data available



Horse/Jockey Name	Mio Sorrento
Final Rank	8
Fastest Section Time (Section)	0:07.94 (Overall)
Top Speed [km/h] (Section)	65.3 (600m)
Race State	Finished



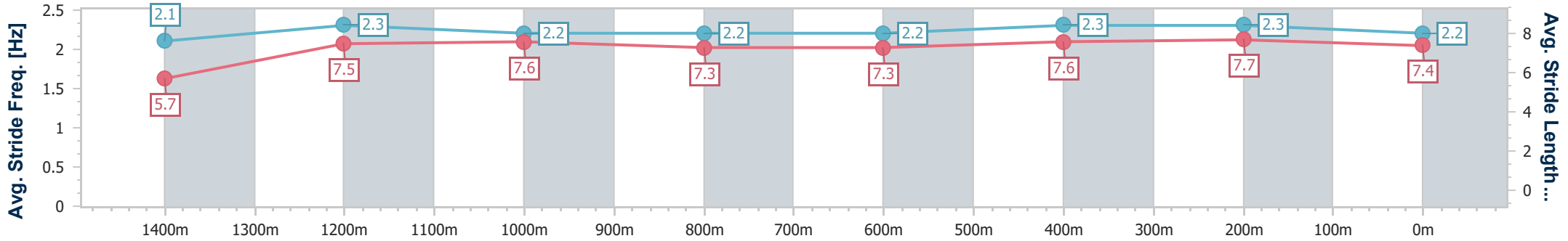
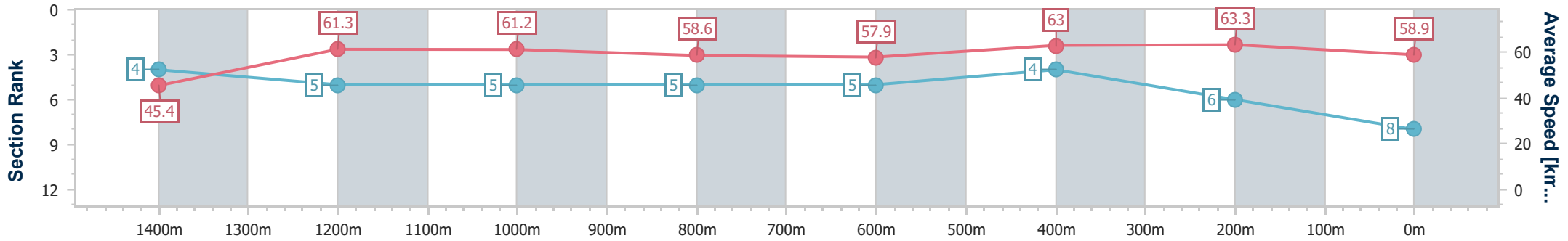
Rockhampton QLD Professional
Race 4: PHIL PEEL JEWELLER BENCHMARK 65 Handicap - 1500m



13 July 2024 - 13:54

Track Rating: Soft 5, Weather: Fine, Rail Position: +2.5m Entire

Section	Overall	1400m	1200m	1000m	800m	600m	400m	200m
Section Times	1:31.48 [8] (0:07.94)	1:23.54 [4] (0:11.76)	1:11.78 [5] (0:11.73)	1:00.05 [5] (0:12.30)	0:47.75 [5] (0:12.62)	0:35.13 [5] (0:11.43)	0:23.70 [4] (0:11.36)	0:12.34 [6] (0:12.34)
Average Speed [km/h]	45.4	61.3	61.2	58.6	57.9	63.0	63.3	58.9
Top Speed [km/h]	59.4	63.2	63.3	61.1	61.3	65.3	65.3	62.3
Avg. Dist. to Rail [m]	5.9	1.1	0.6	0.7	1.8	3.7	5.0	6.5
Avg. Stride Freq. [Hz]	2.1	2.3	2.2	2.2	2.2	2.3	2.3	2.2
Avg. Stride Length [m]	5.7	7.5	7.6	7.3	7.3	7.6	7.7	7.4



- [] Ranking at each section and finish
- .-.- No data available at this section
- NA No data available



Horse/Jockey Name	Prince Akeem
Final Rank	9
Fastest Section Time (Section)	0:08.13 (Overall)
Top Speed [km/h] (Section)	65.3 (600m)
Race State	Finished



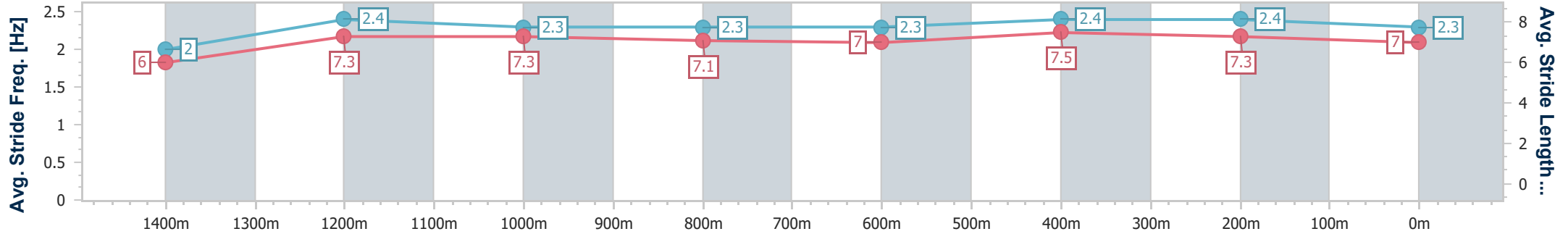
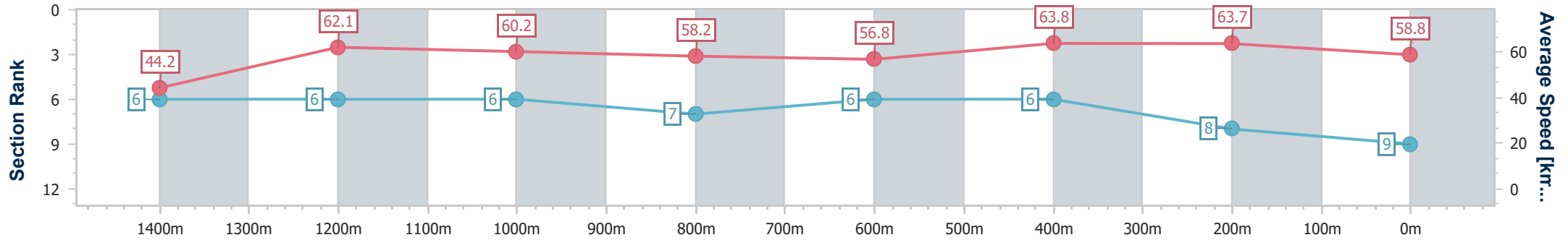
Rockhampton QLD Professional
Race 4: PHIL PEEL JEWELLER BENCHMARK 65 Handicap - 1500m



13 July 2024 - 13:54

Track Rating: Soft 5, Weather: Fine, Rail Position: +2.5m Entire

Section	Overall	1400m	1200m	1000m	800m	600m	400m	200m
Section Times	1:31.54 [9] (0:08.13)	1:23.41 [6] (0:11.60)	1:11.81 [6] (0:11.93)	0:59.88 [6] (0:12.25)	0:47.63 [7] (0:12.68)	0:34.95 [6] (0:11.30)	0:23.65 [6] (0:11.31)	0:12.34 [8] (0:12.34)
Average Speed [km/h]	44.2	62.1	60.2	58.2	56.8	63.8	63.7	58.8
Top Speed [km/h]	61.3	63.2	61.6	61.1	60.9	65.3	64.7	62.8
Avg. Dist. to Rail [m]	2.3	1.1	1.7	1.6	0.6	0.4	0.6	1.7
Avg. Stride Freq. [Hz]	2.0	2.4	2.3	2.3	2.3	2.4	2.4	2.3
Avg. Stride Length [m]	6.0	7.3	7.3	7.1	7.0	7.5	7.3	7.0



- [] Ranking at each section and finish
- .-.- No data available at this section
- NA No data available



Horse/Jockey Name	Irish Sally
Final Rank	10
Fastest Section Time (Section)	0:08.44 (Overall)
Top Speed [km/h] (Section)	65.8 (400m)
Race State	Finished



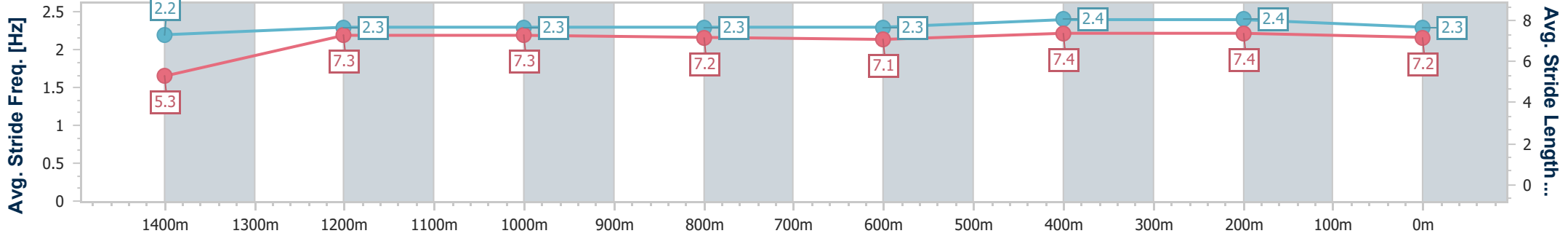
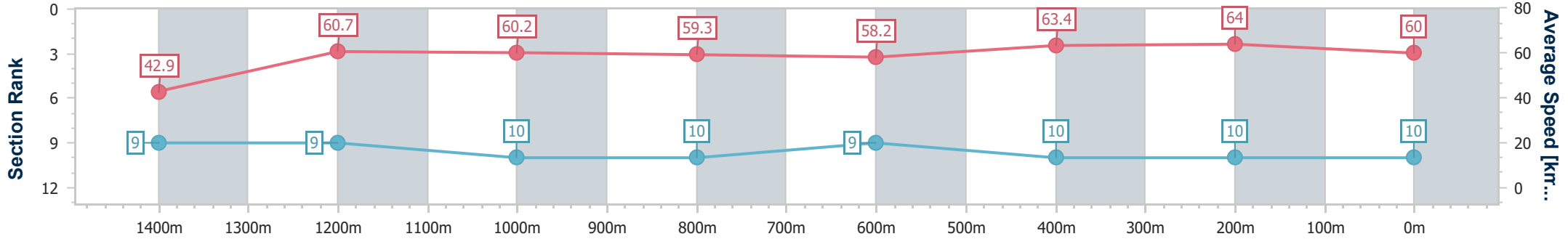
Rockhampton QLD Professional
Race 4: PHIL PEEL JEWELLER BENCHMARK 65 Handicap - 1500m



13 July 2024 - 13:54

Track Rating: Soft 5, Weather: Fine, Rail Position: +2.5m Entire

Section	Overall	1400m	1200m	1000m	800m	600m	400m	200m
Section Times	1:31.65 [10] (0:08.44)	1:23.21 [9] (0:11.88)	1:11.33 [9] (0:11.95)	0:59.38 [10] (0:12.18)	0:47.20 [10] (0:12.46)	0:34.74 [9] (0:11.38)	0:23.36 [10] (0:11.24)	0:12.12 [10] (0:12.12)
Average Speed [km/h]	42.9	60.7	60.2	59.3	58.2	63.4	64.0	60.0
Top Speed [km/h]	57.7	62.4	61.7	59.7	60.2	65.3	65.8	62.8
Avg. Dist. to Rail [m]	6.3	0.4	0.6	0.7	1.2	4.7	8.0	8.9
Avg. Stride Freq. [Hz]	2.2	2.3	2.3	2.3	2.3	2.4	2.4	2.3
Avg. Stride Length [m]	5.3	7.3	7.3	7.2	7.1	7.4	7.4	7.2



- [] Ranking at each section and finish
- .-.- No data available at this section
- NA No data available