



Rockhampton QLD Professional

Race 2: NUTURF BENCHMARK 65 Handicap - 2215m

13 July 2024 - 12:45



Track Rating: Soft 5, Weather: Fine, Rail Position: +2.5m Entire

Section		Overall	2000m	1800m	1600m	1400m	1200m	1000m	Last 600m				
Field Times		2:17.80 (0:14.94)	2:02.86 (0:11.38)	1:51.48 (0:11.98)	1:39.50 (0:12.67)	1:26.83 (0:12.76)	1:14.07 (0:12.35)	1:01.72 (0:12.22)	0:37.07				
Rank	TAB Horse/Jockey	Barrier	Top Speed [km/h]	Fastest Section									Distance Travelled [m]
1	2 LUCKY EXCHANGE Les Tilley	3	63.5 600m	0:11.52 600m	2:17.80 [1] (0:15.62)	2:02.18 [6] (0:11.99)	1:50.19 [7] (0:12.04)	1:38.15 [6] (0:12.54)	1:25.61 [6] (0:12.66)	1:12.95 [6] (0:12.35)	1:00.60 [6] (0:12.42)	0:36.10	
2	7 BRAND NEW Justin Stanley	8	64.9 2000m	0:11.37 2000m	2:17.83 [2] (0:14.97)	2:02.86 [2] (0:11.37)	1:51.49 [2] (0:12.13)	1:39.36 [2] (0:12.77)	1:26.59 [2] (0:12.72)	1:13.87 [2] (0:12.42)	1:01.45 [2] (0:12.34)	0:36.93	-8
3	3 GUTS 'N' GLORY Karl Zechner	4	62.1 600m	0:11.77 600m	2:17.98 [3] (0:15.42)	2:02.56 [5] (0:11.95)	1:50.61 [4] (0:11.96)	1:38.65 [4] (0:12.59)	1:26.06 [5] (0:12.64)	1:13.42 [5] (0:12.48)	1:00.94 [4] (0:12.39)	0:36.54	-14
4	5 TORQUE LEICA STAR Cody Collis	11	62.8 600m	0:11.57 600m	2:18.04 [4] (0:16.08)	2:01.96 [10] (0:12.24)	1:49.72 [10] (0:11.99)	1:37.73 [10] (0:12.52)	1:25.21 [9] (0:12.52)	1:12.69 [9] (0:12.47)	1:00.22 [9] (0:12.36)	0:35.76	-9
5	9 IRIDESSA Warwick Satherley	9	62.9 600m	0:11.63 600m	2:18.40 [5] (0:15.93)	2:02.47 [9] (0:12.16)	1:50.31 [9] (0:12.17)	1:38.14 [9] (0:12.80)	1:25.34 [10] (0:12.51)	1:12.83 [10] (0:12.57)	1:00.26 [10] (0:12.40)	0:35.59	+0
6	6 RED VICAR Teagan Voorham	10	62.8 600m	0:11.63 600m	2:18.49 [6] (0:15.65)	2:02.84 [7] (0:11.94)	1:50.90 [6] (0:12.06)	1:38.84 [7] (0:12.64)	1:26.20 [7] (0:12.60)	1:13.60 [7] (0:12.45)	1:01.15 [7] (0:12.61)	0:36.24	+8
7	10 ADMIRAL ASH Alisha Donald	1	64.3 Overall	0:11.38 2000m	2:19.08 [7] (0:14.94)	2:04.14 [1] (0:11.38)	1:52.76 [1] (0:11.98)	1:40.78 [1] (0:12.67)	1:28.11 [1] (0:12.76)	1:15.35 [1] (0:12.35)	1:03.00 [1] (0:12.22)	0:38.35	-10
8	11 HADMYTIME Nathan Thomas	2	62.1 2000m	0:11.89 2000m	2:19.35 [8] (0:15.02)	2:04.33 [3] (0:11.89)	1:52.44 [3] (0:11.96)	1:40.48 [3] (0:12.46)	1:28.02 [3] (0:12.67)	1:15.35 [3] (0:12.41)	1:02.94 [3] (0:12.46)	0:38.05	+3
9	4 HERE HE LOOMS Jason Missen	6	63.6 600m	0:11.71 600m	2:19.78 [9] (0:15.66)	2:04.12 [8] (0:12.04)	1:52.08 [8] (0:12.22)	1:39.86 [8] (0:12.82)	1:27.04 [8] (0:12.50)	1:14.54 [8] (0:12.44)	1:02.10 [8] (0:12.54)	0:37.27	+5
10	8 DELIUS Chris Mclver	7	61.6 600m	0:11.85 600m	2:19.99 [10] (0:15.35)	2:04.64 [4] (0:12.05)	1:52.59 [5] (0:12.03)	1:40.56 [5] (0:12.46)	1:28.10 [4] (0:12.61)	1:15.49 [4] (0:12.55)	1:02.94 [5] (0:12.62)	0:37.74	+3

Scratched: Fortified (#1)

[] Ranking at each section and finish
 -:-:- No data available at this section
 NA No data available

SCN Saddle cloth number
 DNF Did not finish
 DNT Did not track



Rockhampton QLD Professional

Race 2: NUTURF BENCHMARK 65 Handicap - 2215m

13 July 2024 - 12:45



Track Rating: Soft 5, Weather: Fine, Rail Position: +2.5m Entire

Section										Last 600m		
Field Times		800m	600m	400m	200m							
		0:49.50 (0:12.43)	0:37.07 (0:12.17)	0:24.90 (0:12.25)	0:12.65 (0:12.65)							0:37.07
Rank	TAB	Horse/Jockey	Barrier	Top Speed [km/h]	Fastest Section					Margin	Distance Travelled [m]	
1	2	LUCKY EXCHANGE Les Tilley	3	63.5 600m	0:11.52 600m	0:48.18 [5] (0:12.08)	0:36.10 [5] (0:11.52)	0:24.58 [4] (0:11.93)	0:12.65 [1] (0:12.65)	2:17.80	0:36.10	
2	7	BRAND NEW Justin Stanley	8	64.9 2000m	0:11.37 2000m	0:49.11 [2] (0:12.18)	0:36.93 [2] (0:12.00)	0:24.93 [1] (0:12.25)	0:12.68 [2] (0:12.68)	0.14L	0:36.93 -8	
3	3	GUTS 'N' GLORY Karl Zechner	4	62.1 600m	0:11.77 600m	0:48.55 [4] (0:12.01)	0:36.54 [4] (0:11.77)	0:24.77 [3] (0:12.11)	0:12.66 [3] (0:12.66)	1.04L	0:36.54 -14	
4	5	TORQUE LEICA STAR Cody Collis	11	62.8 600m	0:11.57 600m	0:47.86 [8] (0:12.10)	0:35.76 [8] (0:11.57)	0:24.19 [6] (0:11.90)	0:12.29 [5] (0:12.29)	1.41L	0:35.76 -9	
5	9	IRIDESSA Warwick Satherley	9	62.9 600m	0:11.63 600m	0:47.86 [10] (0:12.27)	0:35.59 [10] (0:11.63)	0:23.96 [10] (0:11.83)	0:12.13 [9] (0:12.13)	3.5L	0:35.59 +0	
6	6	RED VICAR Teagan Voorham	10	62.8 600m	0:11.63 600m	0:48.54 [7] (0:12.30)	0:36.24 [7] (0:11.63)	0:24.61 [7] (0:12.03)	0:12.58 [6] (0:12.58)	4.07L	0:36.24 +8	
7	10	ADMIRAL ASH Alisha Donald	1	64.3 Overall	0:11.38 2000m	0:50.78 [1] (0:12.43)	0:38.35 [1] (0:12.18)	0:26.17 [2] (0:12.67)	0:13.50 [4] (0:13.50)	7.51L	0:38.35 -10	
8	11	HADMYTIME Nathan Thomas	2	62.1 2000m	0:11.89 2000m	0:50.48 [3] (0:12.43)	0:38.05 [3] (0:12.12)	0:25.93 [5] (0:12.73)	0:13.20 [7] (0:13.20)	9.13L	0:38.05 +3	
9	4	HERE HE LOOMS Jason Missen	6	63.6 600m	0:11.71 600m	0:49.56 [9] (0:12.29)	0:37.27 [9] (0:11.71)	0:25.56 [9] (0:12.30)	0:13.26 [10] (0:13.26)	11.6L	0:37.27 +5	
10	8	DELIUS Chris McIver	7	61.6 600m	0:11.85 600m	0:50.32 [6] (0:12.58)	0:37.74 [6] (0:11.85)	0:25.89 [8] (0:12.17)	0:13.72 [8] (0:13.72)	12.87L	0:37.74 +3	

Scratched: Fortified (#1)

[] Ranking at each section and finish
 -:-:- No data available at this section
 NA No data available

SCN Saddle cloth number
 DNF Did not finish
 DNT Did not track



Horse/Jockey Name	Lucky Exchange
Final Rank	1
Fastest Section Time (Section)	0:11.52 (600m)
Top Speed [km/h] (Section)	63.5 (600m)
Race State	Finished



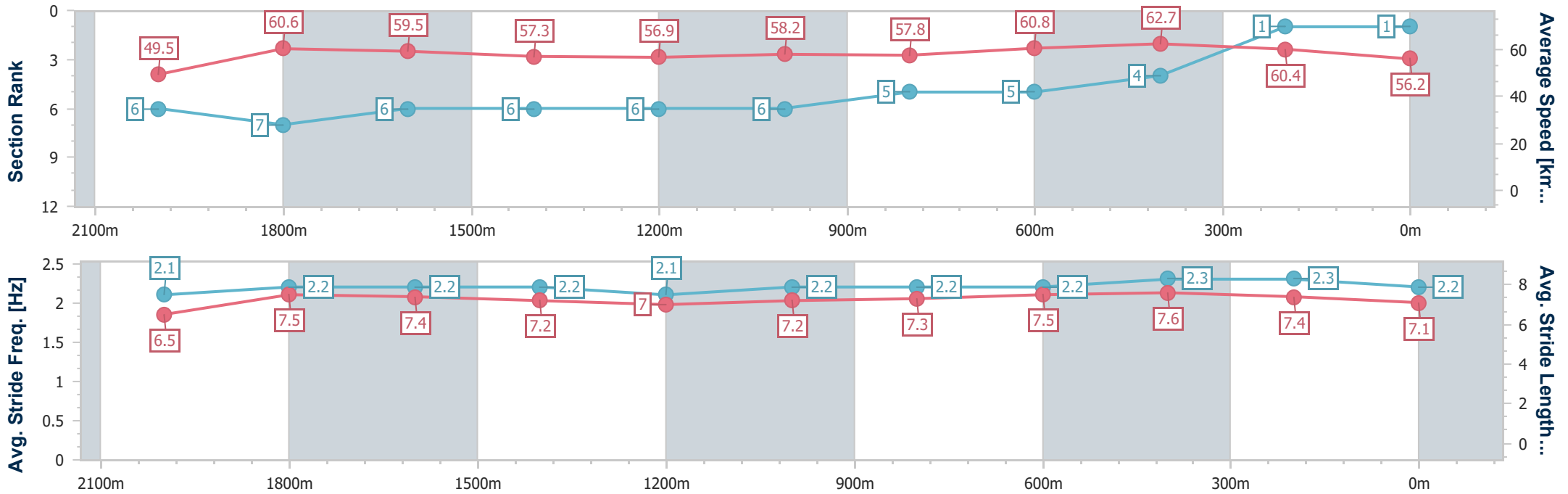
Rockhampton QLD Professional
Race 2: NUTURF BENCHMARK 65 Handicap - 2215m

13 July 2024 - 12:45

Track Rating: Soft 5, Weather: Fine, Rail Position: +2.5m Entire



Section	Overall	2000m	1800m	1600m	1400m	1200m	1000m	800m	600m	400m	200m
Section Times	2:17.80 [1] (0:15.62)	2:02.18 [6] (0:11.99)	1:50.19 [7] (0:12.04)	1:38.15 [6] (0:12.54)	1:25.61 [6] (0:12.66)	1:12.95 [6] (0:12.35)	1:00.60 [6] (0:12.42)	0:48.18 [5] (0:12.08)	0:36.10 [5] (0:11.52)	0:24.58 [4] (0:11.93)	0:12.65 [1] (0:12.65)
Average Speed [km/h]	49.5	60.6	59.5	57.3	56.9	58.2	57.8	60.8	62.7	60.4	56.2
Top Speed [km/h]	60.9	61.0	61.1	59.6	58.2	59.3	60.3	62.0	63.5	62.5	58.6
Avg. Dist. to Rail [m]	6.2	1.4	0.6	1.3	0.8	0.7	0.7	2.5	6.2	6.6	6.4
Avg. Stride Freq. [Hz]	2.1	2.2	2.2	2.2	2.1	2.2	2.2	2.2	2.3	2.3	2.2
Avg. Stride Length [m]	6.5	7.5	7.4	7.2	7.0	7.2	7.3	7.5	7.6	7.4	7.1



- [] Ranking at each section and finish
- .-.- No data available at this section
- NA No data available



Horse/Jockey Name	Brand New
Final Rank	2
Fastest Section Time (Section)	0:11.37 (2000m)
Top Speed [km/h] (Section)	64.9 (2000m)
Race State	Finished



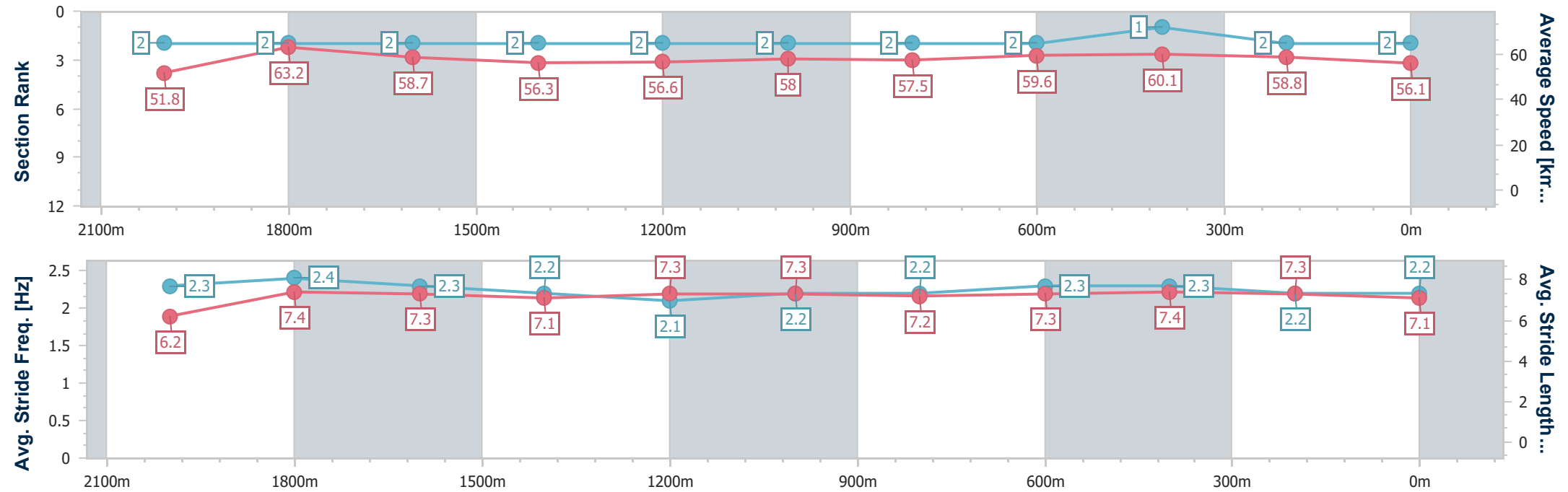
Rockhampton QLD Professional
Race 2: NUTURF BENCHMARK 65 Handicap - 2215m

13 July 2024 - 12:45



Track Rating: Soft 5, Weather: Fine, Rail Position: +2.5m Entire

Section	Overall	2000m	1800m	1600m	1400m	1200m	1000m	800m	600m	400m	200m
Section Times	2:17.83 [2] (0:14.97)	2:02.86 [2] (0:11.37)	1:51.49 [2] (0:12.13)	1:39.36 [2] (0:12.77)	1:26.59 [2] (0:12.72)	1:13.87 [2] (0:12.42)	1:01.45 [2] (0:12.34)	0:49.11 [2] (0:12.18)	0:36.93 [2] (0:12.00)	0:24.93 [1] (0:12.25)	0:12.68 [2] (0:12.68)
Average Speed [km/h]	51.8	63.2	58.7	56.3	56.6	58.0	57.5	59.6	60.1	58.8	56.1
Top Speed [km/h]	64.3	64.9	60.5	57.7	57.2	59.3	58.6	60.5	60.4	60.0	57.9
Avg. Dist. to Rail [m]	6.4	0.9	1.3	1.0	0.8	0.8	1.6	0.9	2.6	3.6	4.7
Avg. Stride Freq. [Hz]	2.3	2.4	2.3	2.2	2.1	2.2	2.2	2.3	2.3	2.2	2.2
Avg. Stride Length [m]	6.2	7.4	7.3	7.1	7.3	7.3	7.2	7.3	7.4	7.3	7.1



- [] Ranking at each section and finish
- .-.- No data available at this section
- NA No data available



Horse/Jockey Name	Guts 'N' Glory
Final Rank	3
Fastest Section Time (Section)	0:11.77 (600m)
Top Speed [km/h] (Section)	62.1 (600m)
Race State	Finished



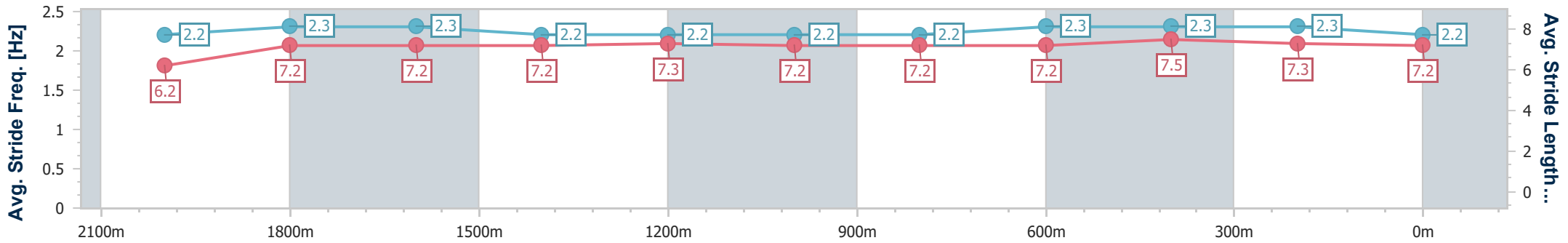
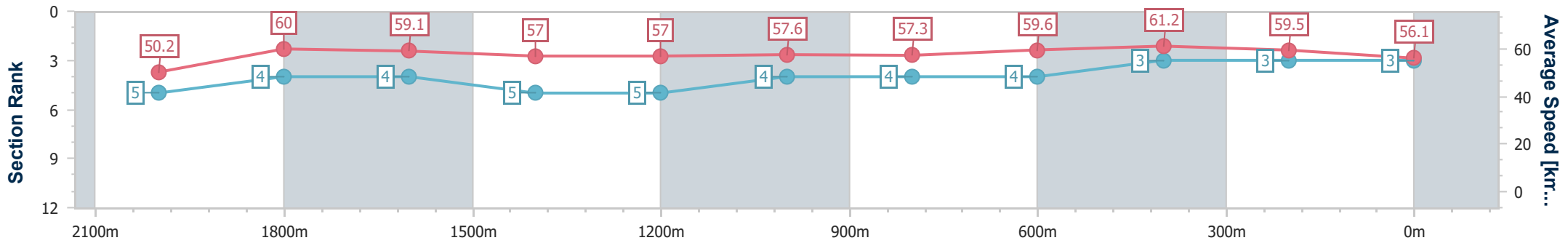
Rockhampton QLD Professional
Race 2: NUTURF BENCHMARK 65 Handicap - 2215m

13 July 2024 - 12:45



Track Rating: Soft 5, Weather: Fine, Rail Position: +2.5m Entire

Section	Overall	2000m	1800m	1600m	1400m	1200m	1000m	800m	600m	400m	200m
Section Times	2:17.98 [3] (0:15.42)	2:02.56 [5] (0:11.95)	1:50.61 [4] (0:11.96)	1:38.65 [4] (0:12.59)	1:26.06 [5] (0:12.64)	1:13.42 [5] (0:12.48)	1:00.94 [4] (0:12.39)	0:48.55 [4] (0:12.01)	0:36.54 [4] (0:11.77)	0:24.77 [3] (0:12.11)	0:12.66 [3] (0:12.66)
Average Speed [km/h]	50.2	60.0	59.1	57.0	57.0	57.6	57.3	59.6	61.2	59.5	56.1
Top Speed [km/h]	62.0	60.8	60.2	57.9	58.2	59.1	58.6	61.8	62.1	60.9	57.7
Avg. Dist. to Rail [m]	5.5	1.8	2.4	1.7	1.8	1.8	2.0	0.6	1.8	3.6	4.9
Avg. Stride Freq. [Hz]	2.2	2.3	2.3	2.2	2.2	2.2	2.2	2.3	2.3	2.3	2.2
Avg. Stride Length [m]	6.2	7.2	7.2	7.2	7.3	7.2	7.2	7.2	7.5	7.3	7.2



- [] Ranking at each section and finish
- .-.- No data available at this section
- NA No data available



Horse/Jockey Name	Torque Leica Star
Final Rank	4
Fastest Section Time (Section)	0:11.57 (600m)
Top Speed [km/h] (Section)	62.8 (600m)
Race State	Finished



Rockhampton QLD Professional

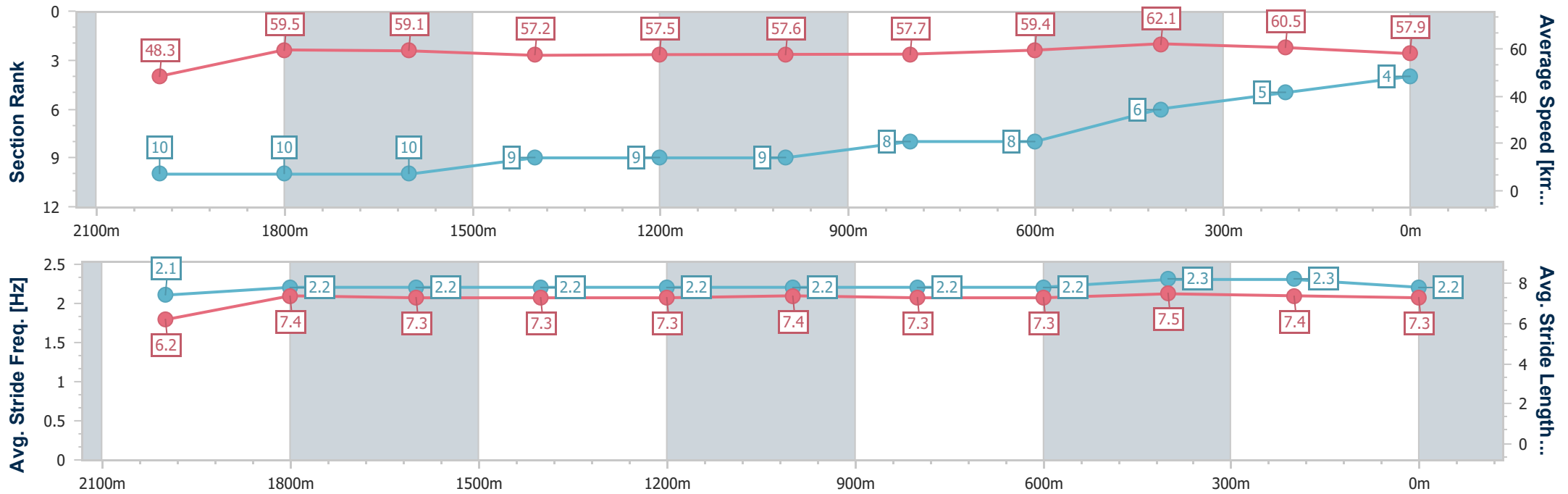
Race 2: NUTURF BENCHMARK 65 Handicap - 2215m

13 July 2024 - 12:45

Track Rating: Soft 5, Weather: Fine, Rail Position: +2.5m Entire



Section	Overall	2000m	1800m	1600m	1400m	1200m	1000m	800m	600m	400m	200m
Section Times	2:18.04 [4] (0:16.08)	2:01.96 [10] (0:12.24)	1:49.72 [10] (0:11.99)	1:37.73 [10] (0:12.52)	1:25.21 [9] (0:12.52)	1:12.69 [9] (0:12.47)	1:00.22 [9] (0:12.36)	0:47.86 [8] (0:12.10)	0:35.76 [8] (0:11.57)	0:24.19 [6] (0:11.90)	0:12.29 [5] (0:12.29)
Average Speed [km/h]	48.3	59.5	59.1	57.2	57.5	57.6	57.7	59.4	62.1	60.5	57.9
Top Speed [km/h]	60.6	60.5	60.1	59.3	58.5	58.4	59.3	61.0	62.8	62.1	58.9
Avg. Dist. to Rail [m]	9.6	2.2	2.1	3.0	3.0	3.0	1.9	0.4	1.8	5.3	6.1
Avg. Stride Freq. [Hz]	2.1	2.2	2.2	2.2	2.2	2.2	2.2	2.2	2.3	2.3	2.2
Avg. Stride Length [m]	6.2	7.4	7.3	7.3	7.3	7.4	7.3	7.3	7.5	7.4	7.3



- [] Ranking at each section and finish
- .-.- No data available at this section
- NA No data available



Horse/Jockey Name	Iridessa
Final Rank	5
Fastest Section Time (Section)	0:11.63 (600m)
Top Speed [km/h] (Section)	62.9 (600m)
Race State	Finished



Rockhampton QLD Professional

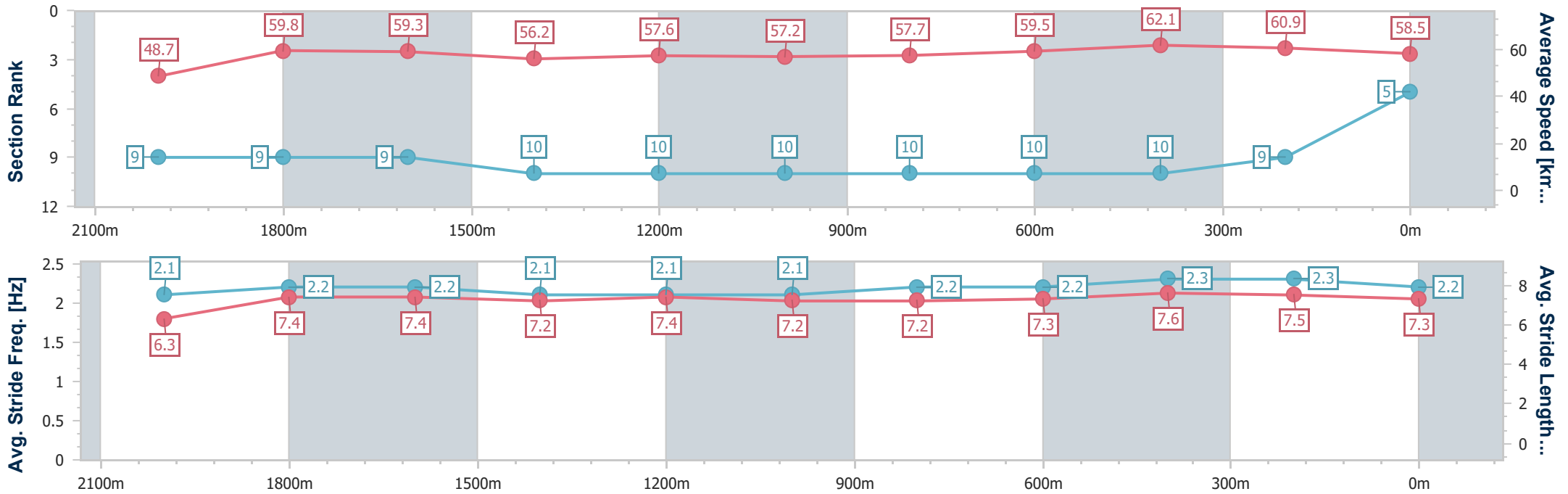
Race 2: NUTURF BENCHMARK 65 Handicap - 2215m

13 July 2024 - 12:45



Track Rating: Soft 5, Weather: Fine, Rail Position: +2.5m Entire

Section	Overall	2000m	1800m	1600m	1400m	1200m	1000m	800m	600m	400m	200m
Section Times	2:18.40 [5] (0:15.93)	2:02.47 [9] (0:12.16)	1:50.31 [9] (0:12.17)	1:38.14 [9] (0:12.80)	1:25.34 [10] (0:12.51)	1:12.83 [10] (0:12.57)	1:00.26 [10] (0:12.40)	0:47.86 [10] (0:12.27)	0:35.59 [10] (0:11.63)	0:23.96 [10] (0:11.83)	0:12.13 [9] (0:12.13)
Average Speed [km/h]	48.7	59.8	59.3	56.2	57.6	57.2	57.7	59.5	62.1	60.9	58.5
Top Speed [km/h]	61.6	60.6	61.2	58.8	59.0	58.7	59.4	60.7	62.9	62.1	60.0
Avg. Dist. to Rail [m]	7.9	1.9	0.3	0.8	0.7	0.9	1.0	2.0	4.9	2.7	2.2
Avg. Stride Freq. [Hz]	2.1	2.2	2.2	2.1	2.1	2.1	2.2	2.2	2.3	2.3	2.2
Avg. Stride Length [m]	6.3	7.4	7.4	7.2	7.4	7.2	7.2	7.3	7.6	7.5	7.3



- [] Ranking at each section and finish
- .-.- No data available at this section
- NA No data available



Horse/Jockey Name	Red Vicar
Final Rank	6
Fastest Section Time (Section)	0:11.63 (600m)
Top Speed [km/h] (Section)	62.8 (600m)
Race State	Finished



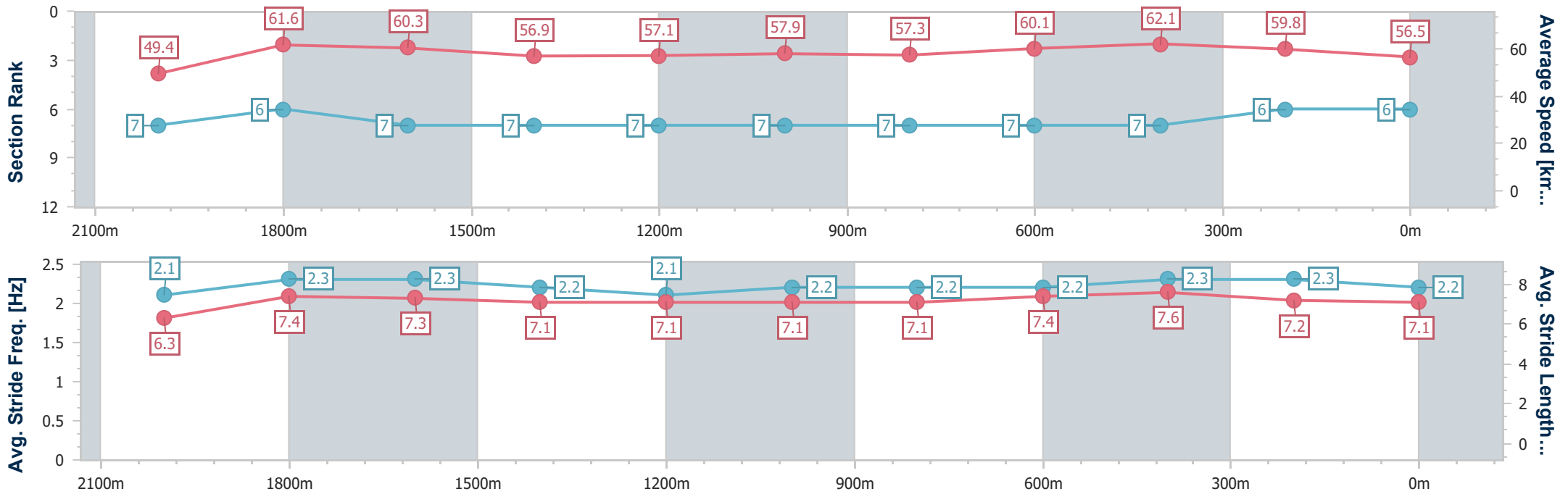
Rockhampton QLD Professional
Race 2: NUTURF BENCHMARK 65 Handicap - 2215m

13 July 2024 - 12:45



Track Rating: Soft 5, Weather: Fine, Rail Position: +2.5m Entire

Section	Overall	2000m	1800m	1600m	1400m	1200m	1000m	800m	600m	400m	200m
Section Times	2:18.49 [6] (0:15.65)	2:02.84 [7] (0:11.94)	1:50.90 [6] (0:12.06)	1:38.84 [7] (0:12.64)	1:26.20 [7] (0:12.60)	1:13.60 [7] (0:12.45)	1:01.15 [7] (0:12.61)	0:48.54 [7] (0:12.30)	0:36.24 [7] (0:11.63)	0:24.61 [7] (0:12.03)	0:12.58 [6] (0:12.58)
Average Speed [km/h]	49.4	61.6	60.3	56.9	57.1	57.9	57.3	60.1	62.1	59.8	56.5
Top Speed [km/h]	61.4	62.4	61.5	58.1	58.9	58.6	58.8	60.9	62.8	62.3	57.4
Avg. Dist. to Rail [m]	9.2	3.4	1.3	0.1	0.1	0.3	0.6	3.4	6.0	8.1	6.4
Avg. Stride Freq. [Hz]	2.1	2.3	2.3	2.2	2.1	2.2	2.2	2.2	2.3	2.3	2.2
Avg. Stride Length [m]	6.3	7.4	7.3	7.1	7.1	7.1	7.1	7.4	7.6	7.2	7.1



- [] Ranking at each section and finish
- .-.- No data available at this section
- NA No data available



Horse/Jockey Name	Admiral Ash
Final Rank	7
Fastest Section Time (Section)	0:11.38 (2000m)
Top Speed [km/h] (Section)	64.3 (Overall)
Race State	Finished



Rockhampton QLD Professional

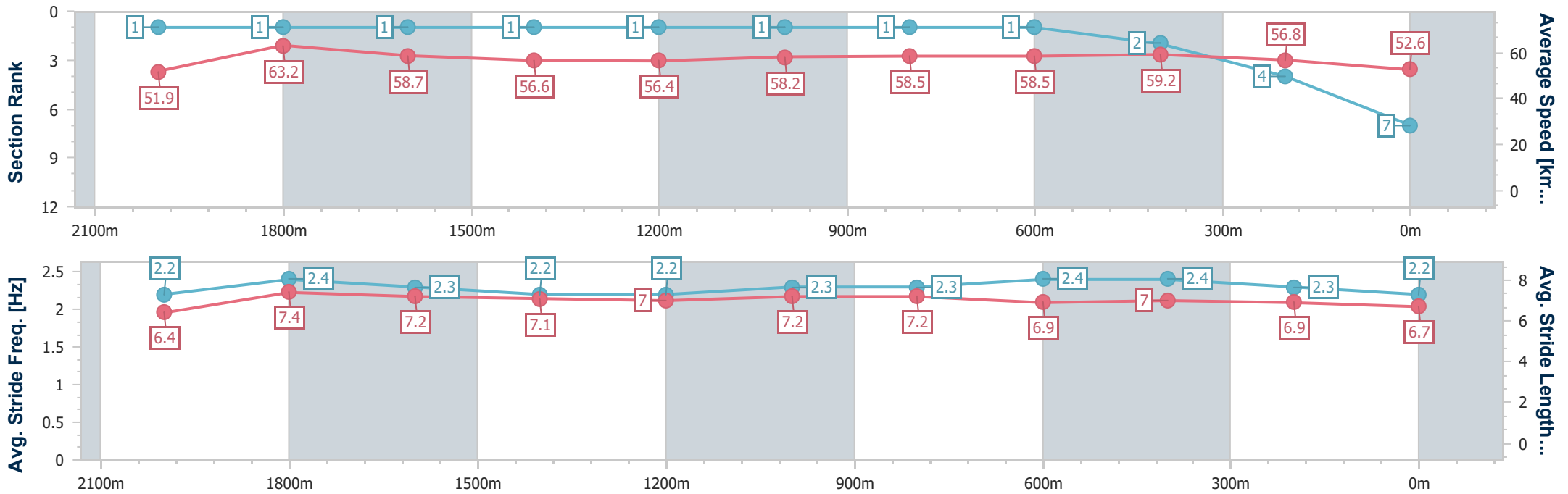
Race 2: NUTURF BENCHMARK 65 Handicap - 2215m

13 July 2024 - 12:45

Track Rating: Soft 5, Weather: Fine, Rail Position: +2.5m Entire



Section	Overall	2000m	1800m	1600m	1400m	1200m	1000m	800m	600m	400m	200m
Section Times	2:19.08 [7] (0:14.94)	2:04.14 [1] (0:11.38)	1:52.76 [1] (0:11.98)	1:40.78 [1] (0:12.67)	1:28.11 [1] (0:12.76)	1:15.35 [1] (0:12.35)	1:03.00 [1] (0:12.22)	0:50.78 [1] (0:12.43)	0:38.35 [1] (0:12.18)	0:26.17 [2] (0:12.67)	0:13.50 [4] (0:13.50)
Average Speed [km/h]	51.9	63.2	58.7	56.6	56.4	58.2	58.5	58.5	59.2	56.8	52.6
Top Speed [km/h]	64.3	64.2	62.1	57.4	57.4	58.7	60.2	60.5	60.8	59.3	54.6
Avg. Dist. to Rail [m]	3.1	0.9	2.9	2.8	2.0	1.3	1.1	1.2	1.2	1.3	2.6
Avg. Stride Freq. [Hz]	2.2	2.4	2.3	2.2	2.2	2.3	2.3	2.4	2.4	2.3	2.2
Avg. Stride Length [m]	6.4	7.4	7.2	7.1	7.0	7.2	7.2	6.9	7.0	6.9	6.7



- [] Ranking at each section and finish
- .-.- No data available at this section
- NA No data available



Horse/Jockey Name	Hadmytime
Final Rank	8
Fastest Section Time (Section)	0:11.89 (2000m)
Top Speed [km/h] (Section)	62.1 (2000m)
Race State	Finished



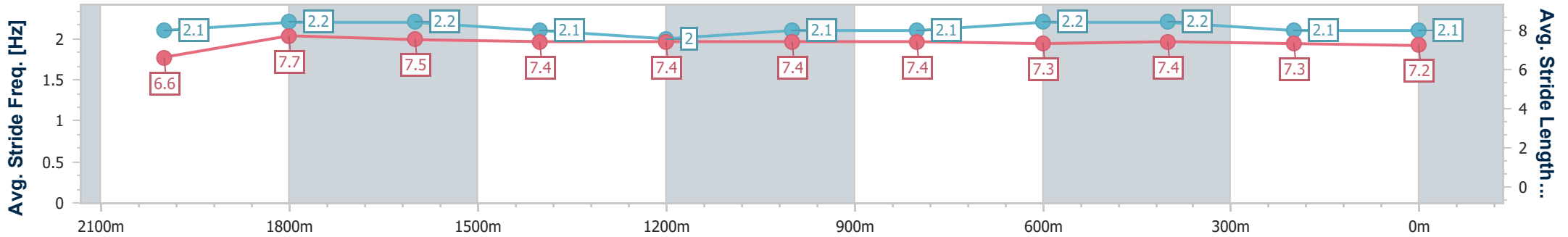
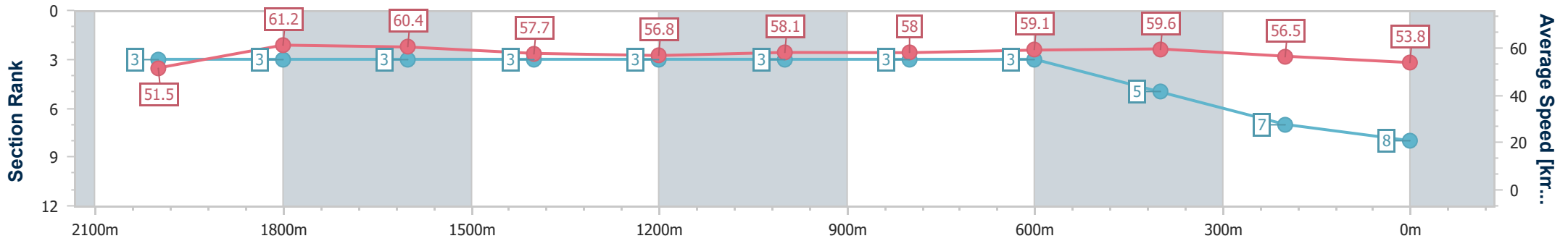
Rockhampton QLD Professional
Race 2: NUTURF BENCHMARK 65 Handicap - 2215m

13 July 2024 - 12:45

Track Rating: Soft 5, Weather: Fine, Rail Position: +2.5m Entire



Section	Overall	2000m	1800m	1600m	1400m	1200m	1000m	800m	600m	400m	200m
Section Times	2:19.35 [8] (0:15.02)	2:04.33 [3] (0:11.89)	1:52.44 [3] (0:11.96)	1:40.48 [3] (0:12.46)	1:28.02 [3] (0:12.67)	1:15.35 [3] (0:12.41)	1:02.94 [3] (0:12.46)	0:50.48 [3] (0:12.43)	0:38.05 [3] (0:12.12)	0:25.93 [5] (0:12.73)	0:13.20 [7] (0:13.20)
Average Speed [km/h]	51.5	61.2	60.4	57.7	56.8	58.1	58.0	59.1	59.6	56.5	53.8
Top Speed [km/h]	61.9	62.1	61.6	58.7	58.3	59.2	58.9	60.0	60.5	58.4	55.8
Avg. Dist. to Rail [m]	4.4	1.8	0.5	0.2	0.2	0.5	0.6	2.6	5.9	5.5	5.5
Avg. Stride Freq. [Hz]	2.1	2.2	2.2	2.1	2.0	2.1	2.1	2.2	2.2	2.1	2.1
Avg. Stride Length [m]	6.6	7.7	7.5	7.4	7.4	7.4	7.4	7.3	7.4	7.3	7.2



- [] Ranking at each section and finish
- .-.- No data available at this section
- NA No data available



Horse/Jockey Name	Here He Looms
Final Rank	9
Fastest Section Time (Section)	0:11.71 (600m)
Top Speed [km/h] (Section)	63.6 (600m)
Race State	Finished



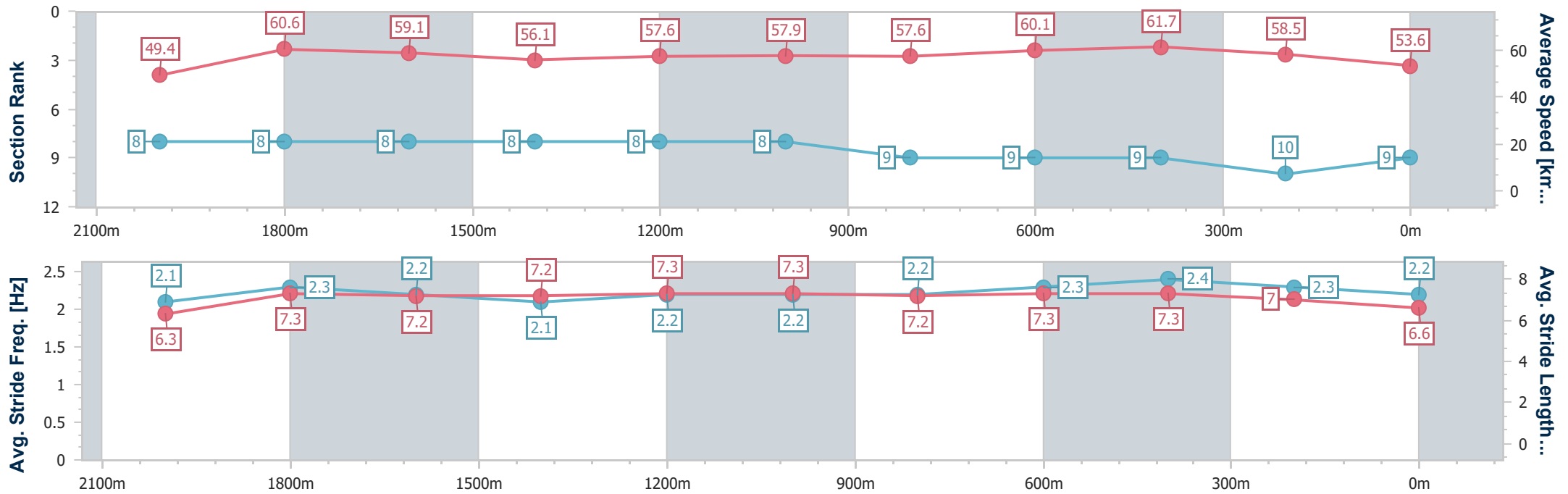
Rockhampton QLD Professional
Race 2: NUTURF BENCHMARK 65 Handicap - 2215m

13 July 2024 - 12:45

Track Rating: Soft 5, Weather: Fine, Rail Position: +2.5m Entire



Section	Overall	2000m	1800m	1600m	1400m	1200m	1000m	800m	600m	400m	200m
Section Times	2:19.78 [9] (0:15.66)	2:04.12 [8] (0:12.04)	1:52.08 [8] (0:12.22)	1:39.86 [8] (0:12.82)	1:27.04 [8] (0:12.50)	1:14.54 [8] (0:12.44)	1:02.10 [8] (0:12.54)	0:49.56 [9] (0:12.29)	0:37.27 [9] (0:11.71)	0:25.56 [9] (0:12.30)	0:13.26 [10] (0:13.26)
Average Speed [km/h]	49.4	60.6	59.1	56.1	57.6	57.9	57.6	60.1	61.7	58.5	53.6
Top Speed [km/h]	61.0	61.9	60.3	57.6	58.9	59.4	59.4	61.0	63.6	60.6	56.1
Avg. Dist. to Rail [m]	7.0	2.4	0.4	0.3	0.1	0.2	0.5	3.4	7.8	9.1	8.4
Avg. Stride Freq. [Hz]	2.1	2.3	2.2	2.1	2.2	2.2	2.2	2.3	2.4	2.3	2.2
Avg. Stride Length [m]	6.3	7.3	7.2	7.2	7.3	7.3	7.2	7.3	7.3	7.0	6.6



- [] Ranking at each section and finish
- .-.- No data available at this section
- NA No data available



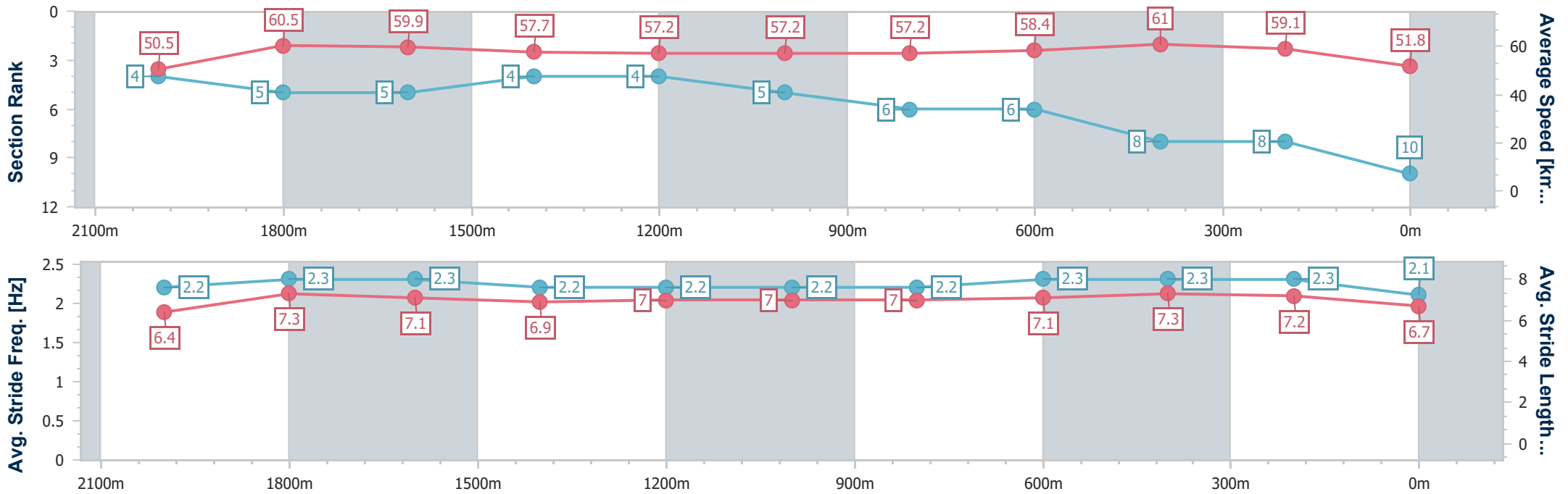
Horse/Jockey Name	Delius
Final Rank	10
Fastest Section Time (Section)	0:11.85 (600m)
Top Speed [km/h] (Section)	61.6 (600m)
Race State	Finished



Rockhampton QLD Professional
 Race 2: NUTURF BENCHMARK 65 Handicap - 2215m
 13 July 2024 - 12:45
 Track Rating: Soft 5, Weather: Fine, Rail Position: +2.5m Entire



Section	Overall	2000m	1800m	1600m	1400m	1200m	1000m	800m	600m	400m	200m
Section Times	2:19.99 [10] (0:15.35)	2:04.64 [4] (0:12.05)	1:52.59 [5] (0:12.03)	1:40.56 [5] (0:12.46)	1:28.10 [4] (0:12.61)	1:15.49 [4] (0:12.55)	1:02.94 [5] (0:12.62)	0:50.32 [6] (0:12.58)	0:37.74 [6] (0:11.85)	0:25.89 [8] (0:12.17)	0:13.72 [8] (0:13.72)
Average Speed [km/h]	50.5	60.5	59.9	57.7	57.2	57.2	57.2	58.4	61.0	59.1	51.8
Top Speed [km/h]	60.9	61.2	61.0	58.2	58.9	58.0	58.4	60.2	61.6	61.4	56.1
Avg. Dist. to Rail [m]	7.4	2.1	0.3	0.2	0.1	0.3	0.5	2.5	4.8	5.8	6.9
Avg. Stride Freq. [Hz]	2.2	2.3	2.3	2.2	2.2	2.2	2.2	2.3	2.3	2.3	2.1
Avg. Stride Length [m]	6.4	7.3	7.1	6.9	7.0	7.0	7.0	7.1	7.3	7.2	6.7



- [] Ranking at each section and finish
- .-.- No data available at this section
- NA No data available