



# Rockhampton QLD Professional

## Race 1: DLV FINANCE QTIS Two-Year-Old Handicap - 1200m

13 July 2024 - 12:11



Track Rating: Soft 5, Weather: Fine, Rail Position: +2.5m Entire

Section		Overall	1000m	800m	600m	400m	200m	Last 600m					
Field Times		1:10.73 (0:13.09)	0:57.64 (0:11.48)	0:46.16 (0:11.96)	0:34.20 (0:11.39)	0:22.81 (0:11.27)	0:11.54 (0:11.54)	0:34.20					
Rank	TAB Horse/Jockey	Barrier	Top Speed [km/h]	Fastest Section								Margin	Distance Travelled [m]
1	4 ASK ME MATE Tasha Chambers	6	67.5 1000m	0:10.84 400m	1:10.73 [1] (0:13.84)	0:56.89 [5] (0:11.25)	0:45.64 [5] (0:12.17)	0:33.47 [5] (0:11.09)	0:22.38 [5] (0:10.84)	0:11.54 [1] (0:11.54)	1:10.73	0:33.47	
2	2 ACEDROD Justin Huxtable	2	66.4 600m	0:11.17 400m	1:11.22 [2] (0:13.13)	0:58.09 [2] (0:11.50)	0:46.59 [2] (0:12.29)	0:34.30 [2] (0:11.19)	0:23.11 [2] (0:11.17)	0:11.94 [2] (0:11.94)	2.88L	0:34.30	+4
3	1 ASTRA STAR Les Tilley	7	65.4 400m	0:11.19 400m	1:11.35 [3] (0:13.47)	0:57.88 [4] (0:11.38)	0:46.50 [4] (0:12.15)	0:34.35 [3] (0:11.24)	0:23.11 [4] (0:11.19)	0:11.92 [4] (0:11.92)	3.62L	0:34.35	+1
4	3 MORE STYLISH Robbie Dolan	3	67.7 600m	0:11.11 400m	1:11.39 [4] (0:13.33)	0:58.06 [3] (0:11.48)	0:46.58 [3] (0:12.23)	0:34.35 [4] (0:11.15)	0:23.20 [3] (0:11.11)	0:12.09 [3] (0:12.09)	3.9L	0:34.35	+5
5	7 RIVELLY Jackson Murphy	1	65.7 600m	0:11.39 600m	1:12.43 [5] (0:13.09)	0:59.34 [1] (0:11.48)	0:47.86 [1] (0:11.96)	0:35.90 [1] (0:11.39)	0:24.51 [1] (0:11.61)	0:12.90 [5] (0:12.90)	10.02L	0:35.90	-6

Scratched: Electric Brae (#5), Cosmic Atom (#6)



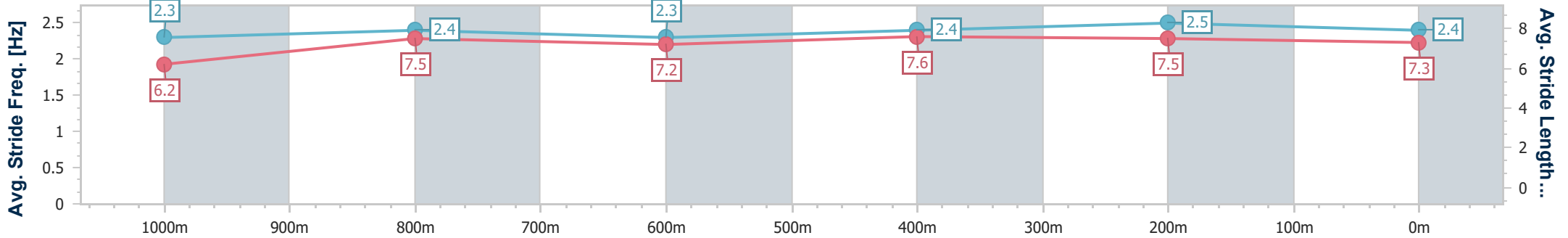
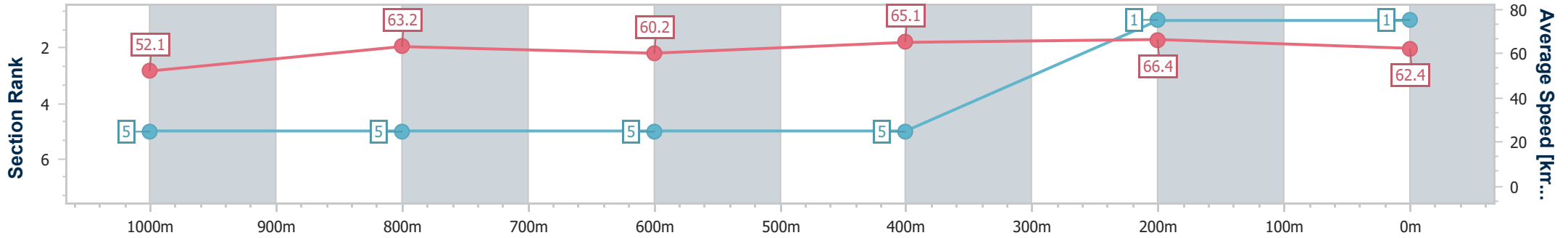
Horse/Jockey Name	Ask Me Mate
Final Rank	1
Fastest Section Time (Section)	0:10.84 (400m)
Top Speed [km/h] (Section)	67.5 (1000m)
Race State	Finished



Rockhampton QLD Professional  
 Race 1: DLV FINANCE QTIS Two-Year-Old Handicap - 1200m  
 13 July 2024 - 12:11  
 Track Rating: Soft 5, Weather: Fine, Rail Position: +2.5m Entire



Section	Overall	1000m	800m	600m	400m	200m
Section Times	1:10.73 [1] (0:13.84)	0:56.89 [5] (0:11.25)	0:45.64 [5] (0:12.17)	0:33.47 [5] (0:11.09)	0:22.38 [5] (0:10.84)	0:11.54 [1] (0:11.54)
Average Speed [km/h]	52.1	63.2	60.2	65.1	66.4	62.4
Top Speed [km/h]	66.7	67.5	62.2	66.8	67.0	65.8
Avg. Dist. to Rail [m]	2.4	2.0	2.5	5.0	5.5	4.1
Avg. Stride Freq. [Hz]	2.3	2.4	2.3	2.4	2.5	2.4
Avg. Stride Length [m]	6.2	7.5	7.2	7.6	7.5	7.3



- [ ] Ranking at each section and finish
- .-.- No data available at this section
- NA No data available



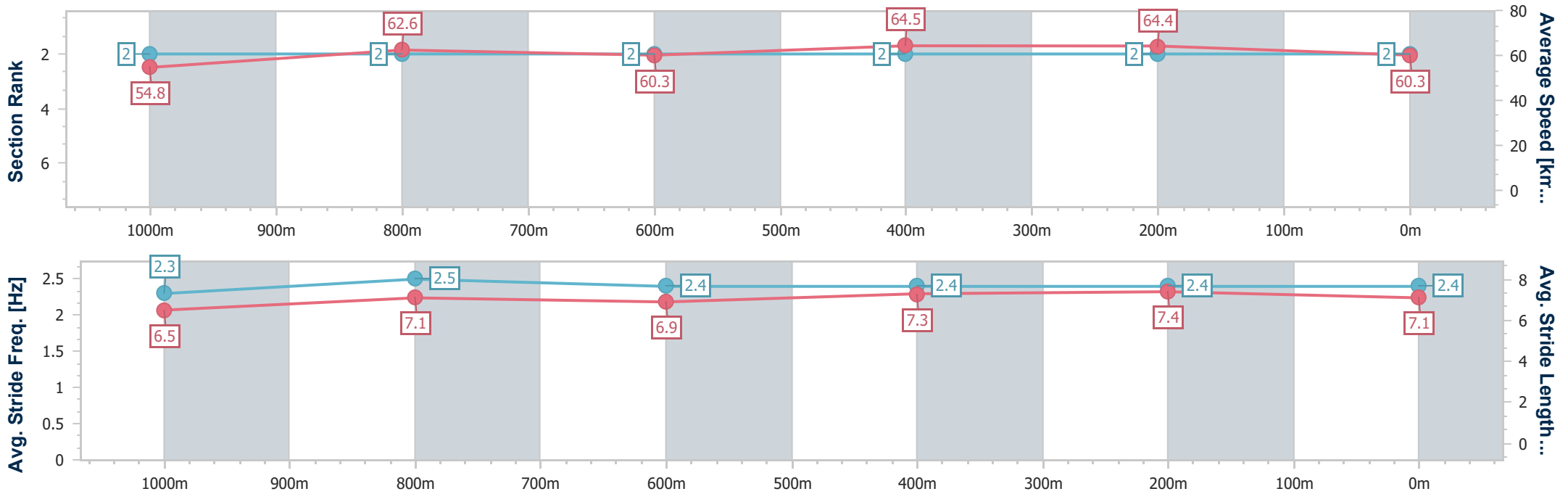
Horse/Jockey Name	Acedrod
Final Rank	2
Fastest Section Time (Section)	0:11.17 (400m)
Top Speed [km/h] (Section)	66.4 (600m)
Race State	Finished



Rockhampton QLD Professional  
 Race 1: DLV FINANCE QTIS Two-Year-Old Handicap - 1200m  
 13 July 2024 - 12:11  
 Track Rating: Soft 5, Weather: Fine, Rail Position: +2.5m Entire



Section	Overall	1000m	800m	600m	400m	200m
Section Times	1:11.22 [2] (0:13.13)	0:58.09 [2] (0:11.50)	0:46.59 [2] (0:12.29)	0:34.30 [2] (0:11.19)	0:23.11 [2] (0:11.17)	0:11.94 [2] (0:11.94)
Average Speed [km/h]	54.8	62.6	60.3	64.5	64.4	60.3
Top Speed [km/h]	63.7	64.0	62.3	66.4	65.6	63.3
Avg. Dist. to Rail [m]	1.6	0.7	3.7	3.8	3.2	2.1
Avg. Stride Freq. [Hz]	2.3	2.5	2.4	2.4	2.4	2.4
Avg. Stride Length [m]	6.5	7.1	6.9	7.3	7.4	7.1



- [ ] Ranking at each section and finish
- .-.- No data available at this section
- NA No data available



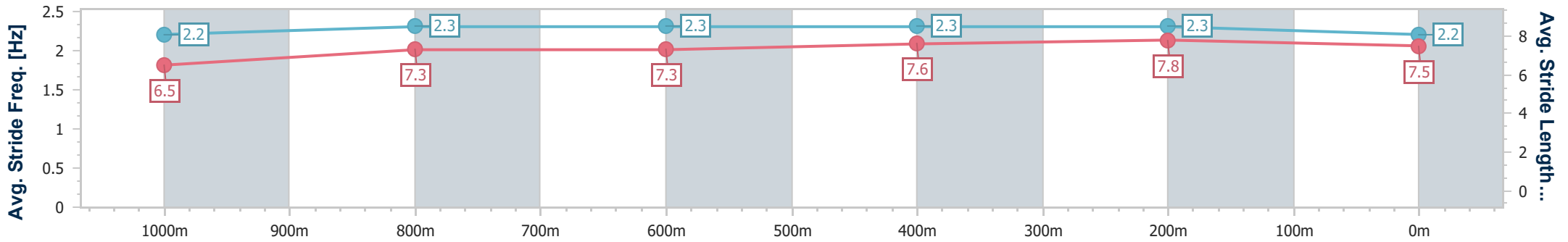
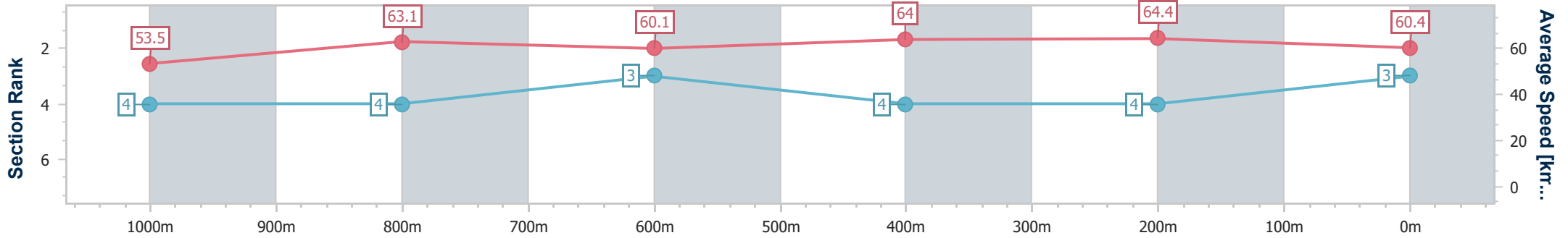
Horse/Jockey Name	Astra Star
Final Rank	3
Fastest Section Time (Section)	0:11.19 (400m)
Top Speed [km/h] (Section)	65.4 (400m)
Race State	Finished



Rockhampton QLD Professional  
 Race 1: DLV FINANCE QTIS Two-Year-Old Handicap - 1200m  
 13 July 2024 - 12:11  
 Track Rating: Soft 5, Weather: Fine, Rail Position: +2.5m Entire



Section	Overall	1000m	800m	600m	400m	200m
Section Times	1:11.35 [3] (0:13.47)	0:57.88 [4] (0:11.38)	0:46.50 [4] (0:12.15)	0:34.35 [3] (0:11.24)	0:23.11 [4] (0:11.19)	0:11.92 [4] (0:11.92)
Average Speed [km/h]	53.5	63.1	60.1	64.0	64.4	60.4
Top Speed [km/h]	63.3	64.8	61.4	65.3	65.4	62.8
Avg. Dist. to Rail [m]	3.6	0.6	1.7	3.0	3.5	2.3
Avg. Stride Freq. [Hz]	2.2	2.3	2.3	2.3	2.3	2.2
Avg. Stride Length [m]	6.5	7.3	7.3	7.6	7.8	7.5



- [ ] Ranking at each section and finish
- .-.- No data available at this section
- NA No data available



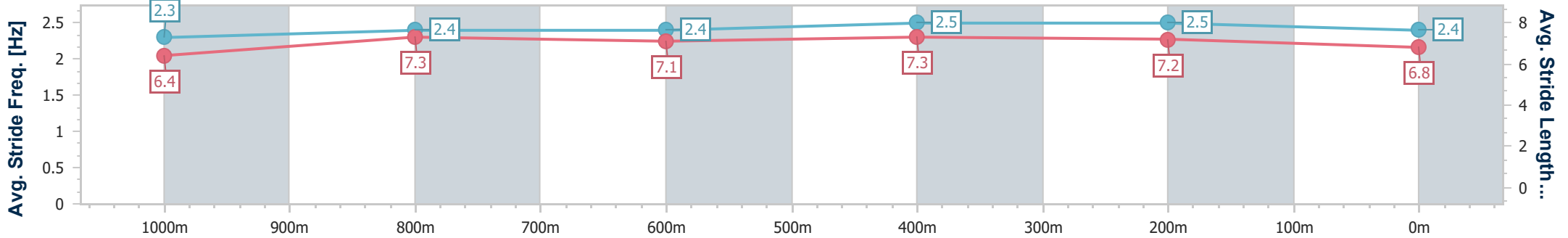
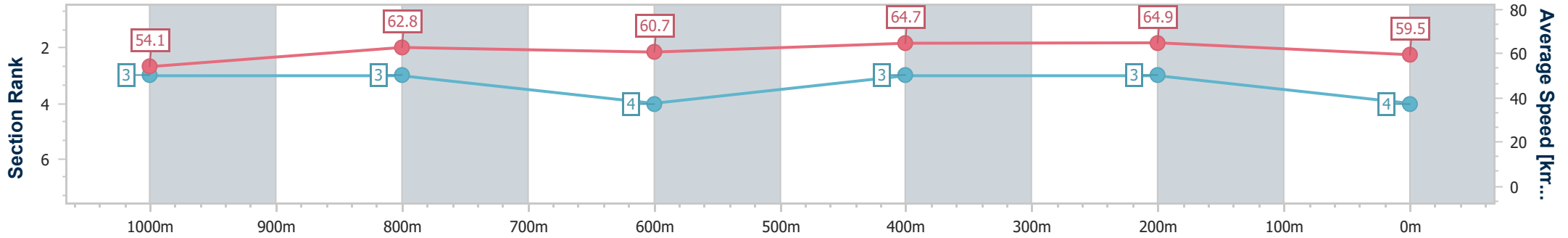
Horse/Jockey Name	More Stylish
Final Rank	4
Fastest Section Time (Section)	0:11.11 (400m)
Top Speed [km/h] (Section)	67.7 (600m)
Race State	Finished



Rockhampton QLD Professional  
 Race 1: DLV FINANCE QTIS Two-Year-Old Handicap - 1200m  
 13 July 2024 - 12:11  
 Track Rating: Soft 5, Weather: Fine, Rail Position: +2.5m Entire



Section	Overall	1000m	800m	600m	400m	200m
Section Times	1:11.39 [4] (0:13.33)	0:58.06 [3] (0:11.48)	0:46.58 [3] (0:12.23)	0:34.35 [4] (0:11.15)	0:23.20 [3] (0:11.11)	0:12.09 [3] (0:12.09)
Average Speed [km/h]	54.1	62.8	60.7	64.7	64.9	59.5
Top Speed [km/h]	63.8	63.9	62.5	67.7	67.3	62.9
Avg. Dist. to Rail [m]	2.1	0.5	3.6	3.7	3.6	2.7
Avg. Stride Freq. [Hz]	2.3	2.4	2.4	2.5	2.5	2.4
Avg. Stride Length [m]	6.4	7.3	7.1	7.3	7.2	6.8



- [ ] Ranking at each section and finish
- .-.- No data available at this section
- NA No data available



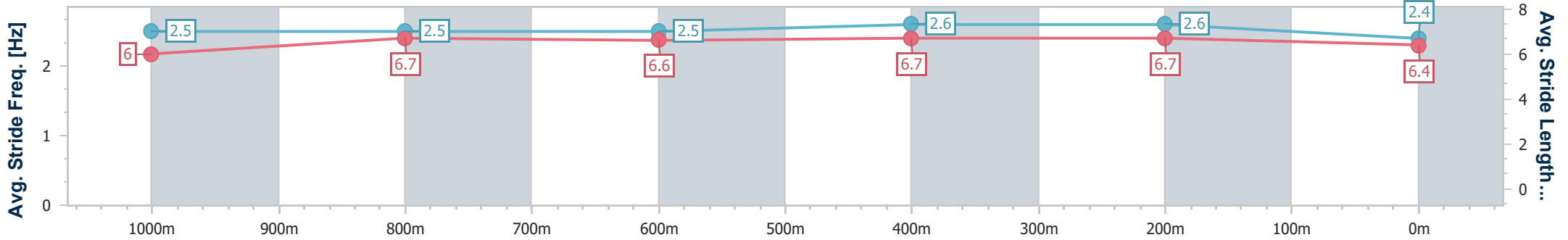
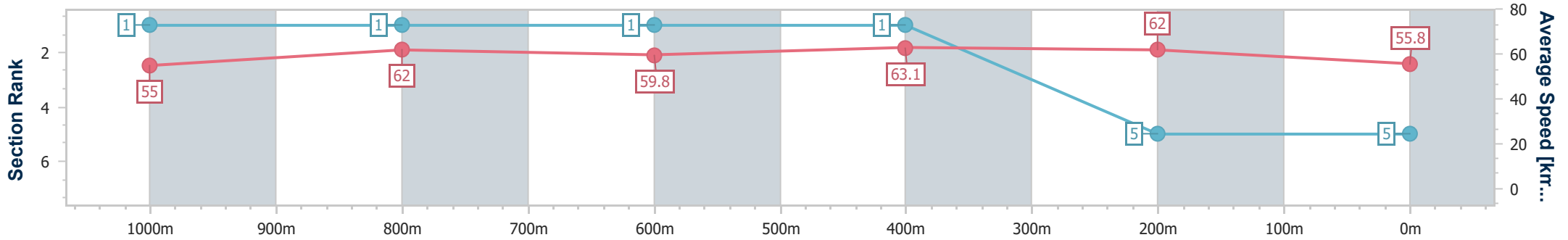
Horse/Jockey Name	Rivelly
Final Rank	5
Fastest Section Time (Section)	0:11.39 (600m)
Top Speed [km/h] (Section)	65.7 (600m)
Race State	Finished



Rockhampton QLD Professional  
 Race 1: DLV FINANCE QTIS Two-Year-Old Handicap - 1200m  
 13 July 2024 - 12:11  
 Track Rating: Soft 5, Weather: Fine, Rail Position: +2.5m Entire



Section	Overall	1000m	800m	600m	400m	200m
Section Times	1:12.43 [5] (0:13.09)	0:59.34 [1] (0:11.48)	0:47.86 [1] (0:11.96)	0:35.90 [1] (0:11.39)	0:24.51 [1] (0:11.61)	0:12.90 [5] (0:12.90)
Average Speed [km/h]	55.0	62.0	59.8	63.1	62.0	55.8
Top Speed [km/h]	63.7	64.0	61.5	65.7	63.9	59.4
Avg. Dist. to Rail [m]	1.2	2.1	0.9	0.6	2.0	3.7
Avg. Stride Freq. [Hz]	2.5	2.5	2.5	2.6	2.6	2.4
Avg. Stride Length [m]	6.0	6.7	6.6	6.7	6.7	6.4



- [ ] Ranking at each section and finish
- .-.- No data available at this section
- NA No data available