



# Rockhampton QLD Professional

## Race 1: DLV FINANCE QTIS Two-Year-Old Handicap - 1200m

13 July 2024 - 12:11



Track Rating: Soft 5, Weather: Fine, Rail Position: +2.5m Entire

Section		Overall	1000m	800m	600m	400m	200m	Last 600m					
Field Times		1:10.73 (0:13.09)	0:57.64 (0:11.48)	0:46.16 (0:11.96)	0:34.20 (0:11.39)	0:22.81 (0:11.27)	0:11.54 (0:11.54)	0:34.20					
Rank	TAB Horse/Jockey	Barrier	Top Speed [km/h]	Fastest Section	Margin							Distance Travelled [m]	
1	4 ASK ME MATE Tasha Chambers	6	67.5 1000m	0:10.84 400m	1:10.73 [1] (0:13.84)	0:56.89 [5] (0:11.25)	0:45.64 [5] (0:12.17)	0:33.47 [5] (0:11.09)	0:22.38 [5] (0:10.84)	0:11.54 [1] (0:11.54)	1:10.73	0:33.47	
2	2 ACEDROD Justin Huxtable	2	66.4 600m	0:11.17 400m	1:11.22 [2] (0:13.13)	0:58.09 [2] (0:11.50)	0:46.59 [2] (0:12.29)	0:34.30 [2] (0:11.19)	0:23.11 [2] (0:11.17)	0:11.94 [2] (0:11.94)	2.88L	0:34.30	+4
3	1 ASTRA STAR Les Tilley	7	65.4 400m	0:11.19 400m	1:11.35 [3] (0:13.47)	0:57.88 [4] (0:11.38)	0:46.50 [4] (0:12.15)	0:34.35 [3] (0:11.24)	0:23.11 [4] (0:11.19)	0:11.92 [4] (0:11.92)	3.62L	0:34.35	+1
4	3 MORE STYLISH Robbie Dolan	3	67.7 600m	0:11.11 400m	1:11.39 [4] (0:13.33)	0:58.06 [3] (0:11.48)	0:46.58 [3] (0:12.23)	0:34.35 [4] (0:11.15)	0:23.20 [3] (0:11.11)	0:12.09 [3] (0:12.09)	3.9L	0:34.35	+5
5	7 RIVELLY Jackson Murphy	1	65.7 600m	0:11.39 600m	1:12.43 [5] (0:13.09)	0:59.34 [1] (0:11.48)	0:47.86 [1] (0:11.96)	0:35.90 [1] (0:11.39)	0:24.51 [1] (0:11.61)	0:12.90 [5] (0:12.90)	10.02L	0:35.90	-6

Scratched: Electric Brae (#5), Cosmic Atom (#6)



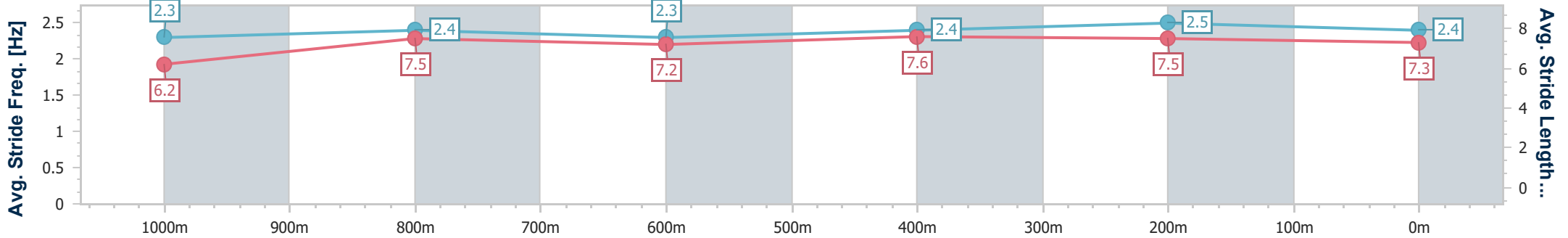
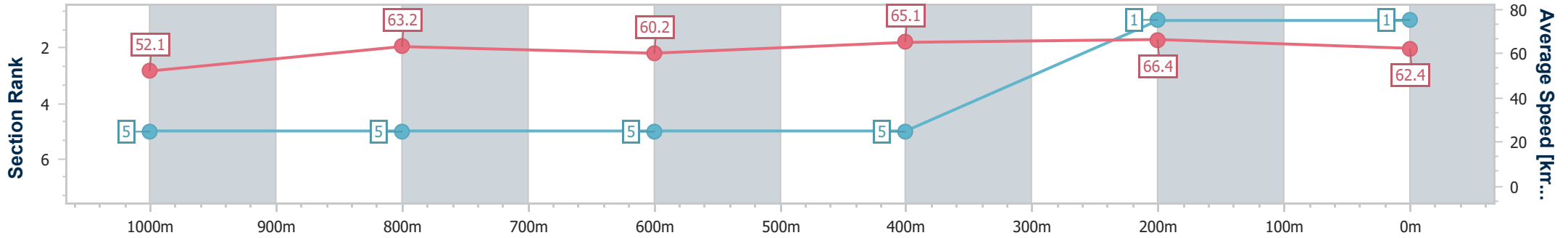
Horse/Jockey Name	Ask Me Mate
Final Rank	1
Fastest Section Time (Section)	0:10.84 (400m)
Top Speed [km/h] (Section)	67.5 (1000m)
Race State	Finished



Rockhampton QLD Professional  
 Race 1: DLV FINANCE QTIS Two-Year-Old Handicap - 1200m  
 13 July 2024 - 12:11  
 Track Rating: Soft 5, Weather: Fine, Rail Position: +2.5m Entire



Section	Overall	1000m	800m	600m	400m	200m
Section Times	1:10.73 [1] (0:13.84)	0:56.89 [5] (0:11.25)	0:45.64 [5] (0:12.17)	0:33.47 [5] (0:11.09)	0:22.38 [5] (0:10.84)	0:11.54 [1] (0:11.54)
Average Speed [km/h]	52.1	63.2	60.2	65.1	66.4	62.4
Top Speed [km/h]	66.7	67.5	62.2	66.8	67.0	65.8
Avg. Dist. to Rail [m]	2.4	2.0	2.5	5.0	5.5	4.1
Avg. Stride Freq. [Hz]	2.3	2.4	2.3	2.4	2.5	2.4
Avg. Stride Length [m]	6.2	7.5	7.2	7.6	7.5	7.3



- [ ] Ranking at each section and finish
- .-.- No data available at this section
- NA No data available





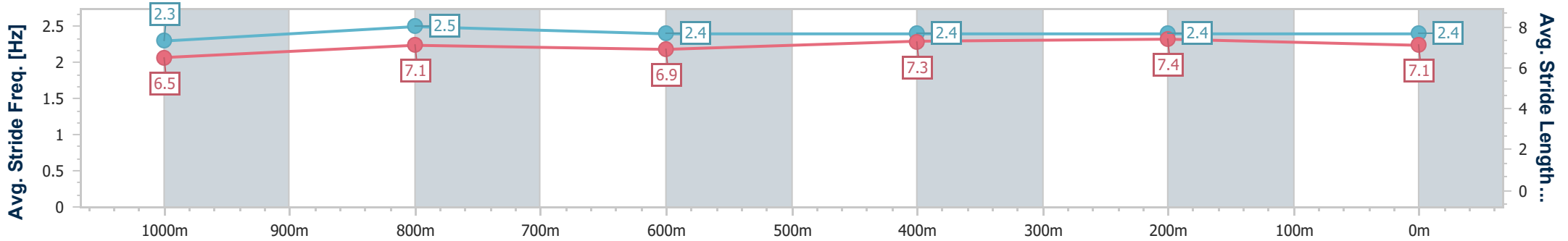
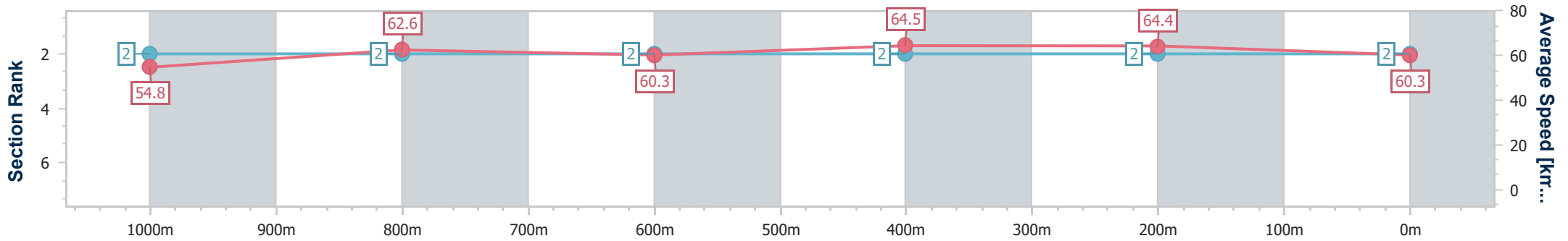
Horse/Jockey Name	Acedrod
Final Rank	2
Fastest Section Time (Section)	0:11.17 (400m)
Top Speed [km/h] (Section)	66.4 (600m)
Race State	Finished



Rockhampton QLD Professional  
 Race 1: DLV FINANCE QTIS Two-Year-Old Handicap - 1200m  
 13 July 2024 - 12:11  
 Track Rating: Soft 5, Weather: Fine, Rail Position: +2.5m Entire



Section	Overall	1000m	800m	600m	400m	200m
Section Times	1:11.22 [2] (0:13.13)	0:58.09 [2] (0:11.50)	0:46.59 [2] (0:12.29)	0:34.30 [2] (0:11.19)	0:23.11 [2] (0:11.17)	0:11.94 [2] (0:11.94)
Average Speed [km/h]	54.8	62.6	60.3	64.5	64.4	60.3
Top Speed [km/h]	63.7	64.0	62.3	66.4	65.6	63.3
Avg. Dist. to Rail [m]	1.6	0.7	3.7	3.8	3.2	2.1
Avg. Stride Freq. [Hz]	2.3	2.5	2.4	2.4	2.4	2.4
Avg. Stride Length [m]	6.5	7.1	6.9	7.3	7.4	7.1



- [ ] Ranking at each section and finish
- .-.- No data available at this section
- NA No data available



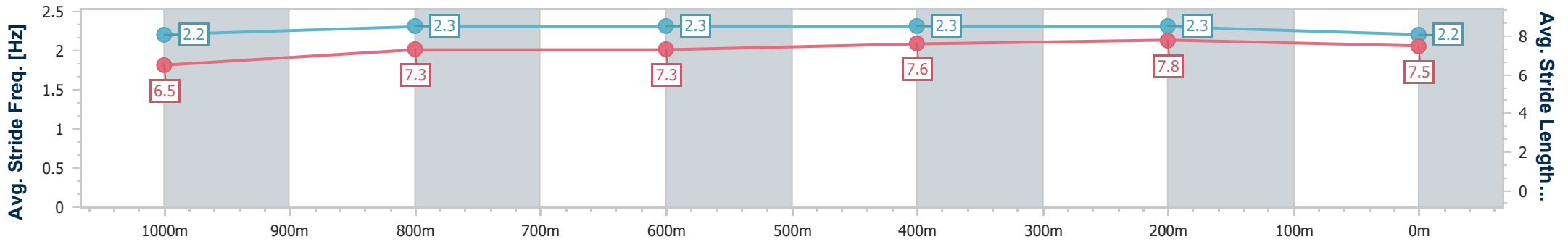
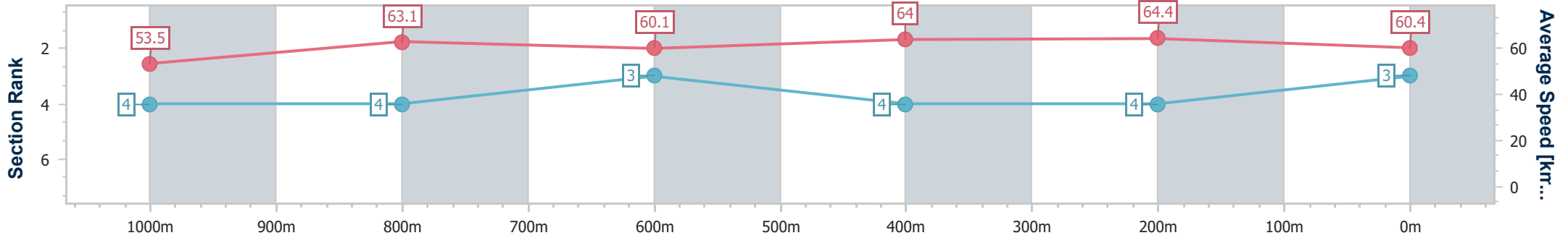
Horse/Jockey Name	Astra Star
Final Rank	3
Fastest Section Time (Section)	0:11.19 (400m)
Top Speed [km/h] (Section)	65.4 (400m)
Race State	Finished



Rockhampton QLD Professional  
 Race 1: DLV FINANCE QTIS Two-Year-Old Handicap - 1200m  
 13 July 2024 - 12:11  
 Track Rating: Soft 5, Weather: Fine, Rail Position: +2.5m Entire



Section	Overall	1000m	800m	600m	400m	200m
Section Times	1:11.35 [3] (0:13.47)	0:57.88 [4] (0:11.38)	0:46.50 [4] (0:12.15)	0:34.35 [3] (0:11.24)	0:23.11 [4] (0:11.19)	0:11.92 [4] (0:11.92)
Average Speed [km/h]	53.5	63.1	60.1	64.0	64.4	60.4
Top Speed [km/h]	63.3	64.8	61.4	65.3	65.4	62.8
Avg. Dist. to Rail [m]	3.6	0.6	1.7	3.0	3.5	2.3
Avg. Stride Freq. [Hz]	2.2	2.3	2.3	2.3	2.3	2.2
Avg. Stride Length [m]	6.5	7.3	7.3	7.6	7.8	7.5



- [ ] Ranking at each section and finish
- .-.- No data available at this section
- NA No data available



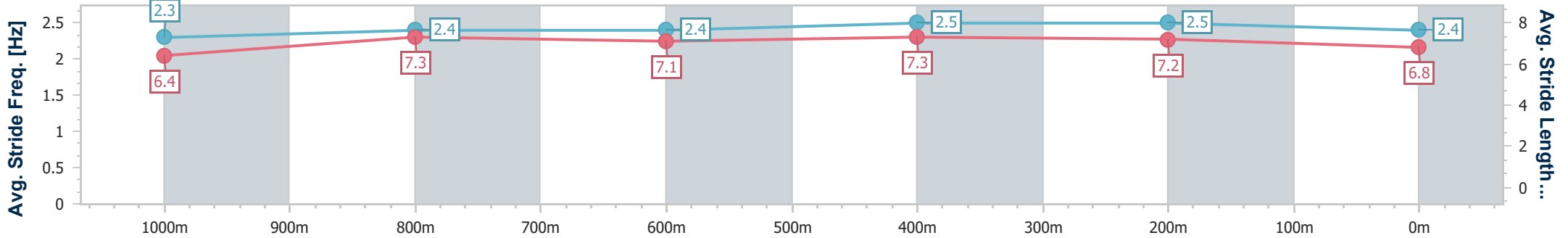
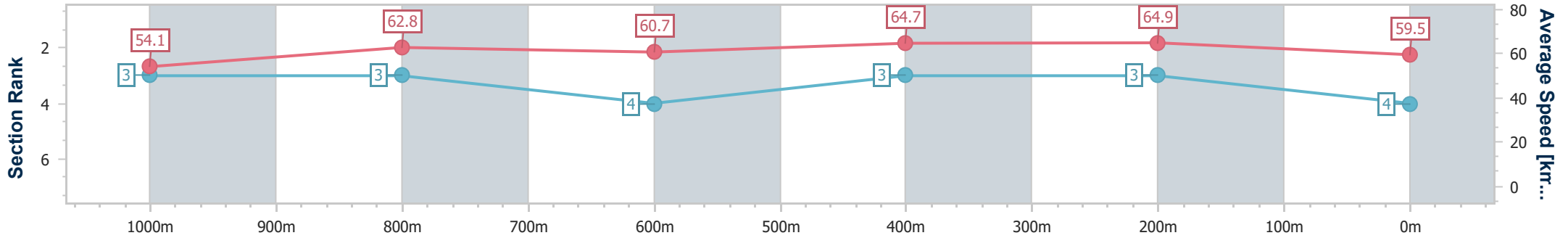
Horse/Jockey Name	More Stylish
Final Rank	4
Fastest Section Time (Section)	0:11.11 (400m)
Top Speed [km/h] (Section)	67.7 (600m)
Race State	Finished



Rockhampton QLD Professional  
 Race 1: DLV FINANCE QTIS Two-Year-Old Handicap - 1200m  
 13 July 2024 - 12:11  
 Track Rating: Soft 5, Weather: Fine, Rail Position: +2.5m Entire



Section	Overall	1000m	800m	600m	400m	200m
Section Times	1:11.39 [4] (0:13.33)	0:58.06 [3] (0:11.48)	0:46.58 [3] (0:12.23)	0:34.35 [4] (0:11.15)	0:23.20 [3] (0:11.11)	0:12.09 [3] (0:12.09)
Average Speed [km/h]	54.1	62.8	60.7	64.7	64.9	59.5
Top Speed [km/h]	63.8	63.9	62.5	67.7	67.3	62.9
Avg. Dist. to Rail [m]	2.1	0.5	3.6	3.7	3.6	2.7
Avg. Stride Freq. [Hz]	2.3	2.4	2.4	2.5	2.5	2.4
Avg. Stride Length [m]	6.4	7.3	7.1	7.3	7.2	6.8



- [ ] Ranking at each section and finish
- .-.- No data available at this section
- NA No data available



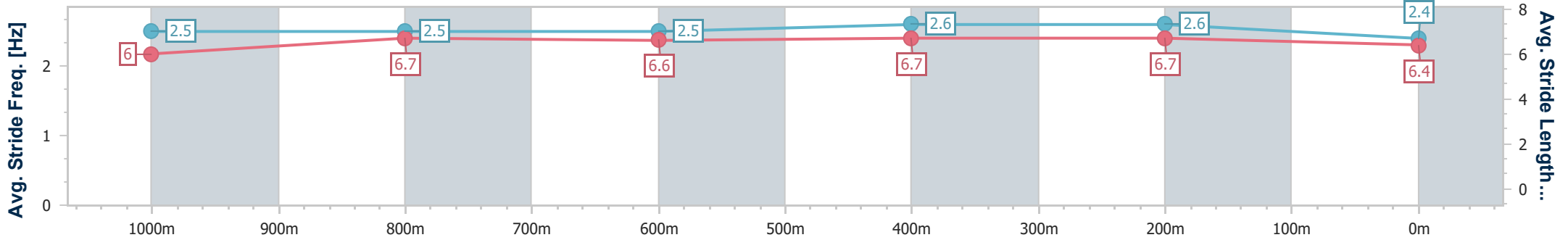
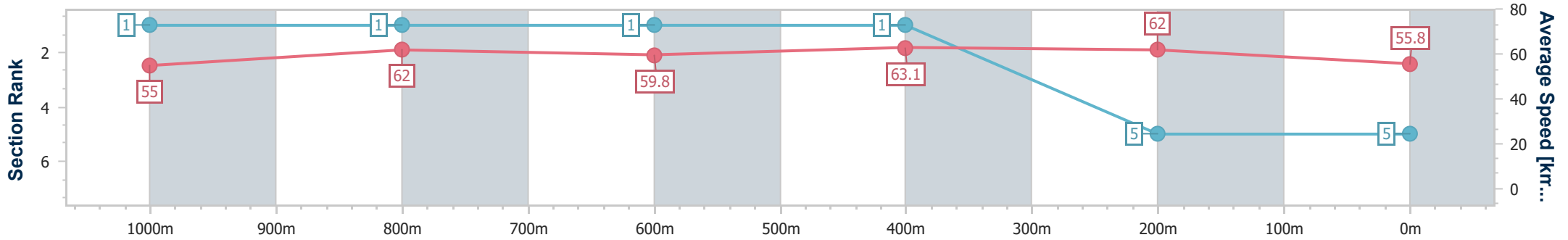
Horse/Jockey Name	Rivelly
Final Rank	5
Fastest Section Time (Section)	0:11.39 (600m)
Top Speed [km/h] (Section)	65.7 (600m)
Race State	Finished



Rockhampton QLD Professional  
 Race 1: DLV FINANCE QTIS Two-Year-Old Handicap - 1200m  
 13 July 2024 - 12:11  
 Track Rating: Soft 5, Weather: Fine, Rail Position: +2.5m Entire



Section	Overall	1000m	800m	600m	400m	200m
Section Times	1:12.43 [5] (0:13.09)	0:59.34 [1] (0:11.48)	0:47.86 [1] (0:11.96)	0:35.90 [1] (0:11.39)	0:24.51 [1] (0:11.61)	0:12.90 [5] (0:12.90)
Average Speed [km/h]	55.0	62.0	59.8	63.1	62.0	55.8
Top Speed [km/h]	63.7	64.0	61.5	65.7	63.9	59.4
Avg. Dist. to Rail [m]	1.2	2.1	0.9	0.6	2.0	3.7
Avg. Stride Freq. [Hz]	2.5	2.5	2.5	2.6	2.6	2.4
Avg. Stride Length [m]	6.0	6.7	6.6	6.7	6.7	6.4



- [ ] Ranking at each section and finish
- .-.- No data available at this section
- NA No data available



# Rockhampton QLD Professional

## Race 2: NUTURF BENCHMARK 65 Handicap - 2215m

13 July 2024 - 12:45



Track Rating: Soft 5, Weather: Fine, Rail Position: +2.5m Entire

Section		Overall	2000m	1800m	1600m	1400m	1200m	1000m	Last 600m				
Field Times		2:17.80 (0:14.94)	2:02.86 (0:11.38)	1:51.48 (0:11.98)	1:39.50 (0:12.67)	1:26.83 (0:12.76)	1:14.07 (0:12.35)	1:01.72 (0:12.22)	0:37.07				
Rank	TAB Horse/Jockey	Barrier	Top Speed [km/h]	Fastest Section									Distance Travelled [m]
1	2 LUCKY EXCHANGE Les Tilley	3	63.5 600m	0:11.52 600m	2:17.80 [1] (0:15.62)	2:02.18 [6] (0:11.99)	1:50.19 [7] (0:12.04)	1:38.15 [6] (0:12.54)	1:25.61 [6] (0:12.66)	1:12.95 [6] (0:12.35)	1:00.60 [6] (0:12.42)	0:36.10	
2	7 BRAND NEW Justin Stanley	8	64.9 2000m	0:11.37 2000m	2:17.83 [2] (0:14.97)	2:02.86 [2] (0:11.37)	1:51.49 [2] (0:12.13)	1:39.36 [2] (0:12.77)	1:26.59 [2] (0:12.72)	1:13.87 [2] (0:12.42)	1:01.45 [2] (0:12.34)	0:36.93	-8
3	3 GUTS 'N' GLORY Karl Zechner	4	62.1 600m	0:11.77 600m	2:17.98 [3] (0:15.42)	2:02.56 [5] (0:11.95)	1:50.61 [4] (0:11.96)	1:38.65 [4] (0:12.59)	1:26.06 [5] (0:12.64)	1:13.42 [5] (0:12.48)	1:00.94 [4] (0:12.39)	0:36.54	-14
4	5 TORQUE LEICA STAR Cody Collis	11	62.8 600m	0:11.57 600m	2:18.04 [4] (0:16.08)	2:01.96 [10] (0:12.24)	1:49.72 [10] (0:11.99)	1:37.73 [10] (0:12.52)	1:25.21 [9] (0:12.52)	1:12.69 [9] (0:12.47)	1:00.22 [9] (0:12.36)	0:35.76	-9
5	9 IRIDESSA Warwick Satherley	9	62.9 600m	0:11.63 600m	2:18.40 [5] (0:15.93)	2:02.47 [9] (0:12.16)	1:50.31 [9] (0:12.17)	1:38.14 [9] (0:12.80)	1:25.34 [10] (0:12.51)	1:12.83 [10] (0:12.57)	1:00.26 [10] (0:12.40)	0:35.59	+0
6	6 RED VICAR Teagan Voorham	10	62.8 600m	0:11.63 600m	2:18.49 [6] (0:15.65)	2:02.84 [7] (0:11.94)	1:50.90 [6] (0:12.06)	1:38.84 [7] (0:12.64)	1:26.20 [7] (0:12.60)	1:13.60 [7] (0:12.45)	1:01.15 [7] (0:12.61)	0:36.24	+8
7	10 ADMIRAL ASH Alisha Donald	1	64.3 Overall	0:11.38 2000m	2:19.08 [7] (0:14.94)	2:04.14 [1] (0:11.38)	1:52.76 [1] (0:11.98)	1:40.78 [1] (0:12.67)	1:28.11 [1] (0:12.76)	1:15.35 [1] (0:12.35)	1:03.00 [1] (0:12.22)	0:38.35	-10
8	11 HADMYTIME Nathan Thomas	2	62.1 2000m	0:11.89 2000m	2:19.35 [8] (0:15.02)	2:04.33 [3] (0:11.89)	1:52.44 [3] (0:11.96)	1:40.48 [3] (0:12.46)	1:28.02 [3] (0:12.67)	1:15.35 [3] (0:12.41)	1:02.94 [3] (0:12.46)	0:38.05	+3
9	4 HERE HE LOOMS Jason Missen	6	63.6 600m	0:11.71 600m	2:19.78 [9] (0:15.66)	2:04.12 [8] (0:12.04)	1:52.08 [8] (0:12.22)	1:39.86 [8] (0:12.82)	1:27.04 [8] (0:12.50)	1:14.54 [8] (0:12.44)	1:02.10 [8] (0:12.54)	0:37.27	+5
10	8 DELIUS Chris Mclver	7	61.6 600m	0:11.85 600m	2:19.99 [10] (0:15.35)	2:04.64 [4] (0:12.05)	1:52.59 [5] (0:12.03)	1:40.56 [5] (0:12.46)	1:28.10 [4] (0:12.61)	1:15.49 [4] (0:12.55)	1:02.94 [5] (0:12.62)	0:37.74	+3

Scratched: Fortified (#1)

Report Created: Sat 13 July 2024 13:14 GMT+10 (Note: Timing is based on position data)

Page 1/12

[ ] Ranking at each section and finish  
 -:-:- No data available at this section  
 NA No data available

SCN Saddle cloth number  
 DNF Did not finish  
 DNT Did not track

data processed by TRIPLESDATA



# Rockhampton QLD Professional

## Race 2: NUTURF BENCHMARK 65 Handicap - 2215m

13 July 2024 - 12:45



Track Rating: Soft 5, Weather: Fine, Rail Position: +2.5m Entire

Section										Last 600m		
Field Times		800m	600m	400m	200m							
		0:49.50 (0:12.43)	0:37.07 (0:12.17)	0:24.90 (0:12.25)	0:12.65 (0:12.65)							
Rank	TAB	Horse/Jockey	Barrier	Top Speed [km/h]	Fastest Section					Margin	Distance Travelled [m]	
1	2	<b>LUCKY EXCHANGE</b> Les Tilley	3	63.5 600m	0:11.52 600m	0:48.18 [5] (0:12.08)	0:36.10 [5] (0:11.52)	0:24.58 [4] (0:11.93)	0:12.65 [1] (0:12.65)	2:17.80	0:36.10	
2	7	<b>BRAND NEW</b> Justin Stanley	8	64.9 2000m	0:11.37 2000m	0:49.11 [2] (0:12.18)	0:36.93 [2] (0:12.00)	0:24.93 [1] (0:12.25)	0:12.68 [2] (0:12.68)	0.14L	0:36.93	-8
3	3	<b>GUTS 'N' GLORY</b> Karl Zechner	4	62.1 600m	0:11.77 600m	0:48.55 [4] (0:12.01)	0:36.54 [4] (0:11.77)	0:24.77 [3] (0:12.11)	0:12.66 [3] (0:12.66)	1.04L	0:36.54	-14
4	5	<b>TORQUE LEICA STAR</b> Cody Collis	11	62.8 600m	0:11.57 600m	0:47.86 [8] (0:12.10)	0:35.76 [8] (0:11.57)	0:24.19 [6] (0:11.90)	0:12.29 [5] (0:12.29)	1.41L	0:35.76	-9
5	9	<b>IRIDESSA</b> Warwick Satherley	9	62.9 600m	0:11.63 600m	0:47.86 [10] (0:12.27)	0:35.59 [10] (0:11.63)	0:23.96 [10] (0:11.83)	0:12.13 [9] (0:12.13)	3.5L	0:35.59	+0
6	6	<b>RED VICAR</b> Teagan Voorham	10	62.8 600m	0:11.63 600m	0:48.54 [7] (0:12.30)	0:36.24 [7] (0:11.63)	0:24.61 [7] (0:12.03)	0:12.58 [6] (0:12.58)	4.07L	0:36.24	+8
7	10	<b>ADMIRAL ASH</b> Alisha Donald	1	64.3 Overall	0:11.38 2000m	0:50.78 [1] (0:12.43)	0:38.35 [1] (0:12.18)	0:26.17 [2] (0:12.67)	0:13.50 [4] (0:13.50)	7.51L	0:38.35	-10
8	11	<b>HADMYTIME</b> Nathan Thomas	2	62.1 2000m	0:11.89 2000m	0:50.48 [3] (0:12.43)	0:38.05 [3] (0:12.12)	0:25.93 [5] (0:12.73)	0:13.20 [7] (0:13.20)	9.13L	0:38.05	+3
9	4	<b>HERE HE LOOMS</b> Jason Missen	6	63.6 600m	0:11.71 600m	0:49.56 [9] (0:12.29)	0:37.27 [9] (0:11.71)	0:25.56 [9] (0:12.30)	0:13.26 [10] (0:13.26)	11.6L	0:37.27	+5
10	8	<b>DELIUS</b> Chris McIver	7	61.6 600m	0:11.85 600m	0:50.32 [6] (0:12.58)	0:37.74 [6] (0:11.85)	0:25.89 [8] (0:12.17)	0:13.72 [8] (0:13.72)	12.87L	0:37.74	+3

Scratched: Fortified (#1)



Horse/Jockey Name	Lucky Exchange
Final Rank	1
Fastest Section Time (Section)	0:11.52 (600m)
Top Speed [km/h] (Section)	63.5 (600m)
Race State	Finished



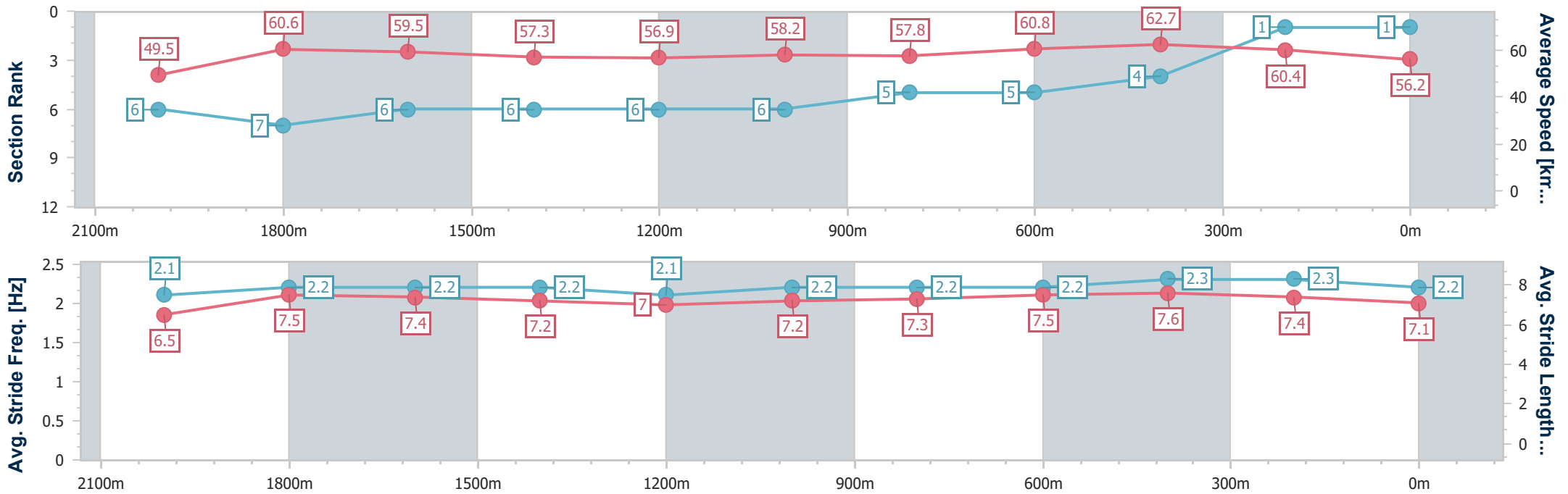
Rockhampton QLD Professional  
Race 2: NUTURF BENCHMARK 65 Handicap - 2215m

13 July 2024 - 12:45

Track Rating: Soft 5, Weather: Fine, Rail Position: +2.5m Entire



Section	Overall	2000m	1800m	1600m	1400m	1200m	1000m	800m	600m	400m	200m
Section Times	2:17.80 [1] (0:15.62)	2:02.18 [6] (0:11.99)	1:50.19 [7] (0:12.04)	1:38.15 [6] (0:12.54)	1:25.61 [6] (0:12.66)	1:12.95 [6] (0:12.35)	1:00.60 [6] (0:12.42)	0:48.18 [5] (0:12.08)	0:36.10 [5] (0:11.52)	0:24.58 [4] (0:11.93)	0:12.65 [1] (0:12.65)
Average Speed [km/h]	49.5	60.6	59.5	57.3	56.9	58.2	57.8	60.8	62.7	60.4	56.2
Top Speed [km/h]	60.9	61.0	61.1	59.6	58.2	59.3	60.3	62.0	63.5	62.5	58.6
Avg. Dist. to Rail [m]	6.2	1.4	0.6	1.3	0.8	0.7	0.7	2.5	6.2	6.6	6.4
Avg. Stride Freq. [Hz]	2.1	2.2	2.2	2.2	2.1	2.2	2.2	2.2	2.3	2.3	2.2
Avg. Stride Length [m]	6.5	7.5	7.4	7.2	7.0	7.2	7.3	7.5	7.6	7.4	7.1



- [ ] Ranking at each section and finish
- .-.- No data available at this section
- NA No data available



Horse/Jockey Name	Brand New
Final Rank	2
Fastest Section Time (Section)	0:11.37 (2000m)
Top Speed [km/h] (Section)	64.9 (2000m)
Race State	Finished



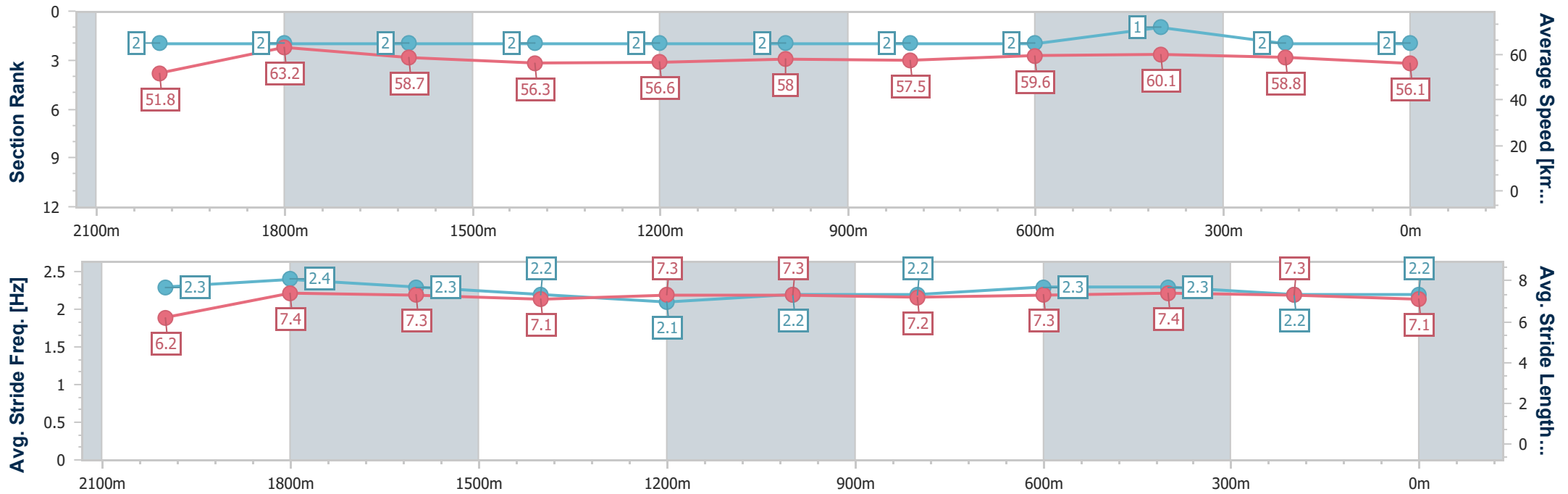
Rockhampton QLD Professional  
Race 2: NUTURF BENCHMARK 65 Handicap - 2215m

13 July 2024 - 12:45

Track Rating: Soft 5, Weather: Fine, Rail Position: +2.5m Entire



Section	Overall	2000m	1800m	1600m	1400m	1200m	1000m	800m	600m	400m	200m
Section Times	2:17.83 [2] (0:14.97)	2:02.86 [2] (0:11.37)	1:51.49 [2] (0:12.13)	1:39.36 [2] (0:12.77)	1:26.59 [2] (0:12.72)	1:13.87 [2] (0:12.42)	1:01.45 [2] (0:12.34)	0:49.11 [2] (0:12.18)	0:36.93 [2] (0:12.00)	0:24.93 [1] (0:12.25)	0:12.68 [2] (0:12.68)
Average Speed [km/h]	51.8	63.2	58.7	56.3	56.6	58.0	57.5	59.6	60.1	58.8	56.1
Top Speed [km/h]	64.3	64.9	60.5	57.7	57.2	59.3	58.6	60.5	60.4	60.0	57.9
Avg. Dist. to Rail [m]	6.4	0.9	1.3	1.0	0.8	0.8	1.6	0.9	2.6	3.6	4.7
Avg. Stride Freq. [Hz]	2.3	2.4	2.3	2.2	2.1	2.2	2.2	2.3	2.3	2.2	2.2
Avg. Stride Length [m]	6.2	7.4	7.3	7.1	7.3	7.3	7.2	7.3	7.4	7.3	7.1



- [ ] Ranking at each section and finish
- .-.- No data available at this section
- NA No data available





Horse/Jockey Name	Guts 'N' Glory
Final Rank	3
Fastest Section Time (Section)	0:11.77 (600m)
Top Speed [km/h] (Section)	62.1 (600m)
Race State	Finished



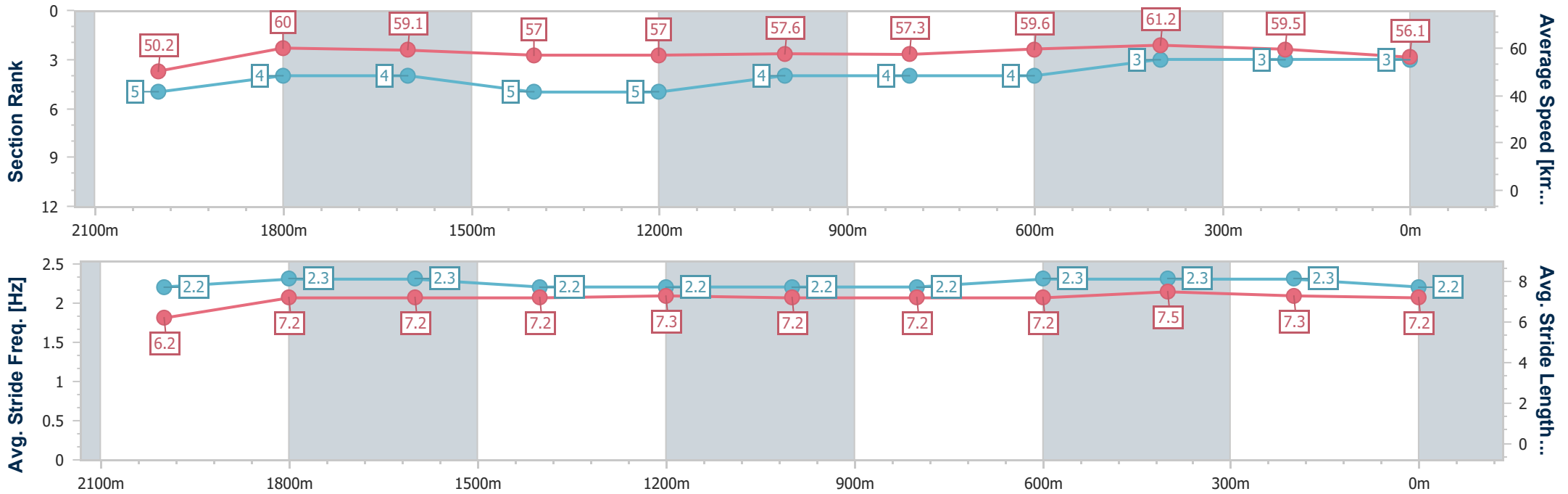
Rockhampton QLD Professional  
Race 2: NUTURF BENCHMARK 65 Handicap - 2215m



13 July 2024 - 12:45

Track Rating: Soft 5, Weather: Fine, Rail Position: +2.5m Entire

Section	Overall	2000m	1800m	1600m	1400m	1200m	1000m	800m	600m	400m	200m
Section Times	2:17.98 [3] (0:15.42)	2:02.56 [5] (0:11.95)	1:50.61 [4] (0:11.96)	1:38.65 [4] (0:12.59)	1:26.06 [5] (0:12.64)	1:13.42 [5] (0:12.48)	1:00.94 [4] (0:12.39)	0:48.55 [4] (0:12.01)	0:36.54 [4] (0:11.77)	0:24.77 [3] (0:12.11)	0:12.66 [3] (0:12.66)
Average Speed [km/h]	50.2	60.0	59.1	57.0	57.0	57.6	57.3	59.6	61.2	59.5	56.1
Top Speed [km/h]	62.0	60.8	60.2	57.9	58.2	59.1	58.6	61.8	62.1	60.9	57.7
Avg. Dist. to Rail [m]	5.5	1.8	2.4	1.7	1.8	1.8	2.0	0.6	1.8	3.6	4.9
Avg. Stride Freq. [Hz]	2.2	2.3	2.3	2.2	2.2	2.2	2.2	2.3	2.3	2.3	2.2
Avg. Stride Length [m]	6.2	7.2	7.2	7.2	7.3	7.2	7.2	7.2	7.5	7.3	7.2



- [ ] Ranking at each section and finish
- .-.- No data available at this section
- NA No data available



Horse/Jockey Name	Torque Leica Star
Final Rank	4
Fastest Section Time (Section)	0:11.57 (600m)
Top Speed [km/h] (Section)	62.8 (600m)
Race State	Finished



Rockhampton QLD Professional

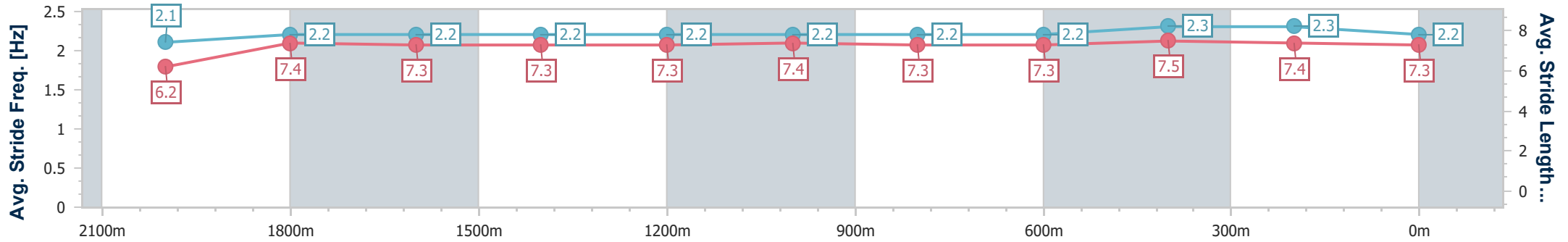
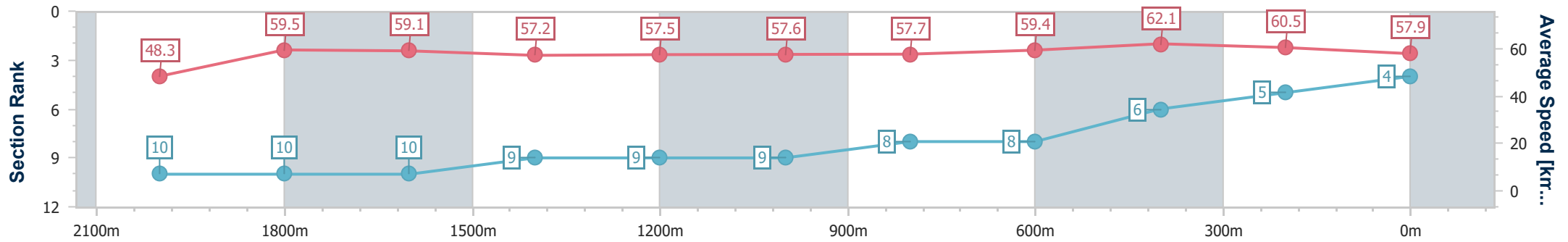
Race 2: NUTURF BENCHMARK 65 Handicap - 2215m

13 July 2024 - 12:45

Track Rating: Soft 5, Weather: Fine, Rail Position: +2.5m Entire



Section	Overall	2000m	1800m	1600m	1400m	1200m	1000m	800m	600m	400m	200m
Section Times	2:18.04 [4] (0:16.08)	2:01.96 [10] (0:12.24)	1:49.72 [10] (0:11.99)	1:37.73 [10] (0:12.52)	1:25.21 [9] (0:12.52)	1:12.69 [9] (0:12.47)	1:00.22 [9] (0:12.36)	0:47.86 [8] (0:12.10)	0:35.76 [8] (0:11.57)	0:24.19 [6] (0:11.90)	0:12.29 [5] (0:12.29)
Average Speed [km/h]	48.3	59.5	59.1	57.2	57.5	57.6	57.7	59.4	62.1	60.5	57.9
Top Speed [km/h]	60.6	60.5	60.1	59.3	58.5	58.4	59.3	61.0	62.8	62.1	58.9
Avg. Dist. to Rail [m]	9.6	2.2	2.1	3.0	3.0	3.0	1.9	0.4	1.8	5.3	6.1
Avg. Stride Freq. [Hz]	2.1	2.2	2.2	2.2	2.2	2.2	2.2	2.2	2.3	2.3	2.2
Avg. Stride Length [m]	6.2	7.4	7.3	7.3	7.3	7.4	7.3	7.3	7.5	7.4	7.3



- [ ] Ranking at each section and finish
- .-.- No data available at this section
- NA No data available



Horse/Jockey Name	Iridessa
Final Rank	5
Fastest Section Time (Section)	0:11.63 (600m)
Top Speed [km/h] (Section)	62.9 (600m)
Race State	Finished



Rockhampton QLD Professional

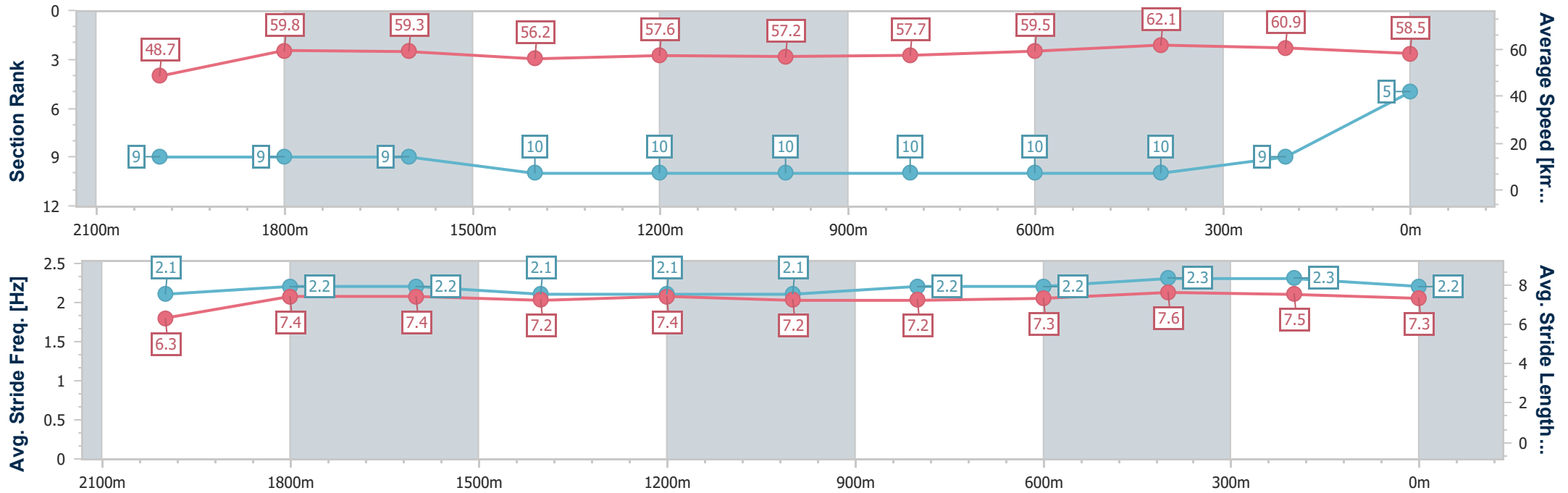
Race 2: NUTURF BENCHMARK 65 Handicap - 2215m

13 July 2024 - 12:45

Track Rating: Soft 5, Weather: Fine, Rail Position: +2.5m Entire



Section	Overall	2000m	1800m	1600m	1400m	1200m	1000m	800m	600m	400m	200m
Section Times	2:18.40 [5] (0:15.93)	2:02.47 [9] (0:12.16)	1:50.31 [9] (0:12.17)	1:38.14 [9] (0:12.80)	1:25.34 [10] (0:12.51)	1:12.83 [10] (0:12.57)	1:00.26 [10] (0:12.40)	0:47.86 [10] (0:12.27)	0:35.59 [10] (0:11.63)	0:23.96 [10] (0:11.83)	0:12.13 [9] (0:12.13)
Average Speed [km/h]	48.7	59.8	59.3	56.2	57.6	57.2	57.7	59.5	62.1	60.9	58.5
Top Speed [km/h]	61.6	60.6	61.2	58.8	59.0	58.7	59.4	60.7	62.9	62.1	60.0
Avg. Dist. to Rail [m]	7.9	1.9	0.3	0.8	0.7	0.9	1.0	2.0	4.9	2.7	2.2
Avg. Stride Freq. [Hz]	2.1	2.2	2.2	2.1	2.1	2.1	2.2	2.2	2.3	2.3	2.2
Avg. Stride Length [m]	6.3	7.4	7.4	7.2	7.4	7.2	7.2	7.3	7.6	7.5	7.3



- [ ] Ranking at each section and finish
- .-.- No data available at this section
- NA No data available



Horse/Jockey Name	Red Vicar
Final Rank	6
Fastest Section Time (Section)	0:11.63 (600m)
Top Speed [km/h] (Section)	62.8 (600m)
Race State	Finished



Rockhampton QLD Professional

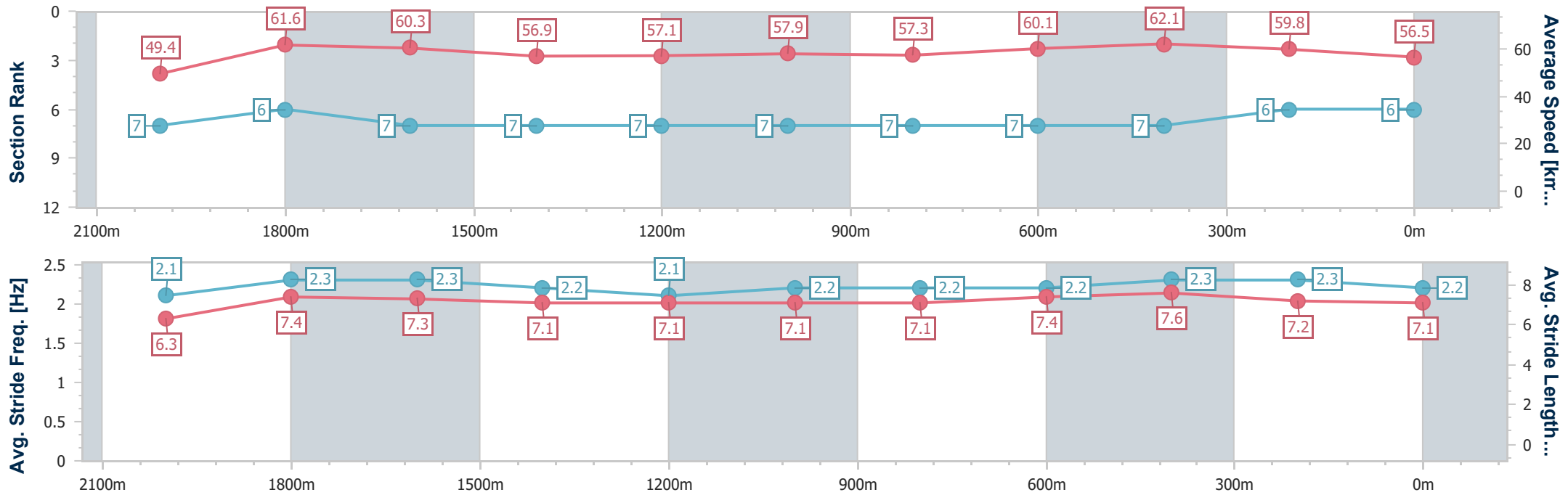
Race 2: NUTURF BENCHMARK 65 Handicap - 2215m

13 July 2024 - 12:45

Track Rating: Soft 5, Weather: Fine, Rail Position: +2.5m Entire



Section	Overall	2000m	1800m	1600m	1400m	1200m	1000m	800m	600m	400m	200m
Section Times	2:18.49 [6] (0:15.65)	2:02.84 [7] (0:11.94)	1:50.90 [6] (0:12.06)	1:38.84 [7] (0:12.64)	1:26.20 [7] (0:12.60)	1:13.60 [7] (0:12.45)	1:01.15 [7] (0:12.61)	0:48.54 [7] (0:12.30)	0:36.24 [7] (0:11.63)	0:24.61 [7] (0:12.03)	0:12.58 [6] (0:12.58)
Average Speed [km/h]	49.4	61.6	60.3	56.9	57.1	57.9	57.3	60.1	62.1	59.8	56.5
Top Speed [km/h]	61.4	62.4	61.5	58.1	58.9	58.6	58.8	60.9	62.8	62.3	57.4
Avg. Dist. to Rail [m]	9.2	3.4	1.3	0.1	0.1	0.3	0.6	3.4	6.0	8.1	6.4
Avg. Stride Freq. [Hz]	2.1	2.3	2.3	2.2	2.1	2.2	2.2	2.2	2.3	2.3	2.2
Avg. Stride Length [m]	6.3	7.4	7.3	7.1	7.1	7.1	7.1	7.4	7.6	7.2	7.1



- [ ] Ranking at each section and finish
- .-.- No data available at this section
- NA No data available



Horse/Jockey Name	Admiral Ash
Final Rank	7
Fastest Section Time (Section)	0:11.38 (2000m)
Top Speed [km/h] (Section)	64.3 (Overall)
Race State	Finished



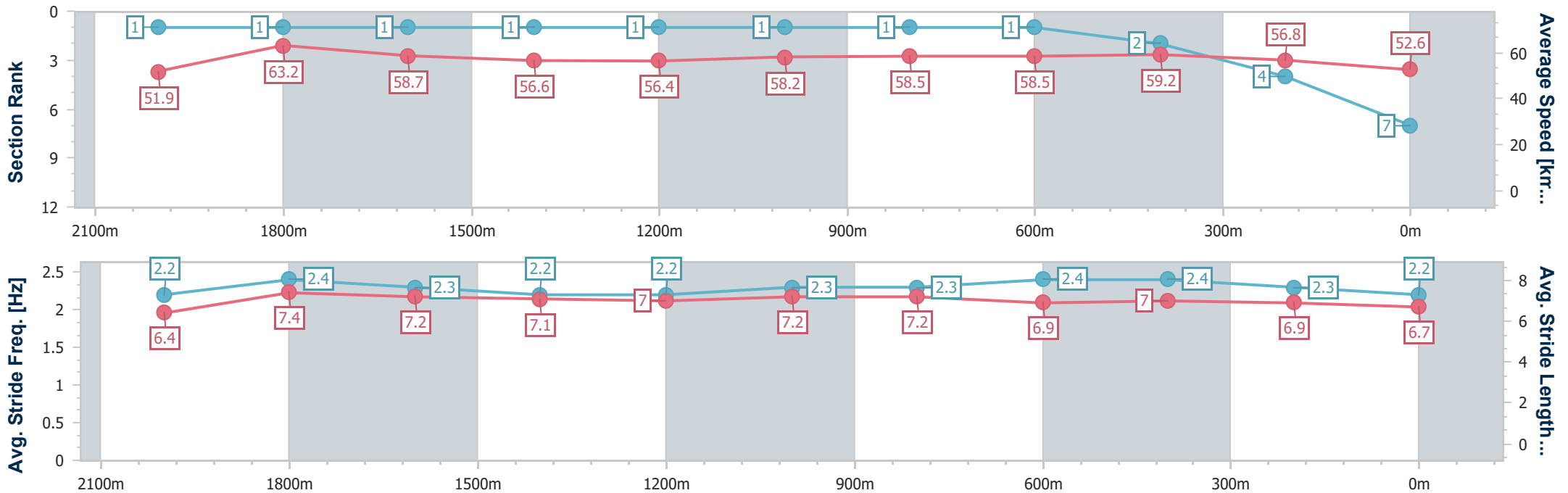
Rockhampton QLD Professional  
Race 2: NUTURF BENCHMARK 65 Handicap - 2215m

13 July 2024 - 12:45

Track Rating: Soft 5, Weather: Fine, Rail Position: +2.5m Entire



Section	Overall	2000m	1800m	1600m	1400m	1200m	1000m	800m	600m	400m	200m
Section Times	2:19.08 [7] (0:14.94)	2:04.14 [1] (0:11.38)	1:52.76 [1] (0:11.98)	1:40.78 [1] (0:12.67)	1:28.11 [1] (0:12.76)	1:15.35 [1] (0:12.35)	1:03.00 [1] (0:12.22)	0:50.78 [1] (0:12.43)	0:38.35 [1] (0:12.18)	0:26.17 [2] (0:12.67)	0:13.50 [4] (0:13.50)
Average Speed [km/h]	51.9	63.2	58.7	56.6	56.4	58.2	58.5	58.5	59.2	56.8	52.6
Top Speed [km/h]	64.3	64.2	62.1	57.4	57.4	58.7	60.2	60.5	60.8	59.3	54.6
Avg. Dist. to Rail [m]	3.1	0.9	2.9	2.8	2.0	1.3	1.1	1.2	1.2	1.3	2.6
Avg. Stride Freq. [Hz]	2.2	2.4	2.3	2.2	2.2	2.3	2.3	2.4	2.4	2.3	2.2
Avg. Stride Length [m]	6.4	7.4	7.2	7.1	7.0	7.2	7.2	6.9	7.0	6.9	6.7





Horse/Jockey Name	Hadmytime
Final Rank	8
Fastest Section Time (Section)	0:11.89 (2000m)
Top Speed [km/h] (Section)	62.1 (2000m)
Race State	Finished



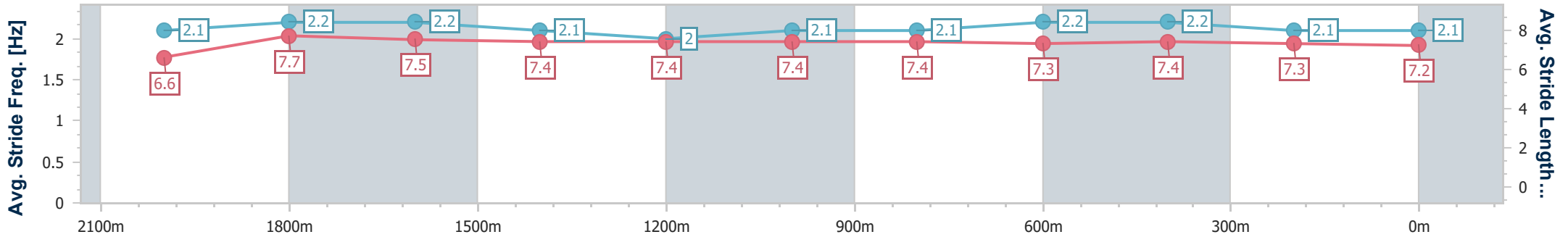
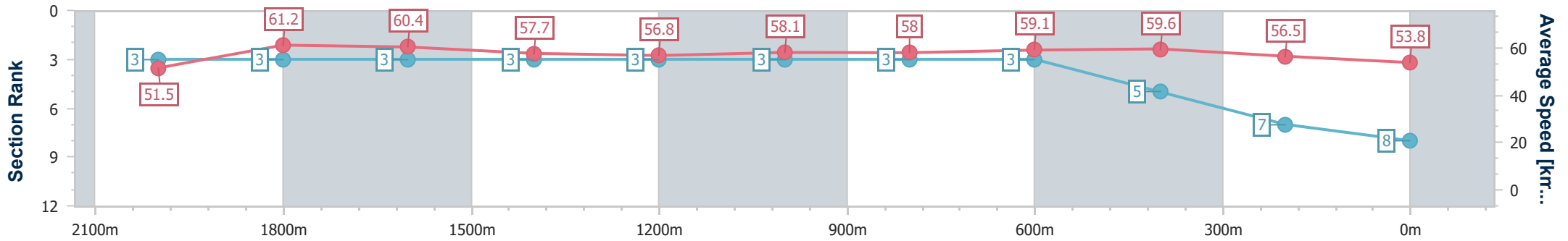
Rockhampton QLD Professional  
Race 2: NUTURF BENCHMARK 65 Handicap - 2215m

13 July 2024 - 12:45

Track Rating: Soft 5, Weather: Fine, Rail Position: +2.5m Entire



Section	Overall	2000m	1800m	1600m	1400m	1200m	1000m	800m	600m	400m	200m
Section Times	2:19.35 [8] (0:15.02)	2:04.33 [3] (0:11.89)	1:52.44 [3] (0:11.96)	1:40.48 [3] (0:12.46)	1:28.02 [3] (0:12.67)	1:15.35 [3] (0:12.41)	1:02.94 [3] (0:12.46)	0:50.48 [3] (0:12.43)	0:38.05 [3] (0:12.12)	0:25.93 [5] (0:12.73)	0:13.20 [7] (0:13.20)
Average Speed [km/h]	51.5	61.2	60.4	57.7	56.8	58.1	58.0	59.1	59.6	56.5	53.8
Top Speed [km/h]	61.9	62.1	61.6	58.7	58.3	59.2	58.9	60.0	60.5	58.4	55.8
Avg. Dist. to Rail [m]	4.4	1.8	0.5	0.2	0.2	0.5	0.6	2.6	5.9	5.5	5.5
Avg. Stride Freq. [Hz]	2.1	2.2	2.2	2.1	2.0	2.1	2.1	2.2	2.2	2.1	2.1
Avg. Stride Length [m]	6.6	7.7	7.5	7.4	7.4	7.4	7.4	7.3	7.4	7.3	7.2



- [ ] Ranking at each section and finish
- .-.- No data available at this section
- NA No data available



Horse/Jockey Name	Here He Looms
Final Rank	9
Fastest Section Time (Section)	0:11.71 (600m)
Top Speed [km/h] (Section)	63.6 (600m)
Race State	Finished



Rockhampton QLD Professional

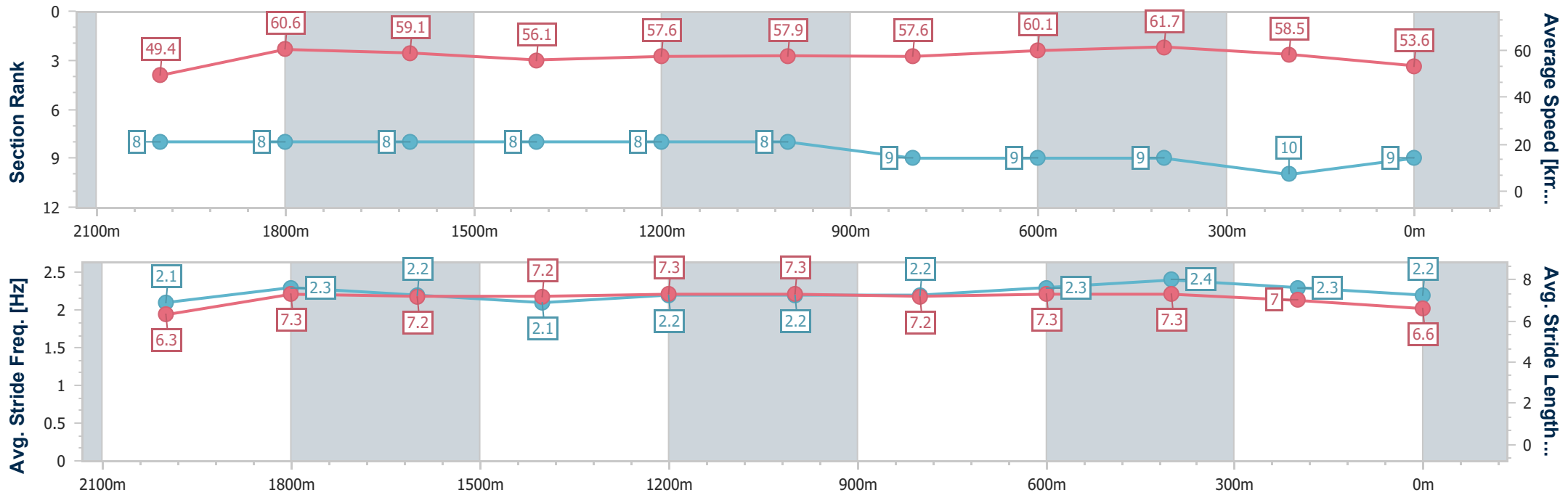
Race 2: NUTURF BENCHMARK 65 Handicap - 2215m

13 July 2024 - 12:45

Track Rating: Soft 5, Weather: Fine, Rail Position: +2.5m Entire



Section	Overall	2000m	1800m	1600m	1400m	1200m	1000m	800m	600m	400m	200m
Section Times	2:19.78 [9] (0:15.66)	2:04.12 [8] (0:12.04)	1:52.08 [8] (0:12.22)	1:39.86 [8] (0:12.82)	1:27.04 [8] (0:12.50)	1:14.54 [8] (0:12.44)	1:02.10 [8] (0:12.54)	0:49.56 [9] (0:12.29)	0:37.27 [9] (0:11.71)	0:25.56 [9] (0:12.30)	0:13.26 [10] (0:13.26)
Average Speed [km/h]	49.4	60.6	59.1	56.1	57.6	57.9	57.6	60.1	61.7	58.5	53.6
Top Speed [km/h]	61.0	61.9	60.3	57.6	58.9	59.4	59.4	61.0	63.6	60.6	56.1
Avg. Dist. to Rail [m]	7.0	2.4	0.4	0.3	0.1	0.2	0.5	3.4	7.8	9.1	8.4
Avg. Stride Freq. [Hz]	2.1	2.3	2.2	2.1	2.2	2.2	2.2	2.3	2.4	2.3	2.2
Avg. Stride Length [m]	6.3	7.3	7.2	7.2	7.3	7.3	7.2	7.3	7.3	7.0	6.6



- [ ] Ranking at each section and finish
- .-.- No data available at this section
- NA No data available



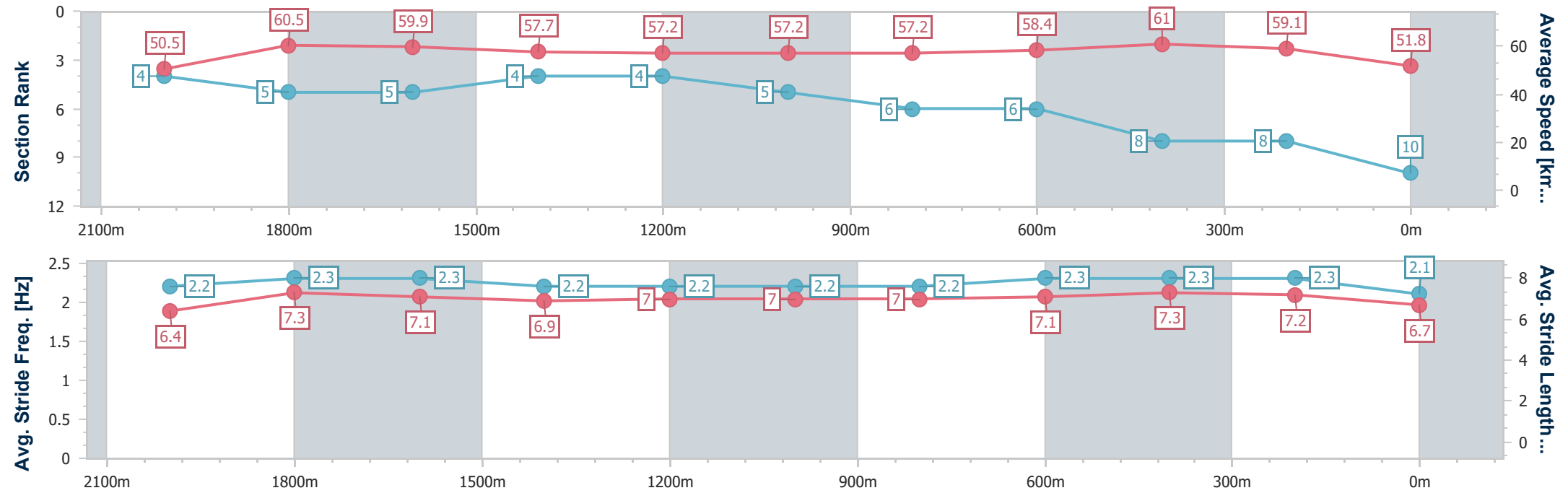
Horse/Jockey Name	Delius
Final Rank	10
Fastest Section Time (Section)	0:11.85 (600m)
Top Speed [km/h] (Section)	61.6 (600m)
Race State	Finished



Rockhampton QLD Professional  
 Race 2: NUTURF BENCHMARK 65 Handicap - 2215m  
 13 July 2024 - 12:45  
 Track Rating: Soft 5, Weather: Fine, Rail Position: +2.5m Entire



Section	Overall	2000m	1800m	1600m	1400m	1200m	1000m	800m	600m	400m	200m
Section Times	2:19.99 [10] (0:15.35)	2:04.64 [4] (0:12.05)	1:52.59 [5] (0:12.03)	1:40.56 [5] (0:12.46)	1:28.10 [4] (0:12.61)	1:15.49 [4] (0:12.55)	1:02.94 [5] (0:12.62)	0:50.32 [6] (0:12.58)	0:37.74 [6] (0:11.85)	0:25.89 [8] (0:12.17)	0:13.72 [8] (0:13.72)
Average Speed [km/h]	50.5	60.5	59.9	57.7	57.2	57.2	57.2	58.4	61.0	59.1	51.8
Top Speed [km/h]	60.9	61.2	61.0	58.2	58.9	58.0	58.4	60.2	61.6	61.4	56.1
Avg. Dist. to Rail [m]	7.4	2.1	0.3	0.2	0.1	0.3	0.5	2.5	4.8	5.8	6.9
Avg. Stride Freq. [Hz]	2.2	2.3	2.3	2.2	2.2	2.2	2.2	2.3	2.3	2.3	2.1
Avg. Stride Length [m]	6.4	7.3	7.1	6.9	7.0	7.0	7.0	7.1	7.3	7.2	6.7



- [ ] Ranking at each section and finish
- .-.- No data available at this section
- NA No data available





# Rockhampton QLD Professional

## Race 3: WENDY MULRY TRAVEL QTIS Three-Year-Old Handicap - 1100m

13 July 2024 - 13:19



Track Rating: Soft 5, Weather: Fine, Rail Position: +2.5m Entire

Section		Overall	1000m	800m	600m	400m	200m	Last 600m					
Field Times		1:04.28 (0:07.64)	0:56.64 (0:10.98)	0:45.66 (0:11.40)	0:34.26 (0:10.87)	0:23.39 (0:11.16)	0:12.23 (0:12.23)	0:34.26					
Rank	TAB Horse/Jockey	Barrier	Top Speed [km/h]	Fastest Section								Margin	Distance Travelled [m]
1	3 DRAGON'S SNIP Cody Collis	3	67.9 1000m	0:08.10 Overall	1:04.28 [1] (0:08.10)	0:56.18 [6] (0:10.83)	0:45.35 [5] (0:11.35)	0:34.00 [5] (0:10.92)	0:23.08 [5] (0:11.08)	0:12.00 [4] (0:12.00)	1:04.28	0:34.00	
2	9 HELL Alisha Donald	7	68.7 600m	0:07.73 Overall	1:04.32 [2] (0:07.73)	0:56.59 [2] (0:10.94)	0:45.65 [3] (0:11.35)	0:34.30 [1] (0:10.87)	0:23.43 [1] (0:11.16)	0:12.27 [1] (0:12.27)	0.21L	0:34.30	+5
3	6 QUADE Robbie Dolan	5	68.4 400m	0:07.94 Overall	1:04.35 [3] (0:07.94)	0:56.41 [4] (0:10.93)	0:45.48 [4] (0:11.32)	0:34.16 [4] (0:10.98)	0:23.18 [3] (0:11.07)	0:12.11 [3] (0:12.11)	0.39L	0:34.16	+4
4	5 CONNEWARRE Les Tilley	4	68.0 400m	0:08.09 Overall	1:04.53 [4] (0:08.09)	0:56.44 [5] (0:10.98)	0:45.46 [6] (0:11.51)	0:33.95 [7] (0:11.02)	0:22.93 [8] (0:10.86)	0:12.07 [7] (0:12.07)	1.44L	0:33.95	+6
5	11 TAHKIAN BUBBLES Jackson Murphy	2	67.5 1000m	0:08.31 Overall	1:04.54 [5] (0:08.31)	0:56.23 [8] (0:10.78)	0:45.45 [7] (0:11.29)	0:34.16 [6] (0:10.91)	0:23.25 [6] (0:11.16)	0:12.09 [6] (0:12.09)	1.51L	0:34.16	-4
6	7 BUSH DIAMOND Sean Cormack	10	68.8 600m	0:08.30 Overall	1:04.58 [6] (0:08.30)	0:56.28 [7] (0:11.06)	0:45.22 [8] (0:11.42)	0:33.80 [8] (0:10.70)	0:23.10 [7] (0:10.98)	0:12.12 [8] (0:12.12)	1.72L	0:33.80	+3
7	2 DESERT KOBY Justin Huxtable	1	68.0 1000m	0:07.73 Overall	1:04.60 [7] (0:07.73)	0:56.87 [3] (0:10.89)	0:45.98 [1] (0:11.53)	0:34.45 [3] (0:11.04)	0:23.41 [4] (0:11.01)	0:12.40 [2] (0:12.40)	1.85L	0:34.45	+2
8	10 HANGIN' AROUND Justin Stanley	6	67.4 1000m	0:07.64 Overall	1:04.68 [8] (0:07.64)	0:57.04 [1] (0:11.00)	0:46.04 [2] (0:11.42)	0:34.62 [2] (0:11.02)	0:23.60 [2] (0:11.32)	0:12.28 [5] (0:12.28)	2.31L	0:34.62	+3

Scratched: Doubting Eye (#1), Perigean (#4), Whitsunday Session (#12), Within Reason (#8)



Horse/Jockey Name	Dragon's Snip
Final Rank	1
Fastest Section Time (Section)	0:08.10 (Overall)
Top Speed [km/h] (Section)	67.9 (1000m)
Race State	Finished

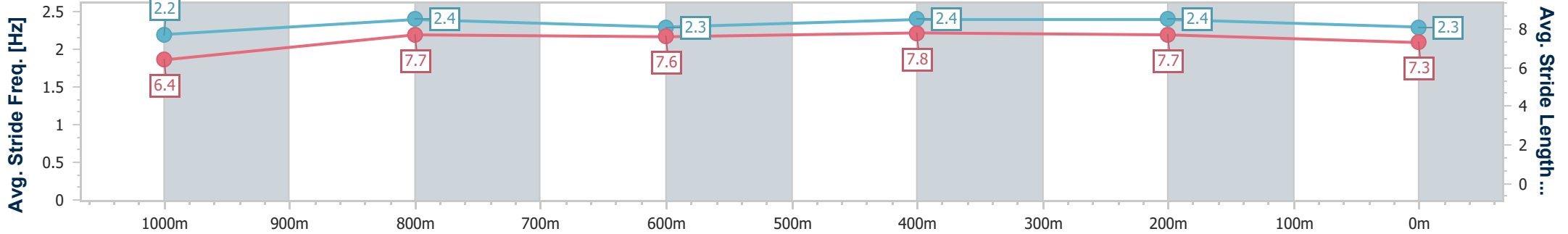
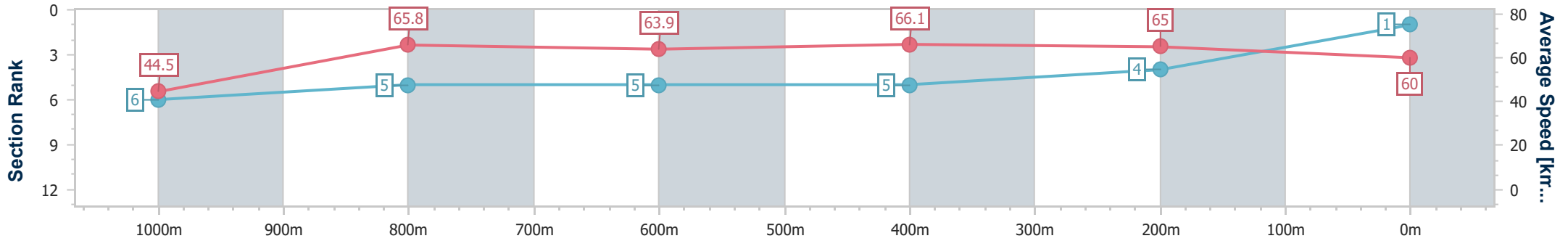


Rockhampton QLD Professional  
 Race 3: WENDY MULRY TRAVEL QTIS Three-Year-Old  
 Handicap - 1100m  
 13 July 2024 - 13:19



Track Rating: Soft 5, Weather: Fine, Rail Position: +2.5m Entire

Section	Overall	1000m	800m	600m	400m	200m
Section Times	1:04.28 [1] (0:08.10)	0:56.18 [6] (0:10.83)	0:45.35 [5] (0:11.35)	0:34.00 [5] (0:10.92)	0:23.08 [5] (0:11.08)	0:12.00 [4]
Average Speed [km/h]	44.5	65.8	63.9	66.1	65.0	60.0
Top Speed [km/h]	65.1	67.9	65.8	67.9	66.2	63.8
Avg. Dist. to Rail [m]	4.8	1.6	1.7	3.7	3.4	3.7
Avg. Stride Freq. [Hz]	2.2	2.4	2.3	2.4	2.4	2.3
Avg. Stride Length [m]	6.4	7.7	7.6	7.8	7.7	7.3



- [ ] Ranking at each section and finish
- .-.- No data available at this section
- NA No data available



Horse/Jockey Name	Hell
Final Rank	2
Fastest Section Time (Section)	0:07.73 (Overall)
Top Speed [km/h] (Section)	68.7 (600m)
Race State	Finished

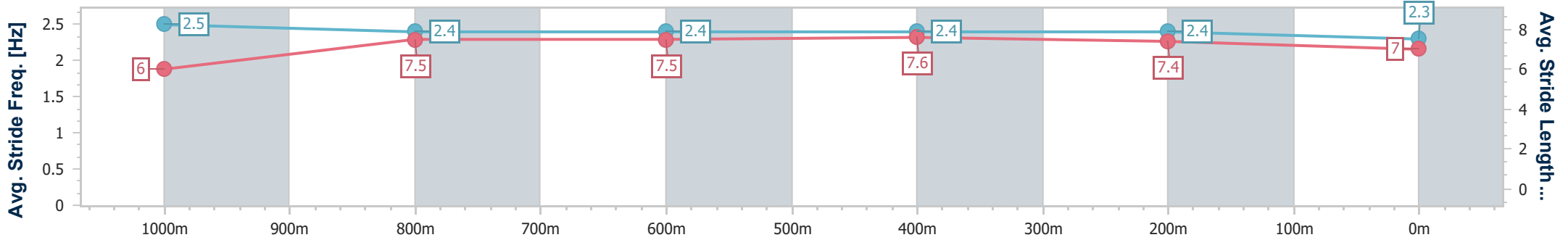
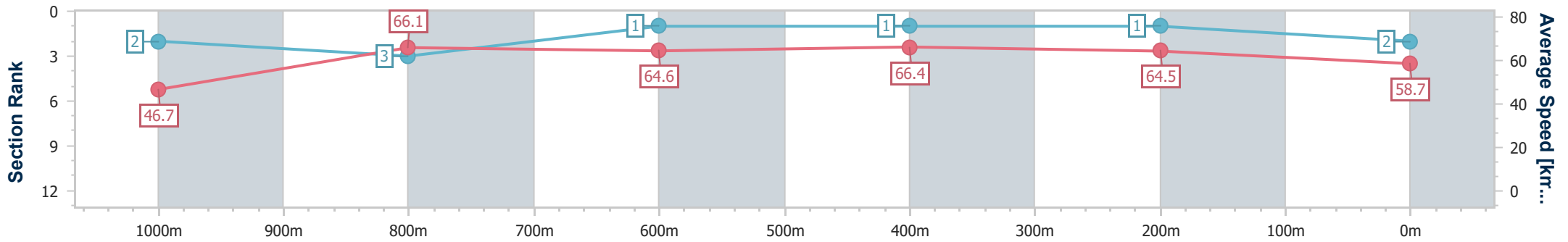


Rockhampton QLD Professional  
 Race 3: WENDY MULRY TRAVEL QTIS Three-Year-Old  
 Handicap - 1100m  
 13 July 2024 - 13:19



Track Rating: Soft 5, Weather: Fine, Rail Position: +2.5m Entire

Section	Overall	1000m	800m	600m	400m	200m
Section Times	1:04.32 [2] (0:07.73)	0:56.59 [2] (0:10.94)	0:45.65 [3] (0:11.35)	0:34.30 [1] (0:10.87)	0:23.43 [1] (0:11.16)	0:12.27 [1] (0:12.27)
Average Speed [km/h]	46.7	66.1	64.6	66.4	64.5	58.7
Top Speed [km/h]	66.0	67.7	67.4	68.7	67.9	62.6
Avg. Dist. to Rail [m]	7.6	0.9	2.4	4.8	4.9	5.1
Avg. Stride Freq. [Hz]	2.5	2.4	2.4	2.4	2.4	2.3
Avg. Stride Length [m]	6.0	7.5	7.5	7.6	7.4	7.0



- [ ] Ranking at each section and finish
- .-.- No data available at this section
- NA No data available



Horse/Jockey Name	Quade
Final Rank	3
Fastest Section Time (Section)	0:07.94 (Overall)
Top Speed [km/h] (Section)	68.4 (400m)
Race State	Finished

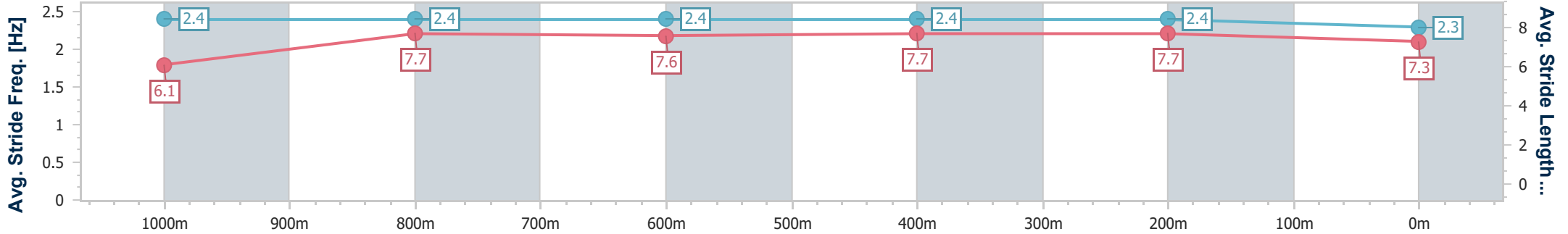
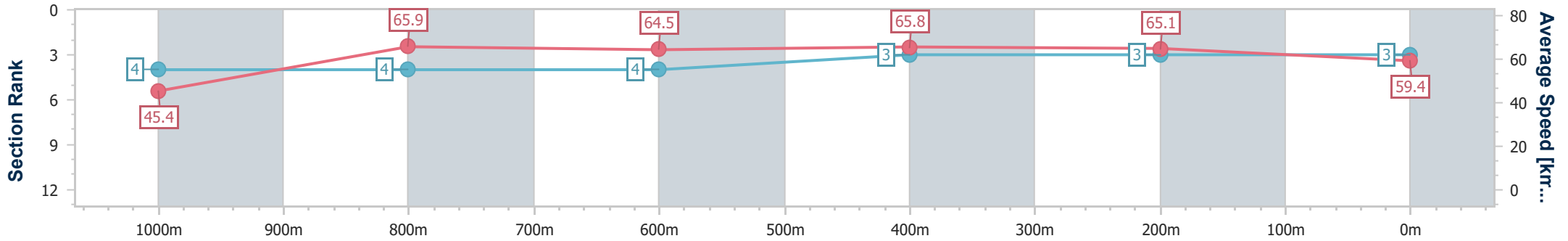


Rockhampton QLD Professional  
 Race 3: WENDY MULRY TRAVEL QTIS Three-Year-Old  
 Handicap - 1100m  
 13 July 2024 - 13:19



Track Rating: Soft 5, Weather: Fine, Rail Position: +2.5m Entire

Section	Overall	1000m	800m	600m	400m	200m
Section Times	1:04.35 [3] (0:07.94)	0:56.41 [4] (0:10.93)	0:45.48 [4] (0:11.32)	0:34.16 [4] (0:10.98)	0:23.18 [3] (0:11.07)	0:12.11 [3] (0:12.11)
Average Speed [km/h]	45.4	65.9	64.5	65.8	65.1	59.4
Top Speed [km/h]	64.4	67.3	65.8	67.6	68.4	63.2
Avg. Dist. to Rail [m]	6.1	1.0	1.8	4.8	6.1	7.3
Avg. Stride Freq. [Hz]	2.4	2.4	2.4	2.4	2.4	2.3
Avg. Stride Length [m]	6.1	7.7	7.6	7.7	7.7	7.3



- [ ] Ranking at each section and finish
- .-.- No data available at this section
- NA No data available



Horse/Jockey Name	Connewarre
Final Rank	4
Fastest Section Time (Section)	0:08.09 (Overall)
Top Speed [km/h] (Section)	68.0 (400m)
Race State	Finished

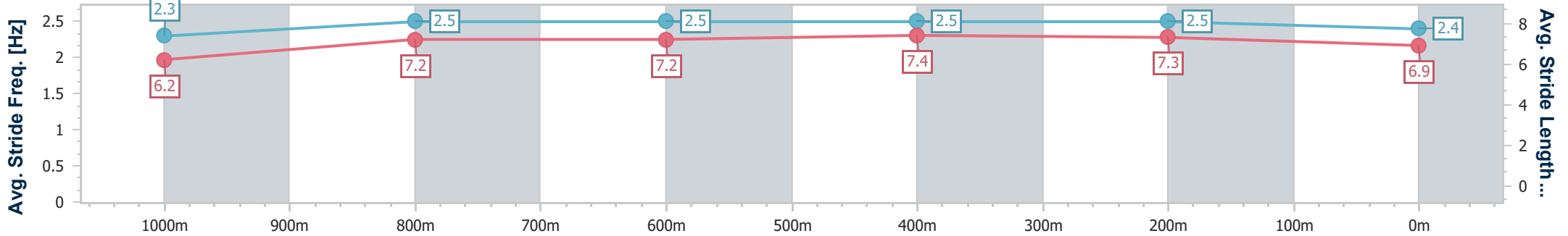
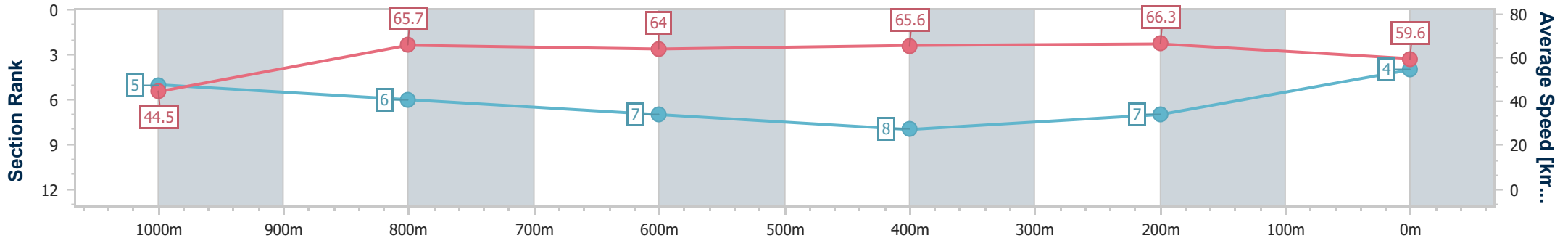


Rockhampton QLD Professional  
 Race 3: WENDY MULRY TRAVEL QTIS Three-Year-Old  
 Handicap - 1100m  
 13 July 2024 - 13:19



Track Rating: Soft 5, Weather: Fine, Rail Position: +2.5m Entire

Section	Overall	1000m	800m	600m	400m	200m
Section Times	1:04.53 [4] (0:08.09)	0:56.44 [5] (0:10.98)	0:45.46 [6] (0:11.51)	0:33.95 [7] (0:11.02)	0:22.93 [8] (0:10.86)	0:12.07 [7] (0:12.07)
Average Speed [km/h]	44.5	65.7	64.0	65.6	66.3	59.6
Top Speed [km/h]	63.5	66.9	65.9	66.9	68.0	63.9
Avg. Dist. to Rail [m]	5.1	0.6	3.0	6.3	9.1	10.3
Avg. Stride Freq. [Hz]	2.3	2.5	2.5	2.5	2.5	2.4
Avg. Stride Length [m]	6.2	7.2	7.2	7.4	7.3	6.9



- [ ] Ranking at each section and finish
- .-.- No data available at this section
- NA No data available



Horse/Jockey Name	Tahkian Bubbles
Final Rank	5
Fastest Section Time (Section)	0:08.31 (Overall)
Top Speed [km/h] (Section)	67.5 (1000m)
Race State	Finished

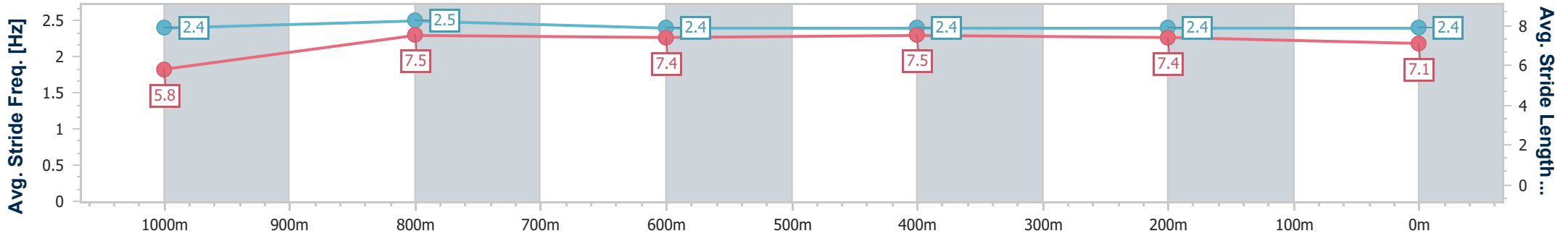
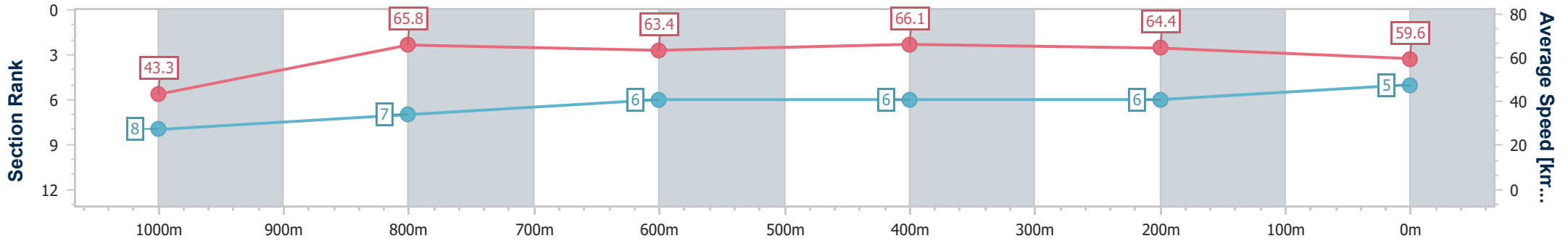


Rockhampton QLD Professional  
 Race 3: WENDY MULRY TRAVEL QTIS Three-Year-Old  
 Handicap - 1100m  
 13 July 2024 - 13:19



Track Rating: Soft 5, Weather: Fine, Rail Position: +2.5m Entire

Section	Overall	1000m	800m	600m	400m	200m
Section Times	1:04.54 [5] (0:08.31)	0:56.23 [8] (0:10.78)	0:45.45 [7] (0:11.29)	0:34.16 [6] (0:10.91)	0:23.25 [6] (0:11.16)	0:12.09 [6] (0:12.09)
Average Speed [km/h]	43.3	65.8	63.4	66.1	64.4	59.6
Top Speed [km/h]	65.0	67.5	65.2	67.0	66.3	63.4
Avg. Dist. to Rail [m]	2.0	2.3	1.4	2.1	3.2	3.3
Avg. Stride Freq. [Hz]	2.4	2.5	2.4	2.4	2.4	2.4
Avg. Stride Length [m]	5.8	7.5	7.4	7.5	7.4	7.1



- [ ] Ranking at each section and finish
- .-.- No data available at this section
- NA No data available



Horse/Jockey Name	Bush Diamond
Final Rank	6
Fastest Section Time (Section)	0:08.30 (Overall)
Top Speed [km/h] (Section)	68.8 (600m)
Race State	Finished

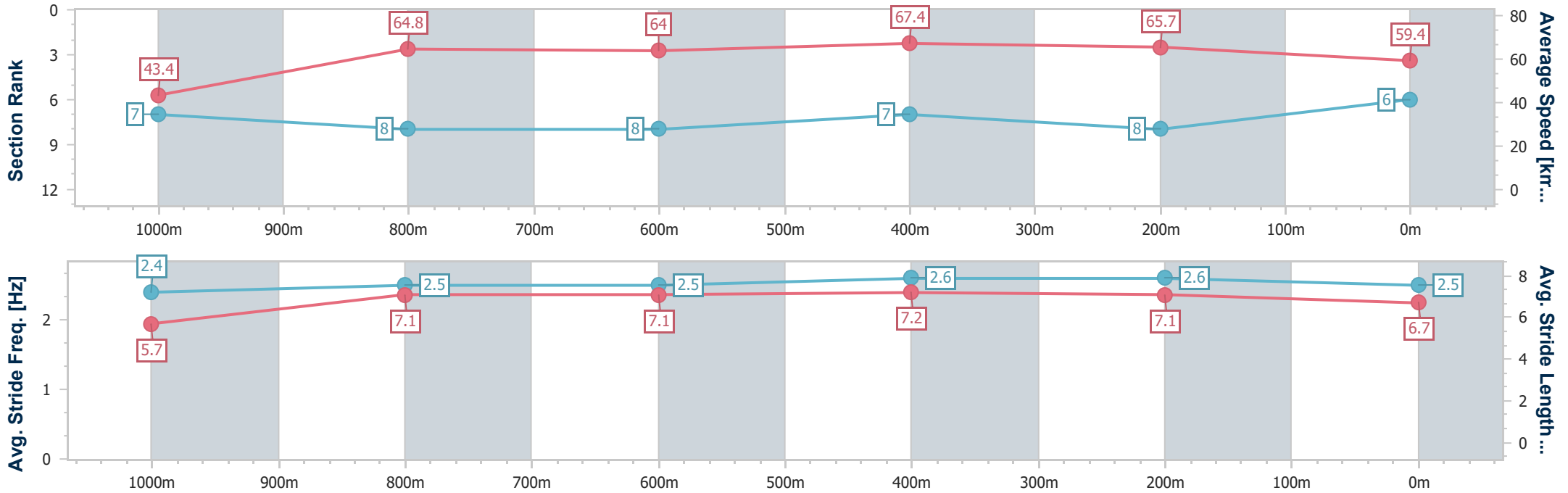


Rockhampton QLD Professional  
 Race 3: WENDY MULRY TRAVEL QTIS Three-Year-Old  
 Handicap - 1100m  
 13 July 2024 - 13:19



Track Rating: Soft 5, Weather: Fine, Rail Position: +2.5m Entire

Section	Overall	1000m	800m	600m	400m	200m
Section Times	1:04.58 [6] (0:08.30)	0:56.28 [7] (0:11.06)	0:45.22 [8] (0:11.42)	0:33.80 [8] (0:10.70)	0:23.10 [7] (0:10.98)	0:12.12 [8]
Average Speed [km/h]	43.4	64.8	64.0	67.4	65.7	59.4
Top Speed [km/h]	61.3	66.4	66.0	68.8	67.8	62.8
Avg. Dist. to Rail [m]	8.2	1.0	2.0	5.0	6.9	8.8
Avg. Stride Freq. [Hz]	2.4	2.5	2.5	2.6	2.6	2.5
Avg. Stride Length [m]	5.7	7.1	7.1	7.2	7.1	6.7



- [ ] Ranking at each section and finish
- .-.- No data available at this section
- NA No data available



Horse/Jockey Name	Desert Koby
Final Rank	7
Fastest Section Time (Section)	0:07.73 (Overall)
Top Speed [km/h] (Section)	68.0 (1000m)
Race State	Finished

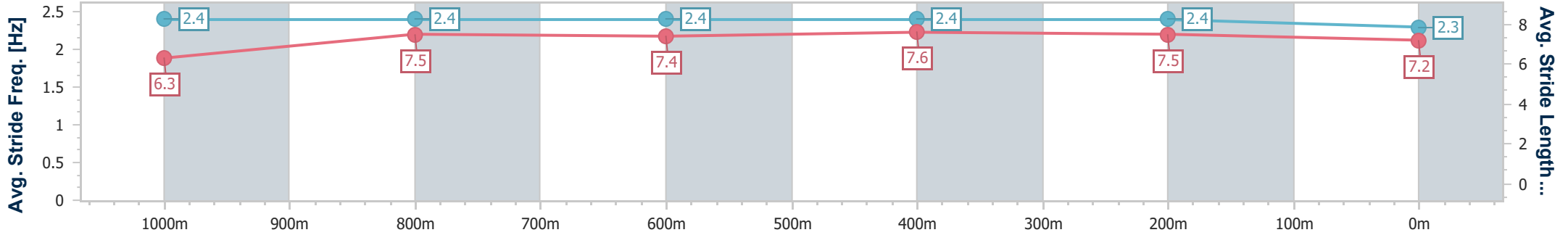
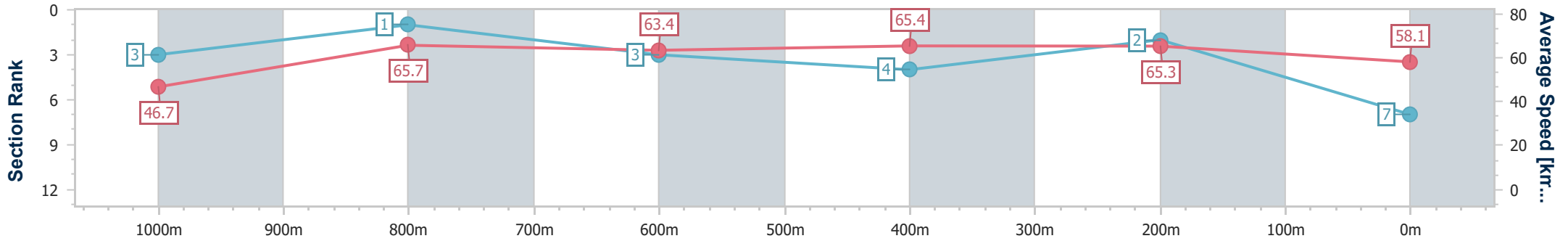


Rockhampton QLD Professional  
 Race 3: WENDY MULRY TRAVEL QTIS Three-Year-Old  
 Handicap - 1100m  
 13 July 2024 - 13:19



Track Rating: Soft 5, Weather: Fine, Rail Position: +2.5m Entire

Section	Overall	1000m	800m	600m	400m	200m
Section Times	1:04.60 [7] (0:07.73)	0:56.87 [3] (0:10.89)	0:45.98 [1] (0:11.53)	0:34.45 [3] (0:11.04)	0:23.41 [4] (0:11.01)	0:12.40 [2] (0:12.40)
Average Speed [km/h]	46.7	65.7	63.4	65.4	65.3	58.1
Top Speed [km/h]	66.6	68.0	64.8	67.4	67.9	62.6
Avg. Dist. to Rail [m]	2.4	1.5	1.8	2.6	3.5	4.9
Avg. Stride Freq. [Hz]	2.4	2.4	2.4	2.4	2.4	2.3
Avg. Stride Length [m]	6.3	7.5	7.4	7.6	7.5	7.2



- [ ] Ranking at each section and finish
- .-.- No data available at this section
- NA No data available





Horse/Jockey Name	Hangin' Around
Final Rank	8
Fastest Section Time (Section)	0:07.64 (Overall)
Top Speed [km/h] (Section)	67.4 (1000m)
Race State	Finished

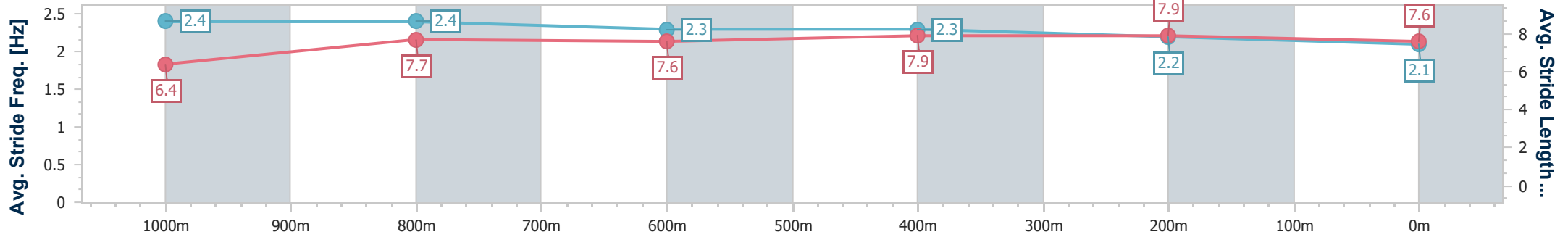
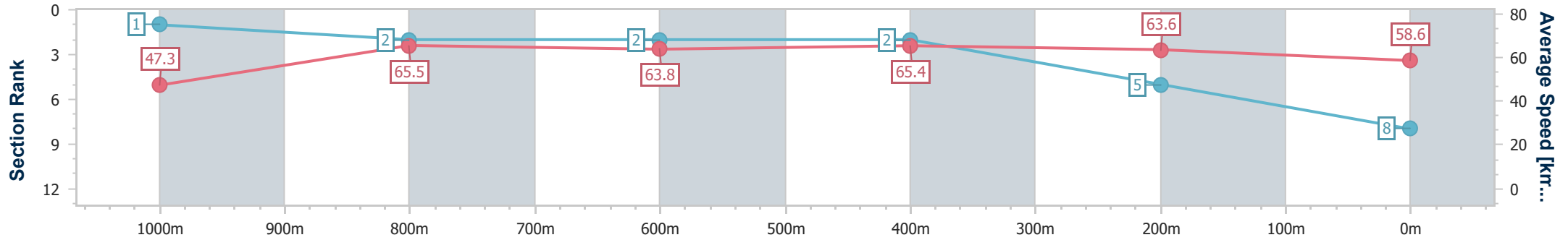


Rockhampton QLD Professional  
 Race 3: WENDY MULRY TRAVEL QTIS Three-Year-Old  
 Handicap - 1100m  
 13 July 2024 - 13:19



Track Rating: Soft 5, Weather: Fine, Rail Position: +2.5m Entire

Section	Overall	1000m	800m	600m	400m	200m
Section Times	1:04.68 [8] (0:07.64)	0:57.04 [1] (0:11.00)	0:46.04 [2] (0:11.42)	0:34.62 [2] (0:11.02)	0:23.60 [2] (0:11.32)	0:12.28 [5] (0:12.28)
Average Speed [km/h]	47.3	65.5	63.8	65.4	63.6	58.6
Top Speed [km/h]	65.8	67.4	65.1	66.8	65.7	61.4
Avg. Dist. to Rail [m]	6.4	0.7	1.5	2.6	3.8	4.9
Avg. Stride Freq. [Hz]	2.4	2.4	2.3	2.3	2.2	2.1
Avg. Stride Length [m]	6.4	7.7	7.6	7.9	7.9	7.6



- [ ] Ranking at each section and finish
- .-.- No data available at this section
- NA No data available



# Rockhampton QLD Professional

## Race 4: PHIL PEEL JEWELLER BENCHMARK 65 Handicap - 1500m

13 July 2024 - 13:54



Track Rating: Soft 5, Weather: Fine, Rail Position: +2.5m Entire

Section	Field Times	Overall	1400m	1200m	1000m	800m	600m	400m	Last 600m				
		1:30.75 (0:07.83)	1:22.92 (0:11.47)	1:11.45 (0:11.84)	0:59.61 (0:12.31)	0:47.30 (0:12.66)	0:34.64 (0:11.58)	0:23.06 (0:11.22)	0:34.64				
Rank	TAB Horse/Jockey	Barrier	Top Speed [km/h]	Fastest Section	Overall	1400m	1200m	1000m	800m	600m	400m	Last 600m	Distance Travelled [m]
1	5 KICK ON COMMAND Robbie Dolan	7	66.7 400m	0:08.40 Overall	1:30.75 [1] (0:08.40)	1:22.35 [8] (0:11.64)	1:10.71 [8] (0:11.93)	0:58.78 [8] (0:12.29)	0:46.49 [8] (0:12.53)	0:33.96 [8] (0:11.17)	0:22.79 [8] (0:11.08)	0:33.96	
2	1 CUSACK Justin Huxtable	9	67.5 400m	0:08.14 Overall	1:30.81 [2] (0:08.14)	1:22.67 [7] (0:11.82)	1:10.85 [7] (0:11.80)	0:59.05 [7] (0:12.14)	0:46.91 [6] (0:12.72)	0:34.19 [7] (0:11.28)	0:22.91 [7] (0:11.01)	0:34.19	+4
3	9 LOOSE UNIT Cody Collis	3	64.5 400m	0:07.86 Overall	1:30.83 [3] (0:07.86)	1:22.97 [2] (0:11.44)	1:11.53 [1] (0:11.84)	0:59.69 [1] (0:12.31)	0:47.38 [1] (0:12.66)	0:34.72 [1] (0:11.60)	0:23.12 [2] (0:11.25)	0:34.72	+1
4	6 PEPPERDINE Ashley Butler	8	66.3 600m	0:07.98 Overall	1:31.12 [4] (0:07.98)	1:23.14 [5] (0:11.65)	1:11.49 [4] (0:11.77)	0:59.72 [3] (0:12.25)	0:47.47 [3] (0:12.65)	0:34.82 [4] (0:11.39)	0:23.43 [1] (0:11.29)	0:34.82	+6
5	11 KEFALONIA Chris McIver	4	65.5 400m	0:07.91 Overall	1:31.15 [5] (0:07.91)	1:23.24 [3] (0:11.44)	1:11.80 [2] (0:11.83)	0:59.97 [2] (0:12.28)	0:47.69 [2] (0:12.73)	0:34.96 [2] (0:11.58)	0:23.38 [3] (0:11.23)	0:34.96	+3
6	7 MURRAJONG ROAD Ryan Wiggins	1	65.2 400m	0:07.83 Overall	1:31.30 [6] (0:07.83)	1:23.47 [1] (0:11.66)	1:11.81 [3] (0:11.93)	0:59.88 [4] (0:12.28)	0:47.60 [4] (0:12.57)	0:35.03 [3] (0:11.61)	0:23.42 [5] (0:11.28)	0:35.03	+2
7	2 MOCAMBO Jackson Murphy	10	66.9 400m	0:08.55 Overall	1:31.36 [7] (0:08.55)	1:22.81 [10] (0:11.84)	1:10.97 [10] (0:11.88)	0:59.09 [9] (0:12.14)	0:46.95 [9] (0:12.60)	0:34.35 [10] (0:11.14)	0:23.21 [9] (0:11.19)	0:34.35	+2
8	4 MIO SORRENTO Warwick Satherley	11	65.3 600m	0:07.94 Overall	1:31.48 [8] (0:07.94)	1:23.54 [4] (0:11.76)	1:11.78 [5] (0:11.73)	1:00.05 [5] (0:12.30)	0:47.75 [5] (0:12.62)	0:35.13 [5] (0:11.43)	0:23.70 [4] (0:11.36)	0:35.13	+6
9	8 PRINCE AKEEM Sean Cormack	5	65.3 600m	0:08.13 Overall	1:31.54 [9] (0:08.13)	1:23.41 [6] (0:11.60)	1:11.81 [6] (0:11.93)	0:59.88 [6] (0:12.25)	0:47.63 [7] (0:12.68)	0:34.95 [6] (0:11.30)	0:23.65 [6] (0:11.31)	0:34.95	+0
10	12 IRISH SALLY Karl Zechner	12	65.8 400m	0:08.44 Overall	1:31.65 [10] (0:08.44)	1:23.21 [9] (0:11.88)	1:11.33 [9] (0:11.95)	0:59.38 [10] (0:12.18)	0:47.20 [10] (0:12.46)	0:34.74 [9] (0:11.38)	0:23.36 [10] (0:11.24)	0:34.74	+5

Scratched: All The Shops (#10), Maurice's Medad (#3)

[ ] Ranking at each section and finish  
 -:-:- No data available at this section  
 NA No data available

SCN Saddle cloth number  
 DNF Did not finish  
 DNT Did not track



# Rockhampton QLD Professional

## Race 4: PHIL PEEL JEWELLER BENCHMARK 65 Handicap - 1500m

13 July 2024 - 13:54



Track Rating: Soft 5, Weather: Fine, Rail Position: +2.5m Entire

Section				200m				Last 600m	
Field Times				0:11.84 (0:11.84)				0:34.64	
Rank	TAB	Horse/Jockey	Barrier	Top Speed [km/h]	Fastest Section	Margin			Distance Travelled [m]
1	5	<b>KICK ON COMMAND</b> Robbie Dolan	7	66.7 400m	0:08.40 Overall	0:11.71 [5] (0:11.71)	1:30.75		0:33.96
2	1	<b>CUSACK</b> Justin Huxtable	9	67.5 400m	0:08.14 Overall	0:11.90 [1] (0:11.90)	0.34L		0:34.19 +4
3	9	<b>LOOSE UNIT</b> Cody Collis	3	64.5 400m	0:07.86 Overall	0:11.87 [2] (0:11.87)	0.48L		0:34.72 +1
4	6	<b>PEPPERDINE</b> Ashley Butler	8	66.3 600m	0:07.98 Overall	0:12.14 [3] (0:12.14)	2.16L		0:34.82 +6
5	11	<b>KEFALONIA</b> Chris McIver	4	65.5 400m	0:07.91 Overall	0:12.15 [4] (0:12.15)	2.32L		0:34.96 +3
6	7	<b>MURRAJONG ROAD</b> Ryan Wiggins	1	65.2 400m	0:07.83 Overall	0:12.14 [7] (0:12.14)	3.23L		0:35.03 +2
7	2	<b>MOCAMBO</b> Jackson Murphy	10	66.9 400m	0:08.55 Overall	0:12.02 [9] (0:12.02)	3.59L		0:34.35 +2
8	4	<b>MIO SORRENTO</b> Warwick Satherley	11	65.3 600m	0:07.94 Overall	0:12.34 [6] (0:12.34)	4.3L		0:35.13 +6
9	8	<b>PRINCE AKEEM</b> Sean Cormack	5	65.3 600m	0:08.13 Overall	0:12.34 [8] (0:12.34)	4.61L		0:34.95 +0
10	12	<b>IRISH SALLY</b> Karl Zechner	12	65.8 400m	0:08.44 Overall	0:12.12 [10] (0:12.12)	5.27L		0:34.74 +5

Scratched: All The Shops (#10), Maurice's Medad (#3)

[ ] Ranking at each section and finish  
 -:-:- No data available at this section  
 NA No data available

SCN Saddle cloth number  
 DNF Did not finish  
 DNT Did not track



Horse/Jockey Name	Kick On Command
Final Rank	1
Fastest Section Time (Section)	0:08.40 (Overall)
Top Speed [km/h] (Section)	66.7 (400m)
Race State	Finished



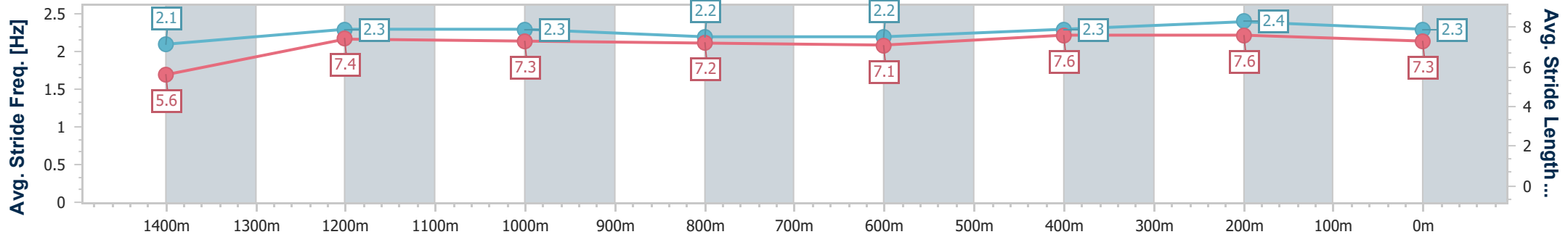
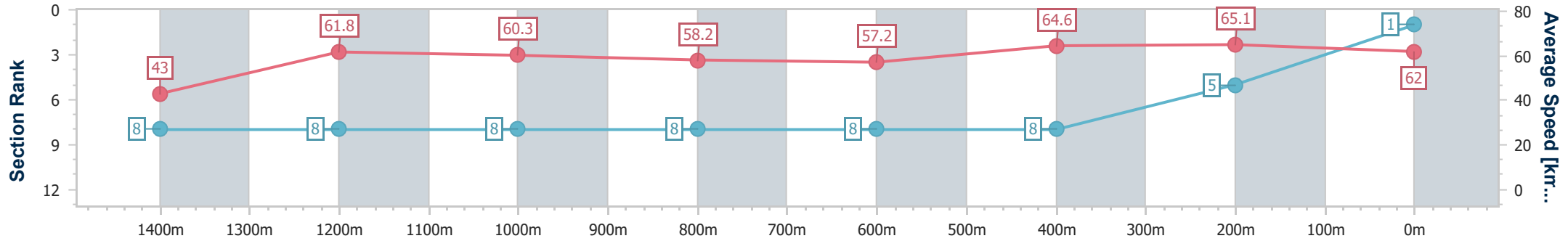
Rockhampton QLD Professional  
Race 4: PHIL PEEL JEWELLER BENCHMARK 65 Handicap - 1500m



13 July 2024 - 13:54

Track Rating: Soft 5, Weather: Fine, Rail Position: +2.5m Entire

Section	Overall	1400m	1200m	1000m	800m	600m	400m	200m
Section Times	1:30.75 [1] (0:08.40)	1:22.35 [8] (0:11.64)	1:10.71 [8] (0:11.93)	0:58.78 [8] (0:12.29)	0:46.49 [8] (0:12.53)	0:33.96 [8] (0:11.17)	0:22.79 [8] (0:11.08)	0:11.71 [5] (0:11.71)
Average Speed [km/h]	43.0	61.8	60.3	58.2	57.2	64.6	65.1	62.0
Top Speed [km/h]	60.4	62.7	61.9	60.4	62.1	66.4	66.7	64.0
Avg. Dist. to Rail [m]	2.8	1.2	1.2	1.1	0.9	2.7	6.8	7.5
Avg. Stride Freq. [Hz]	2.1	2.3	2.3	2.2	2.2	2.3	2.4	2.3
Avg. Stride Length [m]	5.6	7.4	7.3	7.2	7.1	7.6	7.6	7.3



- [ ] Ranking at each section and finish
- .-.- No data available at this section
- NA No data available



Horse/Jockey Name	Cusack
Final Rank	2
Fastest Section Time (Section)	0:08.14 (Overall)
Top Speed [km/h] (Section)	67.5 (400m)
Race State	Finished



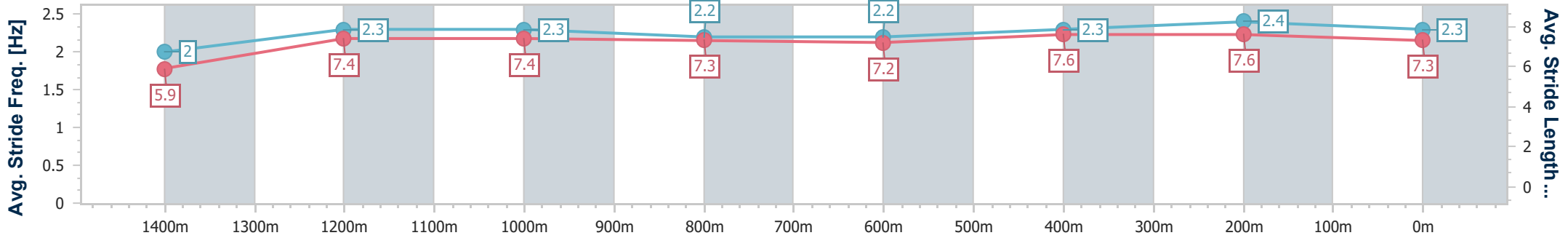
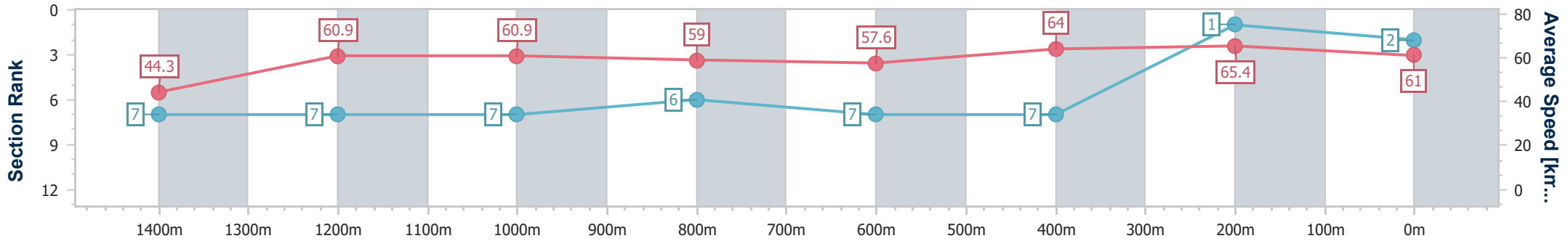
Rockhampton QLD Professional  
Race 4: PHIL PEEL JEWELLER BENCHMARK 65 Handicap - 1500m



13 July 2024 - 13:54

Track Rating: Soft 5, Weather: Fine, Rail Position: +2.5m Entire

Section	Overall	1400m	1200m	1000m	800m	600m	400m	200m
Section Times	1:30.81 [2] (0:08.14)	1:22.67 [7] (0:11.82)	1:10.85 [7] (0:11.80)	0:59.05 [7] (0:12.14)	0:46.91 [6] (0:12.72)	0:34.19 [7] (0:11.28)	0:22.91 [7] (0:11.01)	0:11.90 [1] (0:11.90)
Average Speed [km/h]	44.3	60.9	60.9	59.0	57.6	64.0	65.4	61.0
Top Speed [km/h]	59.5	63.1	62.0	61.9	61.5	67.3	67.5	64.6
Avg. Dist. to Rail [m]	4.5	0.4	0.6	1.0	2.0	5.6	6.1	4.0
Avg. Stride Freq. [Hz]	2.0	2.3	2.3	2.2	2.2	2.3	2.4	2.3
Avg. Stride Length [m]	5.9	7.4	7.4	7.3	7.2	7.6	7.6	7.3



- [ ] Ranking at each section and finish
- .-.- No data available at this section
- NA No data available



Horse/Jockey Name	Loose Unit
Final Rank	3
Fastest Section Time (Section)	0:07.86 (Overall)
Top Speed [km/h] (Section)	64.5 (400m)
Race State	Finished



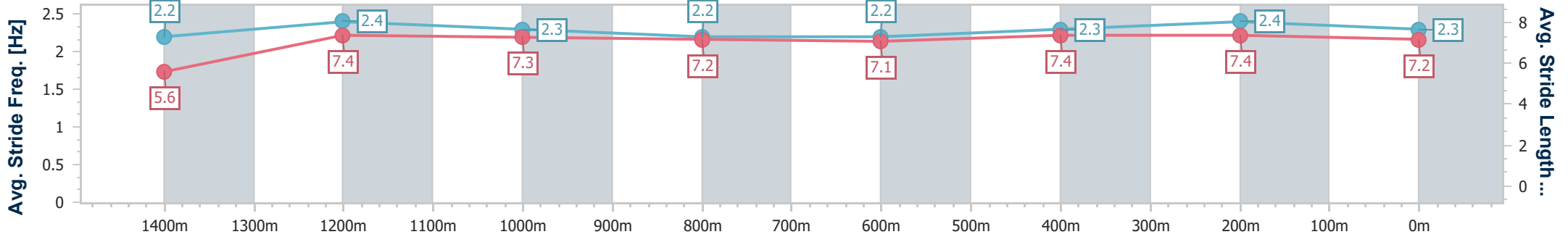
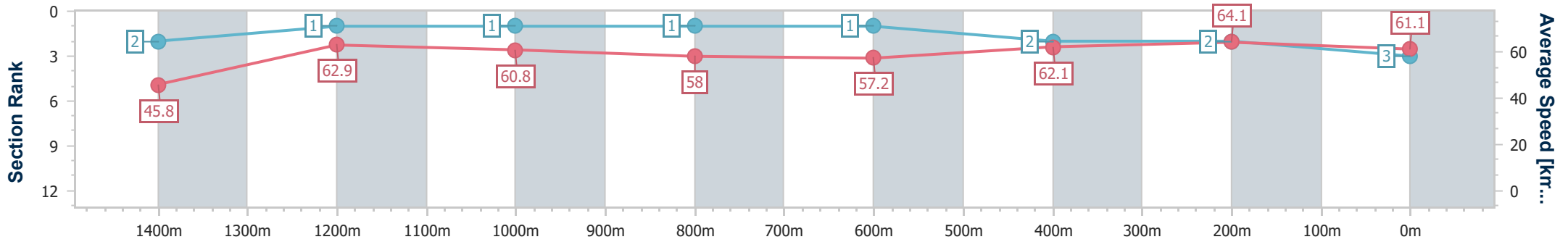
Rockhampton QLD Professional  
Race 4: PHIL PEEL JEWELLER BENCHMARK 65 Handicap - 1500m



13 July 2024 - 13:54

Track Rating: Soft 5, Weather: Fine, Rail Position: +2.5m Entire

Section	Overall	1400m	1200m	1000m	800m	600m	400m	200m
Section Times	1:30.83 [3] (0:07.86)	1:22.97 [2] (0:11.44)	1:11.53 [1] (0:11.84)	0:59.69 [1] (0:12.31)	0:47.38 [1] (0:12.66)	0:34.72 [1] (0:11.60)	0:23.12 [2] (0:11.25)	0:11.87 [2] (0:11.87)
Average Speed [km/h]	45.8	62.9	60.8	58.0	57.2	62.1	64.1	61.1
Top Speed [km/h]	62.0	64.0	62.0	60.6	60.2	63.8	64.5	63.0
Avg. Dist. to Rail [m]	1.3	0.6	1.3	1.3	1.0	2.5	2.7	2.7
Avg. Stride Freq. [Hz]	2.2	2.4	2.3	2.2	2.2	2.3	2.4	2.3
Avg. Stride Length [m]	5.6	7.4	7.3	7.2	7.1	7.4	7.4	7.2



- [ ] Ranking at each section and finish
- .-.- No data available at this section
- NA No data available



Horse/Jockey Name	Pepperdine
Final Rank	4
Fastest Section Time (Section)	0:07.98 (Overall)
Top Speed [km/h] (Section)	66.3 (600m)
Race State	Finished



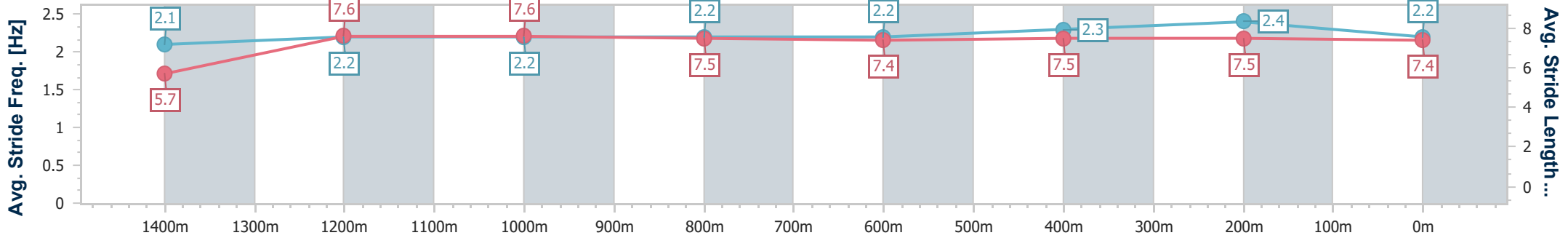
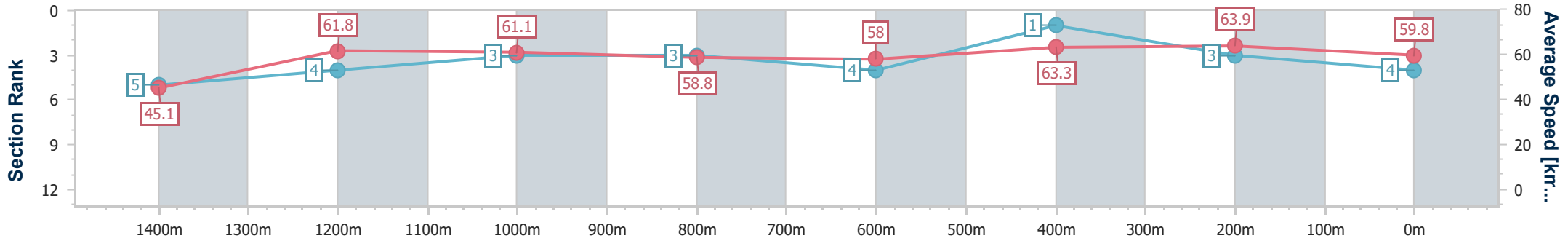
Rockhampton QLD Professional  
Race 4: PHIL PEEL JEWELLER BENCHMARK 65 Handicap - 1500m



13 July 2024 - 13:54

Track Rating: Soft 5, Weather: Fine, Rail Position: +2.5m Entire

Section	Overall	1400m	1200m	1000m	800m	600m	400m	200m
Section Times	1:31.12 [4] (0:07.98)	1:23.14 [5] (0:11.65)	1:11.49 [4] (0:11.77)	0:59.72 [3] (0:12.25)	0:47.47 [3] (0:12.65)	0:34.82 [4] (0:11.39)	0:23.43 [1] (0:11.29)	0:12.14 [3] (0:12.14)
Average Speed [km/h]	45.1	61.8	61.1	58.8	58.0	63.3	63.9	59.8
Top Speed [km/h]	58.7	63.6	62.3	61.0	60.7	66.3	65.4	62.3
Avg. Dist. to Rail [m]	3.2	0.7	0.9	0.5	2.2	4.0	4.2	4.1
Avg. Stride Freq. [Hz]	2.1	2.2	2.2	2.2	2.2	2.3	2.4	2.2
Avg. Stride Length [m]	5.7	7.6	7.6	7.5	7.4	7.5	7.5	7.4



- [ ] Ranking at each section and finish
- .-.- No data available at this section
- NA No data available



Horse/Jockey Name	Kefalonia
Final Rank	5
Fastest Section Time (Section)	0:07.91 (Overall)
Top Speed [km/h] (Section)	65.5 (400m)
Race State	Finished



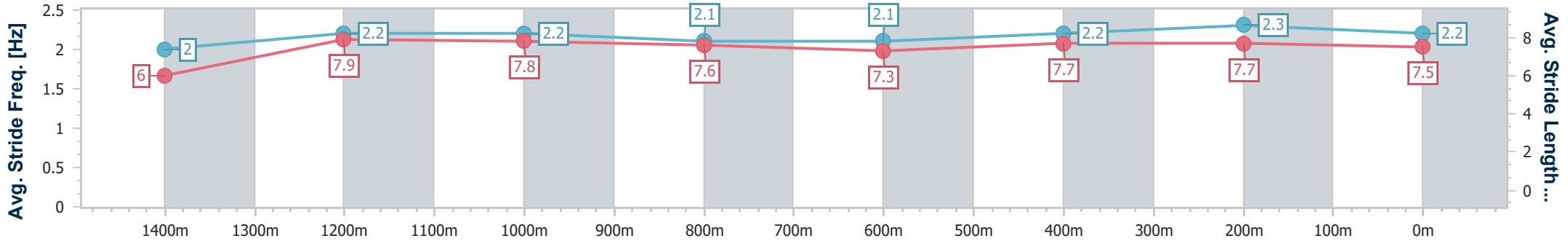
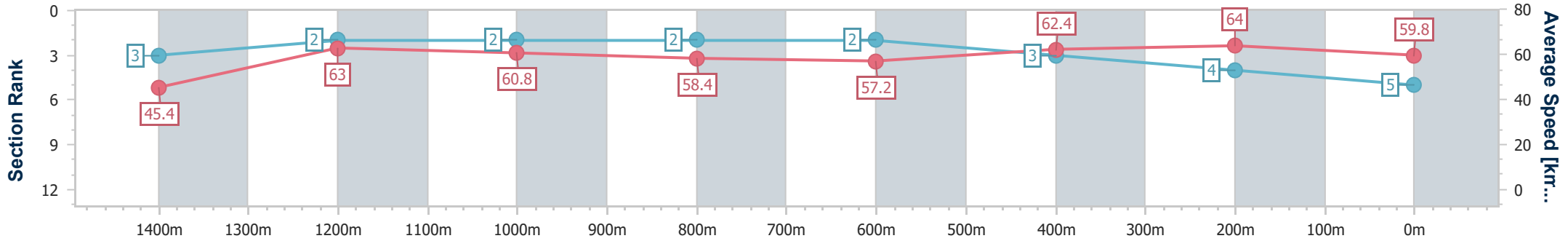
Rockhampton QLD Professional  
Race 4: PHIL PEEL JEWELLER BENCHMARK 65 Handicap - 1500m



13 July 2024 - 13:54

Track Rating: Soft 5, Weather: Fine, Rail Position: +2.5m Entire

Section	Overall	1400m	1200m	1000m	800m	600m	400m	200m
Section Times	1:31.15 [5] (0:07.91)	1:23.24 [3] (0:11.44)	1:11.80 [2] (0:11.83)	0:59.97 [2] (0:12.28)	0:47.69 [2] (0:12.73)	0:34.96 [2] (0:11.58)	0:23.38 [3] (0:11.23)	0:12.15 [4] (0:12.15)
Average Speed [km/h]	45.4	63.0	60.8	58.4	57.2	62.4	64.0	59.8
Top Speed [km/h]	61.2	64.1	62.1	60.6	60.7	65.3	65.5	62.0
Avg. Dist. to Rail [m]	1.8	0.5	0.7	0.7	1.5	2.8	3.3	3.0
Avg. Stride Freq. [Hz]	2.0	2.2	2.2	2.1	2.1	2.2	2.3	2.2
Avg. Stride Length [m]	6.0	7.9	7.8	7.6	7.3	7.7	7.7	7.5



- [ ] Ranking at each section and finish
- .-.- No data available at this section
- NA No data available





Horse/Jockey Name	Murrajong Road
Final Rank	6
Fastest Section Time (Section)	0:07.83 (Overall)
Top Speed [km/h] (Section)	65.2 (400m)
Race State	Finished



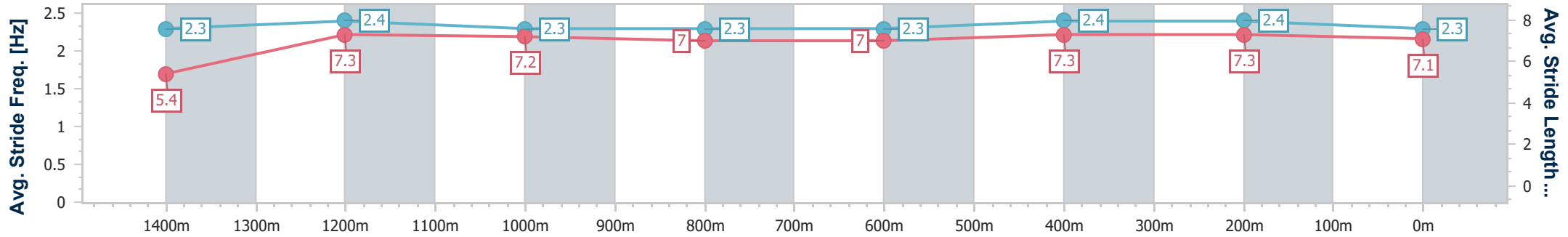
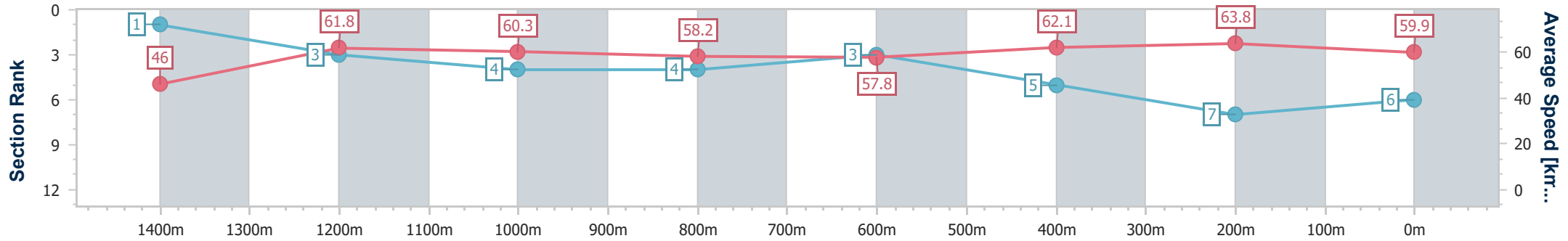
Rockhampton QLD Professional  
Race 4: PHIL PEEL JEWELLER BENCHMARK 65 Handicap - 1500m



13 July 2024 - 13:54

Track Rating: Soft 5, Weather: Fine, Rail Position: +2.5m Entire

Section	Overall	1400m	1200m	1000m	800m	600m	400m	200m
Section Times	1:31.30 [6] (0:07.83)	1:23.47 [1] (0:11.66)	1:11.81 [3] (0:11.93)	0:59.88 [4] (0:12.28)	0:47.60 [4] (0:12.57)	0:35.03 [3] (0:11.61)	0:23.42 [5] (0:11.28)	0:12.14 [7] (0:12.14)
Average Speed [km/h]	46.0	61.8	60.3	58.2	57.8	62.1	63.8	59.9
Top Speed [km/h]	60.0	62.7	61.2	61.0	61.5	65.0	65.2	63.0
Avg. Dist. to Rail [m]	1.0	1.3	1.3	1.3	1.3	3.5	4.7	5.6
Avg. Stride Freq. [Hz]	2.3	2.4	2.3	2.3	2.3	2.4	2.4	2.3
Avg. Stride Length [m]	5.4	7.3	7.2	7.0	7.0	7.3	7.3	7.1



- [ ] Ranking at each section and finish
- .-.- No data available at this section
- NA No data available



Horse/Jockey Name	Mocambo
Final Rank	7
Fastest Section Time (Section)	0:08.55 (Overall)
Top Speed [km/h] (Section)	66.9 (400m)
Race State	Finished



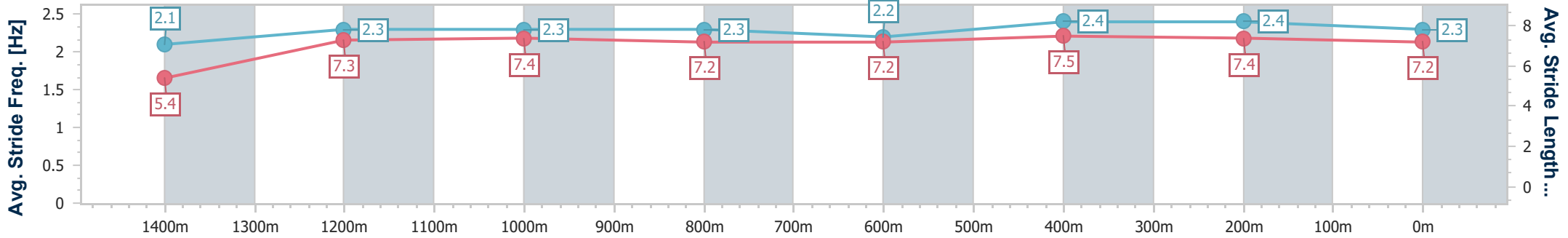
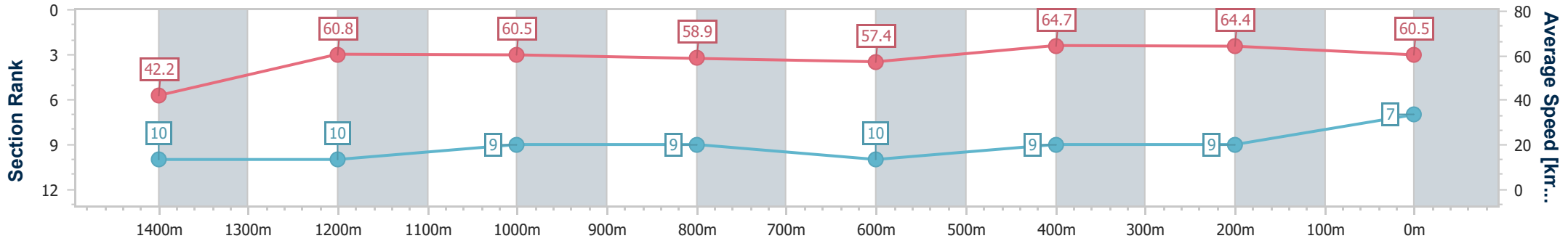
Rockhampton QLD Professional  
Race 4: PHIL PEEL JEWELLER BENCHMARK 65 Handicap - 1500m



13 July 2024 - 13:54

Track Rating: Soft 5, Weather: Fine, Rail Position: +2.5m Entire

Section	Overall	1400m	1200m	1000m	800m	600m	400m	200m
Section Times	1:31.36 [7] (0:08.55)	1:22.81 [10] (0:11.84)	1:10.97 [10] (0:11.88)	0:59.09 [9] (0:12.14)	0:46.95 [9] (0:12.60)	0:34.35 [10] (0:11.14)	0:23.21 [9] (0:11.19)	0:12.02 [9] (0:12.02)
Average Speed [km/h]	42.2	60.8	60.5	58.9	57.4	64.7	64.4	60.5
Top Speed [km/h]	59.0	61.7	61.7	60.1	60.9	66.7	66.9	63.7
Avg. Dist. to Rail [m]	5.5	0.6	1.1	1.4	1.2	3.5	7.1	8.1
Avg. Stride Freq. [Hz]	2.1	2.3	2.3	2.3	2.2	2.4	2.4	2.3
Avg. Stride Length [m]	5.4	7.3	7.4	7.2	7.2	7.5	7.4	7.2



- [ ] Ranking at each section and finish
- .-.- No data available at this section
- NA No data available



Horse/Jockey Name	Mio Sorrento
Final Rank	8
Fastest Section Time (Section)	0:07.94 (Overall)
Top Speed [km/h] (Section)	65.3 (600m)
Race State	Finished



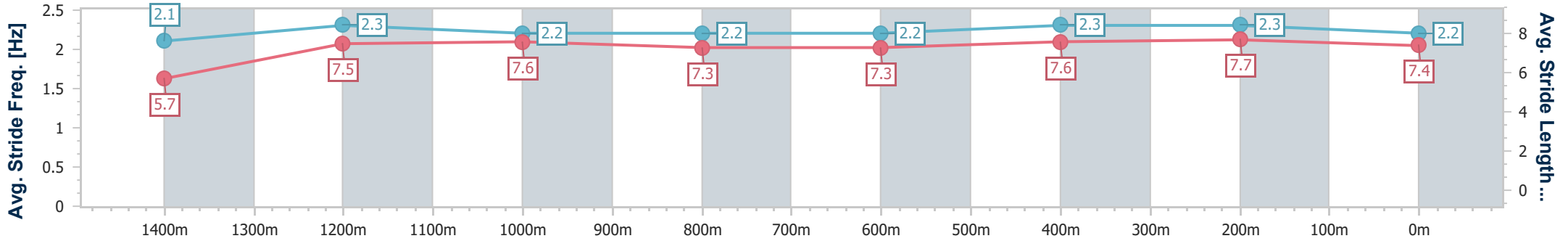
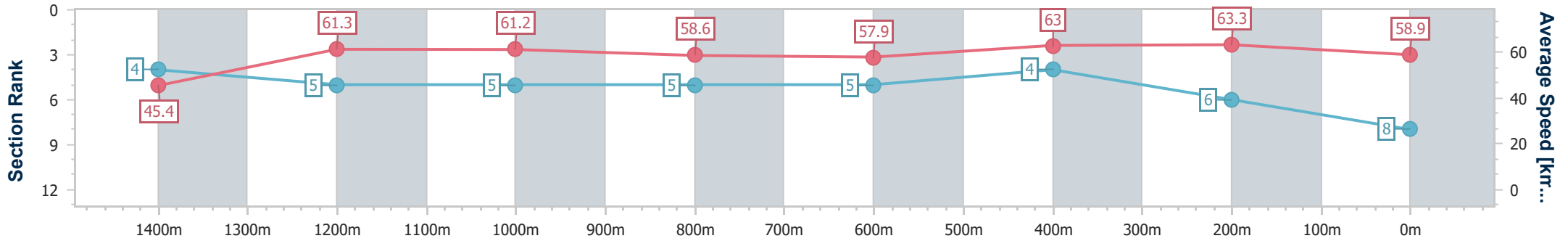
Rockhampton QLD Professional  
Race 4: PHIL PEEL JEWELLER BENCHMARK 65 Handicap - 1500m



13 July 2024 - 13:54

Track Rating: Soft 5, Weather: Fine, Rail Position: +2.5m Entire

Section	Overall	1400m	1200m	1000m	800m	600m	400m	200m
Section Times	1:31.48 [8] (0:07.94)	1:23.54 [4] (0:11.76)	1:11.78 [5] (0:11.73)	1:00.05 [5] (0:12.30)	0:47.75 [5] (0:12.62)	0:35.13 [5] (0:11.43)	0:23.70 [4] (0:11.36)	0:12.34 [6] (0:12.34)
Average Speed [km/h]	45.4	61.3	61.2	58.6	57.9	63.0	63.3	58.9
Top Speed [km/h]	59.4	63.2	63.3	61.1	61.3	65.3	65.3	62.3
Avg. Dist. to Rail [m]	5.9	1.1	0.6	0.7	1.8	3.7	5.0	6.5
Avg. Stride Freq. [Hz]	2.1	2.3	2.2	2.2	2.2	2.3	2.3	2.2
Avg. Stride Length [m]	5.7	7.5	7.6	7.3	7.3	7.6	7.7	7.4



- [ ] Ranking at each section and finish
- .-.- No data available at this section
- NA No data available



Horse/Jockey Name	Prince Akeem
Final Rank	9
Fastest Section Time (Section)	0:08.13 (Overall)
Top Speed [km/h] (Section)	65.3 (600m)
Race State	Finished



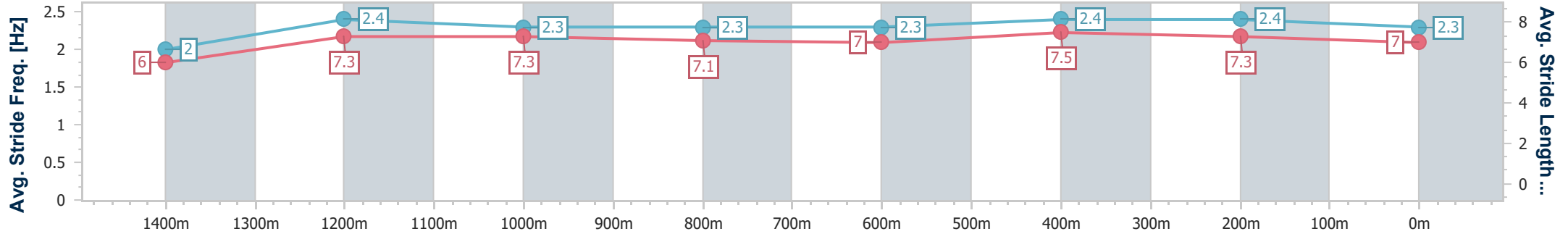
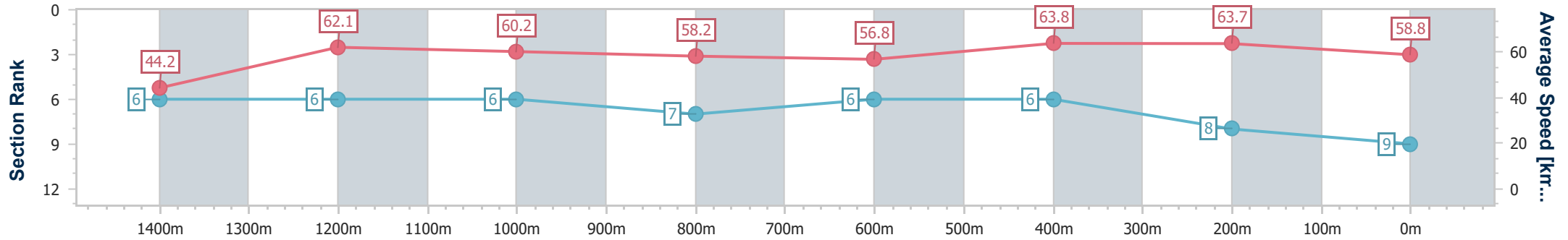
Rockhampton QLD Professional  
Race 4: PHIL PEEL JEWELLER BENCHMARK 65 Handicap - 1500m



13 July 2024 - 13:54

Track Rating: Soft 5, Weather: Fine, Rail Position: +2.5m Entire

Section	Overall	1400m	1200m	1000m	800m	600m	400m	200m
Section Times	1:31.54 [9] (0:08.13)	1:23.41 [6] (0:11.60)	1:11.81 [6] (0:11.93)	0:59.88 [6] (0:12.25)	0:47.63 [7] (0:12.68)	0:34.95 [6] (0:11.30)	0:23.65 [6] (0:11.31)	0:12.34 [8] (0:12.34)
Average Speed [km/h]	44.2	62.1	60.2	58.2	56.8	63.8	63.7	58.8
Top Speed [km/h]	61.3	63.2	61.6	61.1	60.9	65.3	64.7	62.8
Avg. Dist. to Rail [m]	2.3	1.1	1.7	1.6	0.6	0.4	0.6	1.7
Avg. Stride Freq. [Hz]	2.0	2.4	2.3	2.3	2.3	2.4	2.4	2.3
Avg. Stride Length [m]	6.0	7.3	7.3	7.1	7.0	7.5	7.3	7.0



- [ ] Ranking at each section and finish
- .-.- No data available at this section
- NA No data available



Horse/Jockey Name	Irish Sally
Final Rank	10
Fastest Section Time (Section)	0:08.44 (Overall)
Top Speed [km/h] (Section)	65.8 (400m)
Race State	Finished



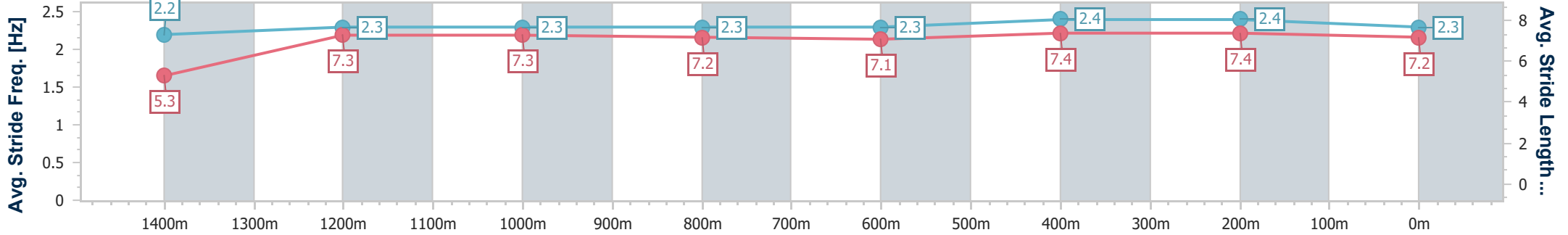
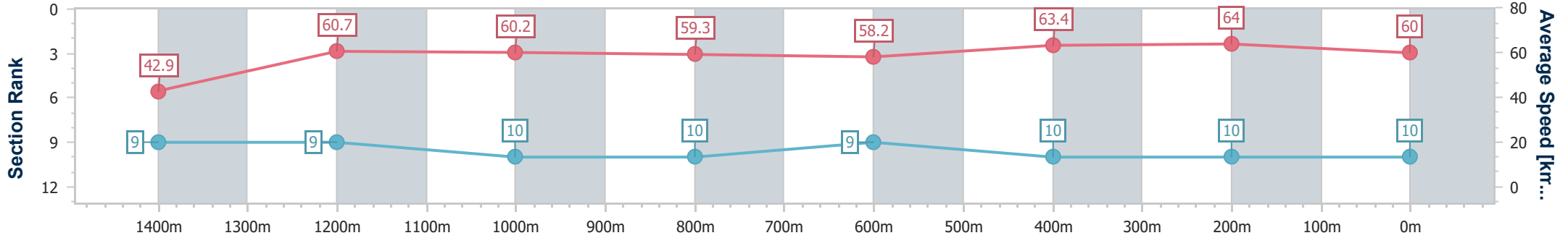
Rockhampton QLD Professional  
Race 4: PHIL PEEL JEWELLER BENCHMARK 65 Handicap - 1500m



13 July 2024 - 13:54

Track Rating: Soft 5, Weather: Fine, Rail Position: +2.5m Entire

Section	Overall	1400m	1200m	1000m	800m	600m	400m	200m
Section Times	1:31.65 [10] (0:08.44)	1:23.21 [9] (0:11.88)	1:11.33 [9] (0:11.95)	0:59.38 [10] (0:12.18)	0:47.20 [10] (0:12.46)	0:34.74 [9] (0:11.38)	0:23.36 [10] (0:11.24)	0:12.12 [10] (0:12.12)
Average Speed [km/h]	42.9	60.7	60.2	59.3	58.2	63.4	64.0	60.0
Top Speed [km/h]	57.7	62.4	61.7	59.7	60.2	65.3	65.8	62.8
Avg. Dist. to Rail [m]	6.3	0.4	0.6	0.7	1.2	4.7	8.0	8.9
Avg. Stride Freq. [Hz]	2.2	2.3	2.3	2.3	2.3	2.4	2.4	2.3
Avg. Stride Length [m]	5.3	7.3	7.3	7.2	7.1	7.4	7.4	7.2



- [ ] Ranking at each section and finish
- .-.- No data available at this section
- NA No data available



# Rockhampton QLD Professional

## Race 5: MAGIC MILLIONS CAPRICORN GUINEAS QTIS 3YO Handicap - 1500m

13 July 2024 - 14:30



Track Rating: Soft 5, Weather: Fine, Rail Position: +2.5m Entire

Section		Overall	1400m	1200m	1000m	800m	600m	400m	Last 600m				
Field Times		1:28.88 (0:07.50)	1:21.38 (0:10.56)	1:10.82 (0:10.88)	0:59.94 (0:11.63)	0:48.31 (0:12.26)	0:36.05 (0:11.49)	0:24.56 (0:11.79)	0:36.05				
Rank	TAB Horse/Jockey	Barrier	Top Speed [km/h]	Fastest Section									Distance Travelled [m]
1	5 PARADE GROUND Ryan Wiggins	9	68.8 1400m	0:07.65 Overall	1:28.88 [1] (0:07.65)	1:21.23 [2] (0:10.62)	1:10.61 [5] (0:10.93)	0:59.68 [5] (0:11.46)	0:48.22 [2] (0:12.30)	0:35.92 [2] (0:11.47)	0:24.45 [2] (0:11.68)	0:35.92	
2	12 VIENNAWAITSFORYOU Justin Stanley	1	68.4 1400m	0:07.71 Overall	1:28.92 [2] (0:07.71)	1:21.21 [4] (0:10.76)	1:10.45 [8] (0:11.01)	0:59.44 [8] (0:11.55)	0:47.89 [8] (0:12.19)	0:35.70 [5] (0:11.42)	0:24.28 [4] (0:11.71)	0:35.70	-3
3	8 IT'SMEMARIO Karl Zechner	3	68.8 1400m	0:07.77 Overall	1:29.09 [3] (0:07.77)	1:21.32 [7] (0:10.70)	1:10.62 [9] (0:11.10)	0:59.52 [9] (0:11.53)	0:47.99 [9] (0:12.29)	0:35.70 [8] (0:11.36)	0:24.34 [5] (0:11.69)	0:35.70	+0
4	1 FINE SHOT Justin Huxtable	6	68.3 1200m	0:07.91 Overall	1:29.11 [4] (0:07.91)	1:21.20 [9] (0:10.93)	1:10.27 [10] (0:10.93)	0:59.34 [10] (0:11.48)	0:47.86 [10] (0:12.33)	0:35.53 [10] (0:11.22)	0:24.31 [7] (0:11.57)	0:35.53	+4
5	6 DECIDUOUS Chris McIver	7	69.8 1400m	0:08.01 Overall	1:29.28 [5] (0:08.01)	1:21.27 [10] (0:10.21)	1:11.06 [4] (0:10.95)	1:00.11 [4] (0:11.63)	0:48.48 [4] (0:12.26)	0:36.22 [3] (0:11.46)	0:24.76 [3] (0:11.87)	0:36.22	-1
6	11 SAILOR'S RUM Sean Cormack	10	69.5 1400m	0:07.66 Overall	1:29.47 [6] (0:07.66)	1:21.81 [3] (0:10.40)	1:11.41 [1] (0:10.88)	1:00.53 [1] (0:11.63)	0:48.90 [1] (0:12.26)	0:36.64 [1] (0:11.49)	0:25.15 [1] (0:11.83)	0:36.64	-1
7	2 SIR GRACE Warwick Satherley	5	69.5 1400m	0:07.72 Overall	1:29.56 [7] (0:07.72)	1:21.84 [6] (0:10.71)	1:11.13 [7] (0:11.00)	1:00.13 [7] (0:11.46)	0:48.67 [7] (0:12.32)	0:36.35 [4] (0:11.56)	0:24.79 [6] (0:11.84)	0:36.35	+0
8	3 RED DEFCON Nathan Thomas	2	67.9 1400m	0:08.22 Overall	1:29.63 [8] (0:08.22)	1:21.41 [13] (0:10.80)	1:10.61 [11] (0:11.02)	0:59.59 [12] (0:11.39)	0:48.20 [12] (0:12.20)	0:36.00 [11] (0:11.66)	0:24.34 [12] (0:11.86)	0:36.00	+5
9	14 ITZA MOTZA Cody Collis	11	67.5 1400m	0:08.44 Overall	1:29.64 [9] (0:08.44)	1:21.20 [14] (0:11.06)	1:10.14 [14] (0:10.99)	0:59.15 [14] (0:11.38)	0:47.77 [13] (0:12.02)	0:35.75 [13] (0:11.50)	0:24.25 [13] (0:11.63)	0:35.75	+0
10	10 REPLACE THE ACE Jackson Murphy	12	69.7 1400m	0:07.71 Overall	1:30.14 [10] (0:07.71)	1:22.43 [5] (0:10.66)	1:11.77 [6] (0:10.91)	1:00.86 [6] (0:11.55)	0:49.31 [6] (0:12.45)	0:36.86 [7] (0:11.90)	0:24.96 [10] (0:11.79)	0:36.86	+4

[ ] Ranking at each section and finish  
 -:-:- No data available at this section  
 NA No data available

SCN Saddle cloth number  
 DNF Did not finish  
 DNT Did not track



# Rockhampton QLD Professional

## Race 5: MAGIC MILLIONS CAPRICORN GUINEAS QTIS 3YO Handicap - 1500m

13 July 2024 - 14:30



Track Rating: Soft 5, Weather: Fine, Rail Position: +2.5m Entire

Section		Overall	1400m	1200m	1000m	800m	600m	400m	Last 600m
Field Times		1:28.88 (0:07.50)	1:21.38 (0:10.56)	1:10.82 (0:10.88)	0:59.94 (0:11.63)	0:48.31 (0:12.26)	0:36.05 (0:11.49)	0:24.56 (0:11.79)	0:36.05

Rank	TAB	Horse/Jockey	Barrier	Top Speed [km/h]	Fastest Section	Overall	1400m	1200m	1000m	800m	600m	400m	Last 600m	Distance Travelled [m]
11	13	<b>BRAVE AGENDA</b> Robbie Dolan	14	69.8 1400m	0:07.50 Overall	1:30.57 [11] (0:07.50)	1:23.07 [1] (0:10.59)	1:12.48 [2] (0:10.92)	1:01.56 [2] (0:11.80)	0:49.76 [5] (0:12.64)	0:37.12 [9] (0:11.63)	0:25.49 [8] (0:12.03)	0:37.12	+8
12	7	<b>HUSSY EMPRESS</b> Teagan Voorham	8	68.0 1400m	0:08.22 Overall	1:30.60 [12] (0:08.22)	1:22.38 [12] (0:10.91)	1:11.47 [12] (0:10.89)	1:00.58 [11] (0:11.36)	0:49.22 [11] (0:12.26)	0:36.96 [12] (0:11.54)	0:25.42 [11] (0:12.06)	0:36.96	+10
13	9	<b>ORCA</b> Tasha Chambers	4	66.8 1400m	0:08.08 Overall	1:30.65 [13] (0:08.08)	1:22.57 [11] (0:11.08)	1:11.49 [13] (0:11.21)	1:00.28 [13] (0:11.53)	0:48.75 [14] (0:12.05)	0:36.70 [14] (0:11.73)	0:24.97 [14] (0:12.14)	0:36.70	-1
14	4	<b>ADIELLA</b> Les Tilley	13	69.5 1400m	0:07.78 Overall	1:32.12 [14] (0:07.78)	1:24.34 [8] (0:10.42)	1:13.92 [3] (0:10.85)	1:03.07 [3] (0:11.66)	0:51.41 [3] (0:12.53)	0:38.88 [6] (0:11.89)	0:26.99 [9] (0:12.71)	0:38.88	+5

[ ] Ranking at each section and finish  
 -:-:- No data available at this section  
 NA No data available

SCN Saddle cloth number  
 DNF Did not finish  
 DNT Did not track



# Rockhampton QLD Professional

## Race 5: MAGIC MILLIONS CAPRICORN GUINEAS QTIS 3YO Handicap - 1500m

13 July 2024 - 14:30



Track Rating: Soft 5, Weather: Fine, Rail Position: +2.5m Entire

Section				200m				Last 600m	
Field Times				0:12.77 (0:12.77)				0:36.05	
Rank	TAB	Horse/Jockey	Barrier	Top Speed [km/h]	Fastest Section	Margin			Distance Travelled [m]
1	5	<b>PARADE GROUND</b> Ryan Wiggins	9	68.8 1400m	0:07.65 Overall	0:12.77 [1] (0:12.77)	1:28.88		0:35.92
2	12	<b>VIENNAWAITSFORYOU</b> Justin Stanley	1	68.4 1400m	0:07.71 Overall	0:12.57 [3] (0:12.57)	0.22L		0:35.70 -3
3	8	<b>IT'SMEMARIO</b> Karl Zechner	3	68.8 1400m	0:07.77 Overall	0:12.65 [6] (0:12.65)	1.21L		0:35.70 +0
4	1	<b>FINE SHOT</b> Justin Huxtable	6	68.3 1200m	0:07.91 Overall	0:12.74 [4] (0:12.74)	1.34L		0:35.53 +4
5	6	<b>DECIDUOUS</b> Chris Mclver	7	69.8 1400m	0:08.01 Overall	0:12.89 [5] (0:12.89)	2.34L		0:36.22 -1
6	11	<b>SAILOR'S RUM</b> Sean Cormack	10	69.5 1400m	0:07.66 Overall	0:13.32 [2] (0:13.32)	3.44L		0:36.64 -1
7	2	<b>SIR GRACE</b> Warwick Satherley	5	69.5 1400m	0:07.72 Overall	0:12.95 [7] (0:12.95)	3.96L		0:36.35 +0
8	3	<b>RED DEFCON</b> Nathan Thomas	2	67.9 1400m	0:08.22 Overall	0:12.48 [11] (0:12.48)	4.41L		0:36.00 +5
9	14	<b>ITZA MOTZA</b> Cody Collis	11	67.5 1400m	0:08.44 Overall	0:12.62 [9] (0:12.62)	4.47L		0:35.75 +0
10	10	<b>REPLACE THE ACE</b> Jackson Murphy	12	69.7 1400m	0:07.71 Overall	0:13.17 [8] (0:13.17)	7.42L		0:36.86 +4





# Rockhampton QLD Professional

## Race 5: MAGIC MILLIONS CAPRICORN GUINEAS QTIS 3YO Handicap - 1500m

13 July 2024 - 14:30



Track Rating: Soft 5, Weather: Fine, Rail Position: +2.5m Entire

Section				200m				Last 600m		
Field Times				0:12.77 (0:12.77)				0:36.05		
Rank	TAB	Horse/Jockey	Barrier	Top Speed [km/h]	Fastest Section	Margin			Distance Travelled [m]	
11	13	<b>BRAVE AGENDA</b>	14	69.8	0:07.50	0:13.46 [10]	9.93L		0:37.12	+8
		Robbie Dolan		1400m	Overall	(0:13.46)				
12	7	<b>HUSSY EMPRESS</b>	8	68.0	0:08.22	0:13.36 [12]	10.09L		0:36.96	+10
		Teagan Voorham		1400m	Overall	(0:13.36)				
13	9	<b>ORCA</b>	4	66.8	0:08.08	0:12.83 [13]	10.4L		0:36.70	-1
		Tasha Chambers		1400m	Overall	(0:12.83)				
14	4	<b>ADIELLA</b>	13	69.5	0:07.78	0:14.28 [14]	19.05L		0:38.88	+5
		Les Tilley		1400m	Overall	(0:14.28)				

[ ] Ranking at each section and finish  
 -:-:-:- No data available at this section  
 NA No data available

SCN Saddle cloth number  
 DNF Did not finish  
 DNT Did not track



Horse/Jockey Name	Parade Ground
Final Rank	1
Fastest Section Time (Section)	0:07.65 (Overall)
Top Speed [km/h] (Section)	68.8 (1400m)
Race State	Finished

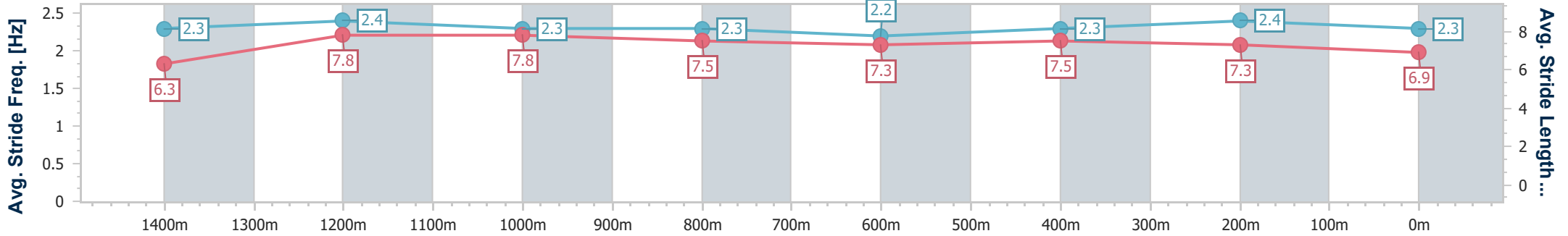
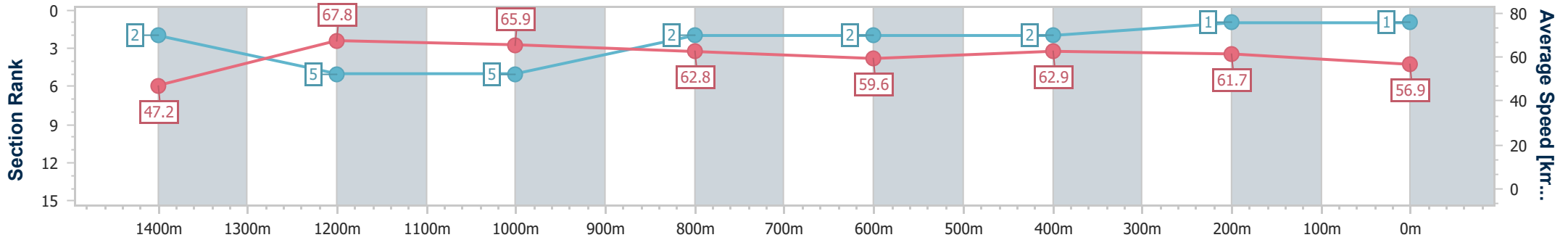


Rockhampton QLD Professional  
 Race 5: MAGIC MILLIONS CAPRICORN GUINEAS QTIS 3YO  
 Handicap - 1500m  
 13 July 2024 - 14:30



Track Rating: Soft 5, Weather: Fine, Rail Position: +2.5m Entire

Section	Overall	1400m	1200m	1000m	800m	600m	400m	200m
Section Times	1:28.88 [1] (0:07.65)	1:21.23 [2] (0:10.62)	1:10.61 [5] (0:10.93)	0:59.68 [5] (0:11.46)	0:48.22 [2] (0:12.30)	0:35.92 [2] (0:11.47)	0:24.45 [2] (0:11.68)	0:12.77 [1] (0:12.77)
Average Speed [km/h]	47.2	67.8	65.9	62.8	59.6	62.9	61.7	56.9
Top Speed [km/h]	65.1	68.8	67.9	65.0	61.0	63.7	63.8	59.8
Avg. Dist. to Rail [m]	6.7	2.0	0.4	0.4	2.2	4.8	5.4	6.4
Avg. Stride Freq. [Hz]	2.3	2.4	2.3	2.3	2.2	2.3	2.4	2.3
Avg. Stride Length [m]	6.3	7.8	7.8	7.5	7.3	7.5	7.3	6.9



- [ ] Ranking at each section and finish
- .-.- No data available at this section
- NA No data available



Horse/Jockey Name	Viennawaitsforyou
Final Rank	2
Fastest Section Time (Section)	0:07.71 (Overall)
Top Speed [km/h] (Section)	68.4 (1400m)
Race State	Finished

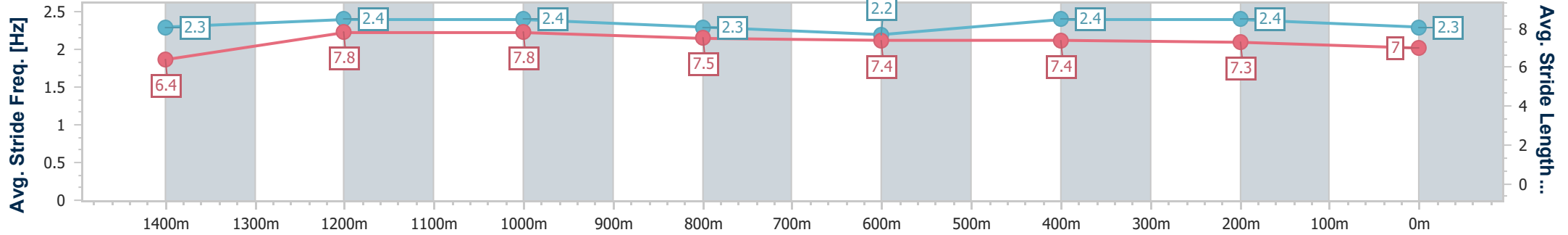
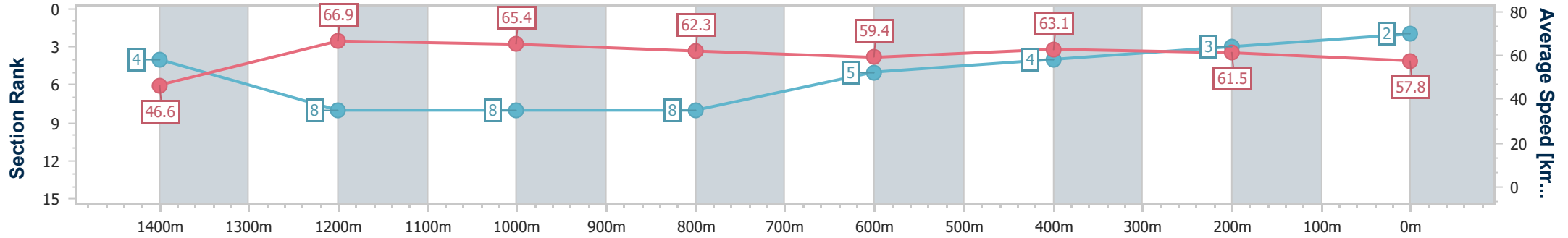


Rockhampton QLD Professional  
 Race 5: MAGIC MILLIONS CAPRICORN GUINEAS QTIS 3YO  
 Handicap - 1500m  
 13 July 2024 - 14:30



Track Rating: Soft 5, Weather: Fine, Rail Position: +2.5m Entire

Section	Overall	1400m	1200m	1000m	800m	600m	400m	200m
Section Times	1:28.92 [2] (0:07.71)	1:21.21 [4] (0:10.76)	1:10.45 [8] (0:11.01)	0:59.44 [8] (0:11.55)	0:47.89 [8] (0:12.19)	0:35.70 [5] (0:11.42)	0:24.28 [4] (0:11.71)	0:12.57 [3] (0:12.57)
Average Speed [km/h]	46.6	66.9	65.4	62.3	59.4	63.1	61.5	57.8
Top Speed [km/h]	62.6	68.4	67.5	64.5	61.9	64.0	63.3	59.9
Avg. Dist. to Rail [m]	0.4	0.5	0.3	0.3	0.8	2.5	2.1	2.5
Avg. Stride Freq. [Hz]	2.3	2.4	2.4	2.3	2.2	2.4	2.4	2.3
Avg. Stride Length [m]	6.4	7.8	7.8	7.5	7.4	7.4	7.3	7.0



- [ ] Ranking at each section and finish
- .-.- No data available at this section
- NA No data available



Horse/Jockey Name	It'smemario
Final Rank	3
Fastest Section Time (Section)	0:07.77 (Overall)
Top Speed [km/h] (Section)	68.8 (1400m)
Race State	Finished

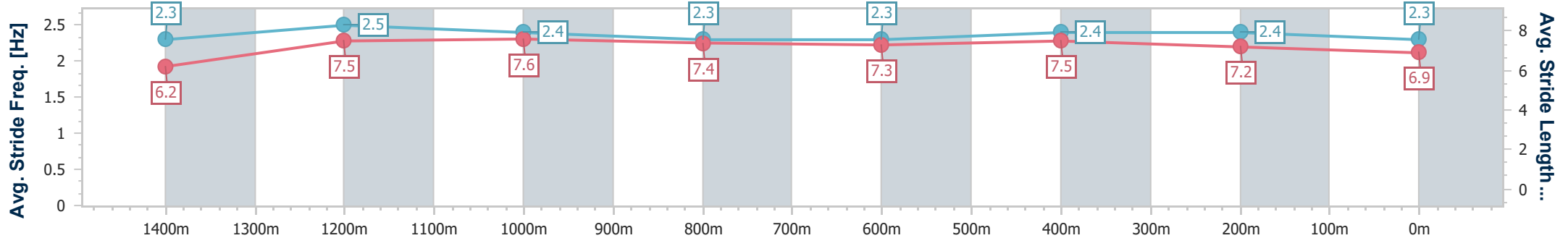
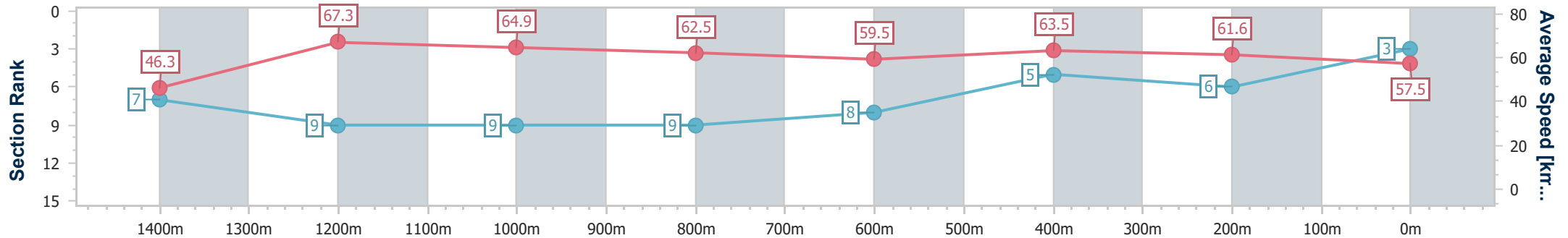


Rockhampton QLD Professional  
 Race 5: MAGIC MILLIONS CAPRICORN GUINEAS QTIS 3YO  
 Handicap - 1500m  
 13 July 2024 - 14:30



Track Rating: Soft 5, Weather: Fine, Rail Position: +2.5m Entire

Section	Overall	1400m	1200m	1000m	800m	600m	400m	200m
Section Times	1:29.09 [3] (0:07.77)	1:21.32 [7] (0:10.70)	1:10.62 [9] (0:11.10)	0:59.52 [9] (0:11.53)	0:47.99 [9] (0:12.29)	0:35.70 [8] (0:11.36)	0:24.34 [5] (0:11.69)	0:12.65 [6] (0:12.65)
Average Speed [km/h]	46.3	67.3	64.9	62.5	59.5	63.5	61.6	57.5
Top Speed [km/h]	63.3	68.8	67.8	63.5	61.5	64.7	62.9	60.6
Avg. Dist. to Rail [m]	2.1	1.0	0.3	0.3	1.9	4.2	4.5	6.6
Avg. Stride Freq. [Hz]	2.3	2.5	2.4	2.3	2.3	2.4	2.4	2.3
Avg. Stride Length [m]	6.2	7.5	7.6	7.4	7.3	7.5	7.2	6.9



- [ ] Ranking at each section and finish
- .-.- No data available at this section
- NA No data available



Horse/Jockey Name	Fine Shot
Final Rank	4
Fastest Section Time (Section)	0:07.91 (Overall)
Top Speed [km/h] (Section)	68.3 (1200m)
Race State	Finished

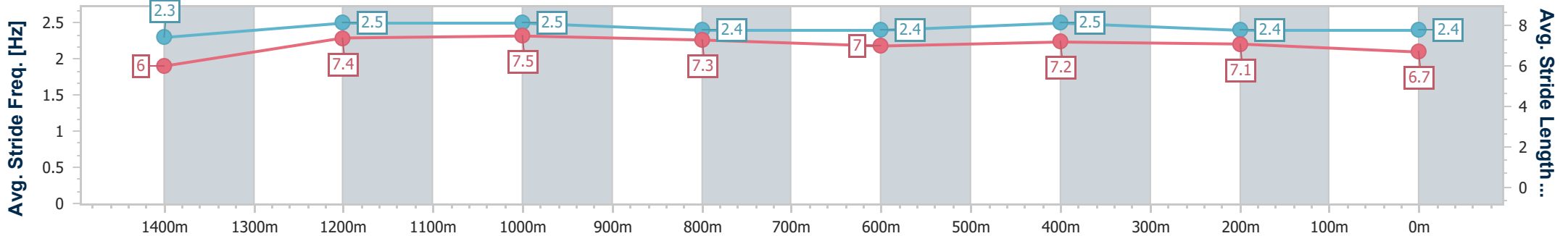
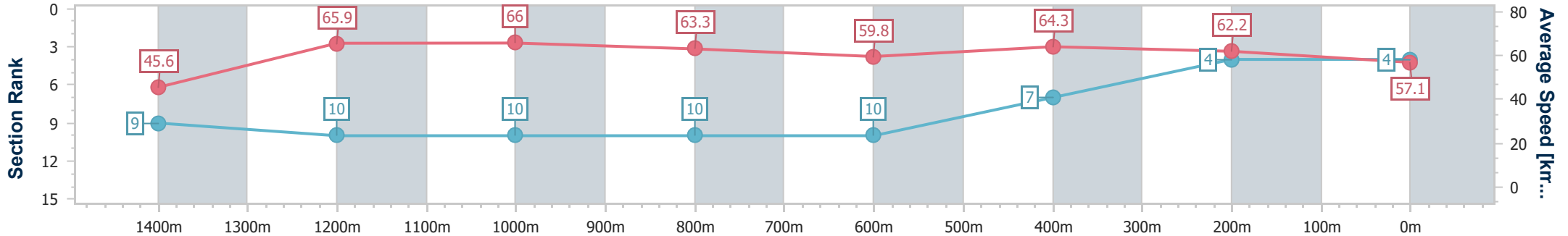


Rockhampton QLD Professional  
 Race 5: MAGIC MILLIONS CAPRICORN GUINEAS QTIS 3YO  
 Handicap - 1500m  
 13 July 2024 - 14:30



Track Rating: Soft 5, Weather: Fine, Rail Position: +2.5m Entire

Section	Overall	1400m	1200m	1000m	800m	600m	400m	200m
Section Times	1:29.11 [4] (0:07.91)	1:21.20 [9] (0:10.93)	1:10.27 [10] (0:10.93)	0:59.34 [10] (0:11.48)	0:47.86 [10] (0:12.33)	0:35.53 [10] (0:11.22)	0:24.31 [7] (0:11.57)	0:12.74 [4] (0:12.74)
Average Speed [km/h]	45.6	65.9	66.0	63.3	59.8	64.3	62.2	57.1
Top Speed [km/h]	60.6	68.2	68.3	65.2	62.2	66.1	66.0	60.1
Avg. Dist. to Rail [m]	4.8	2.4	1.7	2.0	2.8	4.9	6.5	8.7
Avg. Stride Freq. [Hz]	2.3	2.5	2.5	2.4	2.4	2.5	2.4	2.4
Avg. Stride Length [m]	6.0	7.4	7.5	7.3	7.0	7.2	7.1	6.7



- [ ] Ranking at each section and finish
- .-.- No data available at this section
- NA No data available



Horse/Jockey Name	Deciduous
Final Rank	5
Fastest Section Time (Section)	0:08.01 (Overall)
Top Speed [km/h] (Section)	69.8 (1400m)
Race State	Finished

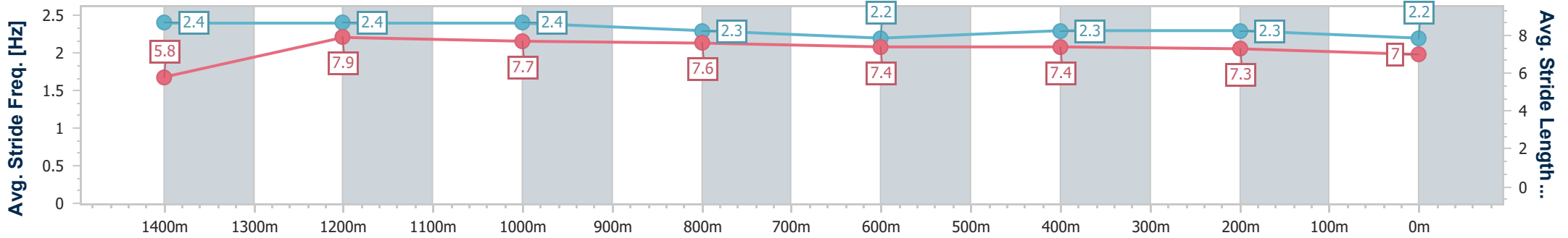
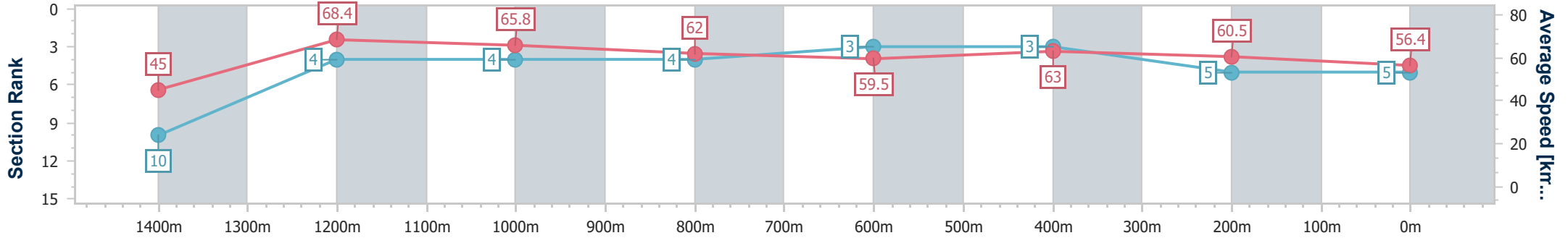


Rockhampton QLD Professional  
 Race 5: MAGIC MILLIONS CAPRICORN GUINEAS QTIS 3YO  
 Handicap - 1500m  
 13 July 2024 - 14:30



Track Rating: Soft 5, Weather: Fine, Rail Position: +2.5m Entire

Section	Overall	1400m	1200m	1000m	800m	600m	400m	200m
Section Times	1:29.28 [5] (0:08.01)	1:21.27 [10] (0:10.21)	1:11.06 [4] (0:10.95)	1:00.11 [4] (0:11.63)	0:48.48 [4] (0:12.26)	0:36.22 [3] (0:11.46)	0:24.76 [3] (0:11.87)	0:12.89 [5] (0:12.89)
Average Speed [km/h]	45.0	68.4	65.8	62.0	59.5	63.0	60.5	56.4
Top Speed [km/h]	67.7	69.8	68.0	64.9	62.4	64.0	62.9	58.6
Avg. Dist. to Rail [m]	6.6	1.2	0.2	0.7	1.5	2.3	3.6	4.1
Avg. Stride Freq. [Hz]	2.4	2.4	2.4	2.3	2.2	2.3	2.3	2.2
Avg. Stride Length [m]	5.8	7.9	7.7	7.6	7.4	7.4	7.3	7.0



- [ ] Ranking at each section and finish
- .-.- No data available at this section
- NA No data available



Horse/Jockey Name	Sailor's Rum
Final Rank	6
Fastest Section Time (Section)	0:07.66 (Overall)
Top Speed [km/h] (Section)	69.5 (1400m)
Race State	Finished

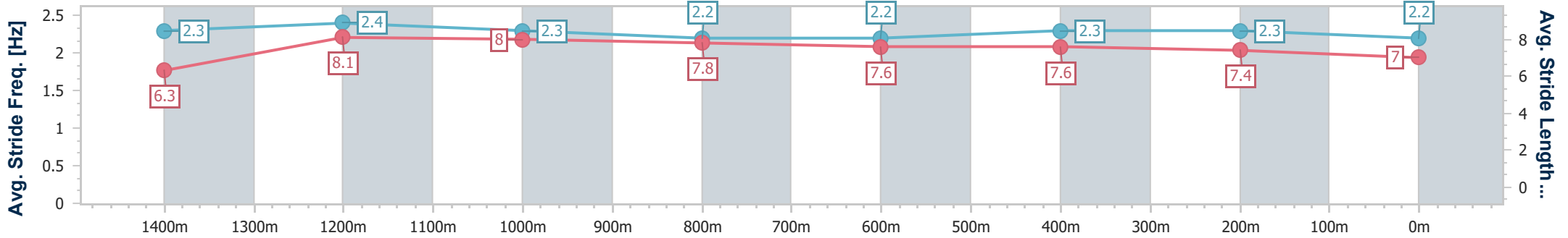
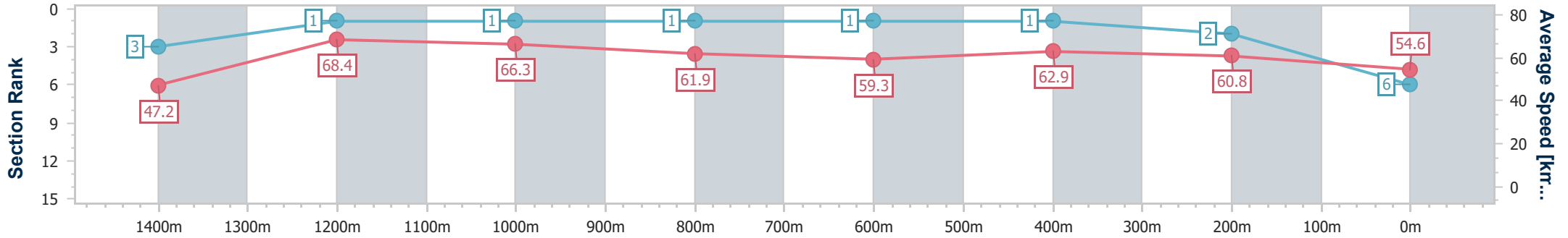


Rockhampton QLD Professional  
 Race 5: MAGIC MILLIONS CAPRICORN GUINEAS QTIS 3YO  
 Handicap - 1500m  
 13 July 2024 - 14:30



Track Rating: Soft 5, Weather: Fine, Rail Position: +2.5m Entire

Section	Overall	1400m	1200m	1000m	800m	600m	400m	200m
Section Times	1:29.47 [6] (0:07.66)	1:21.81 [3] (0:10.40)	1:11.41 [1] (0:10.88)	1:00.53 [1] (0:11.63)	0:48.90 [1] (0:12.26)	0:36.64 [1] (0:11.49)	0:25.15 [1] (0:11.83)	0:13.32 [2] (0:13.32)
Average Speed [km/h]	47.2	68.4	66.3	61.9	59.3	62.9	60.8	54.6
Top Speed [km/h]	66.1	69.5	69.2	65.1	60.8	64.4	63.9	57.8
Avg. Dist. to Rail [m]	7.3	3.7	0.6	0.4	1.3	3.6	3.8	5.6
Avg. Stride Freq. [Hz]	2.3	2.4	2.3	2.2	2.2	2.3	2.3	2.2
Avg. Stride Length [m]	6.3	8.1	8.0	7.8	7.6	7.6	7.4	7.0



- [ ] Ranking at each section and finish
- .-.- No data available at this section
- NA No data available



Horse/Jockey Name	Sir Grace
Final Rank	7
Fastest Section Time (Section)	0:07.72 (Overall)
Top Speed [km/h] (Section)	69.5 (1400m)
Race State	Finished

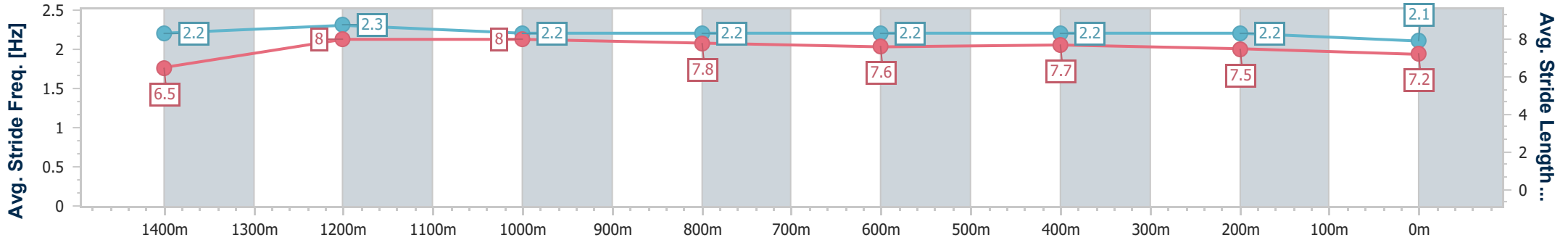
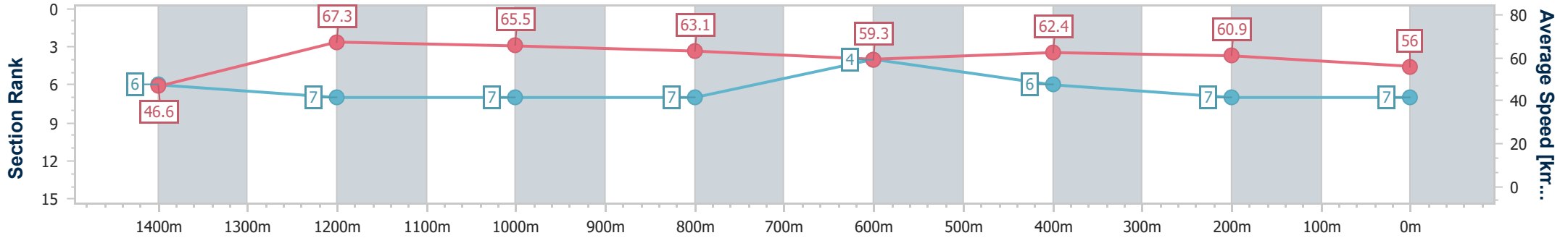


Rockhampton QLD Professional  
 Race 5: MAGIC MILLIONS CAPRICORN GUINEAS QTIS 3YO  
 Handicap - 1500m  
 13 July 2024 - 14:30



Track Rating: Soft 5, Weather: Fine, Rail Position: +2.5m Entire

Section	Overall	1400m	1200m	1000m	800m	600m	400m	200m
Section Times	1:29.56 [7] (0:07.72)	1:21.84 [6] (0:10.71)	1:11.13 [7] (0:11.00)	1:00.13 [7] (0:11.46)	0:48.67 [7] (0:12.32)	0:36.35 [4] (0:11.56)	0:24.79 [6] (0:11.84)	0:12.95 [7] (0:12.95)
Average Speed [km/h]	46.6	67.3	65.5	63.1	59.3	62.4	60.9	56.0
Top Speed [km/h]	62.7	69.5	67.1	65.4	61.7	63.0	62.2	58.6
Avg. Dist. to Rail [m]	3.1	1.5	0.9	0.8	1.8	4.8	7.0	8.0
Avg. Stride Freq. [Hz]	2.2	2.3	2.2	2.2	2.2	2.2	2.2	2.1
Avg. Stride Length [m]	6.5	8.0	8.0	7.8	7.6	7.7	7.5	7.2



- [ ] Ranking at each section and finish
- .-.- No data available at this section
- NA No data available





Horse/Jockey Name	Red Defcon
Final Rank	8
Fastest Section Time (Section)	0:08.22 (Overall)
Top Speed [km/h] (Section)	67.9 (1400m)
Race State	Finished

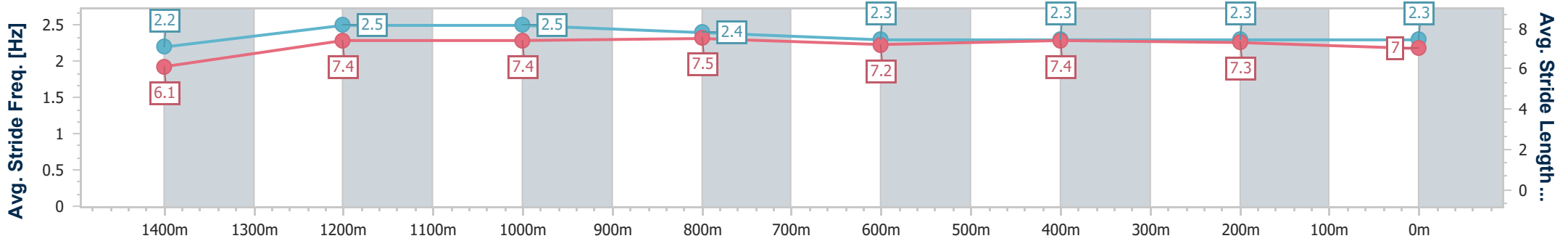
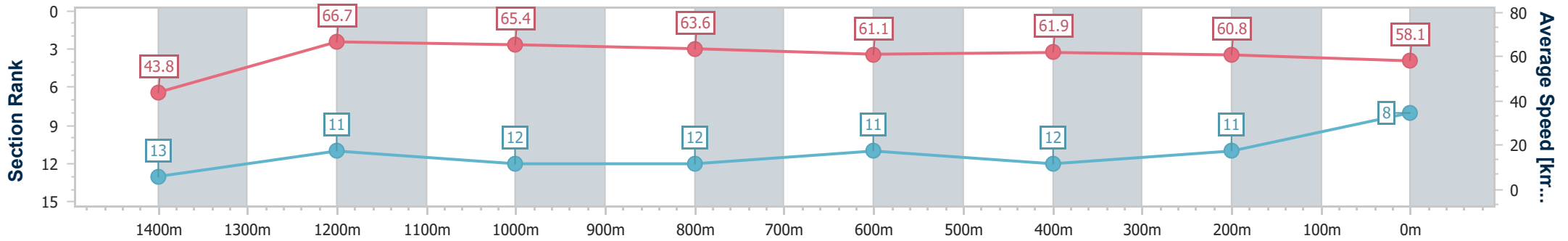


Rockhampton QLD Professional  
 Race 5: MAGIC MILLIONS CAPRICORN GUINEAS QTIS 3YO  
 Handicap - 1500m  
 13 July 2024 - 14:30



Track Rating: Soft 5, Weather: Fine, Rail Position: +2.5m Entire

Section	Overall	1400m	1200m	1000m	800m	600m	400m	200m
Section Times	1:29.63 [8] (0:08.22)	1:21.41 [13] (0:10.80)	1:10.61 [11] (0:11.02)	0:59.59 [12] (0:11.39)	0:48.20 [12] (0:12.20)	0:36.00 [11] (0:11.66)	0:24.34 [12] (0:11.86)	0:12.48 [11]
Average Speed [km/h]	43.8	66.7	65.4	63.6	61.1	61.9	60.8	58.1
Top Speed [km/h]	62.0	67.9	67.2	64.1	63.1	62.9	61.9	60.2
Avg. Dist. to Rail [m]	0.7	0.5	1.0	1.3	4.3	7.3	7.8	9.0
Avg. Stride Freq. [Hz]	2.2	2.5	2.5	2.4	2.3	2.3	2.3	2.3
Avg. Stride Length [m]	6.1	7.4	7.4	7.5	7.2	7.4	7.3	7.0



- [ ] Ranking at each section and finish
- .-.- No data available at this section
- NA No data available



Horse/Jockey Name	Itza Motza
Final Rank	9
Fastest Section Time (Section)	0:08.44 (Overall)
Top Speed [km/h] (Section)	67.5 (1400m)
Race State	Finished

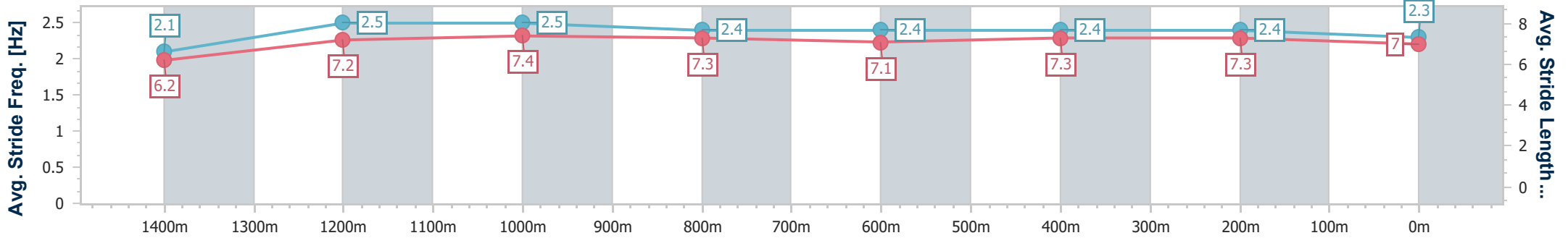
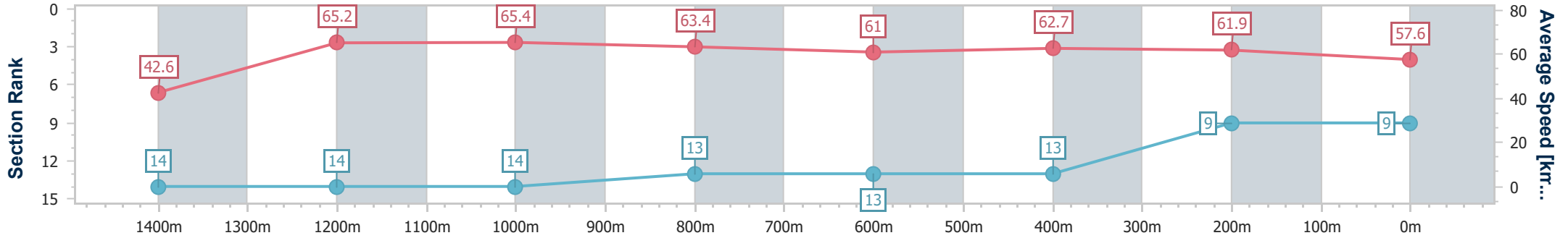


Rockhampton QLD Professional  
 Race 5: MAGIC MILLIONS CAPRICORN GUINEAS QTIS 3YO  
 Handicap - 1500m  
 13 July 2024 - 14:30



Track Rating: Soft 5, Weather: Fine, Rail Position: +2.5m Entire

Section	Overall	1400m	1200m	1000m	800m	600m	400m	200m
Section Times	1:29.64 [9] (0:08.44)	1:21.20 [14] (0:11.06)	1:10.14 [14] (0:10.99)	0:59.15 [14] (0:11.38)	0:47.77 [13] (0:12.02)	0:35.75 [13] (0:11.50)	0:24.25 [13] (0:11.63)	0:12.62 [9] (0:12.62)
Average Speed [km/h]	42.6	65.2	65.4	63.4	61.0	62.7	61.9	57.6
Top Speed [km/h]	59.2	67.5	67.3	65.2	62.2	64.2	63.5	60.1
Avg. Dist. to Rail [m]	6.7	1.0	0.4	0.6	2.1	4.3	3.4	4.8
Avg. Stride Freq. [Hz]	2.1	2.5	2.5	2.4	2.4	2.4	2.4	2.3
Avg. Stride Length [m]	6.2	7.2	7.4	7.3	7.1	7.3	7.3	7.0



- [ ] Ranking at each section and finish
- .-.- No data available at this section
- NA No data available



Horse/Jockey Name	Replace The Ace
Final Rank	10
Fastest Section Time (Section)	0:07.71 (Overall)
Top Speed [km/h] (Section)	69.7 (1400m)
Race State	Finished

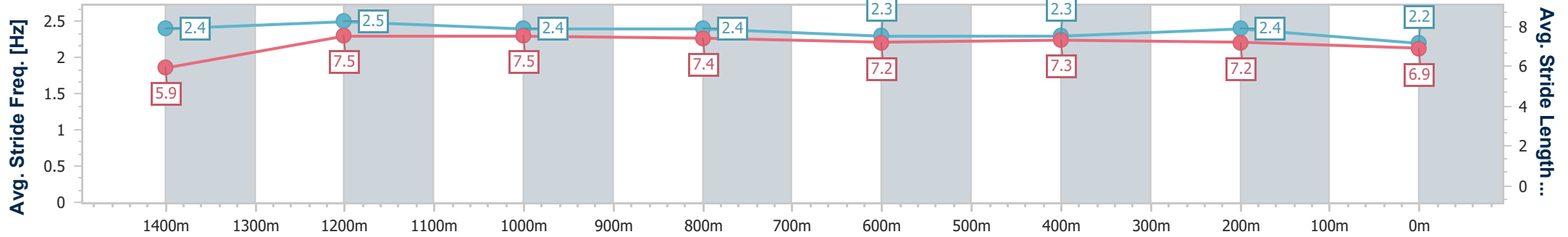
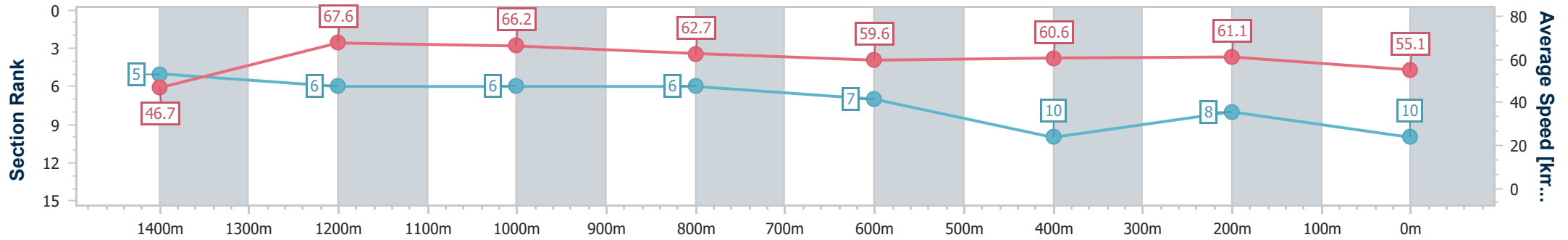


Rockhampton QLD Professional  
 Race 5: MAGIC MILLIONS CAPRICORN GUINEAS QTIS 3YO  
 Handicap - 1500m  
 13 July 2024 - 14:30



Track Rating: Soft 5, Weather: Fine, Rail Position: +2.5m Entire

Section	Overall	1400m	1200m	1000m	800m	600m	400m	200m
Section Times	1:30.14 [10] (0:07.71)	1:22.43 [5] (0:10.66)	1:11.77 [6] (0:10.91)	1:00.86 [6] (0:11.55)	0:49.31 [6] (0:12.45)	0:36.86 [7] (0:11.90)	0:24.96 [10] (0:11.79)	0:13.17 [8] (0:13.17)
Average Speed [km/h]	46.7	67.6	66.2	62.7	59.6	60.6	61.1	55.1
Top Speed [km/h]	62.7	69.7	67.9	65.3	61.3	61.8	61.8	59.8
Avg. Dist. to Rail [m]	9.0	3.7	1.5	1.1	3.7	6.5	4.5	6.2
Avg. Stride Freq. [Hz]	2.4	2.5	2.4	2.4	2.3	2.3	2.4	2.2
Avg. Stride Length [m]	5.9	7.5	7.5	7.4	7.2	7.3	7.2	6.9



- [ ] Ranking at each section and finish
- .-.- No data available at this section
- NA No data available



Horse/Jockey Name	Brave Agenda
Final Rank	11
Fastest Section Time (Section)	0:07.50 (Overall)
Top Speed [km/h] (Section)	69.8 (1400m)
Race State	Finished

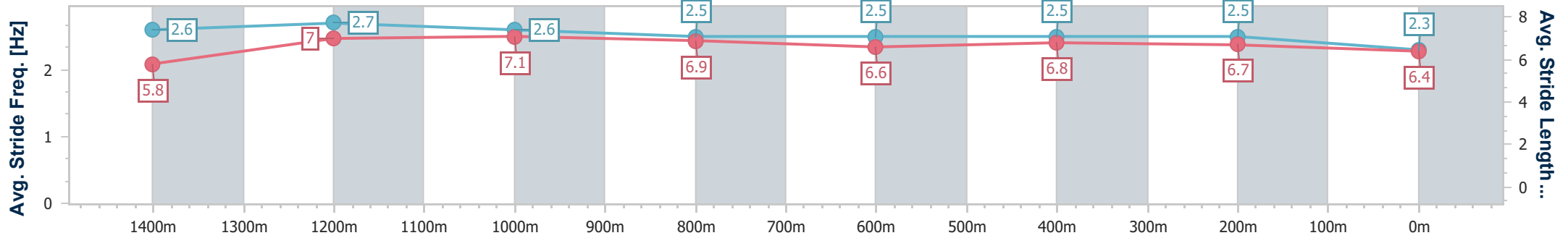
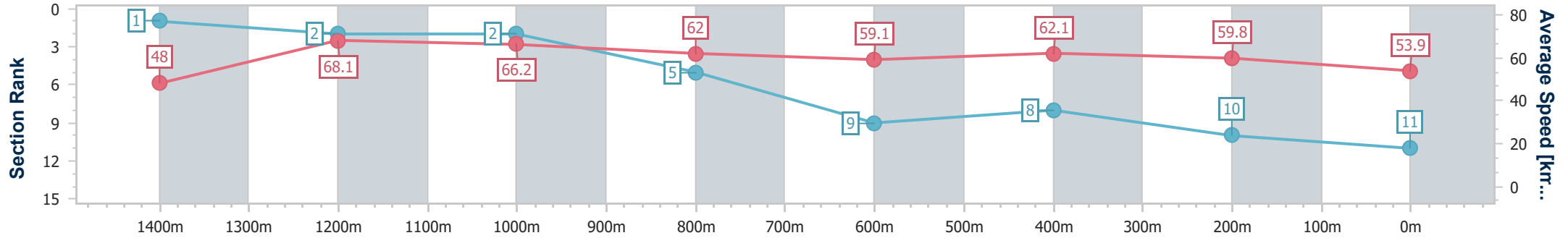


Rockhampton QLD Professional  
 Race 5: MAGIC MILLIONS CAPRICORN GUINEAS QTIS 3YO  
 Handicap - 1500m  
 13 July 2024 - 14:30



Track Rating: Soft 5, Weather: Fine, Rail Position: +2.5m Entire

Section	Overall	1400m	1200m	1000m	800m	600m	400m	200m
Section Times	1:30.57 [11] (0:07.50)	1:23.07 [1] (0:10.59)	1:12.48 [2] (0:10.92)	1:01.56 [2] (0:11.80)	0:49.76 [5] (0:12.64)	0:37.12 [9] (0:11.63)	0:25.49 [8] (0:12.03)	0:13.46 [10]
Average Speed [km/h]	48.0	68.1	66.2	62.0	59.1	62.1	59.8	53.9
Top Speed [km/h]	64.1	69.8	68.5	64.6	61.3	63.0	63.0	59.2
Avg. Dist. to Rail [m]	11.8	7.4	3.3	2.8	4.4	6.7	6.0	6.0
Avg. Stride Freq. [Hz]	2.6	2.7	2.6	2.5	2.5	2.5	2.5	2.3
Avg. Stride Length [m]	5.8	7.0	7.1	6.9	6.6	6.8	6.7	6.4



- [ ] Ranking at each section and finish
- .-.- No data available at this section
- NA No data available



Horse/Jockey Name	Hussy Empress
Final Rank	12
Fastest Section Time (Section)	0:08.22 (Overall)
Top Speed [km/h] (Section)	68.0 (1400m)
Race State	Finished

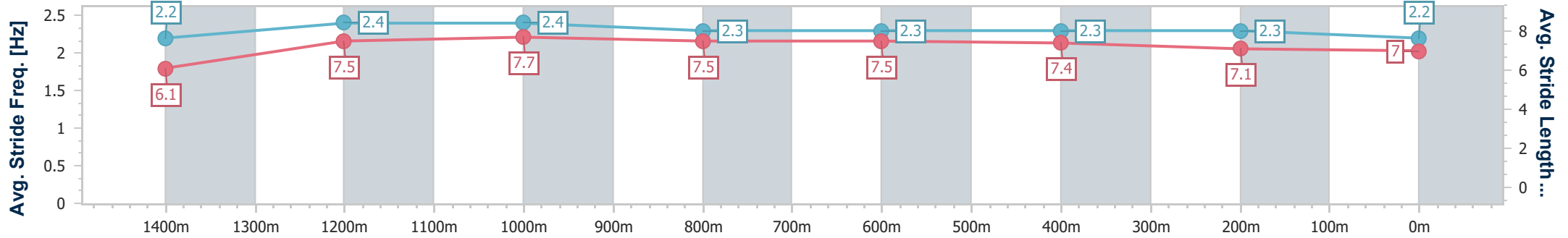
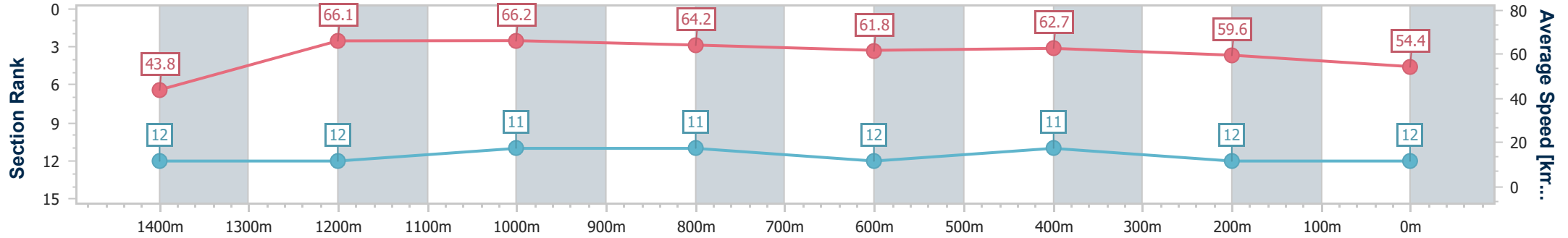


Rockhampton QLD Professional  
 Race 5: MAGIC MILLIONS CAPRICORN GUINEAS QTIS 3YO  
 Handicap - 1500m  
 13 July 2024 - 14:30



Track Rating: Soft 5, Weather: Fine, Rail Position: +2.5m Entire

Section	Overall	1400m	1200m	1000m	800m	600m	400m	200m
Section Times	1:30.60 [12] (0:08.22)	1:22.38 [12] (0:10.91)	1:11.47 [12] (0:10.89)	1:00.58 [11] (0:11.36)	0:49.22 [11] (0:12.26)	0:36.96 [12] (0:11.54)	0:25.42 [11] (0:12.06)	0:13.36 [12] (0:13.36)
Average Speed [km/h]	43.8	66.1	66.2	64.2	61.8	62.7	59.6	54.4
Top Speed [km/h]	60.6	68.0	67.7	65.4	64.1	64.0	62.4	57.3
Avg. Dist. to Rail [m]	4.6	1.1	1.3	2.0	6.3	9.0	7.5	7.7
Avg. Stride Freq. [Hz]	2.2	2.4	2.4	2.3	2.3	2.3	2.3	2.2
Avg. Stride Length [m]	6.1	7.5	7.7	7.5	7.5	7.4	7.1	7.0



- [ ] Ranking at each section and finish
- .-.- No data available at this section
- NA No data available



Horse/Jockey Name	Orca
Final Rank	13
Fastest Section Time (Section)	0:08.08 (Overall)
Top Speed [km/h] (Section)	66.8 (1400m)
Race State	Finished

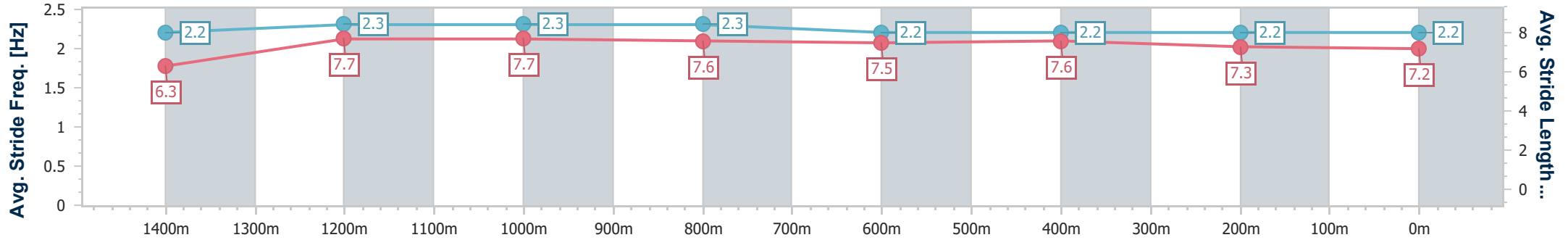
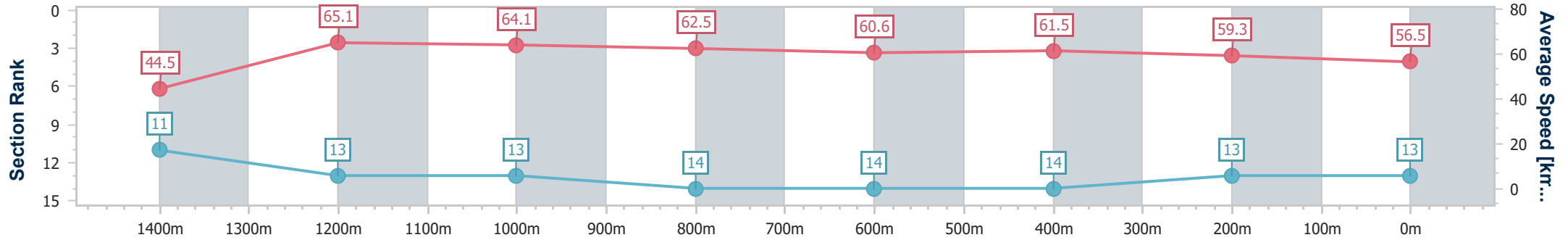


Rockhampton QLD Professional  
 Race 5: MAGIC MILLIONS CAPRICORN GUINEAS QTIS 3YO  
 Handicap - 1500m  
 13 July 2024 - 14:30



Track Rating: Soft 5, Weather: Fine, Rail Position: +2.5m Entire

Section	Overall	1400m	1200m	1000m	800m	600m	400m	200m
Section Times	1:30.65 [13] (0:08.08)	1:22.57 [11] (0:11.08)	1:11.49 [13] (0:11.21)	1:00.28 [13] (0:11.53)	0:48.75 [14] (0:12.05)	0:36.70 [14] (0:11.73)	0:24.97 [14] (0:12.14)	0:12.83 [13] (0:12.83)
Average Speed [km/h]	44.5	65.1	64.1	62.5	60.6	61.5	59.3	56.5
Top Speed [km/h]	60.8	66.8	65.7	63.8	62.0	62.4	61.6	57.4
Avg. Dist. to Rail [m]	1.8	0.3	0.4	0.5	1.8	2.5	2.8	2.7
Avg. Stride Freq. [Hz]	2.2	2.3	2.3	2.3	2.2	2.2	2.2	2.2
Avg. Stride Length [m]	6.3	7.7	7.7	7.6	7.5	7.6	7.3	7.2



- [ ] Ranking at each section and finish
- .-.- No data available at this section
- NA No data available



Horse/Jockey Name	Adiella
Final Rank	14
Fastest Section Time (Section)	0:07.78 (Overall)
Top Speed [km/h] (Section)	69.5 (1400m)
Race State	Finished

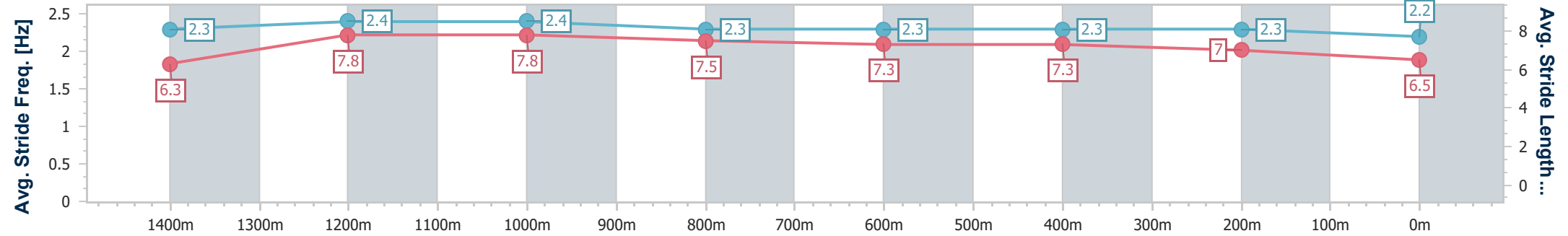
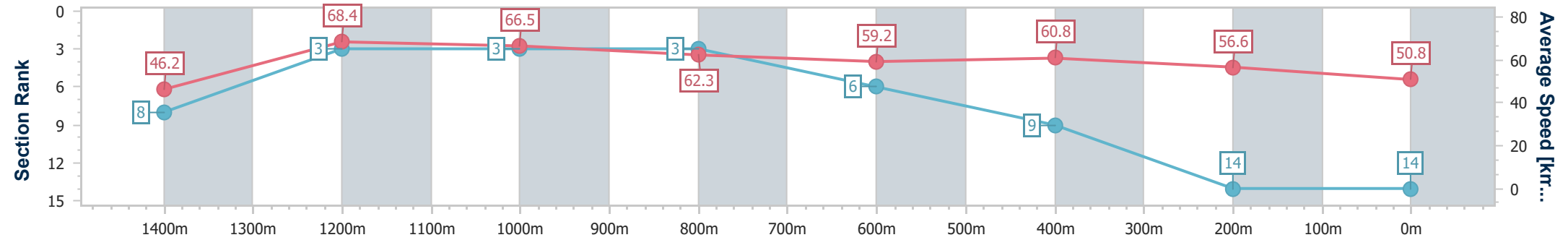


Rockhampton QLD Professional  
 Race 5: MAGIC MILLIONS CAPRICORN GUINEAS QTIS 3YO  
 Handicap - 1500m  
 13 July 2024 - 14:30



Track Rating: Soft 5, Weather: Fine, Rail Position: +2.5m Entire

Section	Overall	1400m	1200m	1000m	800m	600m	400m	200m
Section Times	1:32.12 [14] (0:07.78)	1:24.34 [8] (0:10.42)	1:13.92 [3] (0:10.85)	1:03.07 [3] (0:11.66)	0:51.41 [3] (0:12.53)	0:38.88 [6] (0:11.89)	0:26.99 [9] (0:12.71)	0:14.28 [14] (0:14.28)
Average Speed [km/h]	46.2	68.4	66.5	62.3	59.2	60.8	56.6	50.8
Top Speed [km/h]	66.6	69.5	68.4	64.6	61.0	62.1	58.7	54.3
Avg. Dist. to Rail [m]	11.3	6.0	2.1	1.5	3.7	6.1	6.1	5.6
Avg. Stride Freq. [Hz]	2.3	2.4	2.4	2.3	2.3	2.3	2.3	2.2
Avg. Stride Length [m]	6.3	7.8	7.8	7.5	7.3	7.3	7.0	6.5



- [ ] Ranking at each section and finish
- .-.- No data available at this section
- NA No data available



# Rockhampton QLD Professional

## Race 6: REGIONAL INSURANCE BROKERS/GREENSTEEL - CLAUDE GREEN MEMORIAL QTIS Class 1 Handicap - 1100m

13 July 2024 - 15:10



Track Rating: Soft 5, Weather: Fine, Rail Position: +2.5m Entire

Section		Overall										Last 600m	
Field Times		1:03.91										0:34.40	
		(0:07.29)											
		1000m											
		0:56.62											
		(0:10.98)											
		800m											
		0:45.64											
		(0:11.24)											
		600m											
		0:34.40											
		(0:11.13)											
		400m											
		0:23.27											
		(0:11.16)											
		200m											
		0:12.11											
		(0:12.11)											
Rank	TAB	Horse/Jockey	Barrier	Top Speed [km/h]	Fastest Section	Overall	1000m	800m	600m	400m	200m	Margin	Distance Travelled [m]
1	2	<b>WITHIN REASON</b> Les Tilley	11	67.8	0:07.68	1:03.91 [1] (0:07.68)	0:56.23 [8] (0:10.99)	0:45.24 [7] (0:11.51)	0:33.73 [7] (0:10.85)	0:22.88 [6] (0:10.84)	0:12.04 [3] (0:12.04)	1:03.91	0:33.73
2	6	<b>EVERLASTING STARS</b> Warwick Satherley	12	68.5	0:07.69	1:03.93 [2] (0:07.69)	0:56.24 [9] (0:11.27)	0:44.97 [9] (0:11.43)	0:33.54 [8] (0:10.87)	0:22.67 [8] (0:11.00)	0:11.67 [7] (0:11.67)	0.17L	0:33.54 +2
3	14	<b>WHITSUNDAY SESSION</b> Justin Stanley	13	69.8	0:07.32	1:04.14 [3] (0:07.32)	0:56.82 [2] (0:10.98)	0:45.84 [4] (0:11.58)	0:34.26 [4] (0:10.94)	0:23.32 [3] (0:11.17)	0:12.15 [4] (0:12.15)	1.36L	0:34.26 +8
4	1	<b>PERIGEAN</b> Robbie Dolan	3	69.2	0:07.37	1:04.25 [4] (0:07.37)	0:56.88 [4] (0:10.90)	0:45.98 [1] (0:11.24)	0:34.74 [1] (0:11.13)	0:23.61 [1] (0:11.16)	0:12.45 [1] (0:12.45)	2.05L	0:34.74 -4
5	5	<b>NOBLE HEART</b> Cody Collis	2	67.7	0:07.42	1:04.27 [5] (0:07.42)	0:56.85 [5] (0:10.87)	0:45.98 [2] (0:11.46)	0:34.52 [2] (0:11.09)	0:23.43 [4] (0:11.18)	0:12.25 [5] (0:12.25)	2.15L	0:34.52 -1
6	3	<b>BOOMING LAD</b> Jason Missen	5	66.6	0:07.36	1:04.35 [6] (0:07.36)	0:56.99 [3] (0:11.11)	0:45.88 [5] (0:11.47)	0:34.41 [5] (0:11.05)	0:23.36 [5] (0:11.26)	0:12.10 [6] (0:12.10)	2.59L	0:34.41 -2
7	13	<b>ROTH 'N' BUBBLE</b> Sean Cormack	6	67.8	0:07.82	1:04.35 [7] (0:07.82)	0:56.53 [10] (0:11.32)	0:45.21 [10] (0:11.57)	0:33.64 [10] (0:10.93)	0:22.71 [11] (0:10.96)	0:11.75 [9] (0:11.75)	2.6L	0:33.64 +2
8	15	<b>FLYING MAPLE</b> Nathan Thomas	4	68.1	0:07.29	1:04.37 [8] (0:07.29)	0:57.08 [1] (0:11.00)	0:46.08 [3] (0:11.50)	0:34.58 [3] (0:10.90)	0:23.68 [2] (0:11.13)	0:12.55 [2] (0:12.55)	2.72L	0:34.58 +6
9	12	<b>MOUNT MARGARET</b> Karl Zechner	8	66.7	0:07.48	1:04.58 [9] (0:07.48)	0:57.10 [6] (0:11.15)	0:45.95 [6] (0:11.53)	0:34.42 [6] (0:10.94)	0:23.48 [7] (0:11.32)	0:12.16 [8] (0:12.16)	3.96L	0:34.42 +4
10	9	<b>STREET GLORY</b> Jackson Murphy	17	67.4	0:08.08	1:05.00 [10] (0:08.08)	0:56.92 [11] (0:11.21)	0:45.71 [11] (0:11.47)	0:34.24 [11] (0:10.86)	0:23.38 [10] (0:11.21)	0:12.17 [11] (0:12.17)	6.44L	0:34.24 +4

Scratched: Sooblong (#7), Court Whispers (#8), Oovii (#10), D'esprit (#11), Deep Silence (#16), Red Hot Love (#17), Northernontap (#4)





**Rockhampton QLD Professional**  
**Race 6: REGIONAL INSURANCE BROKERS/GREENSTEEL - CLAUDE**  
**GREEN MEMORIAL QTIS Class 1 Handicap - 1100m**  
**13 July 2024 - 15:10**



Track Rating: Soft 5, Weather: Fine, Rail Position: +2.5m Entire

Section	Overall	1000m	800m	600m	400m	200m	Last 600m
Field Times	1:03.91 (0:07.29)	0:56.62 (0:10.98)	0:45.64 (0:11.24)	0:34.40 (0:11.13)	0:23.27 (0:11.16)	0:12.11 (0:12.11)	0:34.40

Rank	TAB	Horse/Jockey	Barrier	Top Speed [km/h]	Fastest Section	Margin	Distance Travelled [m]
11	18	<b>COCO ROYALE</b>	14	66.9	0:07.56	6.62L	+11
		Tasha Chambers		600m	Overall		

Scratched: Sooblond (#7), Court Whispers (#8), Oovii (#10), D'esprit (#11), Deep Silence (#16), Red Hot Love (#17), Northernontap (#4)



Horse/Jockey Name	Within Reason
Final Rank	1
Fastest Section Time (Section)	0:07.68 (Overall)
Top Speed [km/h] (Section)	67.8 (600m)
Race State	Finished



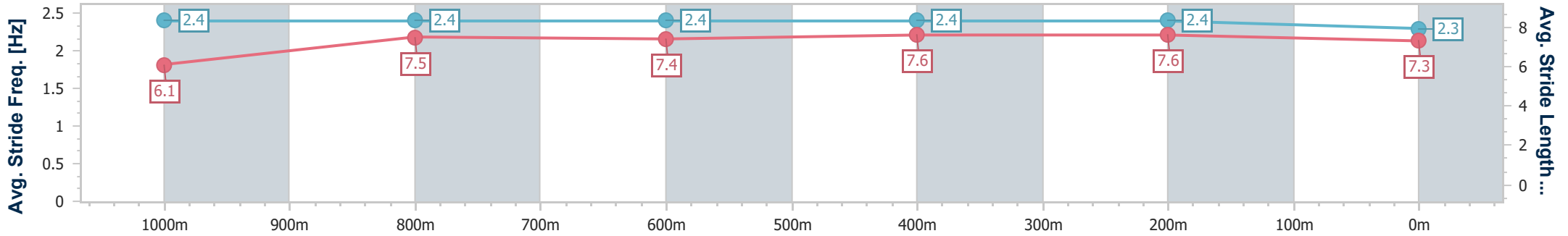
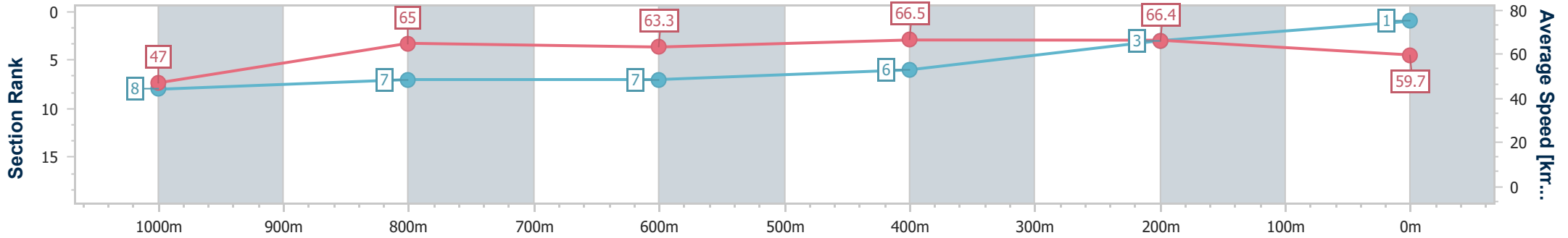
Rockhampton QLD Professional  
 Race 6: REGIONAL INSURANCE BROKERS/GREENSTEEL -  
 CLAUDE GREEN MEMORIAL QTIS Class 1 Handicap - 1100m



13 July 2024 - 15:10

Track Rating: Soft 5, Weather: Fine, Rail Position: +2.5m Entire

Section	Overall	1000m	800m	600m	400m	200m
Section Times	1:03.91 [1] (0:07.68)	0:56.23 [8] (0:10.99)	0:45.24 [7] (0:11.51)	0:33.73 [7] (0:10.85)	0:22.88 [6] (0:10.84)	0:12.04 [3] (0:12.04)
Average Speed [km/h]	47.0	65.0	63.3	66.5	66.4	59.7
Top Speed [km/h]	62.2	66.9	65.6	67.8	67.8	64.6
Avg. Dist. to Rail [m]	4.0	1.2	1.6	3.7	4.0	4.5
Avg. Stride Freq. [Hz]	2.4	2.4	2.4	2.4	2.4	2.3
Avg. Stride Length [m]	6.1	7.5	7.4	7.6	7.6	7.3



- [ ] Ranking at each section and finish
- .-.- No data available at this section
- NA No data available



Horse/Jockey Name	Everlasting Stars
Final Rank	2
Fastest Section Time (Section)	0:07.69 (Overall)
Top Speed [km/h] (Section)	68.5 (400m)
Race State	Finished



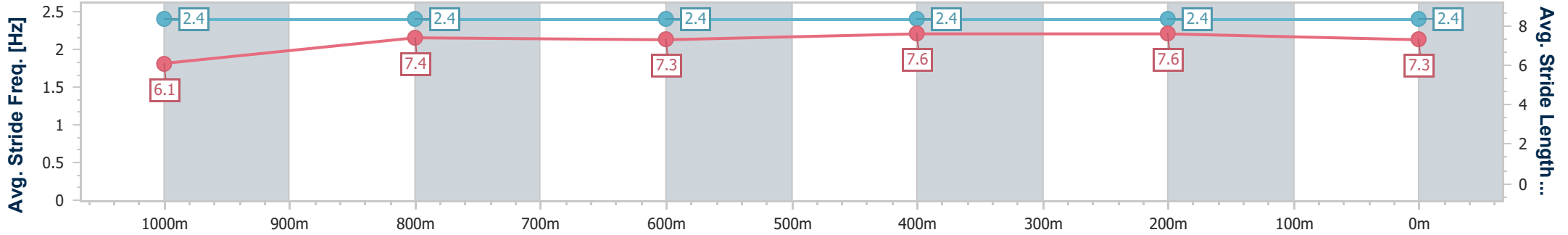
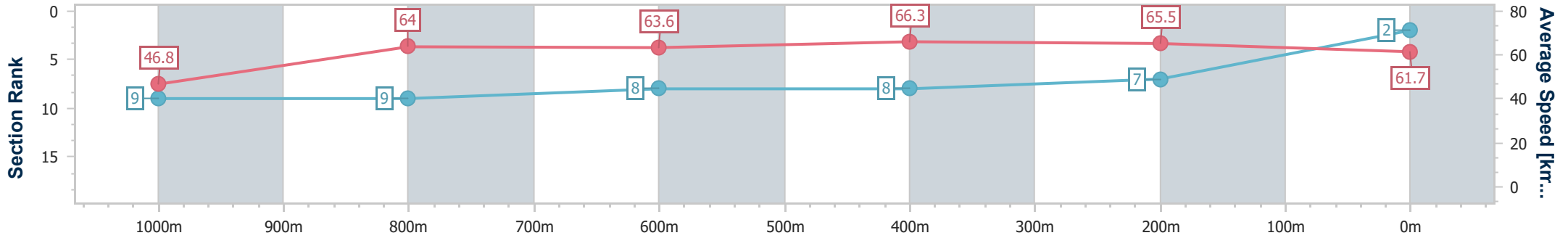
Rockhampton QLD Professional  
 Race 6: REGIONAL INSURANCE BROKERS/GREENSTEEL -  
 CLAUDE GREEN MEMORIAL QTIS Class 1 Handicap - 1100m



13 July 2024 - 15:10

Track Rating: Soft 5, Weather: Fine, Rail Position: +2.5m Entire

Section	Overall	1000m	800m	600m	400m	200m
Section Times	1:03.93 [2] (0:07.69)	0:56.24 [9] (0:11.27)	0:44.97 [9] (0:11.43)	0:33.54 [8] (0:10.87)	0:22.67 [8] (0:11.00)	0:11.67 [7] (0:11.67)
Average Speed [km/h]	46.8	64.0	63.6	66.3	65.5	61.7
Top Speed [km/h]	62.4	65.1	66.0	68.3	68.5	63.2
Avg. Dist. to Rail [m]	5.4	1.0	1.3	2.6	2.8	5.7
Avg. Stride Freq. [Hz]	2.4	2.4	2.4	2.4	2.4	2.4
Avg. Stride Length [m]	6.1	7.4	7.3	7.6	7.6	7.3



- [ ] Ranking at each section and finish
- .-.- No data available at this section
- NA No data available



Horse/Jockey Name	Whitsunday Session
Final Rank	3
Fastest Section Time (Section)	0:07.32 (Overall)
Top Speed [km/h] (Section)	69.8 (1000m)
Race State	Finished



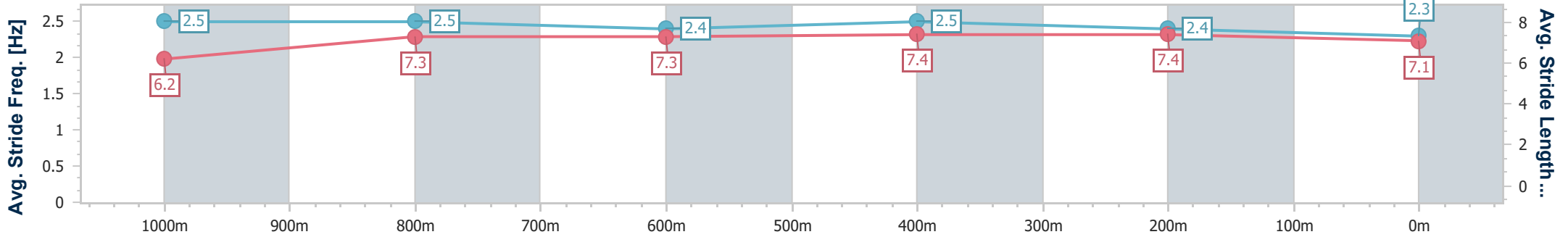
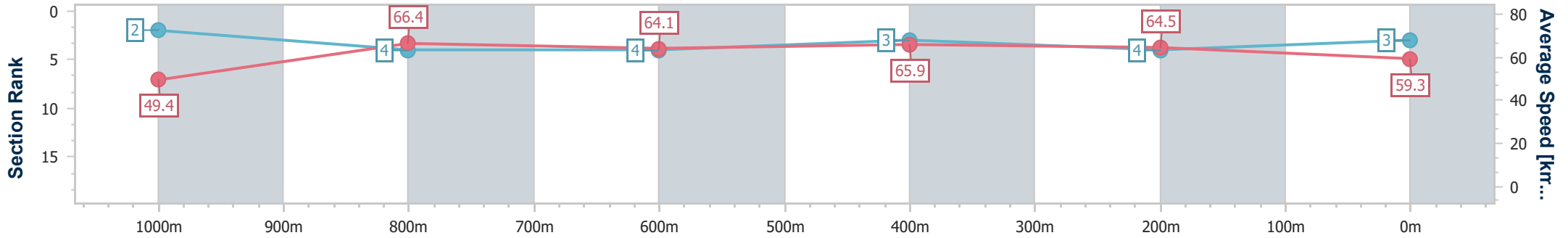
Rockhampton QLD Professional  
 Race 6: REGIONAL INSURANCE BROKERS/GREENSTEEL -  
 CLAUDE GREEN MEMORIAL QTIS Class 1 Handicap - 1100m



13 July 2024 - 15:10

Track Rating: Soft 5, Weather: Fine, Rail Position: +2.5m Entire

Section	Overall	1000m	800m	600m	400m	200m
Section Times	1:04.14 [3] (0:07.32)	0:56.82 [2] (0:10.98)	0:45.84 [4] (0:11.58)	0:34.26 [4] (0:10.94)	0:23.32 [3] (0:11.17)	0:12.15 [4] (0:12.15)
Average Speed [km/h]	49.4	66.4	64.1	65.9	64.5	59.3
Top Speed [km/h]	63.2	69.8	65.1	67.1	67.0	62.7
Avg. Dist. to Rail [m]	5.9	2.6	3.5	5.2	5.2	6.4
Avg. Stride Freq. [Hz]	2.5	2.5	2.4	2.5	2.4	2.3
Avg. Stride Length [m]	6.2	7.3	7.3	7.4	7.4	7.1



- [ ] Ranking at each section and finish
- .-.- No data available at this section
- NA No data available



Horse/Jockey Name	Perigean
Final Rank	4
Fastest Section Time (Section)	0:07.37 (Overall)
Top Speed [km/h] (Section)	69.2 (1000m)
Race State	Finished



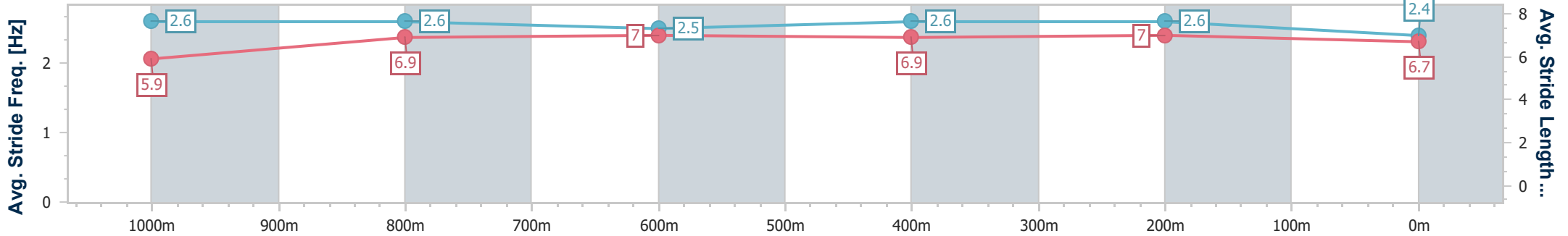
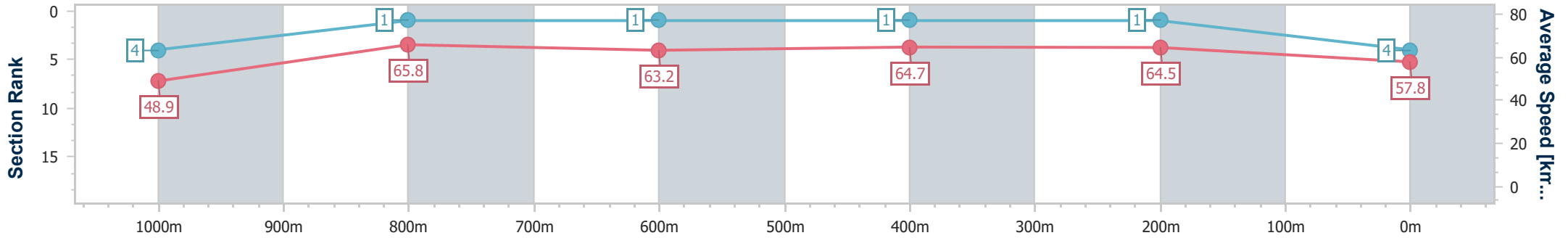
Rockhampton QLD Professional  
 Race 6: REGIONAL INSURANCE BROKERS/GREENSTEEL -  
 CLAUDE GREEN MEMORIAL QTIS Class 1 Handicap - 1100m



13 July 2024 - 15:10

Track Rating: Soft 5, Weather: Fine, Rail Position: +2.5m Entire

Section	Overall	1000m	800m	600m	400m	200m
Section Times	1:04.25 [4] (0:07.37)	0:56.88 [4] (0:10.90)	0:45.98 [1] (0:11.24)	0:34.74 [1] (0:11.13)	0:23.61 [1] (0:11.16)	0:12.45 [1] (0:12.45)
Average Speed [km/h]	48.9	65.8	63.2	64.7	64.5	57.8
Top Speed [km/h]	66.4	69.2	65.0	67.2	66.0	62.3
Avg. Dist. to Rail [m]	0.8	0.7	1.5	0.9	2.0	2.5
Avg. Stride Freq. [Hz]	2.6	2.6	2.5	2.6	2.6	2.4
Avg. Stride Length [m]	5.9	6.9	7.0	6.9	7.0	6.7



- [ ] Ranking at each section and finish
- .-.- No data available at this section
- NA No data available



Horse/Jockey Name	Noble Heart
Final Rank	5
Fastest Section Time (Section)	0:07.42 (Overall)
Top Speed [km/h] (Section)	67.7 (1000m)
Race State	Finished



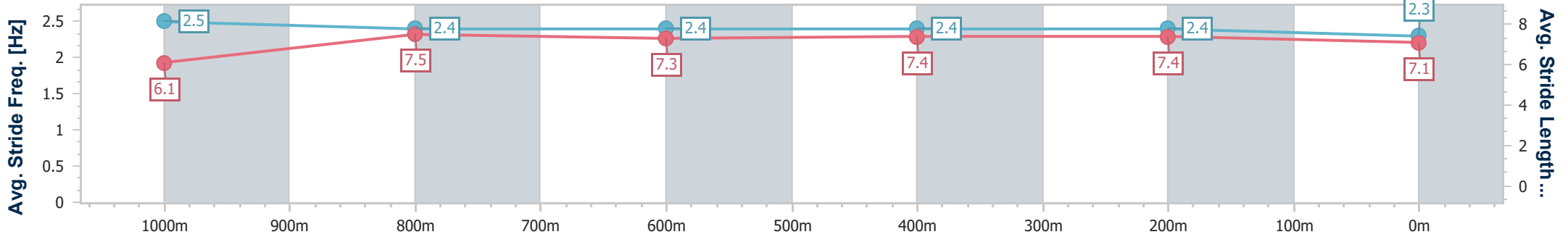
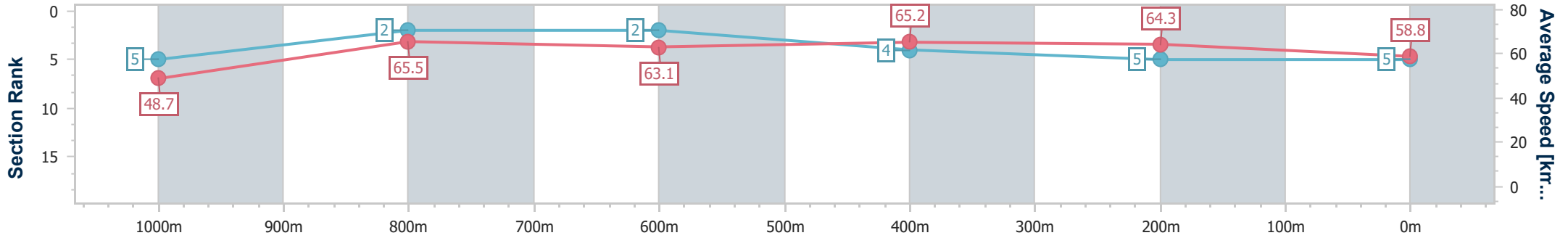
Rockhampton QLD Professional  
 Race 6: REGIONAL INSURANCE BROKERS/GREENSTEEL -  
 CLAUDE GREEN MEMORIAL QTIS Class 1 Handicap - 1100m



13 July 2024 - 15:10

Track Rating: Soft 5, Weather: Fine, Rail Position: +2.5m Entire

Section	Overall	1000m	800m	600m	400m	200m
Section Times	1:04.27 [5] (0:07.42)	0:56.85 [5] (0:10.87)	0:45.98 [2] (0:11.46)	0:34.52 [2] (0:11.09)	0:23.43 [4] (0:11.18)	0:12.25 [5] (0:12.25)
Average Speed [km/h]	48.7	65.5	63.1	65.2	64.3	58.8
Top Speed [km/h]	65.5	67.7	64.8	66.7	65.1	62.6
Avg. Dist. to Rail [m]	2.0	1.9	1.7	3.7	3.9	3.1
Avg. Stride Freq. [Hz]	2.5	2.4	2.4	2.4	2.4	2.3
Avg. Stride Length [m]	6.1	7.5	7.3	7.4	7.4	7.1



- [ ] Ranking at each section and finish
- .-.- No data available at this section
- NA No data available



Horse/Jockey Name	Booming Lad
Final Rank	6
Fastest Section Time (Section)	0:07.36 (Overall)
Top Speed [km/h] (Section)	66.6 (400m)
Race State	Finished



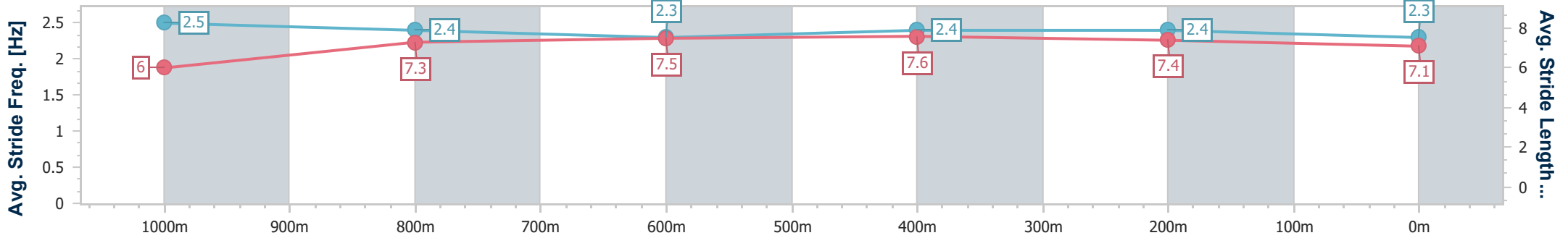
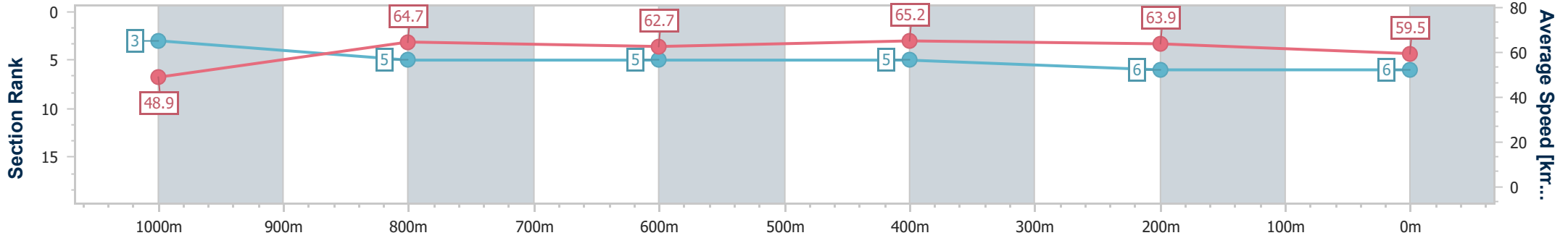
Rockhampton QLD Professional  
 Race 6: REGIONAL INSURANCE BROKERS/GREENSTEEL -  
 CLAUDE GREEN MEMORIAL QTIS Class 1 Handicap - 1100m



13 July 2024 - 15:10

Track Rating: Soft 5, Weather: Fine, Rail Position: +2.5m Entire

Section	Overall	1000m	800m	600m	400m	200m
Section Times	1:04.35 [6] (0:07.36)	0:56.99 [3] (0:11.11)	0:45.88 [5] (0:11.47)	0:34.41 [5] (0:11.05)	0:23.36 [5] (0:11.26)	0:12.10 [6] (0:12.10)
Average Speed [km/h]	48.9	64.7	62.7	65.2	63.9	59.5
Top Speed [km/h]	64.6	66.6	63.8	66.2	66.6	62.2
Avg. Dist. to Rail [m]	2.1	0.7	0.7	2.5	4.1	8.1
Avg. Stride Freq. [Hz]	2.5	2.4	2.3	2.4	2.4	2.3
Avg. Stride Length [m]	6.0	7.3	7.5	7.6	7.4	7.1



- [ ] Ranking at each section and finish
- .-.- No data available at this section
- NA No data available



Horse/Jockey Name	Roth 'N' Bubble
Final Rank	7
Fastest Section Time (Section)	0:07.82 (Overall)
Top Speed [km/h] (Section)	67.8 (600m)
Race State	Finished



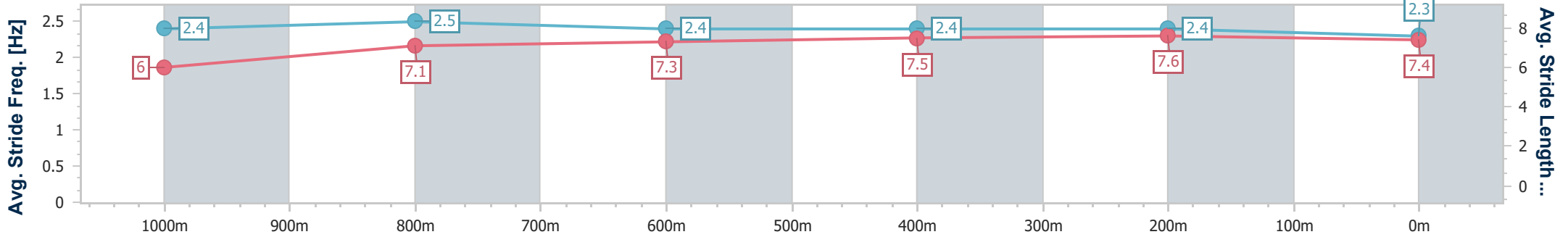
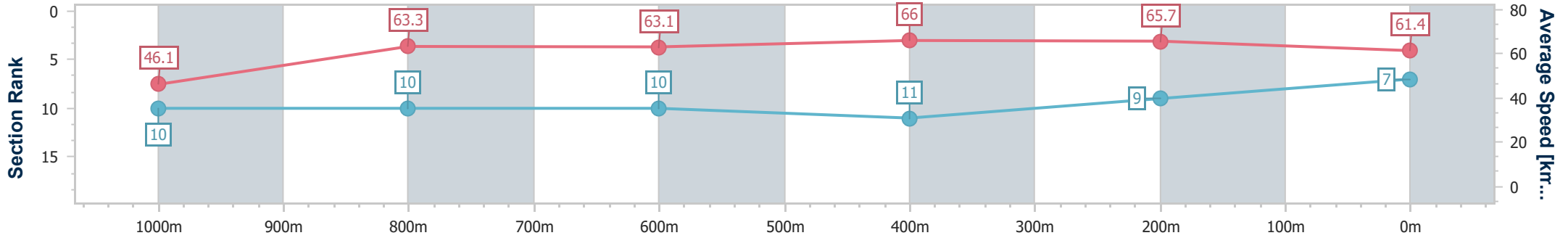
Rockhampton QLD Professional  
 Race 6: REGIONAL INSURANCE BROKERS/GREENSTEEL -  
 CLAUDE GREEN MEMORIAL QTIS Class 1 Handicap - 1100m



13 July 2024 - 15:10

Track Rating: Soft 5, Weather: Fine, Rail Position: +2.5m Entire

Section	Overall	1000m	800m	600m	400m	200m
Section Times	1:04.35 [7] (0:07.82)	0:56.53 [10] (0:11.32)	0:45.21 [10] (0:11.57)	0:33.64 [10] (0:10.93)	0:22.71 [11] (0:10.96)	0:11.75 [9] (0:11.75)
Average Speed [km/h]	46.1	63.3	63.1	66.0	65.7	61.4
Top Speed [km/h]	61.8	64.1	64.4	67.8	66.7	64.9
Avg. Dist. to Rail [m]	2.6	0.7	1.7	4.2	4.5	4.9
Avg. Stride Freq. [Hz]	2.4	2.5	2.4	2.4	2.4	2.3
Avg. Stride Length [m]	6.0	7.1	7.3	7.5	7.6	7.4



- [ ] Ranking at each section and finish
- .-.- No data available at this section
- NA No data available





Horse/Jockey Name	Flying Maple
Final Rank	8
Fastest Section Time (Section)	0:07.29 (Overall)
Top Speed [km/h] (Section)	68.1 (1000m)
Race State	Finished



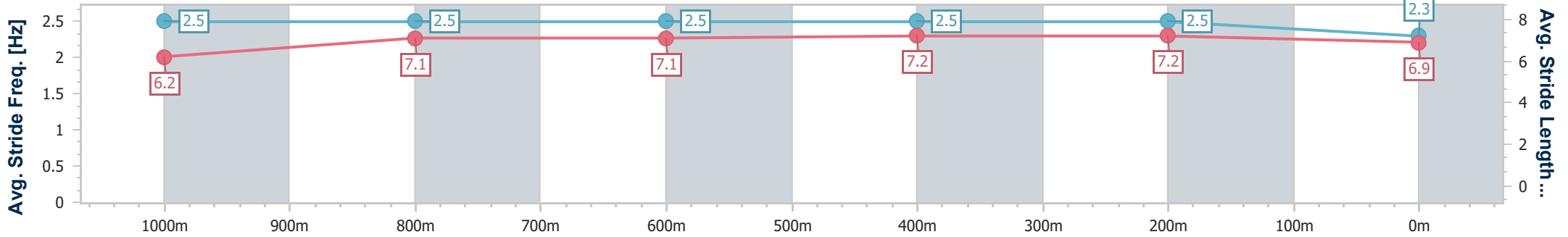
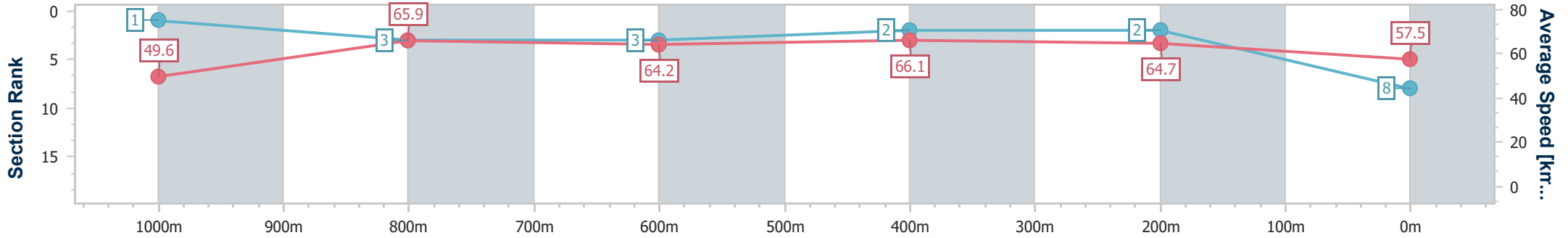
Rockhampton QLD Professional  
 Race 6: REGIONAL INSURANCE BROKERS/GREENSTEEL -  
 CLAUDE GREEN MEMORIAL QTIS Class 1 Handicap - 1100m



13 July 2024 - 15:10

Track Rating: Soft 5, Weather: Fine, Rail Position: +2.5m Entire

Section	Overall	1000m	800m	600m	400m	200m
Section Times	1:04.37 [8] (0:07.29)	0:57.08 [1] (0:11.00)	0:46.08 [3] (0:11.50)	0:34.58 [3] (0:10.90)	0:23.68 [2] (0:11.13)	0:12.55 [2] (0:12.55)
Average Speed [km/h]	49.6	65.9	64.2	66.1	64.7	57.5
Top Speed [km/h]	65.8	68.1	65.0	67.3	67.4	61.8
Avg. Dist. to Rail [m]	2.1	1.8	2.9	3.8	4.5	5.7
Avg. Stride Freq. [Hz]	2.5	2.5	2.5	2.5	2.5	2.3
Avg. Stride Length [m]	6.2	7.1	7.1	7.2	7.2	6.9



- [ ] Ranking at each section and finish
- .-.- No data available at this section
- NA No data available



Horse/Jockey Name	Mount Margaret
Final Rank	9
Fastest Section Time (Section)	0:07.48 (Overall)
Top Speed [km/h] (Section)	66.7 (1000m)
Race State	Finished



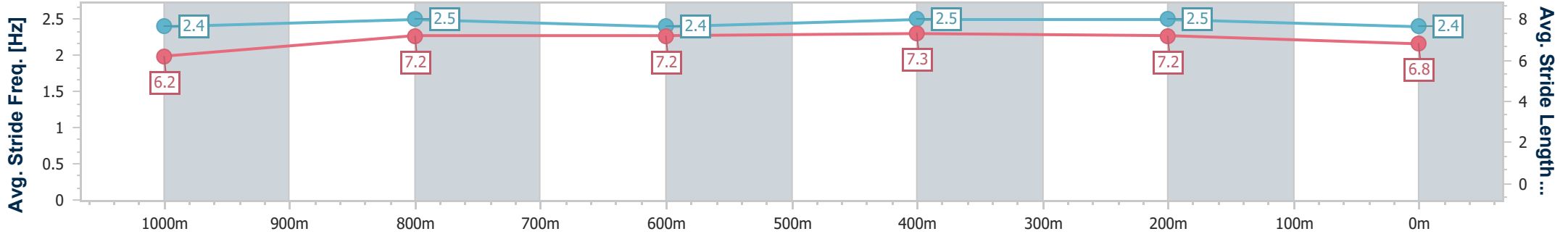
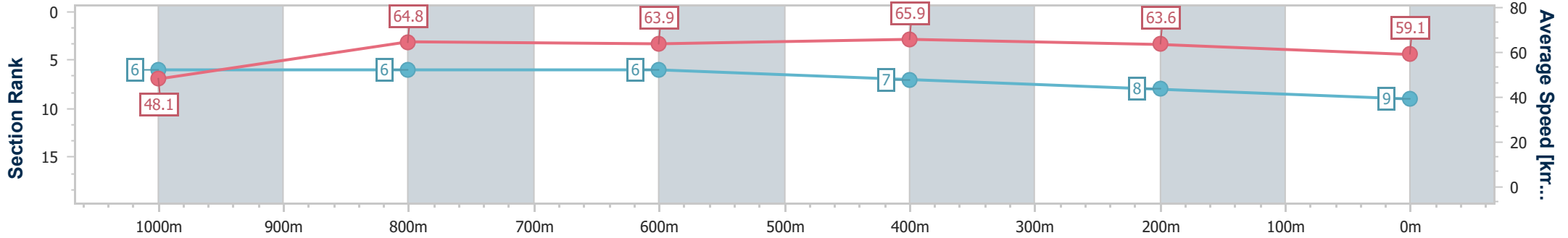
Rockhampton QLD Professional  
 Race 6: REGIONAL INSURANCE BROKERS/GREENSTEEL -  
 CLAUDE GREEN MEMORIAL QTIS Class 1 Handicap - 1100m



13 July 2024 - 15:10

Track Rating: Soft 5, Weather: Fine, Rail Position: +2.5m Entire

Section	Overall	1000m	800m	600m	400m	200m
Section Times	1:04.58 [9] (0:07.48)	0:57.10 [6] (0:11.15)	0:45.95 [6] (0:11.53)	0:34.42 [6] (0:10.94)	0:23.48 [7] (0:11.32)	0:12.16 [8] (0:12.16)
Average Speed [km/h]	48.1	64.8	63.9	65.9	63.6	59.1
Top Speed [km/h]	59.8	66.7	66.0	66.2	65.6	61.3
Avg. Dist. to Rail [m]	3.9	0.9	2.9	4.2	5.4	6.2
Avg. Stride Freq. [Hz]	2.4	2.5	2.4	2.5	2.5	2.4
Avg. Stride Length [m]	6.2	7.2	7.2	7.3	7.2	6.8



- [ ] Ranking at each section and finish
- .-.- No data available at this section
- NA No data available



Horse/Jockey Name	Street Glory
Final Rank	10
Fastest Section Time (Section)	0:08.08 (Overall)
Top Speed [km/h] (Section)	67.4 (600m)
Race State	Finished



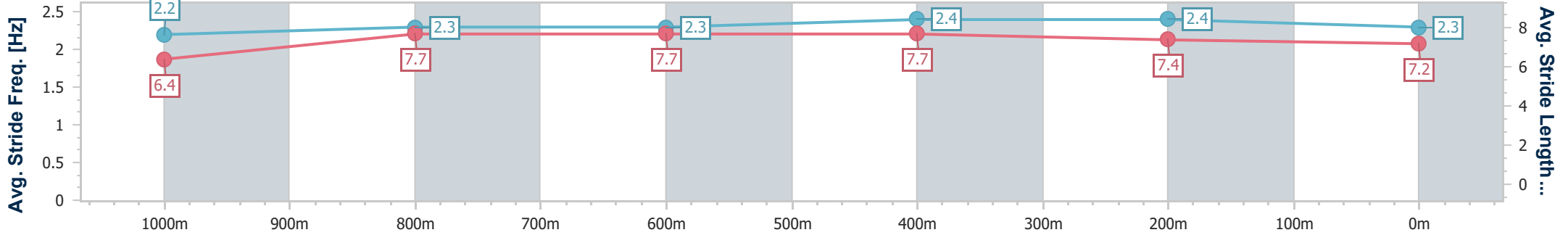
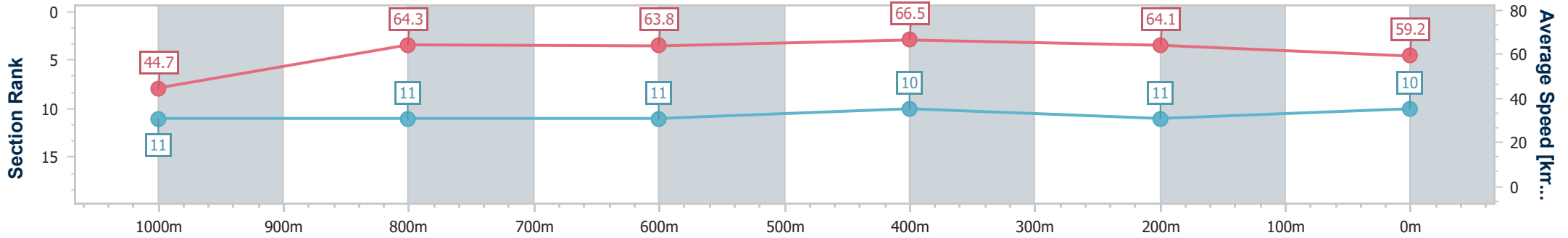
Rockhampton QLD Professional  
 Race 6: REGIONAL INSURANCE BROKERS/GREENSTEEL -  
 CLAUDE GREEN MEMORIAL QTIS Class 1 Handicap - 1100m



13 July 2024 - 15:10

Track Rating: Soft 5, Weather: Fine, Rail Position: +2.5m Entire

Section	Overall	1000m	800m	600m	400m	200m
Section Times	1:05.00 [10] (0:08.08)	0:56.92 [11] (0:11.21)	0:45.71 [11] (0:11.47)	0:34.24 [11] (0:10.86)	0:23.38 [10] (0:11.21)	0:12.17 [11] (0:12.17)
Average Speed [km/h]	44.7	64.3	63.8	66.5	64.1	59.2
Top Speed [km/h]	61.0	66.0	66.0	67.4	66.5	62.4
Avg. Dist. to Rail [m]	6.6	0.7	2.1	5.0	6.6	8.2
Avg. Stride Freq. [Hz]	2.2	2.3	2.3	2.4	2.4	2.3
Avg. Stride Length [m]	6.4	7.7	7.7	7.7	7.4	7.2



- [ ] Ranking at each section and finish
- .-.- No data available at this section
- NA No data available



Horse/Jockey Name	Coco Royale
Final Rank	11
Fastest Section Time (Section)	0:07.56 (Overall)
Top Speed [km/h] (Section)	66.9 (600m)
Race State	Finished



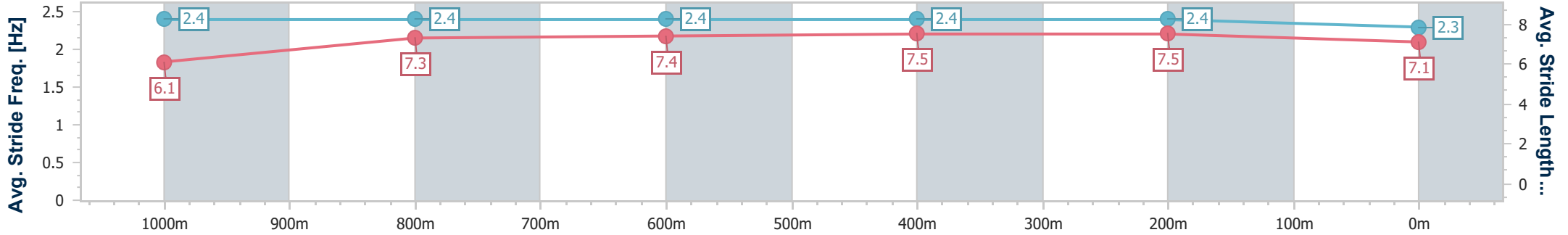
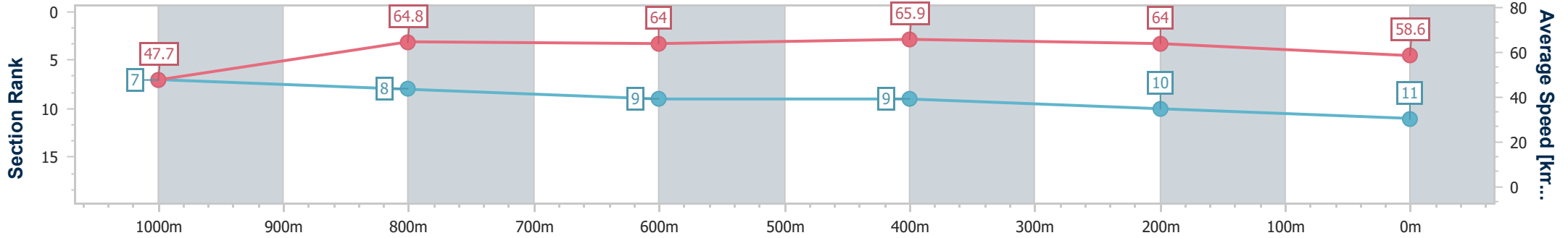
Rockhampton QLD Professional  
 Race 6: REGIONAL INSURANCE BROKERS/GREENSTEEL -  
 CLAUDE GREEN MEMORIAL QTIS Class 1 Handicap - 1100m



13 July 2024 - 15:10

Track Rating: Soft 5, Weather: Fine, Rail Position: +2.5m Entire

Section	Overall	1000m	800m	600m	400m	200m
Section Times	1:05.03 [11] (0:07.56)	0:57.47 [7] (0:11.29)	0:46.18 [8] (0:11.69)	0:34.49 [9] (0:10.95)	0:23.54 [9] (0:11.26)	0:12.28 [10] (0:12.28)
Average Speed [km/h]	47.7	64.8	64.0	65.9	64.0	58.6
Top Speed [km/h]	62.4	66.0	66.9	66.9	65.7	62.4
Avg. Dist. to Rail [m]	7.3	3.3	4.6	6.5	6.5	6.5
Avg. Stride Freq. [Hz]	2.4	2.4	2.4	2.4	2.4	2.3
Avg. Stride Length [m]	6.1	7.3	7.4	7.5	7.5	7.1



- [ ] Ranking at each section and finish
- .-.- No data available at this section
- NA No data available

Track Rating: Soft 5, Weather: Fine, Rail Position: +2.5m Entire

Section		Field Times												
Overall	1400m	1200m	1000m	800m	600m	400m	Last 600m							
1:34.02 (0:12.66)	1:21.36 (0:10.55)	1:10.81 (0:10.93)	0:59.88 (0:11.63)	0:48.25 (0:12.13)	0:36.12 (0:11.54)	0:24.58 (0:11.99)	0:36.12							
Rank	TAB	Horse/Jockey	Barrier	Top Speed [km/h]	Fastest Section								Distance Travelled [m]	
1	8	<b>HYPE</b> Teagan Voorham	14	67.0 1400m	0:10.83 1400m	1:34.02 [1] (0:13.58)	1:20.44 [12] (0:10.83)	1:09.61 [12] (0:11.12)	0:58.49 [12] (0:11.86)	0:46.63 [13] (0:11.82)	0:34.81 [13] (0:11.04)	0:23.77 [10] (0:11.38)	0:34.81	
2	2	<b>MASTER JAMIE</b> Les Tilley	1	68.5 1400m	0:10.55 1400m	1:34.33 [2] (0:12.66)	1:21.67 [1] (0:10.55)	1:11.12 [1] (0:10.93)	1:00.19 [1] (0:11.63)	0:48.56 [1] (0:12.13)	0:36.43 [1] (0:11.54)	0:24.89 [1] (0:11.99)	0:36.43	-7
3	13	<b>UNDER THE CAP</b> Cody Collis	15	68.1 1200m	0:10.78 1400m	1:34.35 [3] (0:13.41)	1:20.94 [8] (0:10.78)	1:10.16 [8] (0:11.17)	0:58.99 [9] (0:11.75)	0:47.24 [8] (0:11.74)	0:35.50 [9] (0:11.34)	0:24.16 [9] (0:11.66)	0:35.50	-9
4	6	<b>DEVASTATE</b> Robbie Dolan	7	68.5 1400m	0:10.61 1400m	1:34.45 [4] (0:12.89)	1:21.56 [4] (0:10.61)	1:10.95 [5] (0:11.36)	0:59.59 [5] (0:11.74)	0:47.85 [5] (0:11.96)	0:35.89 [5] (0:11.34)	0:24.55 [4] (0:11.71)	0:35.89	-3
5	3	<b>SNEAK PREVIEW</b> Justin Huxtable	6	67.3 1400m	0:10.83 1400m	1:34.57 [5] (0:13.57)	1:21.00 [11] (0:10.83)	1:10.17 [11] (0:11.03)	0:59.14 [11] (0:11.72)	0:47.42 [9] (0:11.69)	0:35.73 [8] (0:11.33)	0:24.40 [7] (0:11.65)	0:35.73	-6
6	4	<b>WAPITI</b> Sean Cormack	16	67.2 1200m	0:10.84 1400m	1:34.84 [6] (0:13.45)	1:21.39 [10] (0:10.84)	1:10.55 [10] (0:10.97)	0:59.58 [8] (0:11.90)	0:47.68 [10] (0:11.96)	0:35.72 [11] (0:11.33)	0:24.39 [12] (0:11.66)	0:35.72	+0
7	5	<b>COCOBREW EXPRESS</b> Karl Zechner	8	68.4 1400m	0:10.43 1400m	1:34.89 [7] (0:12.91)	1:21.98 [5] (0:10.43)	1:11.55 [2] (0:11.07)	1:00.48 [2] (0:11.51)	0:48.97 [2] (0:12.16)	0:36.81 [2] (0:11.61)	0:25.20 [2] (0:12.08)	0:36.81	-9
8	1	<b>NAMAZU</b> Ashley Butler	3	68.4 1400m	0:10.63 1400m	1:34.96 [8] (0:12.84)	1:22.12 [2] (0:10.63)	1:11.49 [3] (0:11.22)	1:00.27 [4] (0:11.54)	0:48.73 [3] (0:12.00)	0:36.73 [3] (0:11.63)	0:25.10 [3] (0:11.88)	0:36.73	-6
9	14	<b>MAJOR ARTIE</b> Nathan Thomas	10	68.8 1400m	0:10.60 1400m	1:35.17 [9] (0:13.27)	1:21.90 [7] (0:10.60)	1:11.30 [7] (0:11.02)	1:00.28 [6] (0:11.72)	0:48.56 [6] (0:12.01)	0:36.55 [6] (0:11.43)	0:25.12 [5] (0:12.02)	0:36.55	-3
10	17	<b>MAURICE'S MEDAD</b> Justin Stanley	17	66.0 1400m	0:11.01 1400m	1:35.26 [10] (0:13.72)	1:21.54 [13] (0:11.01)	1:10.53 [14] (0:11.26)	0:59.27 [14] (0:11.66)	0:47.61 [14] (0:11.90)	0:35.71 [14] (0:11.54)	0:24.17 [14] (0:11.78)	0:35.71	-5

Scratched: Le Heros (#9), Such A Whit (#12), Early Thoughts (#16)



# Rockhampton QLD Professional

## Race 7: TAB ROCKHAMPTON CUP - 1600m

13 July 2024 - 15:49



Track Rating: Soft 5, Weather: Fine, Rail Position: +2.5m Entire

Section	Overall	1400m	1200m	1000m	800m	600m	400m	Last 600m						
Field Times	1:34.02 (0:12.66)	1:21.36 (0:10.55)	1:10.81 (0:10.93)	0:59.88 (0:11.63)	0:48.25 (0:12.13)	0:36.12 (0:11.54)	0:24.58 (0:11.99)	0:36.12						
Rank	TAB	Horse/Jockey	Barrier	Top Speed [km/h]	Fastest Section					Distance Travelled [m]				
11	10	MOENAVE Warwick Satherley	13	66.9 1400m	0:10.84 1400m	1:35.64 [11] (0:13.43)	1:22.21 [9] (0:10.84)	1:11.37 [9] (0:11.12)	1:00.25 [10] (0:11.83)	0:48.42 [11] (0:11.88)	0:36.54 [10] (0:11.16)	0:25.38 [11] (0:11.90)	0:36.54	-1
12	15	FORTIFIED Chris McIver	11	67.1 1400m	0:10.88 1400m	1:35.88 [12] (0:13.84)	1:22.04 [14] (0:10.88)	1:11.16 [13] (0:11.10)	1:00.06 [13] (0:11.56)	0:48.50 [12] (0:11.77)	0:36.73 [12] (0:11.54)	0:25.19 [13] (0:12.00)	0:36.73	-8
13	7	ENUFF HE SAID Jackson Murphy	5	67.9 1400m	0:10.69 1400m	1:35.91 [13] (0:13.04)	1:22.87 [6] (0:10.69)	1:12.18 [6] (0:11.23)	1:00.95 [7] (0:11.72)	0:49.23 [7] (0:11.94)	0:37.29 [7] (0:11.44)	0:25.85 [6] (0:11.94)	0:37.29	-4
14	11	MOTION LEGEND Jason Missen	2	68.0 1200m	0:10.62 1400m	1:36.94 [14] (0:12.86)	1:24.08 [3] (0:10.62)	1:13.46 [4] (0:11.09)	1:02.37 [3] (0:11.70)	0:50.67 [4] (0:12.11)	0:38.56 [4] (0:11.79)	0:26.77 [7] (0:12.52)	0:38.56	-6

Scratched: Le Heros (#9), Such A Whit (#12), Early Thoughts (#16)

[ ] Ranking at each section and finish  
 -:-:- No data available at this section  
 NA No data available

SCN Saddle cloth number  
 DNF Did not finish  
 DNT Did not track



# Rockhampton QLD Professional

## Race 7: TAB ROCKHAMPTON CUP - 1600m

13 July 2024 - 15:49



Track Rating: Soft 5, Weather: Fine, Rail Position: +2.5m Entire

Section				200m				Last 600m	
Field Times				0:12.59 (0:12.59)				0:36.12	
Rank	TAB	Horse/Jockey	Barrier	Top Speed [km/h]	Fastest Section	Margin			Distance Travelled [m]
1	8	<b>HYPE</b> Teagan Voorham	14	67.0 1400m	0:10.83 1400m	0:12.39 [3] (0:12.39)	1:34.02		0:34.81
2	2	<b>MASTER JAMIE</b> Les Tilley	1	68.5 1400m	0:10.55 1400m	0:12.90 [1] (0:12.90)	1.81L		0:36.43 -7
3	13	<b>UNDER THE CAP</b> Cody Collis	15	68.1 1200m	0:10.78 1400m	0:12.50 [7] (0:12.50)	1.97L		0:35.50 -9
4	6	<b>DEVASTATE</b> Robbie Dolan	7	68.5 1400m	0:10.61 1400m	0:12.84 [2] (0:12.84)	2.51L		0:35.89 -3
5	3	<b>SNEAK PREVIEW</b> Justin Huxtable	6	67.3 1400m	0:10.83 1400m	0:12.75 [6] (0:12.75)	3.26L		0:35.73 -6
6	4	<b>WAPITI</b> Sean Cormack	16	67.2 1200m	0:10.84 1400m	0:12.73 [10] (0:12.73)	4.85L		0:35.72 +0
7	5	<b>COCOBREW EXPRESS</b> Karl Zechner	8	68.4 1400m	0:10.43 1400m	0:13.12 [5] (0:13.12)	5.12L		0:36.81 -9
8	1	<b>NAMAZU</b> Ashley Butler	3	68.4 1400m	0:10.63 1400m	0:13.22 [4] (0:13.22)	5.52L		0:36.73 -6
9	14	<b>MAJOR ARTIE</b> Nathan Thomas	10	68.8 1400m	0:10.60 1400m	0:13.10 [9] (0:13.10)	6.76L		0:36.55 -3
10	17	<b>MAURICE'S MEDAD</b> Justin Stanley	17	66.0 1400m	0:11.01 1400m	0:12.39 [14] (0:12.39)	7.31L		0:35.71 -5

Scratched: Le Heros (#9), Such A Whit (#12), Early Thoughts (#16)



# Rockhampton QLD Professional

## Race 7: TAB ROCKHAMPTON CUP - 1600m

13 July 2024 - 15:49



Track Rating: Soft 5, Weather: Fine, Rail Position: +2.5m Entire

Section				200m				Last 600m	
Field Times				0:12.59 (0:12.59)				0:36.12	
Rank	TAB Horse/Jockey	Barrier	Top Speed [km/h]	Fastest Section	Margin				Distance Travelled [m]
11	10 <b>MOENAVE</b> Warwick Satherley	13	66.9 1400m	0:10.84 1400m	0:13.48 [11] (0:13.48)	9.51L		0:36.54	-1
12	15 <b>FORTIFIED</b> Chris McIver	11	67.1 1400m	0:10.88 1400m	0:13.19 [13] (0:13.19)	10.94L		0:36.73	-8
13	7 <b>ENUFF HE SAID</b> Jackson Murphy	5	67.9 1400m	0:10.69 1400m	0:13.91 [8] (0:13.91)	11.1L		0:37.29	-4
14	11 <b>MOTION LEGEND</b> Jason Missen	2	68.0 1200m	0:10.62 1400m	0:14.25 [12] (0:14.25)	17.17L		0:38.56	-6

Scratched: Le Heros (#9), Such A Whit (#12), Early Thoughts (#16)





Horse/Jockey Name	Hype
Final Rank	1
Fastest Section Time (Section)	0:10.83 (1400m)
Top Speed [km/h] (Section)	67.0 (1400m)
Race State	Finished



Rockhampton QLD Professional

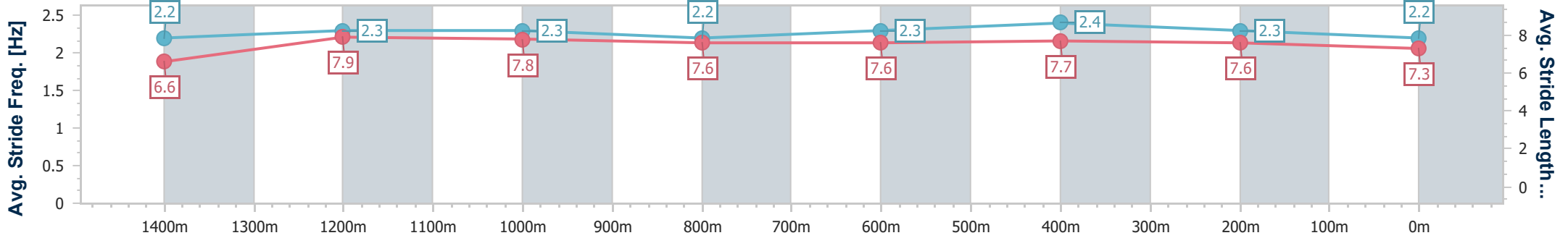
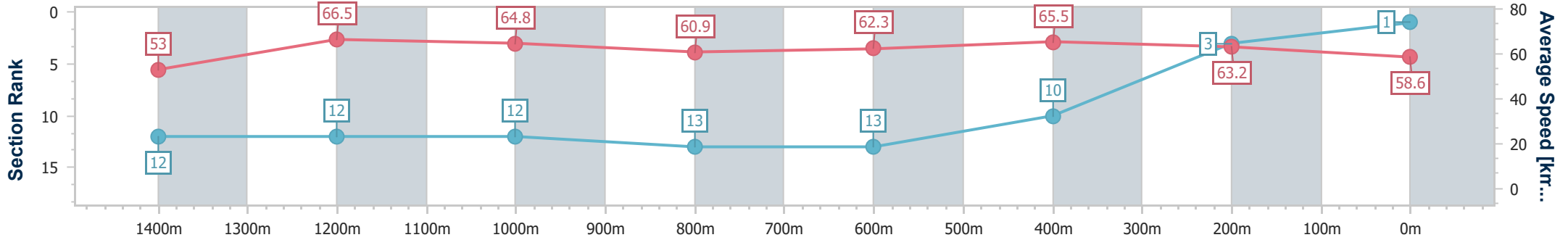
Race 7: TAB ROCKHAMPTON CUP - 1600m

13 July 2024 - 15:49

Track Rating: Soft 5, Weather: Fine, Rail Position: +2.5m Entire



Section	Overall	1400m	1200m	1000m	800m	600m	400m	200m
Section Times	1:34.02 [1] (0:13.58)	1:20.44 [12] (0:10.83)	1:09.61 [12] (0:11.12)	0:58.49 [12] (0:11.86)	0:46.63 [13] (0:11.82)	0:34.81 [13] (0:11.04)	0:23.77 [10] (0:11.38)	0:12.39 [3] (0:12.39)
Average Speed [km/h]	53.0	66.5	64.8	60.9	62.3	65.5	63.2	58.6
Top Speed [km/h]	66.4	67.0	66.7	62.9	65.1	66.3	65.0	60.7
Avg. Dist. to Rail [m]	4.6	0.9	0.8	0.7	2.7	7.9	8.8	5.5
Avg. Stride Freq. [Hz]	2.2	2.3	2.3	2.2	2.3	2.4	2.3	2.2
Avg. Stride Length [m]	6.6	7.9	7.8	7.6	7.6	7.7	7.6	7.3



- [ ] Ranking at each section and finish
- .-.- No data available at this section
- NA No data available



Horse/Jockey Name	Master Jamie
Final Rank	2
Fastest Section Time (Section)	0:10.55 (1400m)
Top Speed [km/h] (Section)	68.5 (1400m)
Race State	Finished



Rockhampton QLD Professional

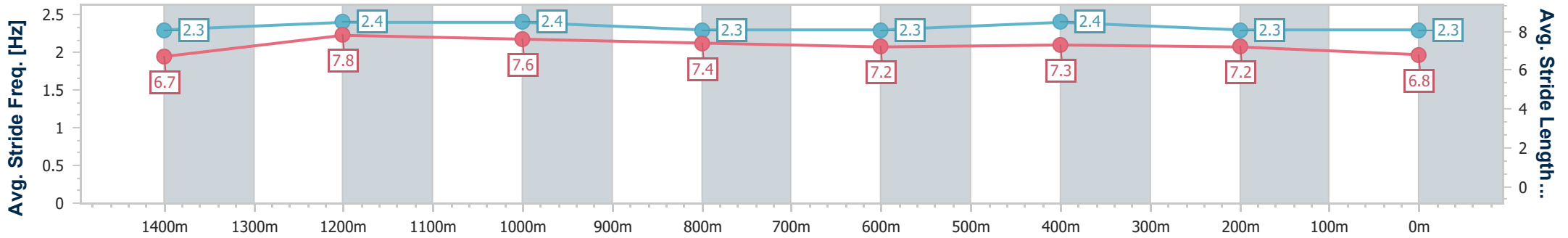
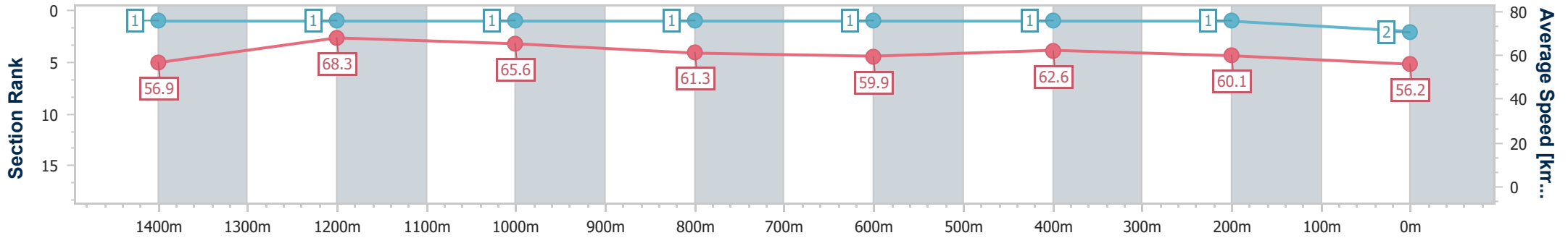
Race 7: TAB ROCKHAMPTON CUP - 1600m

13 July 2024 - 15:49

Track Rating: Soft 5, Weather: Fine, Rail Position: +2.5m Entire



Section	Overall	1400m	1200m	1000m	800m	600m	400m	200m
Section Times	1:34.33 [2] (0:12.66)	1:21.67 [1] (0:10.55)	1:11.12 [1] (0:10.93)	1:00.19 [1] (0:11.63)	0:48.56 [1] (0:12.13)	0:36.43 [1] (0:11.54)	0:24.89 [1] (0:11.99)	0:12.90 [1] (0:12.90)
Average Speed [km/h]	56.9	68.3	65.6	61.3	59.9	62.6	60.1	56.2
Top Speed [km/h]	68.0	68.5	68.4	63.1	62.2	63.6	62.9	58.7
Avg. Dist. to Rail [m]	2.5	2.7	2.5	2.0	1.5	2.8	2.5	3.2
Avg. Stride Freq. [Hz]	2.3	2.4	2.4	2.3	2.3	2.4	2.3	2.3
Avg. Stride Length [m]	6.7	7.8	7.6	7.4	7.2	7.3	7.2	6.8



- [ ] Ranking at each section and finish
- .-.- No data available at this section
- NA No data available



Horse/Jockey Name	Under The Cap
Final Rank	3
Fastest Section Time (Section)	0:10.78 (1400m)
Top Speed [km/h] (Section)	68.1 (1200m)
Race State	Finished



Rockhampton QLD Professional

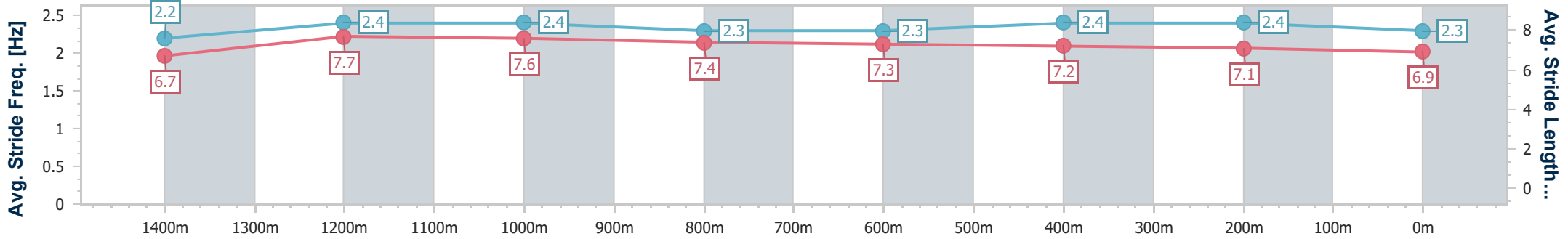
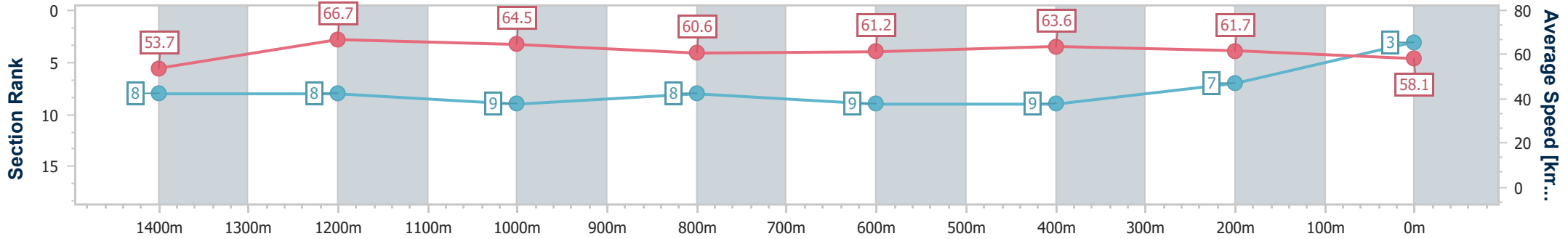
Race 7: TAB ROCKHAMPTON CUP - 1600m

13 July 2024 - 15:49

Track Rating: Soft 5, Weather: Fine, Rail Position: +2.5m Entire



Section	Overall	1400m	1200m	1000m	800m	600m	400m	200m
Section Times	1:34.35 [3] (0:13.41)	1:20.94 [8] (0:10.78)	1:10.16 [8] (0:11.17)	0:58.99 [9] (0:11.75)	0:47.24 [8] (0:11.74)	0:35.50 [9] (0:11.34)	0:24.16 [9] (0:11.66)	0:12.50 [7] (0:12.50)
Average Speed [km/h]	53.7	66.7	64.5	60.6	61.2	63.6	61.7	58.1
Top Speed [km/h]	66.8	68.1	68.1	63.7	62.1	64.9	63.3	60.0
Avg. Dist. to Rail [m]	5.6	0.7	0.4	1.8	1.3	5.8	7.8	6.9
Avg. Stride Freq. [Hz]	2.2	2.4	2.4	2.3	2.3	2.4	2.4	2.3
Avg. Stride Length [m]	6.7	7.7	7.6	7.4	7.3	7.2	7.1	6.9



- [ ] Ranking at each section and finish
- .-.- No data available at this section
- NA No data available



Horse/Jockey Name	Devastate
Final Rank	4
Fastest Section Time (Section)	0:10.61 (1400m)
Top Speed [km/h] (Section)	68.5 (1400m)
Race State	Finished



Rockhampton QLD Professional

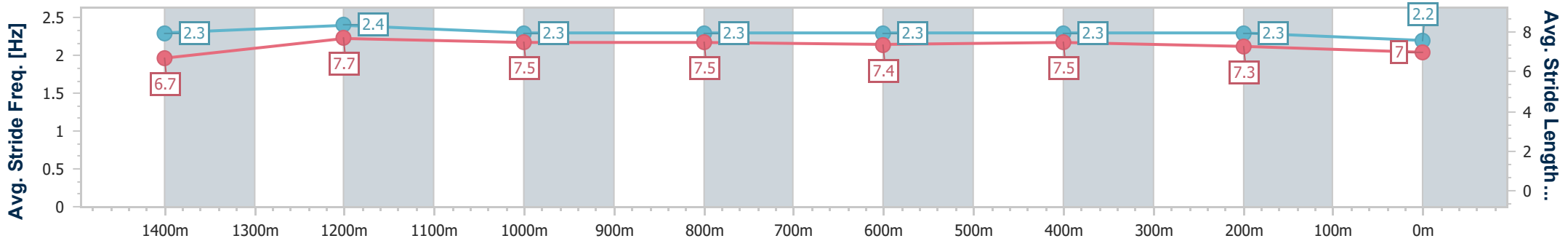
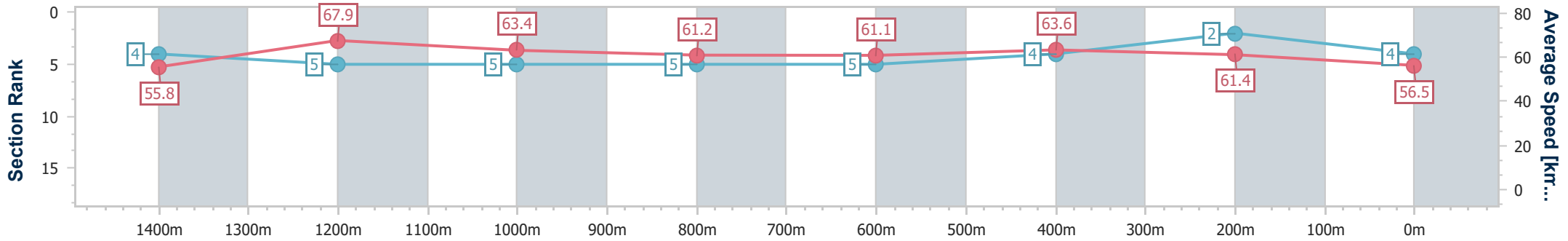
Race 7: TAB ROCKHAMPTON CUP - 1600m

13 July 2024 - 15:49

Track Rating: Soft 5, Weather: Fine, Rail Position: +2.5m Entire



Section	Overall	1400m	1200m	1000m	800m	600m	400m	200m
Section Times	1:34.45 [4] (0:12.89)	1:21.56 [4] (0:10.61)	1:10.95 [5] (0:11.36)	0:59.59 [5] (0:11.74)	0:47.85 [5] (0:11.96)	0:35.89 [5] (0:11.34)	0:24.55 [4] (0:11.71)	0:12.84 [2] (0:12.84)
Average Speed [km/h]	55.8	67.9	63.4	61.2	61.1	63.6	61.4	56.5
Top Speed [km/h]	67.5	68.5	65.9	62.6	62.4	64.7	63.8	59.1
Avg. Dist. to Rail [m]	2.5	1.1	1.0	0.4	1.9	3.5	4.7	4.5
Avg. Stride Freq. [Hz]	2.3	2.4	2.3	2.3	2.3	2.3	2.3	2.2
Avg. Stride Length [m]	6.7	7.7	7.5	7.5	7.4	7.5	7.3	7.0



- [ ] Ranking at each section and finish
- .-.- No data available at this section
- NA No data available



Horse/Jockey Name	Sneak Preview
Final Rank	5
Fastest Section Time (Section)	0:10.83 (1400m)
Top Speed [km/h] (Section)	67.3 (1400m)
Race State	Finished



Rockhampton QLD Professional

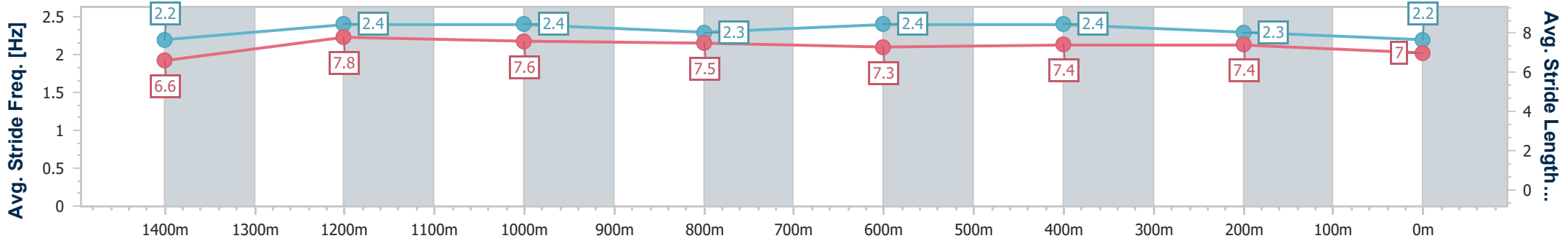
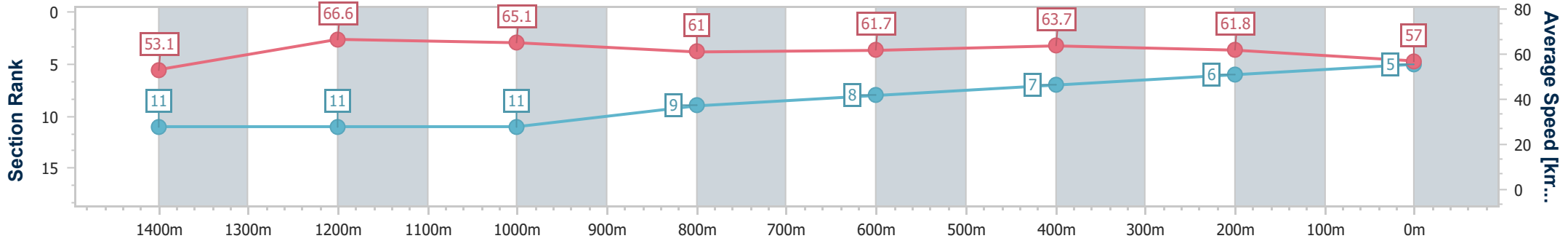
Race 7: TAB ROCKHAMPTON CUP - 1600m

13 July 2024 - 15:49

Track Rating: Soft 5, Weather: Fine, Rail Position: +2.5m Entire



Section	Overall	1400m	1200m	1000m	800m	600m	400m	200m
Section Times	1:34.57 [5] (0:13.57)	1:21.00 [11] (0:10.83)	1:10.17 [11] (0:11.03)	0:59.14 [11] (0:11.72)	0:47.42 [9] (0:11.69)	0:35.73 [8] (0:11.33)	0:24.40 [7] (0:11.65)	0:12.75 [6] (0:12.75)
Average Speed [km/h]	53.1	66.6	65.1	61.0	61.7	63.7	61.8	57.0
Top Speed [km/h]	66.3	67.3	67.3	64.0	63.1	64.7	63.2	60.2
Avg. Dist. to Rail [m]	2.2	0.4	0.8	1.0	1.0	3.2	4.1	3.2
Avg. Stride Freq. [Hz]	2.2	2.4	2.4	2.3	2.4	2.4	2.3	2.2
Avg. Stride Length [m]	6.6	7.8	7.6	7.5	7.3	7.4	7.4	7.0



- [ ] Ranking at each section and finish
- .-.- No data available at this section
- NA No data available



Horse/Jockey Name	Wapiti
Final Rank	6
Fastest Section Time (Section)	0:10.84 (1400m)
Top Speed [km/h] (Section)	67.2 (1200m)
Race State	Finished



Rockhampton QLD Professional

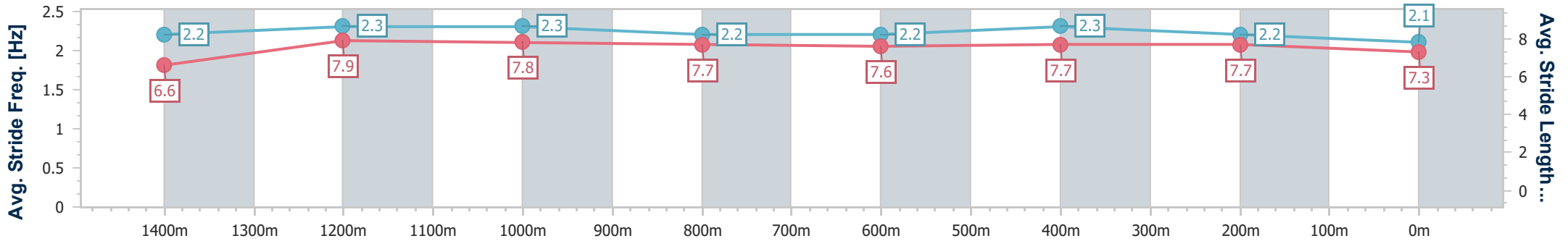
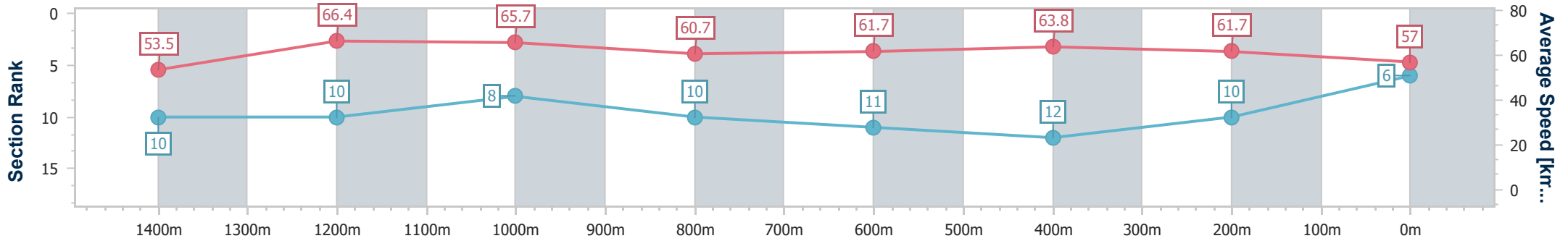
Race 7: TAB ROCKHAMPTON CUP - 1600m

13 July 2024 - 15:49

Track Rating: Soft 5, Weather: Fine, Rail Position: +2.5m Entire



Section	Overall	1400m	1200m	1000m	800m	600m	400m	200m
Section Times	1:34.84 [6] (0:13.45)	1:21.39 [10] (0:10.84)	1:10.55 [10] (0:10.97)	0:59.58 [8] (0:11.90)	0:47.68 [10] (0:11.96)	0:35.72 [11] (0:11.33)	0:24.39 [12] (0:11.66)	0:12.73 [10] (0:12.73)
Average Speed [km/h]	53.5	66.4	65.7	60.7	61.7	63.8	61.7	57.0
Top Speed [km/h]	65.5	66.9	67.2	63.3	64.8	64.8	62.7	58.7
Avg. Dist. to Rail [m]	6.0	0.7	0.3	0.7	3.0	7.5	9.4	7.9
Avg. Stride Freq. [Hz]	2.2	2.3	2.3	2.2	2.2	2.3	2.2	2.1
Avg. Stride Length [m]	6.6	7.9	7.8	7.7	7.6	7.7	7.7	7.3



- [ ] Ranking at each section and finish
- .-.-.- No data available at this section
- NA No data available



Horse/Jockey Name	Cocobrew Express
Final Rank	7
Fastest Section Time (Section)	0:10.43 (1400m)
Top Speed [km/h] (Section)	68.4 (1400m)
Race State	Finished



Rockhampton QLD Professional

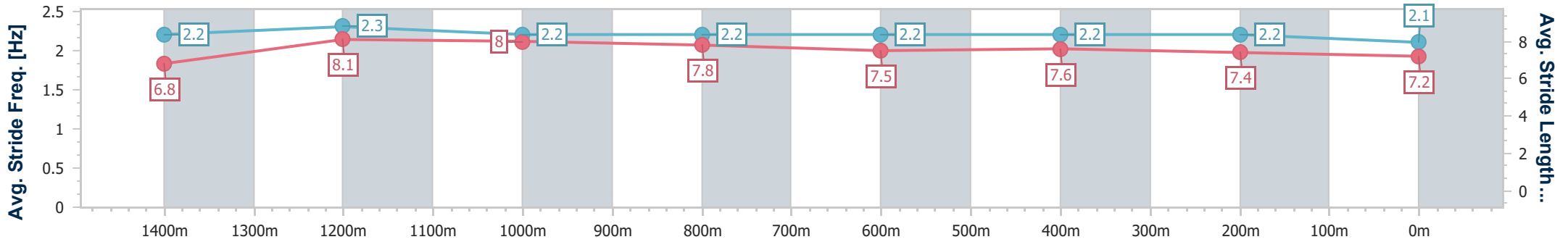
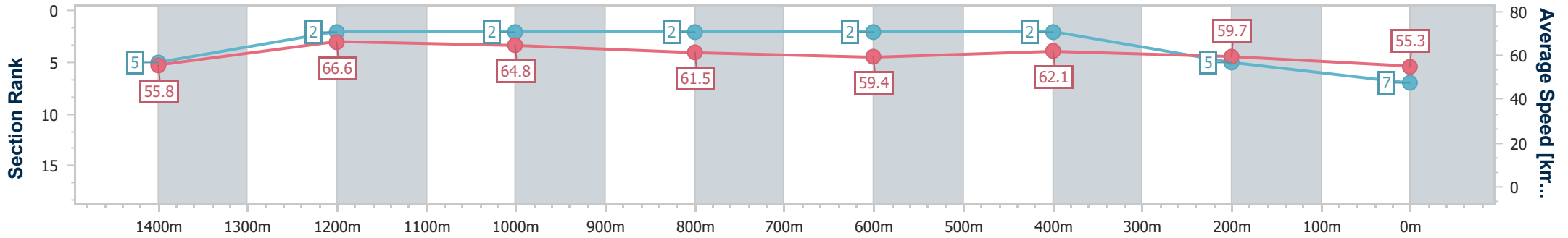
Race 7: TAB ROCKHAMPTON CUP - 1600m

13 July 2024 - 15:49

Track Rating: Soft 5, Weather: Fine, Rail Position: +2.5m Entire



Section	Overall	1400m	1200m	1000m	800m	600m	400m	200m
Section Times	1:34.89 [7] (0:12.91)	1:21.98 [5] (0:10.43)	1:11.55 [2] (0:11.07)	1:00.48 [2] (0:11.51)	0:48.97 [2] (0:12.16)	0:36.81 [2] (0:11.61)	0:25.20 [2] (0:12.08)	0:13.12 [5] (0:13.12)
Average Speed [km/h]	55.8	66.6	64.8	61.5	59.4	62.1	59.7	55.3
Top Speed [km/h]	67.7	68.4	68.0	63.1	61.4	62.7	61.9	57.4
Avg. Dist. to Rail [m]	2.6	1.3	2.1	3.0	1.5	2.7	2.7	2.0
Avg. Stride Freq. [Hz]	2.2	2.3	2.2	2.2	2.2	2.2	2.2	2.1
Avg. Stride Length [m]	6.8	8.1	8.0	7.8	7.5	7.6	7.4	7.2



- [ ] Ranking at each section and finish
- .-.- No data available at this section
- NA No data available



Horse/Jockey Name	Namazu
Final Rank	8
Fastest Section Time (Section)	0:10.63 (1400m)
Top Speed [km/h] (Section)	68.4 (1400m)
Race State	Finished



Rockhampton QLD Professional

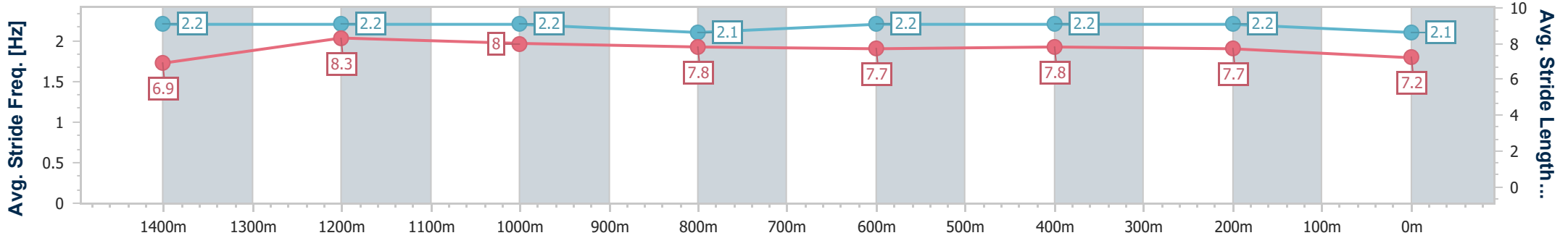
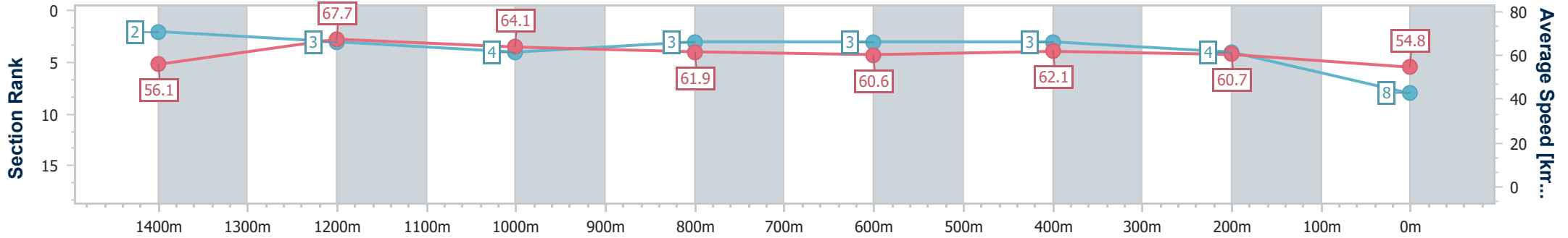
Race 7: TAB ROCKHAMPTON CUP - 1600m

13 July 2024 - 15:49

Track Rating: Soft 5, Weather: Fine, Rail Position: +2.5m Entire



Section	Overall	1400m	1200m	1000m	800m	600m	400m	200m
Section Times	1:34.96 [8] (0:12.84)	1:22.12 [2] (0:10.63)	1:11.49 [3] (0:11.22)	1:00.27 [4] (0:11.54)	0:48.73 [3] (0:12.00)	0:36.73 [3] (0:11.63)	0:25.10 [3] (0:11.88)	0:13.22 [4] (0:13.22)
Average Speed [km/h]	56.1	67.7	64.1	61.9	60.6	62.1	60.7	54.8
Top Speed [km/h]	67.4	68.4	66.2	63.2	61.1	62.6	62.7	58.0
Avg. Dist. to Rail [m]	0.9	0.2	0.4	1.1	1.4	3.8	5.2	4.9
Avg. Stride Freq. [Hz]	2.2	2.2	2.2	2.1	2.2	2.2	2.2	2.1
Avg. Stride Length [m]	6.9	8.3	8.0	7.8	7.7	7.8	7.7	7.2



- [ ] Ranking at each section and finish
- .-.- No data available at this section
- NA No data available





Horse/Jockey Name	Major Artie
Final Rank	9
Fastest Section Time (Section)	0:10.60 (1400m)
Top Speed [km/h] (Section)	68.8 (1400m)
Race State	Finished



Rockhampton QLD Professional

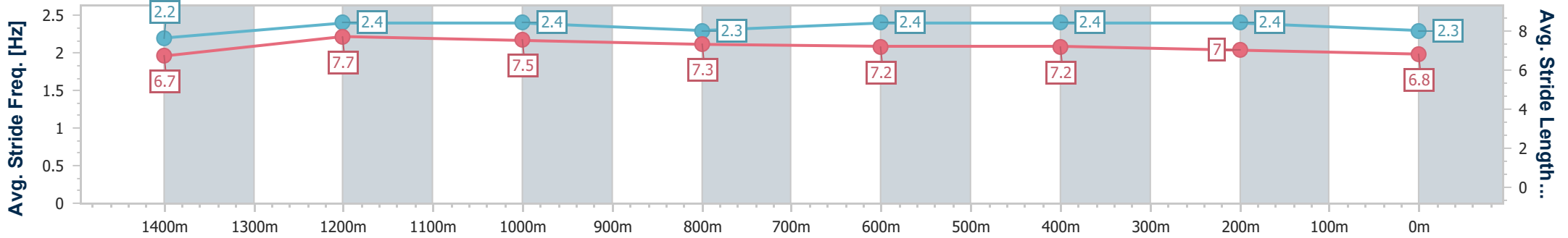
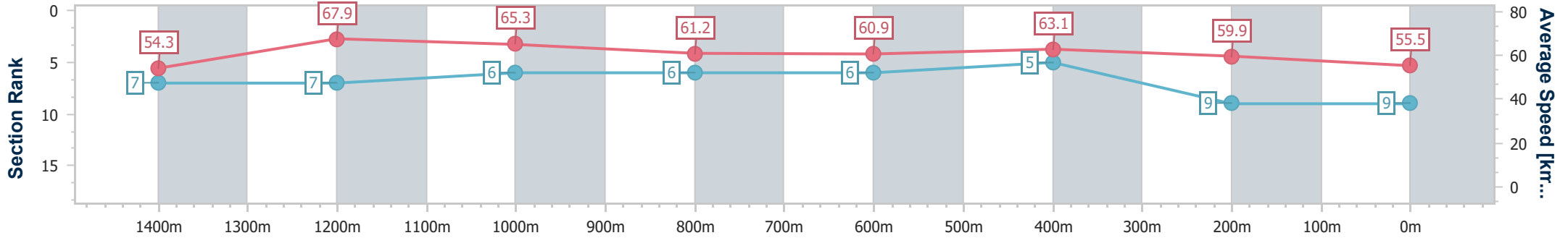
Race 7: TAB ROCKHAMPTON CUP - 1600m

13 July 2024 - 15:49

Track Rating: Soft 5, Weather: Fine, Rail Position: +2.5m Entire



Section	Overall	1400m	1200m	1000m	800m	600m	400m	200m
Section Times	1:35.17 [9] (0:13.27)	1:21.90 [7] (0:10.60)	1:11.30 [7] (0:11.02)	1:00.28 [6] (0:11.72)	0:48.56 [6] (0:12.01)	0:36.55 [6] (0:11.43)	0:25.12 [5] (0:12.02)	0:13.10 [9] (0:13.10)
Average Speed [km/h]	54.3	67.9	65.3	61.2	60.9	63.1	59.9	55.5
Top Speed [km/h]	66.1	68.8	67.8	63.5	63.2	63.6	62.8	58.2
Avg. Dist. to Rail [m]	4.3	1.0	0.9	0.7	2.0	4.9	6.1	5.9
Avg. Stride Freq. [Hz]	2.2	2.4	2.4	2.3	2.4	2.4	2.4	2.3
Avg. Stride Length [m]	6.7	7.7	7.5	7.3	7.2	7.2	7.0	6.8



- [ ] Ranking at each section and finish
- .-.- No data available at this section
- NA No data available



Horse/Jockey Name	Maurice's Medad
Final Rank	10
Fastest Section Time (Section)	0:11.01 (1400m)
Top Speed [km/h] (Section)	66.0 (1400m)
Race State	Finished



Rockhampton QLD Professional

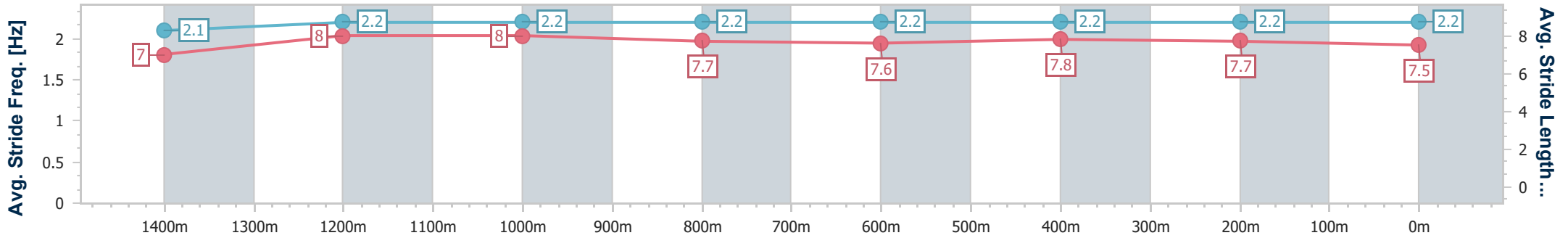
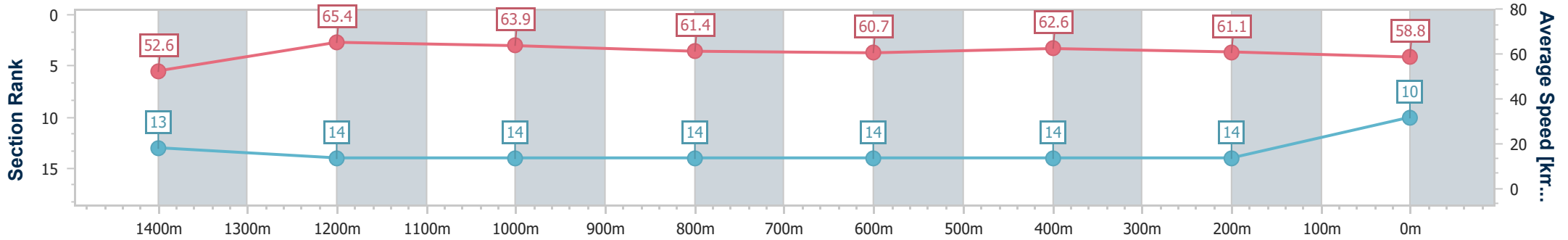
Race 7: TAB ROCKHAMPTON CUP - 1600m

13 July 2024 - 15:49

Track Rating: Soft 5, Weather: Fine, Rail Position: +2.5m Entire



Section	Overall	1400m	1200m	1000m	800m	600m	400m	200m
Section Times	1:35.26 [10] (0:13.72)	1:21.54 [13] (0:11.01)	1:10.53 [14] (0:11.26)	0:59.27 [14] (0:11.66)	0:47.61 [14] (0:11.90)	0:35.71 [14] (0:11.54)	0:24.17 [14] (0:11.78)	0:12.39 [14] (0:12.39)
Average Speed [km/h]	52.6	65.4	63.9	61.4	60.7	62.6	61.1	58.8
Top Speed [km/h]	63.6	66.0	65.4	64.4	61.2	64.1	62.0	60.0
Avg. Dist. to Rail [m]	7.9	0.3	0.2	0.6	0.9	2.0	2.7	4.0
Avg. Stride Freq. [Hz]	2.1	2.2	2.2	2.2	2.2	2.2	2.2	2.2
Avg. Stride Length [m]	7.0	8.0	8.0	7.7	7.6	7.8	7.7	7.5



- [ ] Ranking at each section and finish
- .-.- No data available at this section
- NA No data available



Horse/Jockey Name	Moenave
Final Rank	11
Fastest Section Time (Section)	0:10.84 (1400m)
Top Speed [km/h] (Section)	66.9 (1400m)
Race State	Finished



Rockhampton QLD Professional

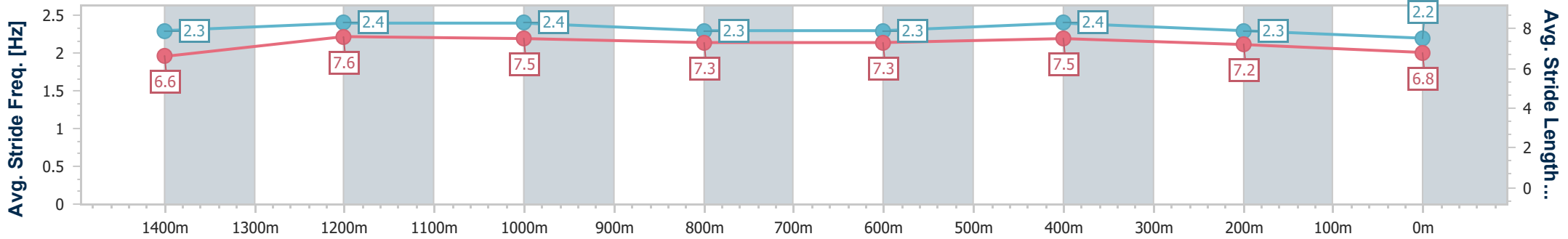
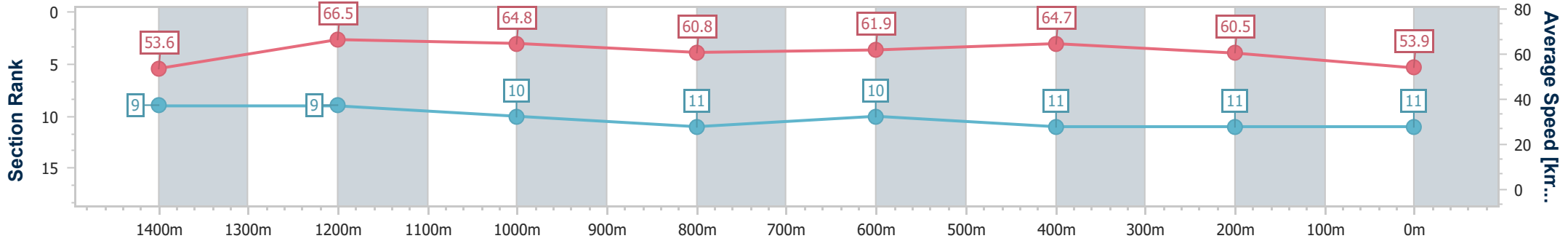
Race 7: TAB ROCKHAMPTON CUP - 1600m

13 July 2024 - 15:49

Track Rating: Soft 5, Weather: Fine, Rail Position: +2.5m Entire



Section	Overall	1400m	1200m	1000m	800m	600m	400m	200m
Section Times	1:35.64 [11] (0:13.43)	1:22.21 [9] (0:10.84)	1:11.37 [9] (0:11.12)	1:00.25 [10] (0:11.83)	0:48.42 [11] (0:11.88)	0:36.54 [10] (0:11.16)	0:25.38 [11] (0:11.90)	0:13.48 [11] (0:13.48)
Average Speed [km/h]	53.6	66.5	64.8	60.8	61.9	64.7	60.5	53.9
Top Speed [km/h]	66.6	66.9	66.5	62.6	64.1	66.1	63.8	58.0
Avg. Dist. to Rail [m]	3.2	0.3	0.5	0.3	2.7	5.3	6.6	6.8
Avg. Stride Freq. [Hz]	2.3	2.4	2.4	2.3	2.3	2.4	2.3	2.2
Avg. Stride Length [m]	6.6	7.6	7.5	7.3	7.3	7.5	7.2	6.8



- [ ] Ranking at each section and finish
- .-.- No data available at this section
- NA No data available



Horse/Jockey Name	Fortified
Final Rank	12
Fastest Section Time (Section)	0:10.88 (1400m)
Top Speed [km/h] (Section)	67.1 (1400m)
Race State	Finished



Rockhampton QLD Professional

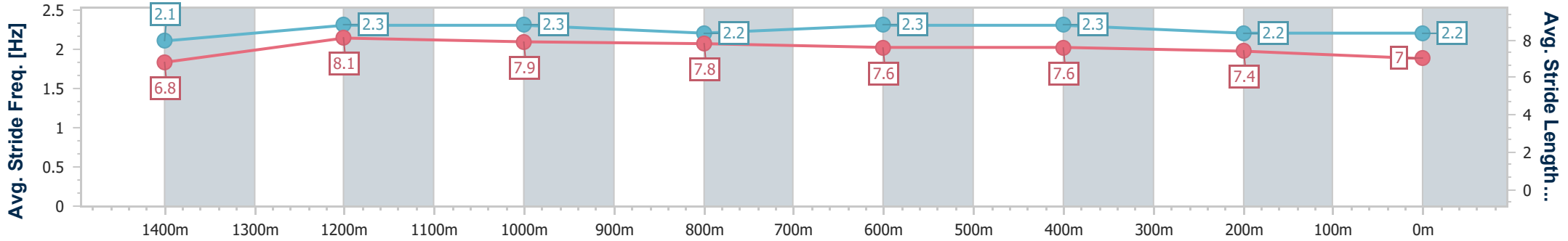
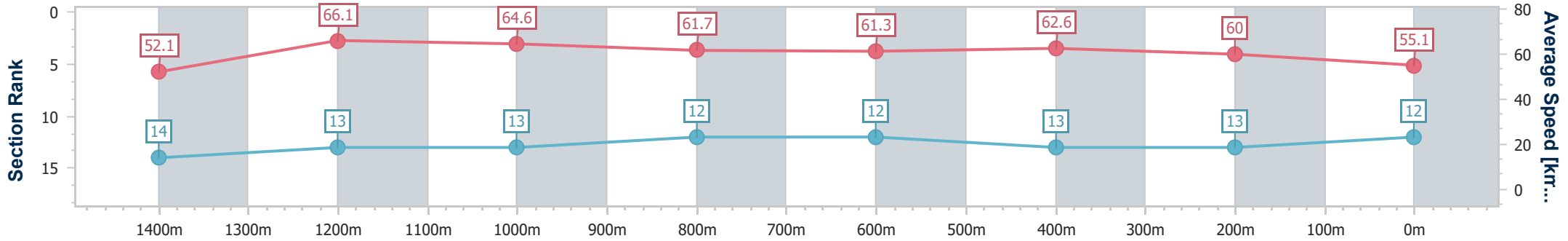
Race 7: TAB ROCKHAMPTON CUP - 1600m

13 July 2024 - 15:49

Track Rating: Soft 5, Weather: Fine, Rail Position: +2.5m Entire



Section	Overall	1400m	1200m	1000m	800m	600m	400m	200m
Section Times	1:35.88 [12] (0:13.84)	1:22.04 [14] (0:10.88)	1:11.16 [13] (0:11.10)	1:00.06 [13] (0:11.56)	0:48.50 [12] (0:11.77)	0:36.73 [12] (0:11.54)	0:25.19 [13] (0:12.00)	0:13.19 [13] (0:13.19)
Average Speed [km/h]	52.1	66.1	64.6	61.7	61.3	62.6	60.0	55.1
Top Speed [km/h]	65.7	67.1	65.7	64.0	62.7	63.2	62.0	57.3
Avg. Dist. to Rail [m]	2.7	1.4	1.8	1.9	1.3	4.8	9.2	9.5
Avg. Stride Freq. [Hz]	2.1	2.3	2.3	2.2	2.3	2.3	2.2	2.2
Avg. Stride Length [m]	6.8	8.1	7.9	7.8	7.6	7.6	7.4	7.0



- [ ] Ranking at each section and finish
- .-.- No data available at this section
- NA No data available



Horse/Jockey Name	Enuff He Said
Final Rank	13
Fastest Section Time (Section)	0:10.69 (1400m)
Top Speed [km/h] (Section)	67.9 (1400m)
Race State	Finished



Rockhampton QLD Professional

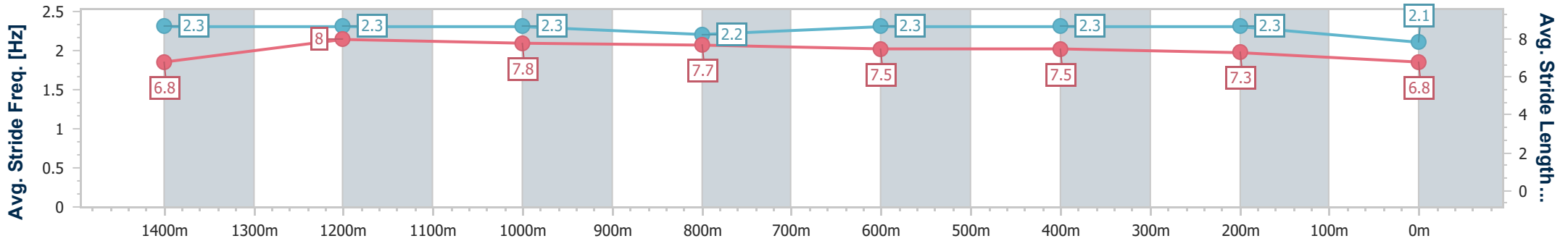
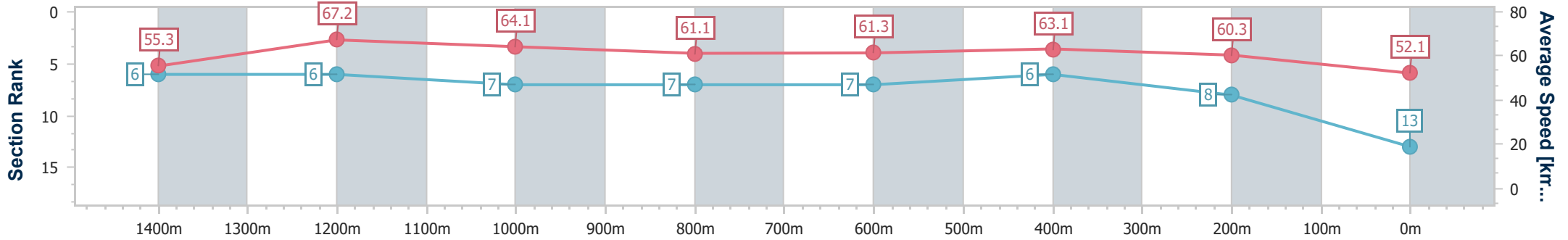
Race 7: TAB ROCKHAMPTON CUP - 1600m

13 July 2024 - 15:49

Track Rating: Soft 5, Weather: Fine, Rail Position: +2.5m Entire



Section	Overall	1400m	1200m	1000m	800m	600m	400m	200m
Section Times	1:35.91 [13] (0:13.04)	1:22.87 [6] (0:10.69)	1:12.18 [6] (0:11.23)	1:00.95 [7] (0:11.72)	0:49.23 [7] (0:11.94)	0:37.29 [7] (0:11.44)	0:25.85 [6] (0:11.94)	0:13.91 [8] (0:13.91)
Average Speed [km/h]	55.3	67.2	64.1	61.1	61.3	63.1	60.3	52.1
Top Speed [km/h]	67.1	67.9	66.7	62.5	62.6	63.7	62.8	57.7
Avg. Dist. to Rail [m]	1.1	0.5	1.0	0.9	2.2	5.7	7.1	7.1
Avg. Stride Freq. [Hz]	2.3	2.3	2.3	2.2	2.3	2.3	2.3	2.1
Avg. Stride Length [m]	6.8	8.0	7.8	7.7	7.5	7.5	7.3	6.8



- [ ] Ranking at each section and finish
- .-.- No data available at this section
- NA No data available



Horse/Jockey Name	Motion Legend
Final Rank	14
Fastest Section Time (Section)	0:10.62 (1400m)
Top Speed [km/h] (Section)	68.0 (1200m)
Race State	Finished



Rockhampton QLD Professional

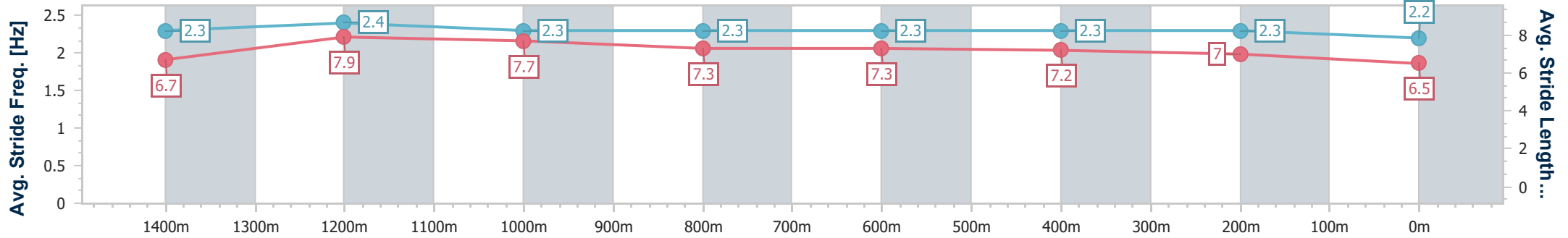
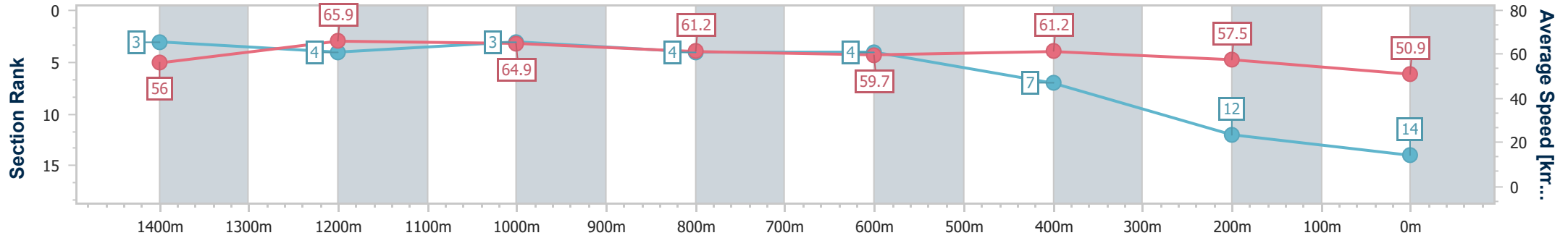
Race 7: TAB ROCKHAMPTON CUP - 1600m

13 July 2024 - 15:49

Track Rating: Soft 5, Weather: Fine, Rail Position: +2.5m Entire



Section	Overall	1400m	1200m	1000m	800m	600m	400m	200m
Section Times	1:36.94 [14] (0:12.86)	1:24.08 [3] (0:10.62)	1:13.46 [4] (0:11.09)	1:02.37 [3] (0:11.70)	0:50.67 [4] (0:12.11)	0:38.56 [4] (0:11.79)	0:26.77 [7] (0:12.52)	0:14.25 [12] (0:14.25)
Average Speed [km/h]	56.0	65.9	64.9	61.2	59.7	61.2	57.5	50.9
Top Speed [km/h]	67.1	67.7	68.0	62.9	60.6	61.8	60.2	54.8
Avg. Dist. to Rail [m]	0.5	1.0	1.3	0.8	0.8	1.4	1.6	1.7
Avg. Stride Freq. [Hz]	2.3	2.4	2.3	2.3	2.3	2.3	2.3	2.2
Avg. Stride Length [m]	6.7	7.9	7.7	7.3	7.3	7.2	7.0	6.5



- [ ] Ranking at each section and finish
- .-.- No data available at this section
- NA No data available