



Doomben QLD Professional

Race 9: LADBROKE IT! BENCHMARK 85 Handicap - 1350m

13 July 2024 - 16:44



BRISBANE
RACING CLUB

Track Rating: Soft 6, Weather: Overcast, Rail Position: +0.5m Entire

Section													
Field Times	Overall	1200m	1000m	800m	600m	400m	Last 600m						
	1:20.59 (0:10.88)	1:09.71 (0:10.65)	0:59.06 (0:10.99)	0:48.07 (0:12.03)	0:36.04 (0:12.24)	0:23.80 (0:11.71)	0:36.04						
Rank	TAB	Horse/Jockey	Barrier	Top Speed [km/h]	Fastest Section							Distance Travelled [m]	
1	14	ATLANTIC OCEAN Jake Bayliss	2	67.7 1200m	0:10.89 1200m	1:20.59 [1] (0:11.08)	1:09.51 [6] (0:10.89)	0:58.62 [6] (0:11.21)	0:47.41 [6] (0:11.93)	0:35.48 [6] (0:12.09)	0:23.39 [6] (0:11.42)	0:35.48	
2	12	FLYING TRAPEZE Ron Stewart	11	66.9 1200m	0:10.92 1200m	1:20.59 [2] (0:11.20)	1:09.39 [7] (0:10.92)	0:58.47 [8] (0:11.18)	0:47.29 [7] (0:12.04)	0:35.25 [7] (0:12.05)	0:23.20 [8] (0:11.35)	0:35.25	+7
3	13	BOODUA ROMANCE Georgina Cartwright	10	68.5 1200m	0:10.65 1200m	1:20.67 [3] (0:10.88)	1:09.79 [1] (0:10.65)	0:59.14 [1] (0:10.99)	0:48.15 [1] (0:12.03)	0:36.12 [1] (0:12.24)	0:23.88 [1] (0:11.71)	0:36.12	+1
4	9	BLAKMAX Angela Jones	6	67.5 1200m	0:10.77 1200m	1:20.86 [4] (0:10.98)	1:09.88 [4] (0:10.77)	0:59.11 [3] (0:11.08)	0:48.03 [4] (0:12.05)	0:35.98 [4] (0:12.05)	0:23.93 [2] (0:11.66)	0:35.98	+3
5	15	MAHAGONI Samantha Collett	5	65.7 1200m	0:11.08 1200m	1:20.88 [5] (0:11.36)	1:09.52 [10] (0:11.08)	0:58.44 [10] (0:11.22)	0:47.22 [9] (0:11.92)	0:35.30 [9] (0:12.04)	0:23.26 [9] (0:11.36)	0:35.30	+5
6	10	CRAZY TRAIN Andrew Mallyon	8	68.2 1000m	0:10.80 1200m	1:20.89 [6] (0:10.96)	1:09.93 [3] (0:10.80)	0:59.13 [4] (0:10.95)	0:48.18 [3] (0:12.01)	0:36.17 [2] (0:12.23)	0:23.94 [3] (0:11.62)	0:36.17	+7
7	8	BUILT Boris Thornton	1	66.7 1200m	0:11.06 1200m	1:20.92 [7] (0:11.30)	1:09.62 [9] (0:11.06)	0:58.56 [9] (0:11.32)	0:47.24 [10] (0:11.99)	0:35.25 [10] (0:11.97)	0:23.28 [10] (0:11.26)	0:35.25	+5
8	4	PIZARRO Jag Guthmann-Chester	12	66.6 1000m	0:11.01 1200m	1:20.99 [8] (0:11.67)	1:09.32 [11] (0:11.01)	0:58.31 [11] (0:11.24)	0:47.07 [11] (0:11.83)	0:35.24 [11] (0:12.09)	0:23.15 [11] (0:11.31)	0:35.24	+8
9	7	SAILOR'S SECRET Cejay Graham	4	68.7 1200m	0:10.62 1200m	1:21.01 [9] (0:10.99)	1:10.02 [5] (0:10.62)	0:59.40 [2] (0:11.04)	0:48.36 [2] (0:12.19)	0:36.17 [3] (0:12.19)	0:23.98 [4] (0:11.63)	0:36.17	+8
10	2	SEA RAIDER Marnu Potgieter	9	68.9 1200m	0:10.80 1200m	1:21.18 [10] (0:11.27)	1:09.91 [8] (0:10.80)	0:59.11 [7] (0:11.27)	0:47.84 [8] (0:12.00)	0:35.84 [8] (0:11.99)	0:23.85 [7] (0:11.56)	0:35.84	+3

Scratched: The Vowels (#3), Sha Of Gomer (#16), Denied (#11), Mr Maestro (#1), Rockribbed (#6)

Report Created: Sat 13 July 2024 17:08 GMT+10 (Note: Timing is based on position data)

Page 1/15

[] Ranking at each section and finish
 -:-:- No data available at this section
 NA No data available

SCN Saddle cloth number
 DNF Did not finish
 DNT Did not track

data processed by TRIPLES DATA



Doomben QLD Professional

Race 9: LADBROKE IT! BENCHMARK 85 Handicap - 1350m

13 July 2024 - 16:44



BRISBANE
RACING CLUB

Track Rating: Soft 6, Weather: Overcast, Rail Position: +0.5m Entire

Section	Overall	1200m	1000m	800m	600m	400m	Last 600m
Field Times	1:20.59 (0:10.88)	1:09.71 (0:10.65)	0:59.06 (0:10.99)	0:48.07 (0:12.03)	0:36.04 (0:12.24)	0:23.80 (0:11.71)	0:36.04

Rank	TAB	Horse/Jockey	Barrier	Top Speed [km/h]	Fastest Section	Distance Travelled [m]
11	5	DEVIL'S THROAT	7	67.2	0:10.93	
		Kyle Wilson-Taylor		1200m	Overall	+6

Scratched: The Vowels (#3), Sha Of Gomer (#16), Denied (#11), Mr Maestro (#1), Rockribbed (#6)

[] Ranking at each section and finish
 -:-:-:- No data available at this section
 NA No data available

SCN Saddle cloth number
 DNF Did not finish
 DNT Did not track



Doomben QLD Professional

Race 9: LADBROKE IT! BENCHMARK 85 Handicap - 1350m

13 July 2024 - 16:44



BRISBANE
RACING CLUB

Track Rating: Soft 6, Weather: Overcast, Rail Position: +0.5m Entire

Section							200m			Last 600m	
Field Times							0:12.09			0:36.04	
Rank	TAB	Horse/Jockey	Barrier	Top Speed [km/h]	Fastest Section	Margin				Distance Travelled [m]	
1	14	ATLANTIC OCEAN Jake Bayliss	2	67.7 1200m	0:10.89 1200m	0:11.97 [4] (0:11.97)	1:20.59			0:35.48	
2	12	FLYING TRAPEZE Ron Stewart	11	66.9 1200m	0:10.92 1200m	0:11.85 [6] (0:11.85)	0.01L			0:35.25	+7
3	13	BOODUA ROMANCE Georgina Cartwright	10	68.5 1200m	0:10.65 1200m	0:12.17 [1] (0:12.17)	0.45L			0:36.12	+1
4	9	BLAKMAX Angela Jones	6	67.5 1200m	0:10.77 1200m	0:12.27 [3] (0:12.27)	1.62L			0:35.98	+3
5	15	MAHAGONI Samantha Collett	5	65.7 1200m	0:11.08 1200m	0:11.90 [10] (0:11.90)	1.71L			0:35.30	+5
6	10	CRAZY TRAIN Andrew Mallyon	8	68.2 1000m	0:10.80 1200m	0:12.32 [2] (0:12.32)	1.76L			0:36.17	+7
7	8	BUILT Boris Thornton	1	66.7 1200m	0:11.06 1200m	0:12.02 [9] (0:12.02)	1.95L			0:35.25	+5
8	4	PIZARRO Jag Guthmann-Chester	12	66.6 1000m	0:11.01 1200m	0:11.84 [11] (0:11.84)	2.34L			0:35.24	+8
9	7	SAILOR'S SECRET Cejay Graham	4	68.7 1200m	0:10.62 1200m	0:12.35 [5] (0:12.35)	2.45L			0:36.17	+8
10	2	SEA RAIDER Marnu Potgieter	9	68.9 1200m	0:10.80 1200m	0:12.29 [8] (0:12.29)	3.47L			0:35.84	+3

Scratched: The Vowels (#3), Sha Of Gomer (#16), Denied (#11), Mr Maestro (#1), Rockribbed (#6)

Report Created: Sat 13 July 2024 17:08 GMT+10 (Note: Timing is based on position data)

Page 3/15

[] Ranking at each section and finish
 -:-:- No data available at this section
 NA No data available

SCN Saddle cloth number
 DNF Did not finish
 DNT Did not track

data processed by  **TRIPLES DATA**



Doomben QLD Professional

Race 9: LADBROKE IT! BENCHMARK 85 Handicap - 1350m

13 July 2024 - 16:44



BRISBANE
RACING CLUB

Track Rating: Soft 6, Weather: Overcast, Rail Position: +0.5m Entire

Section	200m						Last 600m		
Field Times	0:12.09 (0:12.09)						0:36.04		
Rank	TAB	Horse/Jockey	Barrier	Top Speed [km/h]	Fastest Section	Margin	Distance Travelled [m]		
11	5	DEVIL'S THROAT	7	67.2	0:10.93	0:12.51 [7]	3.93L	0:36.21	+6
		Kyle Wilson-Taylor		1200m	Overall	(0:12.51)			

Scratched: The Vowels (#3), Sha Of Gomer (#16), Denied (#11), Mr Maestro (#1), Rockribbed (#6)

[] Ranking at each section and finish
 -:-:- No data available at this section
 NA No data available

SCN Saddle cloth number
 DNF Did not finish
 DNT Did not track



Horse/Jockey Name	Atlantic Ocean
Final Rank	1
Fastest Section Time (Section)	0:10.89 (1200m)
Top Speed [km/h] (Section)	67.7 (1200m)
Race State	Finished

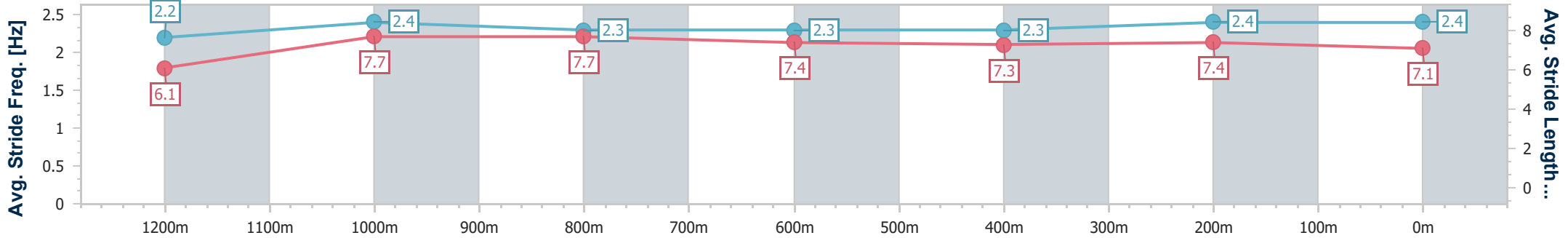
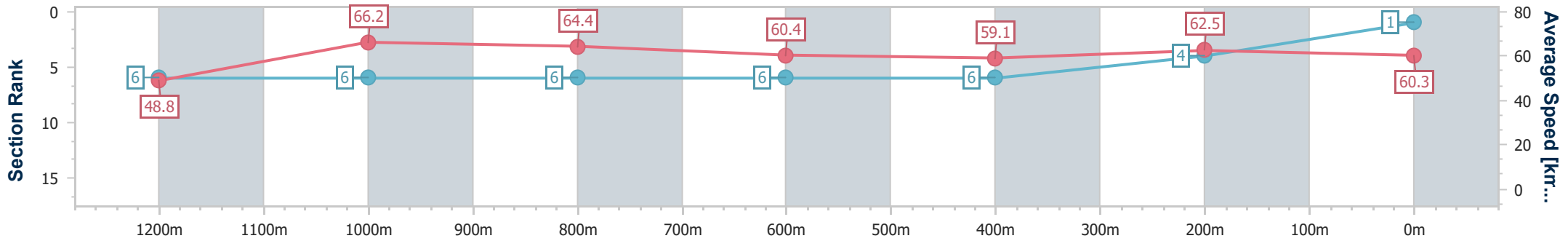


Doomben QLD Professional
Race 9: LADBROKE IT! BENCHMARK 85 Handicap - 1350m
 13 July 2024 - 16:44
 Track Rating: Soft 6, Weather: Overcast, Rail Position: +0.5m Entire



BRISBANE
RACING CLUB

Section	Overall	1200m	1000m	800m	600m	400m	200m
Section Times	1:20.59 [1] (0:11.08)	1:09.51 [6] (0:10.89)	0:58.62 [6] (0:11.21)	0:47.41 [6] (0:11.93)	0:35.48 [6] (0:12.09)	0:23.39 [6] (0:11.42)	0:11.97 [4] (0:11.97)
Average Speed [km/h]	48.8	66.2	64.4	60.4	59.1	62.5	60.3
Top Speed [km/h]	64.5	67.7	66.5	62.7	59.9	64.7	63.1
Avg. Dist. to Rail [m]	3.0	2.6	1.6	0.6	1.6	1.5	1.6
Avg. Stride Freq. [Hz]	2.2	2.4	2.3	2.3	2.3	2.4	2.4
Avg. Stride Length [m]	6.1	7.7	7.7	7.4	7.3	7.4	7.1



- [] Ranking at each section and finish
- .-.- No data available at this section
- NA No data available



Horse/Jockey Name	Flying Trapeze
Final Rank	2
Fastest Section Time (Section)	0:10.92 (1200m)
Top Speed [km/h] (Section)	66.9 (1200m)
Race State	Finished

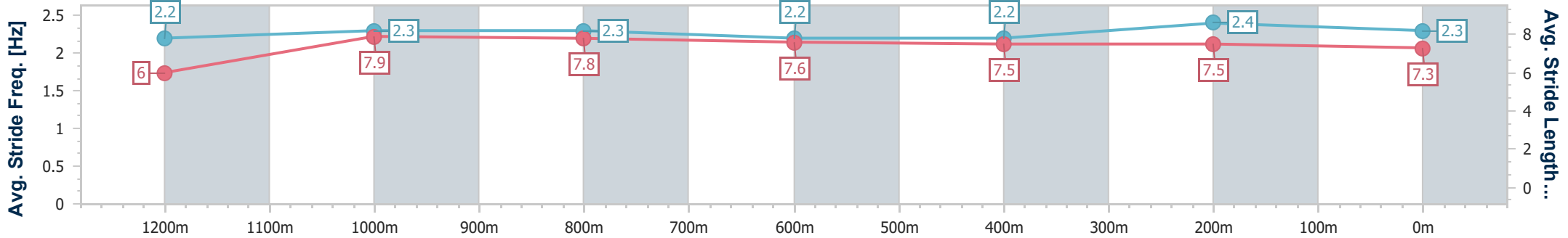
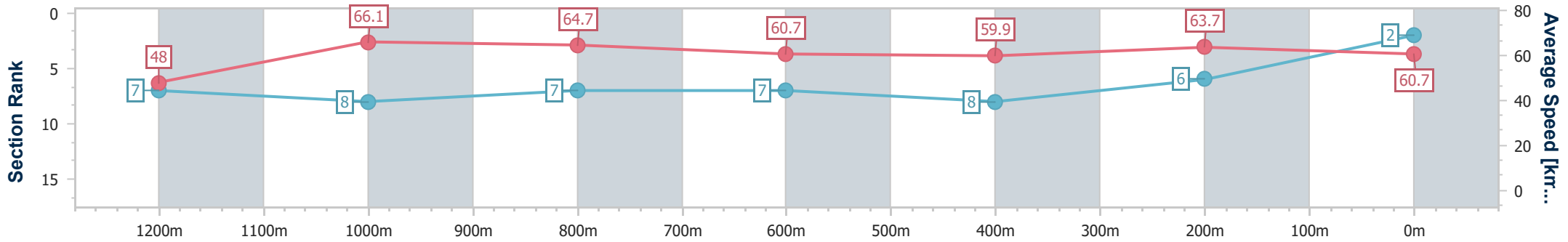


Doomben QLD Professional
Race 9: LADBROKE IT! BENCHMARK 85 Handicap - 1350m
 13 July 2024 - 16:44
 Track Rating: Soft 6, Weather: Overcast, Rail Position: +0.5m Entire



BRISBANE
RACING CLUB

Section	Overall	1200m	1000m	800m	600m	400m	200m
Section Times	1:20.59 [2] (0:11.20)	1:09.39 [7] (0:10.92)	0:58.47 [8] (0:11.18)	0:47.29 [7] (0:12.04)	0:35.25 [7] (0:12.05)	0:23.20 [8] (0:11.35)	0:11.85 [6]
Average Speed [km/h]	48.0	66.1	64.7	60.7	59.9	63.7	60.7
Top Speed [km/h]	64.5	66.9	66.0	63.4	61.1	65.9	64.3
Avg. Dist. to Rail [m]	10.1	4.2	2.9	2.3	1.0	4.1	7.2
Avg. Stride Freq. [Hz]	2.2	2.3	2.3	2.2	2.2	2.4	2.3
Avg. Stride Length [m]	6.0	7.9	7.8	7.6	7.5	7.5	7.3



- [] Ranking at each section and finish
- .-.- No data available at this section
- NA No data available



Horse/Jockey Name	Boodua Romance
Final Rank	3
Fastest Section Time (Section)	0:10.65 (1200m)
Top Speed [km/h] (Section)	68.5 (1200m)
Race State	Finished

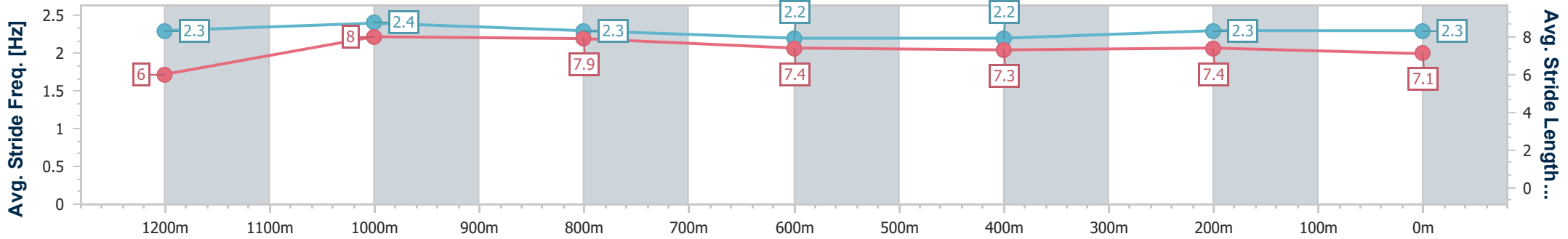
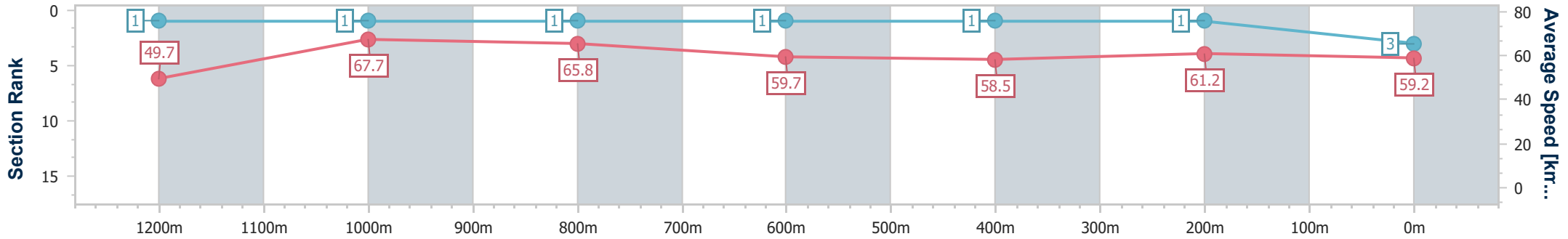


Doomben QLD Professional
Race 9: LADBROKE IT! BENCHMARK 85 Handicap - 1350m
 13 July 2024 - 16:44
 Track Rating: Soft 6, Weather: Overcast, Rail Position: +0.5m Entire



BRISBANE
RACING CLUB

Section	Overall	1200m	1000m	800m	600m	400m	200m
Section Times	1:20.67 [3] (0:10.88)	1:09.79 [1] (0:10.65)	0:59.14 [1] (0:10.99)	0:48.15 [1] (0:12.03)	0:36.12 [1] (0:12.24)	0:23.88 [1] (0:11.71)	0:12.17 [1] (0:12.17)
Average Speed [km/h]	49.7	67.7	65.8	59.7	58.5	61.2	59.2
Top Speed [km/h]	66.2	68.5	67.7	61.6	59.7	62.2	62.2
Avg. Dist. to Rail [m]	9.9	5.8	2.1	0.4	1.2	1.2	2.7
Avg. Stride Freq. [Hz]	2.3	2.4	2.3	2.2	2.2	2.3	2.3
Avg. Stride Length [m]	6.0	8.0	7.9	7.4	7.3	7.4	7.1



- [] Ranking at each section and finish
- .-.- No data available at this section
- NA No data available



Horse/Jockey Name	Blakmax
Final Rank	4
Fastest Section Time (Section)	0:10.77 (1200m)
Top Speed [km/h] (Section)	67.5 (1200m)
Race State	Finished



Doomben QLD Professional

Race 9: LADBROKE IT! BENCHMARK 85 Handicap - 1350m

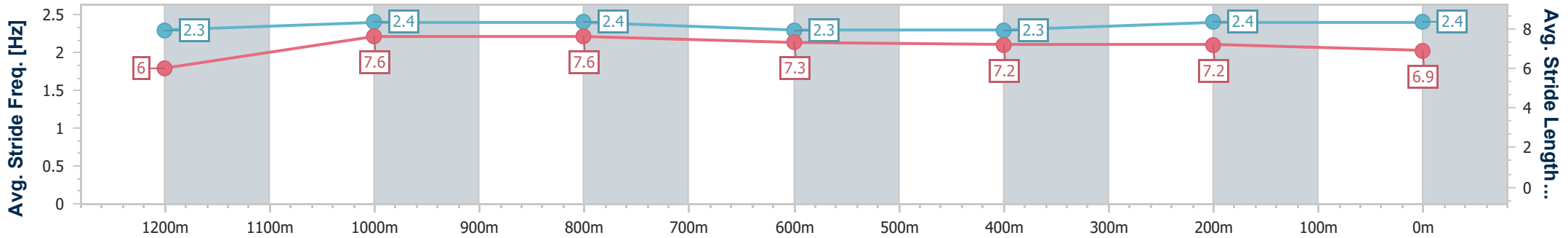
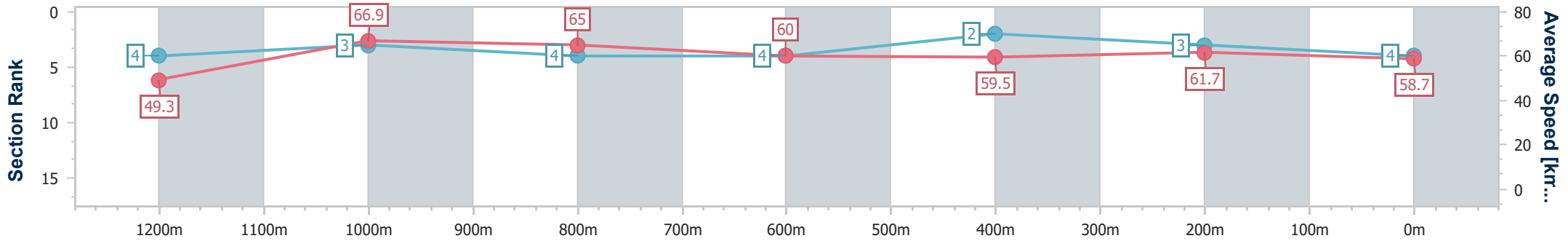
13 July 2024 - 16:44

Track Rating: Soft 6, Weather: Overcast, Rail Position: +0.5m Entire



BRISBANE RACING CLUB

Section	Overall	1200m	1000m	800m	600m	400m	200m
Section Times	1:20.86 [4] (0:10.98)	1:09.88 [4] (0:10.77)	0:59.11 [3] (0:11.08)	0:48.03 [4] (0:12.05)	0:35.98 [4] (0:12.05)	0:23.93 [2] (0:11.66)	0:12.27 [3] (0:12.27)
Average Speed [km/h]	49.3	66.9	65.0	60.0	59.5	61.7	58.7
Top Speed [km/h]	66.0	67.5	66.9	62.9	60.2	63.0	61.5
Avg. Dist. to Rail [m]	5.7	2.5	1.3	0.4	0.3	2.0	5.4
Avg. Stride Freq. [Hz]	2.3	2.4	2.4	2.3	2.3	2.4	2.4
Avg. Stride Length [m]	6.0	7.6	7.6	7.3	7.2	7.2	6.9



- [] Ranking at each section and finish
- .-.- No data available at this section
- NA No data available



Horse/Jockey Name	Mahagoni
Final Rank	5
Fastest Section Time (Section)	0:11.08 (1200m)
Top Speed [km/h] (Section)	65.7 (1200m)
Race State	Finished



Doomben QLD Professional

Race 9: LADBROKE IT! BENCHMARK 85 Handicap - 1350m

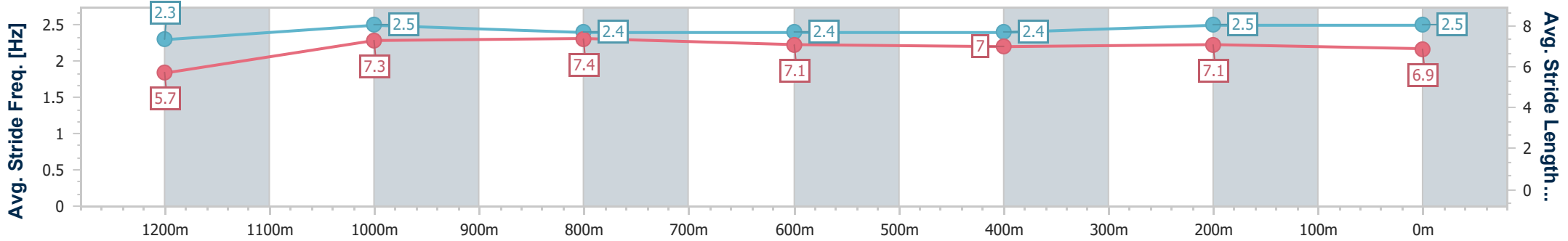
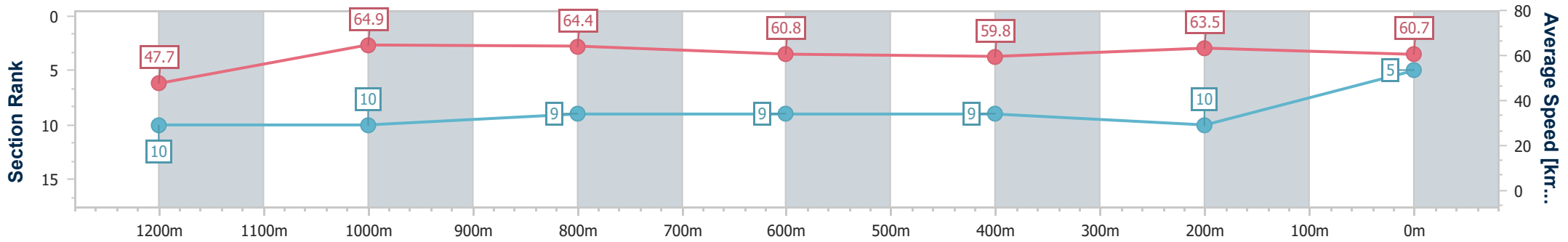
13 July 2024 - 16:44

Track Rating: Soft 6, Weather: Overcast, Rail Position: +0.5m Entire



BRISBANE RACING CLUB

Section	Overall	1200m	1000m	800m	600m	400m	200m
Section Times	1:20.88 [5] (0:11.36)	1:09.52 [10] (0:11.08)	0:58.44 [10] (0:11.22)	0:47.22 [9] (0:11.92)	0:35.30 [9] (0:12.04)	0:23.26 [9] (0:11.36)	0:11.90 [10] (0:11.90)
Average Speed [km/h]	47.7	64.9	64.4	60.8	59.8	63.5	60.7
Top Speed [km/h]	63.5	65.7	65.7	63.2	61.6	64.4	63.6
Avg. Dist. to Rail [m]	4.5	1.8	1.4	1.0	0.4	4.1	8.6
Avg. Stride Freq. [Hz]	2.3	2.5	2.4	2.4	2.4	2.5	2.5
Avg. Stride Length [m]	5.7	7.3	7.4	7.1	7.0	7.1	6.9



- [] Ranking at each section and finish
- .-.- No data available at this section
- NA No data available



Horse/Jockey Name	Crazy Train
Final Rank	6
Fastest Section Time (Section)	0:10.80 (1200m)
Top Speed [km/h] (Section)	68.2 (1000m)
Race State	Finished



Doomben QLD Professional

Race 9: LADBROKE IT! BENCHMARK 85 Handicap - 1350m

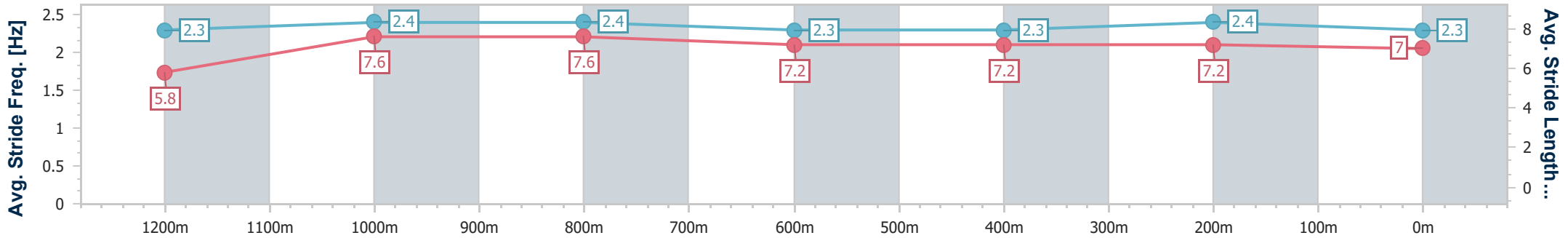
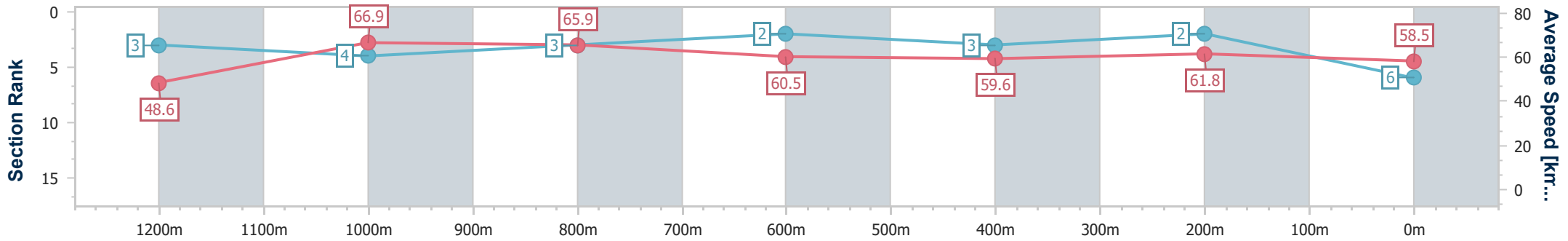
13 July 2024 - 16:44

Track Rating: Soft 6, Weather: Overcast, Rail Position: +0.5m Entire



BRISBANE RACING CLUB

Section	Overall	1200m	1000m	800m	600m	400m	200m
Section Times	1:20.89 [6] (0:10.96)	1:09.93 [3] (0:10.80)	0:59.13 [4] (0:10.95)	0:48.18 [3] (0:12.01)	0:36.17 [2] (0:12.23)	0:23.94 [3] (0:11.62)	0:12.32 [2] (0:12.32)
Average Speed [km/h]	48.6	66.9	65.9	60.5	59.6	61.8	58.5
Top Speed [km/h]	54.0	67.5	68.2	66.8	60.8	62.7	62.7
Avg. Dist. to Rail [m]	7.5	5.1	2.9	1.3	1.0	1.9	5.2
Avg. Stride Freq. [Hz]	2.3	2.4	2.4	2.3	2.3	2.4	2.3
Avg. Stride Length [m]	5.8	7.6	7.6	7.2	7.2	7.2	7.0



- [] Ranking at each section and finish
- .-.- No data available at this section
- NA No data available



Horse/Jockey Name	Built
Final Rank	7
Fastest Section Time (Section)	0:11.06 (1200m)
Top Speed [km/h] (Section)	66.7 (1200m)
Race State	Finished

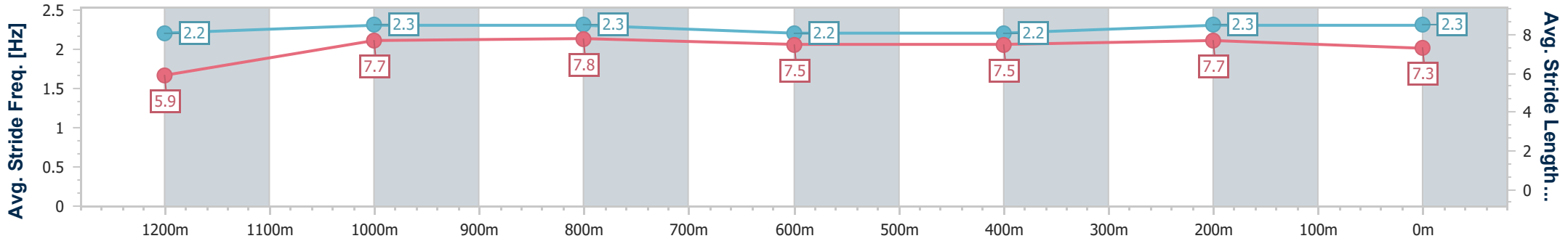
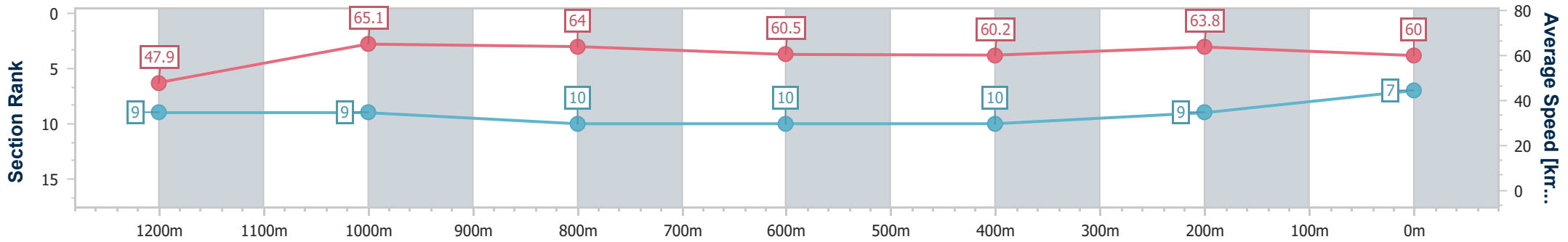


Doomben QLD Professional
Race 9: LADBROKE IT! BENCHMARK 85 Handicap - 1350m
 13 July 2024 - 16:44
 Track Rating: Soft 6, Weather: Overcast, Rail Position: +0.5m Entire



BRISBANE
RACING CLUB

Section	Overall	1200m	1000m	800m	600m	400m	200m
Section Times	1:20.92 [7] (0:11.30)	1:09.62 [9] (0:11.06)	0:58.56 [9] (0:11.32)	0:47.24 [10] (0:11.99)	0:35.25 [10] (0:11.97)	0:23.28 [10] (0:11.26)	0:12.02 [9] (0:12.02)
Average Speed [km/h]	47.9	65.1	64.0	60.5	60.2	63.8	60.0
Top Speed [km/h]	63.8	66.7	65.6	62.0	63.2	66.0	63.6
Avg. Dist. to Rail [m]	2.0	0.6	0.8	1.1	0.8	1.8	4.9
Avg. Stride Freq. [Hz]	2.2	2.3	2.3	2.2	2.2	2.3	2.3
Avg. Stride Length [m]	5.9	7.7	7.8	7.5	7.5	7.7	7.3



- [] Ranking at each section and finish
- .-.- No data available at this section
- NA No data available



Horse/Jockey Name	Pizarro
Final Rank	8
Fastest Section Time (Section)	0:11.01 (1200m)
Top Speed [km/h] (Section)	66.6 (1000m)
Race State	Finished



Doomben QLD Professional

Race 9: LADBROKE IT! BENCHMARK 85 Handicap - 1350m

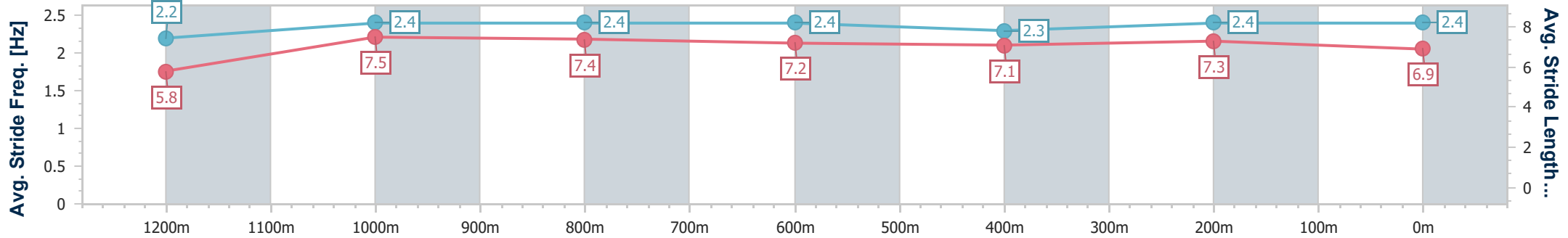
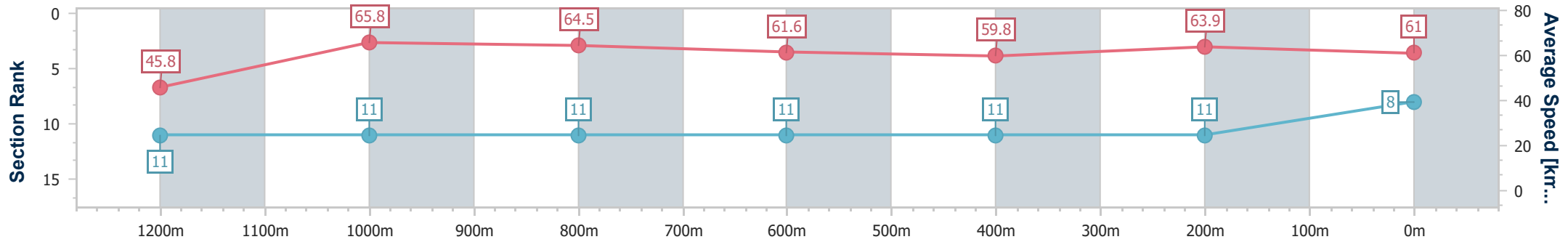
13 July 2024 - 16:44

Track Rating: Soft 6, Weather: Overcast, Rail Position: +0.5m Entire



BRISBANE RACING CLUB

Section	Overall	1200m	1000m	800m	600m	400m	200m
Section Times	1:20.99 [8] (0:11.67)	1:09.32 [11] (0:11.01)	0:58.31 [11] (0:11.24)	0:47.07 [11] (0:11.83)	0:35.24 [11] (0:12.09)	0:23.15 [11] (0:11.31)	0:11.84 [11] (0:11.84)
Average Speed [km/h]	45.8	65.8	64.5	61.6	59.8	63.9	61.0
Top Speed [km/h]	52.7	66.5	66.6	65.1	61.6	64.6	64.7
Avg. Dist. to Rail [m]	9.7	2.6	2.0	1.2	0.7	5.0	10.1
Avg. Stride Freq. [Hz]	2.2	2.4	2.4	2.4	2.3	2.4	2.4
Avg. Stride Length [m]	5.8	7.5	7.4	7.2	7.1	7.3	6.9



- [] Ranking at each section and finish
- .-.- No data available at this section
- NA No data available



Horse/Jockey Name	Sailor's Secret
Final Rank	9
Fastest Section Time (Section)	0:10.62 (1200m)
Top Speed [km/h] (Section)	68.7 (1200m)
Race State	Finished



Doomben QLD Professional

Race 9: LADBROKE IT! BENCHMARK 85 Handicap - 1350m

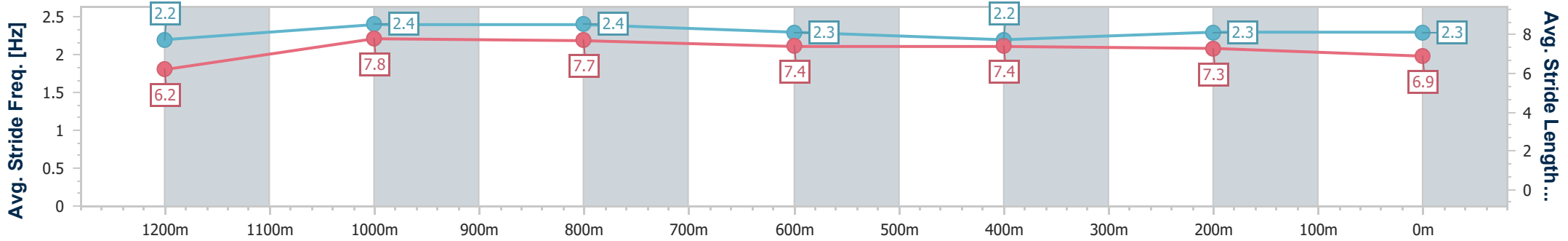
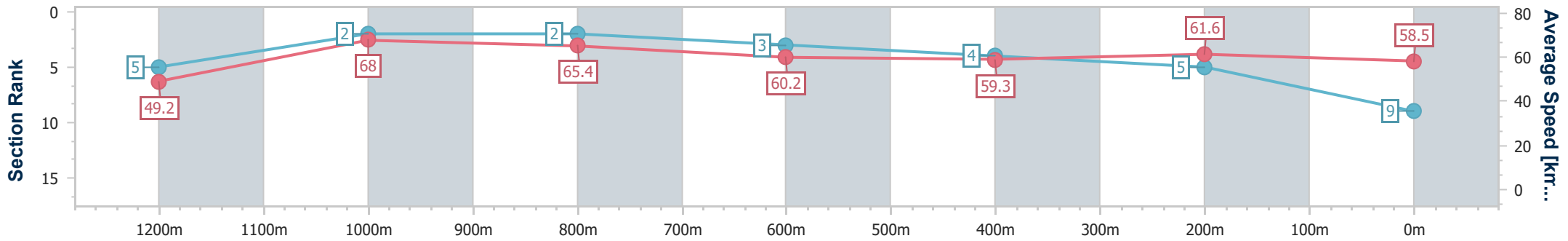
13 July 2024 - 16:44

Track Rating: Soft 6, Weather: Overcast, Rail Position: +0.5m Entire



BRISBANE RACING CLUB

Section	Overall	1200m	1000m	800m	600m	400m	200m
Section Times	1:21.01 [9] (0:10.99)	1:10.02 [5] (0:10.62)	0:59.40 [2] (0:11.04)	0:48.36 [2] (0:12.19)	0:36.17 [3] (0:12.19)	0:23.98 [4] (0:11.63)	0:12.35 [5] (0:12.35)
Average Speed [km/h]	49.2	68.0	65.4	60.2	59.3	61.6	58.5
Top Speed [km/h]	66.4	68.7	67.4	63.8	60.1	63.8	61.7
Avg. Dist. to Rail [m]	4.1	2.0	1.9	3.6	1.3	0.7	0.4
Avg. Stride Freq. [Hz]	2.2	2.4	2.4	2.3	2.2	2.3	2.3
Avg. Stride Length [m]	6.2	7.8	7.7	7.4	7.4	7.3	6.9



- [] Ranking at each section and finish
- .-.- No data available at this section
- NA No data available



Horse/Jockey Name	Sea Raider
Final Rank	10
Fastest Section Time (Section)	0:10.80 (1200m)
Top Speed [km/h] (Section)	68.9 (1200m)
Race State	Finished

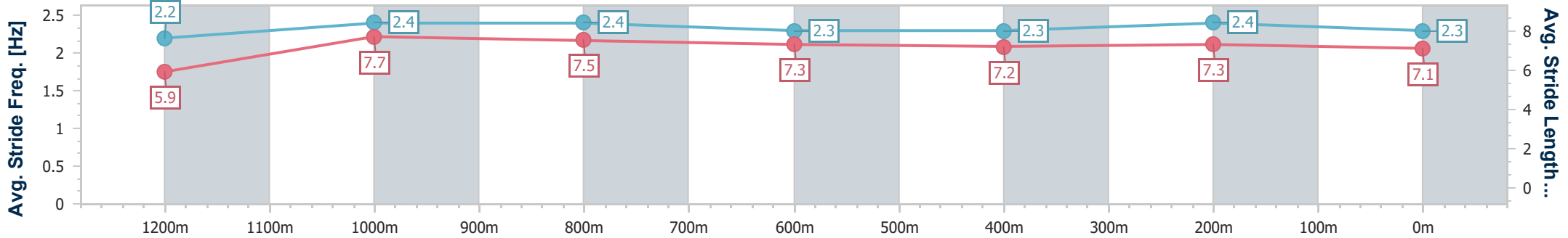
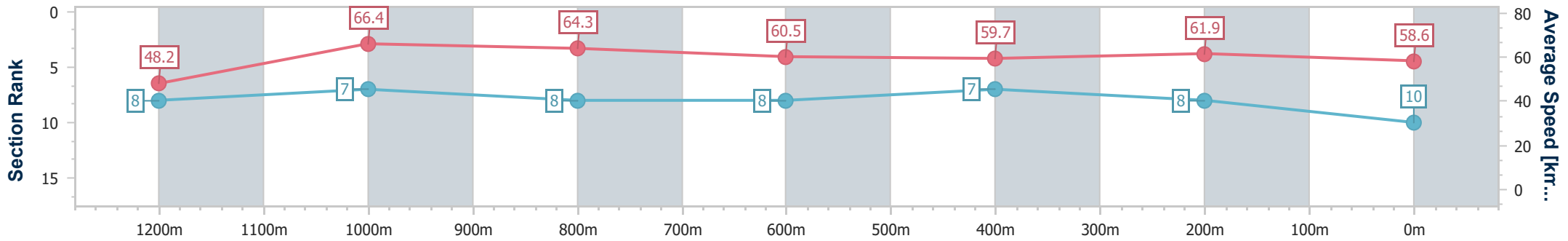


Doomben QLD Professional
Race 9: LADBROKE IT! BENCHMARK 85 Handicap - 1350m
 13 July 2024 - 16:44
 Track Rating: Soft 6, Weather: Overcast, Rail Position: +0.5m Entire



BRISBANE
 RACING CLUB

Section	Overall	1200m	1000m	800m	600m	400m	200m
Section Times	1:21.18 [10] (0:11.27)	1:09.91 [8] (0:10.80)	0:59.11 [7] (0:11.27)	0:47.84 [8] (0:12.00)	0:35.84 [8] (0:11.99)	0:23.85 [7] (0:11.56)	0:12.29 [8] (0:12.29)
Average Speed [km/h]	48.2	66.4	64.3	60.5	59.7	61.9	58.6
Top Speed [km/h]	65.1	68.9	65.8	62.8	60.9	63.1	61.7
Avg. Dist. to Rail [m]	8.4	3.6	2.6	1.3	1.1	1.7	0.7
Avg. Stride Freq. [Hz]	2.2	2.4	2.4	2.3	2.3	2.4	2.3
Avg. Stride Length [m]	5.9	7.7	7.5	7.3	7.2	7.3	7.1



- [] Ranking at each section and finish
- .-.- No data available at this section
- NA No data available



Horse/Jockey Name	Devil's Throat
Final Rank	11
Fastest Section Time (Section)	0:10.93 (Overall)
Top Speed [km/h] (Section)	67.2 (1200m)
Race State	Finished



Doomben QLD Professional

Race 9: LADBROKE IT! BENCHMARK 85 Handicap - 1350m

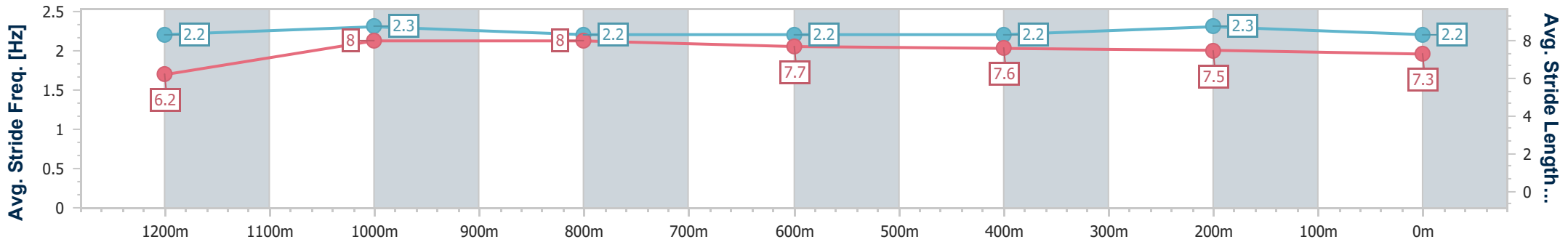
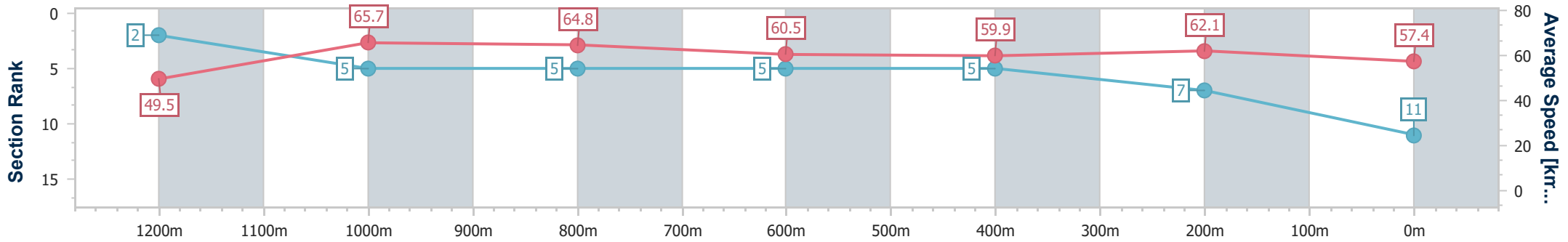
13 July 2024 - 16:44

Track Rating: Soft 6, Weather: Overcast, Rail Position: +0.5m Entire



BRISBANE RACING CLUB

Section	Overall	1200m	1000m	800m	600m	400m	200m
Section Times	1:21.26 [11] (0:10.93)	1:10.33 [2] (0:10.93)	0:59.40 [5] (0:11.19)	0:48.21 [5] (0:12.00)	0:36.21 [5] (0:12.09)	0:24.12 [5] (0:11.61)	0:12.51 [7] (0:12.51)
Average Speed [km/h]	49.5	65.7	64.8	60.5	59.9	62.1	57.4
Top Speed [km/h]	65.4	67.2	66.3	63.1	61.1	63.6	61.3
Avg. Dist. to Rail [m]	6.7	4.0	2.1	1.7	0.8	2.9	6.8
Avg. Stride Freq. [Hz]	2.2	2.3	2.2	2.2	2.2	2.3	2.2
Avg. Stride Length [m]	6.2	8.0	8.0	7.7	7.6	7.5	7.3



- [] Ranking at each section and finish
- .-.- No data available at this section
- NA No data available