



# Doomben QLD Professional

## Race 8: XXXX BENCHMARK 85 Handicap - 1600m



BRISBANE  
RACING CLUB

13 July 2024 - 16:10

Track Rating: Soft 6, Weather: Overcast, Rail Position: +0.5m Entire

Section													
Field Times		Overall	1400m	1200m	1000m	800m	600m	400m	Last 600m				
		1:36.53 (0:13.43)	1:23.10 (0:10.91)	1:12.19 (0:11.18)	1:01.01 (0:11.78)	0:49.23 (0:12.08)	0:37.15 (0:12.14)	0:25.01 (0:12.00)	0:37.15				
Rank	TAB Horse/Jockey	Barrier	Top Speed [km/h]	Fastest Section									Distance Travelled [m]
1	9 CINQUE TORRI Kyle Wilson-Taylor	5	67.2 1400m	0:10.95 1400m	1:36.53 [1] (0:13.61)	1:22.92 [3] (0:10.95)	1:11.97 [2] (0:11.19)	1:00.78 [2] (0:11.69)	0:49.09 [2] (0:12.03)	0:37.06 [2] (0:12.05)	0:25.01 [1] (0:12.00)	0:37.06	
2	15 MADAME ODETTE Damien Thornton	13	66.6 Overall	0:11.11 1200m	1:36.56 [2] (0:13.99)	1:22.57 [9] (0:11.29)	1:11.28 [10] (0:11.11)	1:00.17 [10] (0:11.61)	0:48.56 [10] (0:12.08)	0:36.48 [9] (0:11.95)	0:24.53 [7] (0:11.96)	0:36.48	+0
3	1 MISSISSIPPI PRINCE Samantha Collett	2	68.0 1400m	0:10.91 1400m	1:36.77 [3] (0:13.43)	1:23.34 [1] (0:10.91)	1:12.43 [1] (0:11.18)	1:01.25 [1] (0:11.78)	0:49.47 [1] (0:12.08)	0:37.39 [1] (0:12.15)	0:25.24 [2] (0:12.11)	0:37.39	-4
4	8 ROGUE BEAR Andrew Mallyon	9	65.2 1200m	0:11.15 1200m	1:36.78 [4] (0:14.25)	1:22.53 [12] (0:11.18)	1:11.35 [12] (0:11.15)	1:00.20 [12] (0:11.53)	0:48.67 [11] (0:12.04)	0:36.63 [10] (0:11.96)	0:24.67 [9] (0:11.97)	0:36.63	-3
5	5 TIDAL CREEK Jake Bayliss	6	66.5 1400m	0:11.08 1400m	1:36.94 [5] (0:13.84)	1:23.10 [5] (0:11.08)	1:12.02 [7] (0:11.18)	1:00.84 [7] (0:11.58)	0:49.26 [6] (0:12.07)	0:37.19 [6] (0:12.03)	0:25.16 [4] (0:12.12)	0:37.19	-5
6	10 FLASHING STEEL Cejay Graham	1	67.6 1400m	0:11.05 1400m	1:37.11 [6] (0:13.52)	1:23.59 [2] (0:11.05)	1:12.54 [3] (0:11.27)	1:01.27 [3] (0:11.75)	0:49.52 [5] (0:12.12)	0:37.40 [5] (0:12.08)	0:25.32 [5] (0:12.02)	0:37.40	-7
7	12 THIS'LLBETHEONE Boris Thornton	8	66.9 1400m	0:11.12 1400m	1:37.12 [7] (0:13.67)	1:23.45 [4] (0:11.12)	1:12.33 [5] (0:11.16)	1:01.17 [4] (0:11.64)	0:49.53 [4] (0:12.11)	0:37.42 [4] (0:12.17)	0:25.25 [6] (0:12.20)	0:37.42	+0
8	2 AVENUE OF STARS Melea Castle	3	67.6 Overall	0:11.21 1200m	1:37.21 [8] (0:13.99)	1:23.22 [10] (0:11.24)	1:11.98 [9] (0:11.21)	1:00.77 [11] (0:11.72)	0:49.05 [12] (0:12.01)	0:37.04 [11] (0:12.07)	0:24.97 [11] (0:12.10)	0:37.04	-4
9	13 RISING PACIFIC Angela Jones	4	69.0 1400m	0:10.74 1400m	1:37.22 [9] (0:13.89)	1:23.33 [6] (0:10.74)	1:12.59 [4] (0:11.33)	1:01.26 [5] (0:11.79)	0:49.47 [8] (0:12.27)	0:37.20 [8] (0:12.09)	0:25.11 [10] (0:12.02)	0:37.20	-5
10	16 CENTRE BOUNCE Jim Byrne	7	67.0 1400m	0:10.92 1400m	1:37.35 [10] (0:13.98)	1:23.37 [8] (0:10.92)	1:12.45 [6] (0:11.11)	1:01.34 [6] (0:11.70)	0:49.64 [7] (0:12.27)	0:37.37 [7] (0:12.05)	0:25.32 [8] (0:12.03)	0:37.37	+5

Scratched: Ita (#7), Chasing Jackley (#17), He's Heaven (#14), Devastate (#3)

Report Created: Sat 13 July 2024 16:23 GMT+10 (Note: Timing is based on position data)

Page 1/17

[ ] Ranking at each section and finish  
 -:-:- No data available at this section  
 NA No data available  
 SCN Saddle cloth number  
 DNF Did not finish  
 DNT Did not track

data processed by TRIPLES DATA



**Doomben QLD Professional**  
**Race 8: XXXX BENCHMARK 85 Handicap - 1600m**  
**13 July 2024 - 16:10**



BRISBANE  
RACING CLUB

Track Rating: Soft 6, Weather: Overcast, Rail Position: +0.5m Entire

Section		Overall	1400m	1200m	1000m	800m	600m	400m	Last 600m
Field Times		1:36.53 (0:13.43)	1:23.10 (0:10.91)	1:12.19 (0:11.18)	1:01.01 (0:11.78)	0:49.23 (0:12.08)	0:37.15 (0:12.14)	0:25.01 (0:12.00)	0:37.15

Rank	TAB	Horse/Jockey	Barrier	Top Speed [km/h]	Fastest Section	Overall	1400m	1200m	1000m	800m	600m	400m	Last 600m	Distance Travelled [m]
11	6	MILITARY GAMBLER Tahlia Fenlon	11	66.7 1200m	0:11.07 1200m	1:37.62 [11] (0:14.50)	1:23.12 [13] (0:11.23)	1:11.89 [13] (0:11.07)	1:00.82 [13] (0:11.51)	0:49.31 [13] (0:12.03)	0:37.28 [13] (0:12.03)	0:25.25 [13] (0:12.11)	0:37.28	-5
12	11	MAGIC CONQUEROR Ron Stewart	14	66.4 1400m	0:11.09 1200m	1:37.77 [12] (0:13.91)	1:23.86 [7] (0:11.24)	1:12.62 [8] (0:11.09)	1:01.53 [9] (0:11.69)	0:49.84 [9] (0:12.25)	0:37.59 [12] (0:12.11)	0:25.48 [12] (0:12.19)	0:37.59	+11
13	4	STUTTERING Marnu Potgieter	16	67.1 1200m	0:10.94 1200m	1:37.91 [13] (0:14.02)	1:23.89 [11] (0:11.27)	1:12.62 [11] (0:10.94)	1:01.68 [8] (0:11.34)	0:50.34 [3] (0:11.97)	0:38.37 [3] (0:12.24)	0:26.13 [3] (0:12.28)	0:38.37	+8

Scratched: Ita (#7), Chasing Jackley (#17), He's Heaven (#14), Devastate (#3)

[ ] Ranking at each section and finish  
 -:-:- No data available at this section  
 NA No data available

SCN Saddle cloth number  
 DNF Did not finish  
 DNT Did not track



# Doomben QLD Professional

## Race 8: XXXX BENCHMARK 85 Handicap - 1600m

13 July 2024 - 16:10



BRISBANE  
RACING CLUB

Track Rating: Soft 6, Weather: Overcast, Rail Position: +0.5m Entire

Section				200m				Last 600m	
Field Times				0:13.01 (0:13.01)				0:37.15	
Rank	TAB	Horse/Jockey	Barrier	Top Speed [km/h]	Fastest Section	Margin			Distance Travelled [m]
1	9	<b>CINQUE TORRI</b> Kyle Wilson-Taylor	5	67.2 1400m	0:10.95 1400m	0:13.01 [1] (0:13.01)	1:36.53		0:37.06
2	15	<b>MADAME ODETTE</b> Damien Thornton	13	66.6 Overall	0:11.11 1200m	0:12.57 [5] (0:12.57)	0.2L		0:36.48 +0
3	1	<b>MISSISSIPPI PRINCE</b> Samantha Collett	2	68.0 1400m	0:10.91 1400m	0:13.13 [2] (0:13.13)	1.4L		0:37.39 -4
4	8	<b>ROGUE BEAR</b> Andrew Mallyon	9	65.2 1200m	0:11.15 1200m	0:12.70 [9] (0:12.70)	1.49L		0:36.63 -3
5	5	<b>TIDAL CREEK</b> Jake Bayliss	6	66.5 1400m	0:11.08 1400m	0:13.04 [4] (0:13.04)	2.44L		0:37.19 -5
6	10	<b>FLASHING STEEL</b> Cejay Graham	1	67.6 1400m	0:11.05 1400m	0:13.30 [3] (0:13.30)	3.42L		0:37.40 -7
7	12	<b>THIS'LLBETHEONE</b> Boris Thornton	8	66.9 1400m	0:11.12 1400m	0:13.05 [8] (0:13.05)	3.46L		0:37.42 +0
8	2	<b>AVENUE OF STARS</b> Melea Castle	3	67.6 Overall	0:11.21 1200m	0:12.87 [11] (0:12.87)	3.99L		0:37.04 -4
9	13	<b>RISING PACIFIC</b> Angela Jones	4	69.0 1400m	0:10.74 1400m	0:13.09 [10] (0:13.09)	4.05L		0:37.20 -5
10	16	<b>CENTRE BOUNCE</b> Jim Byrne	7	67.0 1400m	0:10.92 1400m	0:13.29 [6] (0:13.29)	4.84L		0:37.37 +5

Scratched: Ita (#7), Chasing Jackley (#17), He's Heaven (#14), Devastate (#3)

Report Created: Sat 13 July 2024 16:23 GMT+10 (Note: Timing is based on position data)

Page 3/17

[ ] Ranking at each section and finish  
 -:-:- No data available at this section  
 NA No data available

SCN Saddle cloth number  
 DNF Did not finish  
 DNT Did not track

data processed by TRIPLESDATA



**Doomben QLD Professional**  
**Race 8: XXXX BENCHMARK 85 Handicap - 1600m**  
**13 July 2024 - 16:10**



Track Rating: Soft 6, Weather: Overcast, Rail Position: +0.5m Entire

Section				200m				Last 600m	
Field Times				0:13.01 (0:13.01)				0:37.15	
Rank	TAB Horse/Jockey	Barrier	Top Speed [km/h]	Fastest Section	Margin				Distance Travelled [m]
11	6 <b>MILITARY GAMBLER</b> Tahlia Fenlon	11	66.7 1200m	0:11.07 1200m	0:13.14 [13] (0:13.14)	6.41L		0:37.28	-5
12	11 <b>MAGIC CONQUEROR</b> Ron Stewart	14	66.4 1400m	0:11.09 1200m	0:13.29 [12] (0:13.29)	7.29L		0:37.59	+11
13	4 <b>STUTTERING</b> Marnu Potgieter	16	67.1 1200m	0:10.94 1200m	0:13.85 [6] (0:13.85)	8.16L		0:38.37	+8

Scratched: Ita (#7), Chasing Jackley (#17), He's Heaven (#14), Devastate (#3)



Horse/Jockey Name	Cinque Torri
Final Rank	1
Fastest Section Time (Section)	0:10.95 (1400m)
Top Speed [km/h] (Section)	67.2 (1400m)
Race State	Finished



### Doomben QLD Professional

Race 8: XXXX BENCHMARK 85 Handicap - 1600m

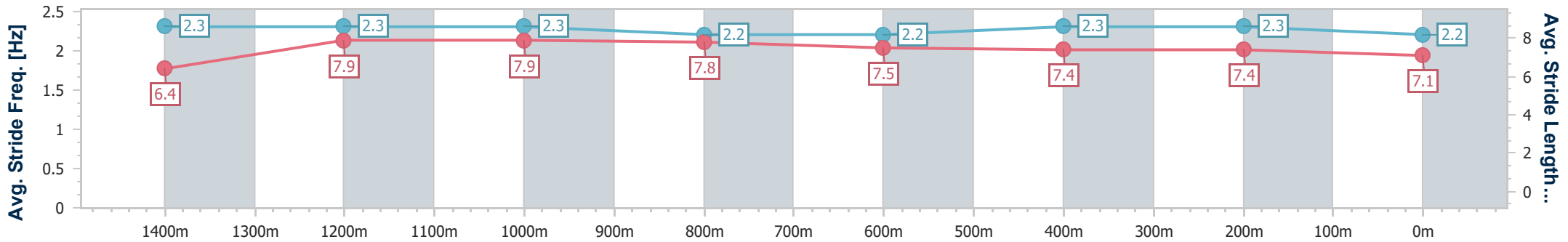
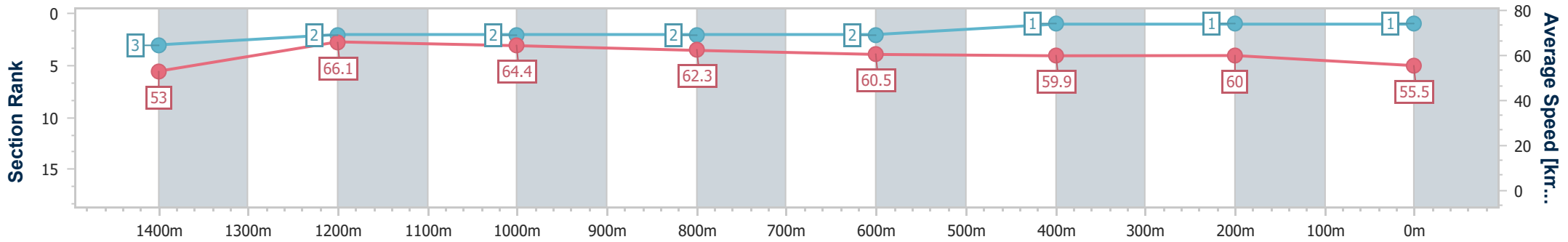
13 July 2024 - 16:10

Track Rating: Soft 6, Weather: Overcast, Rail Position: +0.5m Entire



BRISBANE RACING CLUB

Section	Overall	1400m	1200m	1000m	800m	600m	400m	200m
Section Times	1:36.53 [1] (0:13.61)	1:22.92 [3] (0:10.95)	1:11.97 [2] (0:11.19)	1:00.78 [2] (0:11.69)	0:49.09 [2] (0:12.03)	0:37.06 [2] (0:12.05)	0:25.01 [1] (0:12.00)	0:13.01 [1] (0:13.01)
Average Speed [km/h]	53.0	66.1	64.4	62.3	60.5	59.9	60.0	55.5
Top Speed [km/h]	66.6	67.2	65.2	65.1	61.3	60.5	61.7	58.9
Avg. Dist. to Rail [m]	1.4	1.6	4.4	3.5	2.7	0.8	1.6	3.5
Avg. Stride Freq. [Hz]	2.3	2.3	2.3	2.2	2.2	2.3	2.3	2.2
Avg. Stride Length [m]	6.4	7.9	7.9	7.8	7.5	7.4	7.4	7.1



- [ ] Ranking at each section and finish
- .-.- No data available at this section
- NA No data available



Horse/Jockey Name	Madame Odette
Final Rank	2
Fastest Section Time (Section)	0:11.11 (1200m)
Top Speed [km/h] (Section)	66.6 (Overall)
Race State	Finished



Doomben QLD Professional

Race 8: XXXX BENCHMARK 85 Handicap - 1600m

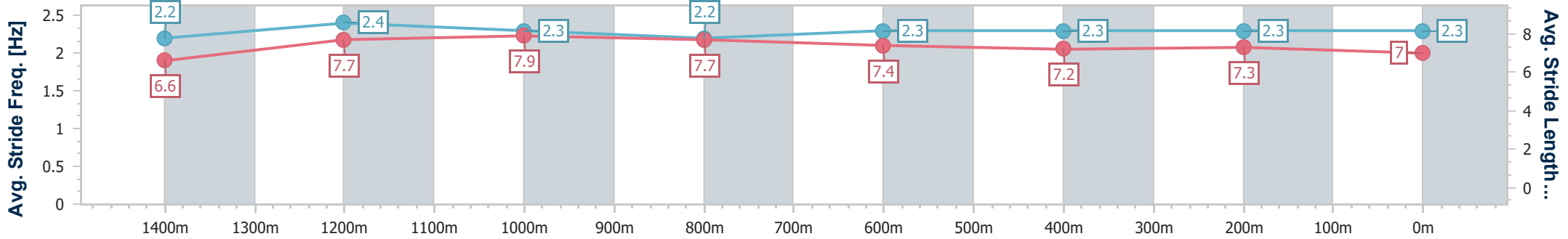
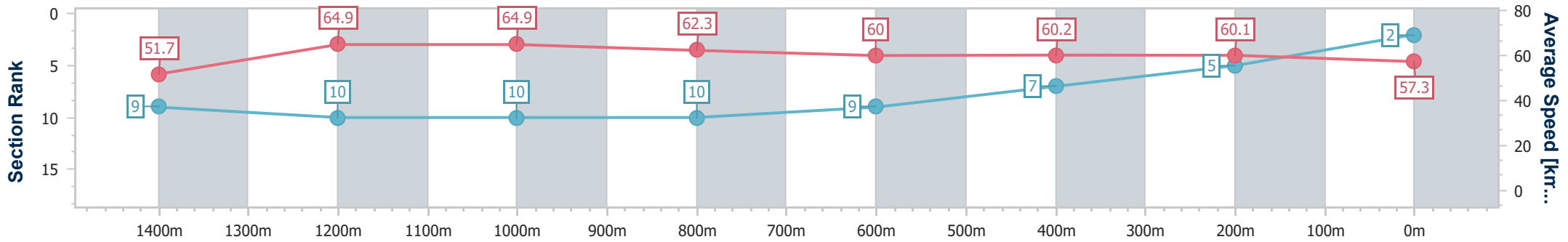
13 July 2024 - 16:10

Track Rating: Soft 6, Weather: Overcast, Rail Position: +0.5m Entire



BRISBANE RACING CLUB

Section	Overall	1400m	1200m	1000m	800m	600m	400m	200m
Section Times	1:36.56 [2] (0:13.99)	1:22.57 [9] (0:11.29)	1:11.28 [10] (0:11.11)	1:00.17 [10] (0:11.61)	0:48.56 [10] (0:12.08)	0:36.48 [9] (0:11.95)	0:24.53 [7] (0:11.96)	0:12.57 [5] (0:12.57)
Average Speed [km/h]	51.7	64.9	64.9	62.3	60.0	60.2	60.1	57.3
Top Speed [km/h]	66.6	66.3	66.2	64.2	60.9	60.9	61.6	59.2
Avg. Dist. to Rail [m]	5.9	2.5	3.8	1.7	1.4	0.6	1.1	2.1
Avg. Stride Freq. [Hz]	2.2	2.4	2.3	2.2	2.3	2.3	2.3	2.3
Avg. Stride Length [m]	6.6	7.7	7.9	7.7	7.4	7.2	7.3	7.0



- [ ] Ranking at each section and finish
- .-.- No data available at this section
- NA No data available



Horse/Jockey Name	Mississippi Prince
Final Rank	3
Fastest Section Time (Section)	0:10.91 (1400m)
Top Speed [km/h] (Section)	68.0 (1400m)
Race State	Finished



Doomben QLD Professional

Race 8: XXXX BENCHMARK 85 Handicap - 1600m

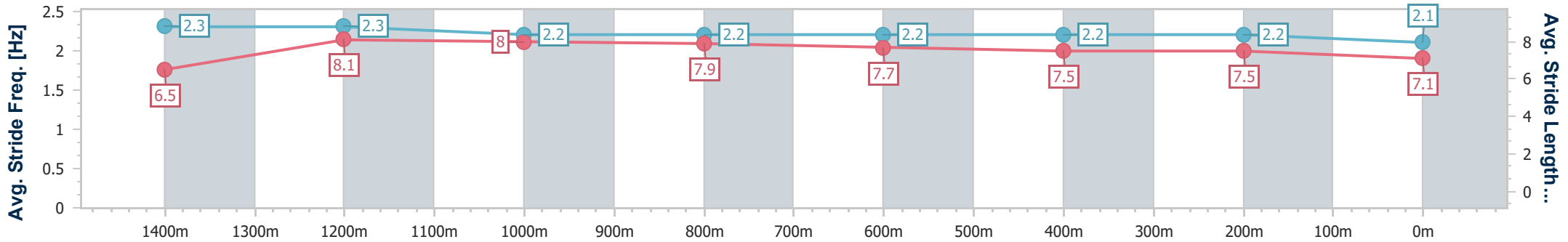
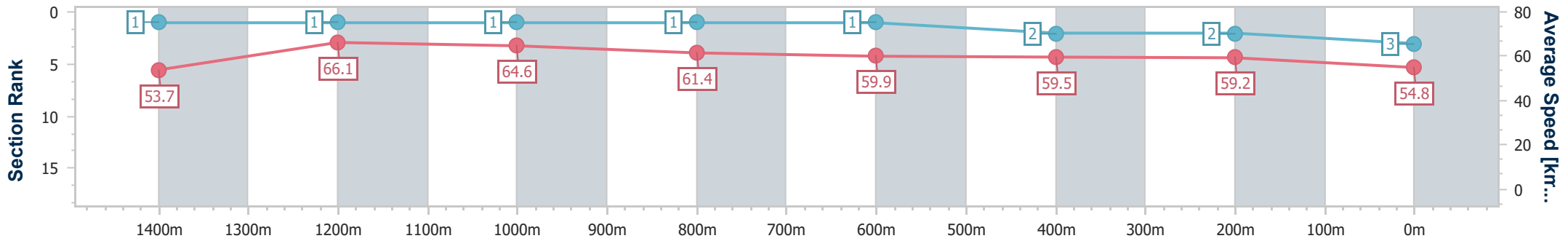
13 July 2024 - 16:10

Track Rating: Soft 6, Weather: Overcast, Rail Position: +0.5m Entire



BRISBANE RACING CLUB

Section	Overall	1400m	1200m	1000m	800m	600m	400m	200m
Section Times	1:36.77 [3] (0:13.43)	1:23.34 [1] (0:10.91)	1:12.43 [1] (0:11.18)	1:01.25 [1] (0:11.78)	0:49.47 [1] (0:12.08)	0:37.39 [1] (0:12.15)	0:25.24 [2] (0:12.11)	0:13.13 [2] (0:13.13)
Average Speed [km/h]	53.7	66.1	64.6	61.4	59.9	59.5	59.2	54.8
Top Speed [km/h]	67.9	68.0	65.1	63.5	60.8	60.5	60.1	57.7
Avg. Dist. to Rail [m]	1.2	1.1	3.0	1.4	1.6	1.1	1.0	1.3
Avg. Stride Freq. [Hz]	2.3	2.3	2.2	2.2	2.2	2.2	2.2	2.1
Avg. Stride Length [m]	6.5	8.1	8.0	7.9	7.7	7.5	7.5	7.1



- [ ] Ranking at each section and finish
- .-.- No data available at this section
- NA No data available



Horse/Jockey Name	Rogue Bear
Final Rank	4
Fastest Section Time (Section)	0:11.15 (1200m)
Top Speed [km/h] (Section)	65.2 (1200m)
Race State	Finished



Doomben QLD Professional

Race 8: XXXX BENCHMARK 85 Handicap - 1600m

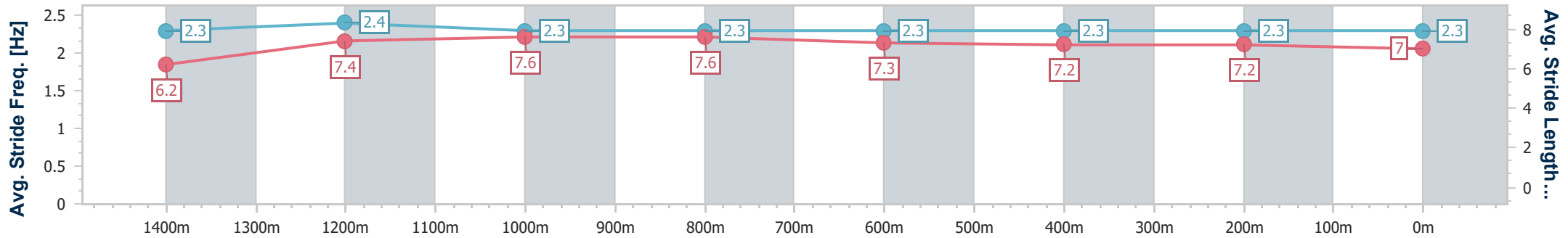
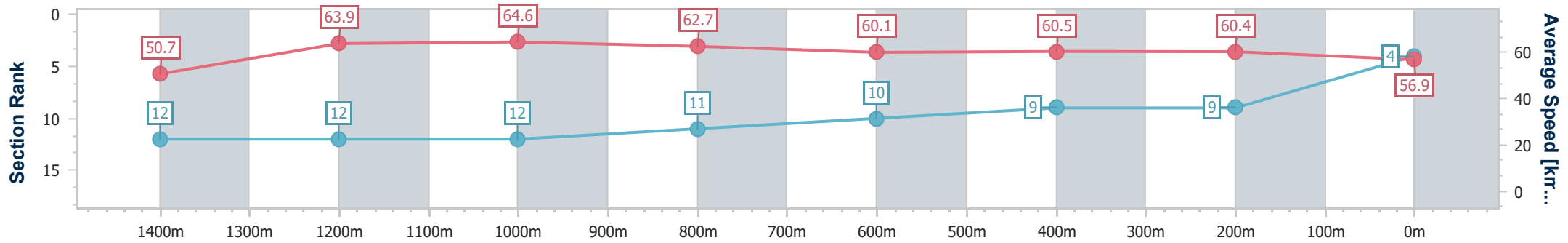
13 July 2024 - 16:10

Track Rating: Soft 6, Weather: Overcast, Rail Position: +0.5m Entire



BRISBANE RACING CLUB

Section	Overall	1400m	1200m	1000m	800m	600m	400m	200m
Section Times	1:36.78 [4] (0:14.25)	1:22.53 [12] (0:11.18)	1:11.35 [12] (0:11.15)	1:00.20 [12] (0:11.53)	0:48.67 [11] (0:12.04)	0:36.63 [10] (0:11.96)	0:24.67 [9] (0:11.97)	0:12.70 [9] (0:12.70)
Average Speed [km/h]	50.7	63.9	64.6	62.7	60.1	60.5	60.4	56.9
Top Speed [km/h]	64.0	64.7	65.2	64.2	61.5	61.6	61.8	59.6
Avg. Dist. to Rail [m]	3.6	0.7	0.8	1.0	0.8	1.0	5.1	8.2
Avg. Stride Freq. [Hz]	2.3	2.4	2.3	2.3	2.3	2.3	2.3	2.3
Avg. Stride Length [m]	6.2	7.4	7.6	7.6	7.3	7.2	7.2	7.0



- [ ] Ranking at each section and finish
- .-.- No data available at this section
- NA No data available





Horse/Jockey Name	Tidal Creek
Final Rank	5
Fastest Section Time (Section)	0:11.08 (1400m)
Top Speed [km/h] (Section)	66.5 (1400m)
Race State	Finished



Doomben QLD Professional

Race 8: XXXX BENCHMARK 85 Handicap - 1600m

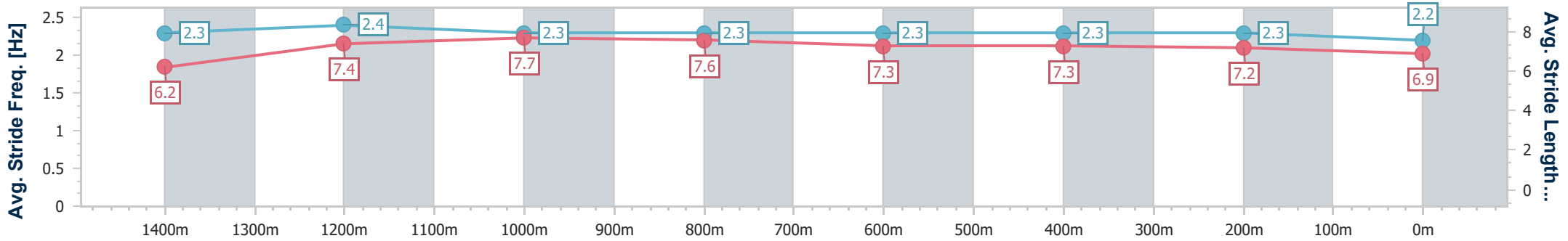
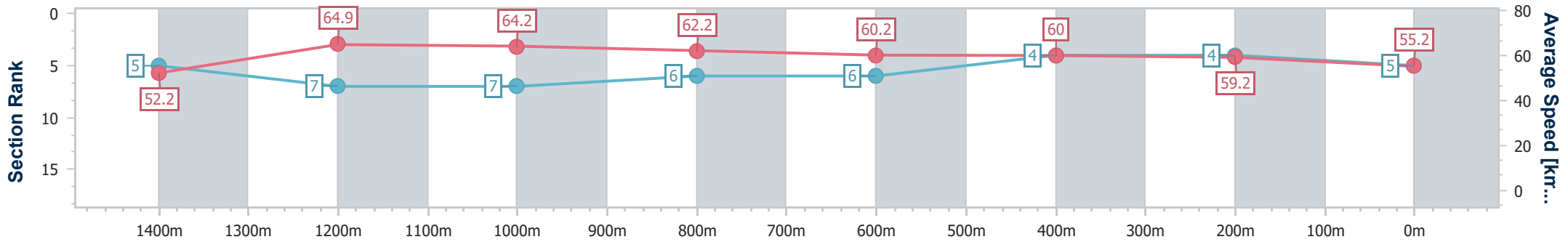
13 July 2024 - 16:10

Track Rating: Soft 6, Weather: Overcast, Rail Position: +0.5m Entire



BRISBANE RACING CLUB

Section	Overall	1400m	1200m	1000m	800m	600m	400m	200m
Section Times	1:36.94 [5] (0:13.84)	1:23.10 [5] (0:11.08)	1:12.02 [7] (0:11.18)	1:00.84 [7] (0:11.58)	0:49.26 [6] (0:12.07)	0:37.19 [6] (0:12.03)	0:25.16 [4] (0:12.12)	0:13.04 [4] (0:13.04)
Average Speed [km/h]	52.2	64.9	64.2	62.2	60.2	60.0	59.2	55.2
Top Speed [km/h]	66.1	66.5	65.5	65.4	60.7	60.7	60.7	57.5
Avg. Dist. to Rail [m]	1.9	1.1	2.7	0.8	1.2	0.6	0.9	2.9
Avg. Stride Freq. [Hz]	2.3	2.4	2.3	2.3	2.3	2.3	2.3	2.2
Avg. Stride Length [m]	6.2	7.4	7.7	7.6	7.3	7.3	7.2	6.9



- [ ] Ranking at each section and finish
- .-.- No data available at this section
- NA No data available



Horse/Jockey Name	Flashing Steel
Final Rank	6
Fastest Section Time (Section)	0:11.05 (1400m)
Top Speed [km/h] (Section)	67.6 (1400m)
Race State	Finished



Doomben QLD Professional

Race 8: XXXX BENCHMARK 85 Handicap - 1600m

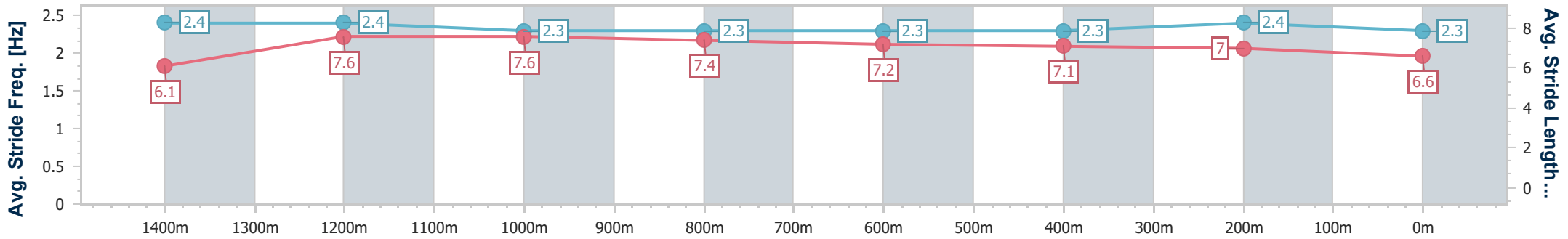
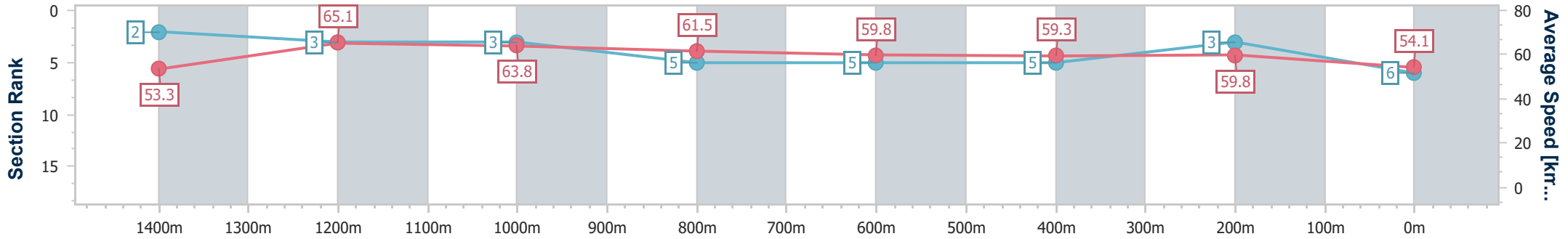
13 July 2024 - 16:10

Track Rating: Soft 6, Weather: Overcast, Rail Position: +0.5m Entire



BRISBANE RACING CLUB

Section	Overall	1400m	1200m	1000m	800m	600m	400m	200m
Section Times	1:37.11 [6] (0:13.52)	1:23.59 [2] (0:11.05)	1:12.54 [3] (0:11.27)	1:01.27 [3] (0:11.75)	0:49.52 [5] (0:12.12)	0:37.40 [5] (0:12.08)	0:25.32 [5] (0:12.02)	0:13.30 [3] (0:13.30)
Average Speed [km/h]	53.3	65.1	63.8	61.5	59.8	59.3	59.8	54.1
Top Speed [km/h]	67.5	67.6	65.3	64.1	61.2	60.3	61.3	57.7
Avg. Dist. to Rail [m]	3.2	1.9	2.1	1.9	1.2	1.0	1.2	1.5
Avg. Stride Freq. [Hz]	2.4	2.4	2.3	2.3	2.3	2.3	2.4	2.3
Avg. Stride Length [m]	6.1	7.6	7.6	7.4	7.2	7.1	7.0	6.6



- [ ] Ranking at each section and finish
- .-.- No data available at this section
- NA No data available



Horse/Jockey Name	This'llbetheone
Final Rank	7
Fastest Section Time (Section)	0:11.12 (1400m)
Top Speed [km/h] (Section)	66.9 (1400m)
Race State	Finished



Doomben QLD Professional

Race 8: XXXX BENCHMARK 85 Handicap - 1600m

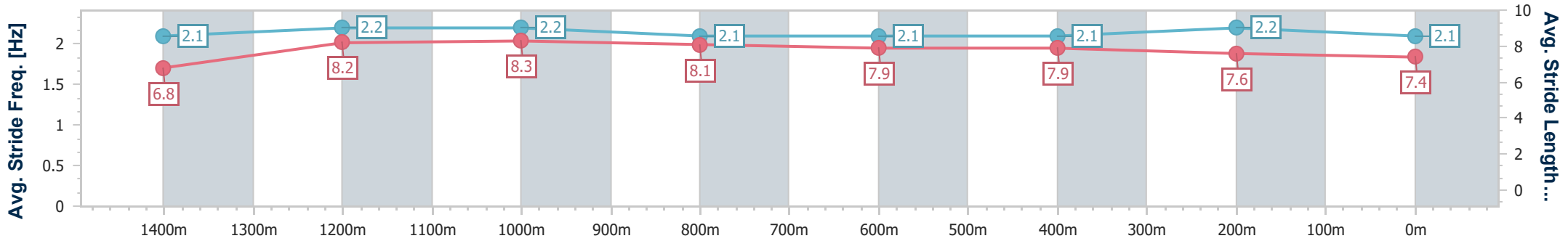
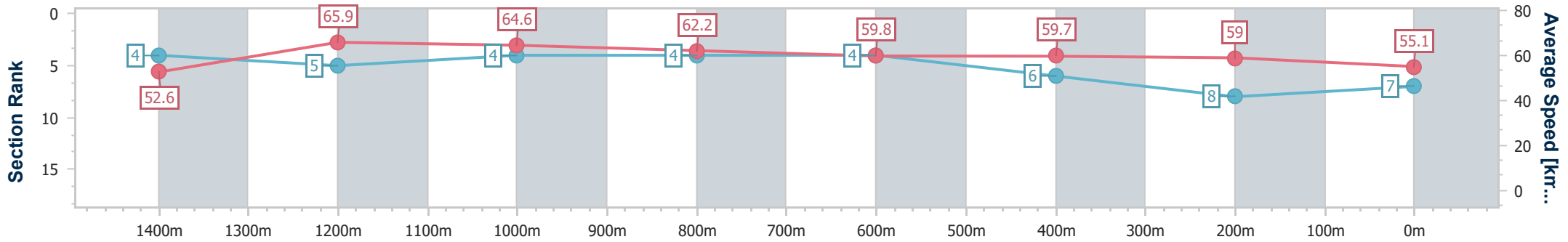
13 July 2024 - 16:10

Track Rating: Soft 6, Weather: Overcast, Rail Position: +0.5m Entire



BRISBANE RACING CLUB

Section	Overall	1400m	1200m	1000m	800m	600m	400m	200m
Section Times	1:37.12 [7] (0:13.67)	1:23.45 [4] (0:11.12)	1:12.33 [5] (0:11.16)	1:01.17 [4] (0:11.64)	0:49.53 [4] (0:12.11)	0:37.42 [4] (0:12.17)	0:25.25 [6] (0:12.20)	0:13.05 [8] (0:13.05)
Average Speed [km/h]	52.6	65.9	64.6	62.2	59.8	59.7	59.0	55.1
Top Speed [km/h]	65.4	66.9	65.4	63.5	60.7	60.7	60.1	58.2
Avg. Dist. to Rail [m]	4.5	2.2	3.5	2.2	1.4	1.1	1.8	5.4
Avg. Stride Freq. [Hz]	2.1	2.2	2.2	2.1	2.1	2.1	2.2	2.1
Avg. Stride Length [m]	6.8	8.2	8.3	8.1	7.9	7.9	7.6	7.4



- [ ] Ranking at each section and finish
- .-.- No data available at this section
- NA No data available



Horse/Jockey Name	Avenue Of Stars
Final Rank	8
Fastest Section Time (Section)	0:11.21 (1200m)
Top Speed [km/h] (Section)	67.6 (Overall)
Race State	Finished



Doomben QLD Professional

Race 8: XXXX BENCHMARK 85 Handicap - 1600m

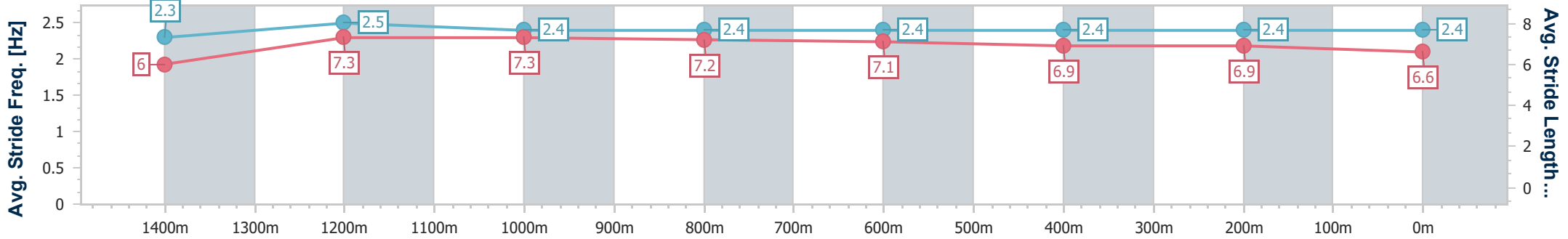
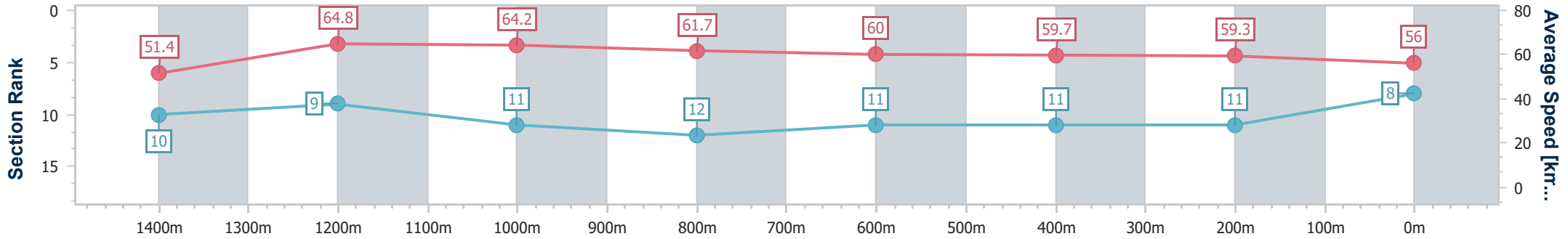
13 July 2024 - 16:10

Track Rating: Soft 6, Weather: Overcast, Rail Position: +0.5m Entire



BRISBANE RACING CLUB

Section	Overall	1400m	1200m	1000m	800m	600m	400m	200m
Section Times	1:37.21 [8] (0:13.99)	1:23.22 [10] (0:11.24)	1:11.98 [9] (0:11.21)	1:00.77 [11] (0:11.72)	0:49.05 [12] (0:12.01)	0:37.04 [11] (0:12.07)	0:24.97 [11] (0:12.10)	0:12.87 [11] (0:12.87)
Average Speed [km/h]	51.4	64.8	64.2	61.7	60.0	59.7	59.3	56.0
Top Speed [km/h]	67.6	67.6	65.5	63.7	61.1	60.9	60.3	59.6
Avg. Dist. to Rail [m]	0.3	1.6	3.0	1.7	0.6	0.8	0.8	1.3
Avg. Stride Freq. [Hz]	2.3	2.5	2.4	2.4	2.4	2.4	2.4	2.4
Avg. Stride Length [m]	6.0	7.3	7.3	7.2	7.1	6.9	6.9	6.6



- [ ] Ranking at each section and finish
- .-.- No data available at this section
- NA No data available



Horse/Jockey Name	Rising Pacific
Final Rank	9
Fastest Section Time (Section)	0:10.74 (1400m)
Top Speed [km/h] (Section)	69.0 (1400m)
Race State	Finished



Doomben QLD Professional

Race 8: XXXX BENCHMARK 85 Handicap - 1600m

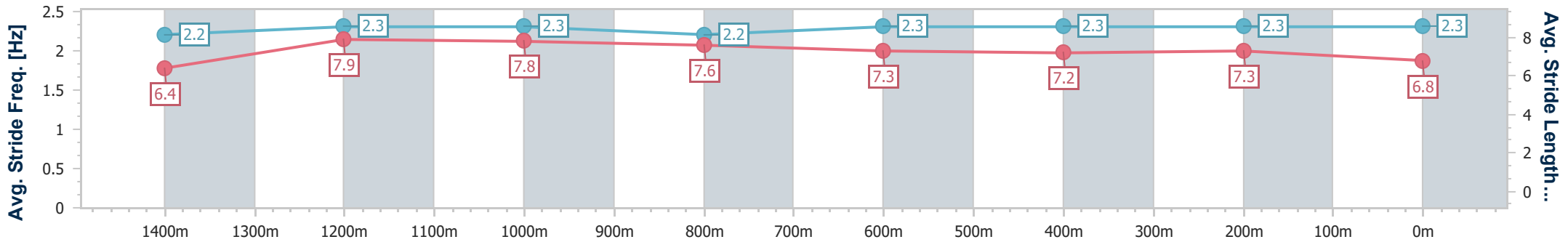
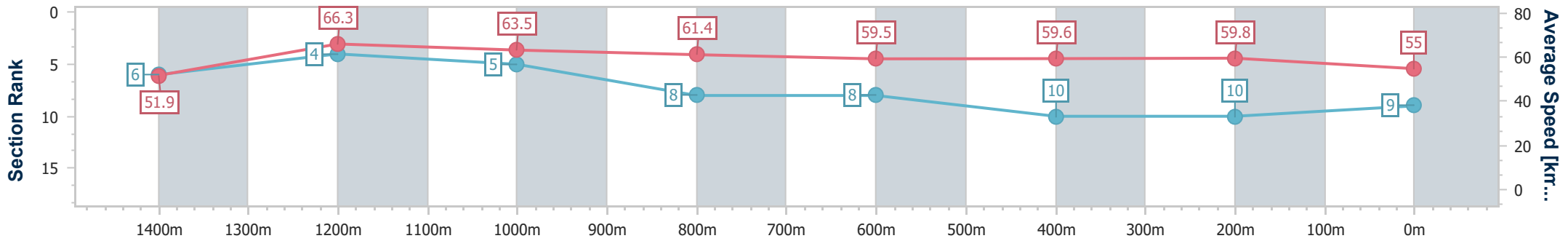
13 July 2024 - 16:10

Track Rating: Soft 6, Weather: Overcast, Rail Position: +0.5m Entire



BRISBANE RACING CLUB

Section	Overall	1400m	1200m	1000m	800m	600m	400m	200m
Section Times	1:37.22 [9] (0:13.89)	1:23.33 [6] (0:10.74)	1:12.59 [4] (0:11.33)	1:01.26 [5] (0:11.79)	0:49.47 [8] (0:12.27)	0:37.20 [8] (0:12.09)	0:25.11 [10] (0:12.02)	0:13.09 [10] (0:13.09)
Average Speed [km/h]	51.9	66.3	63.5	61.4	59.5	59.6	59.8	55.0
Top Speed [km/h]	68.4	69.0	64.3	63.8	60.4	60.7	60.3	58.2
Avg. Dist. to Rail [m]	2.6	2.0	2.0	1.4	2.8	1.1	1.1	3.3
Avg. Stride Freq. [Hz]	2.2	2.3	2.3	2.2	2.3	2.3	2.3	2.3
Avg. Stride Length [m]	6.4	7.9	7.8	7.6	7.3	7.2	7.3	6.8



- [ ] Ranking at each section and finish
- .-.- No data available at this section
- NA No data available



Horse/Jockey Name	Centre Bounce
Final Rank	10
Fastest Section Time (Section)	0:10.92 (1400m)
Top Speed [km/h] (Section)	67.0 (1400m)
Race State	Finished



Doomben QLD Professional

Race 8: XXXX BENCHMARK 85 Handicap - 1600m

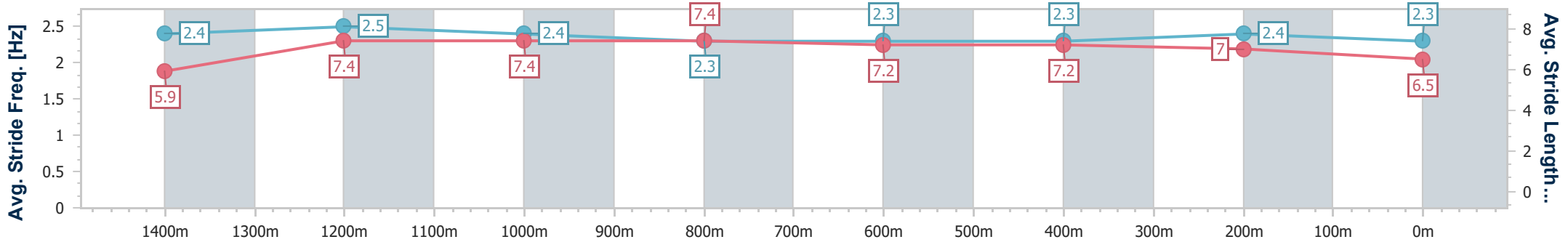
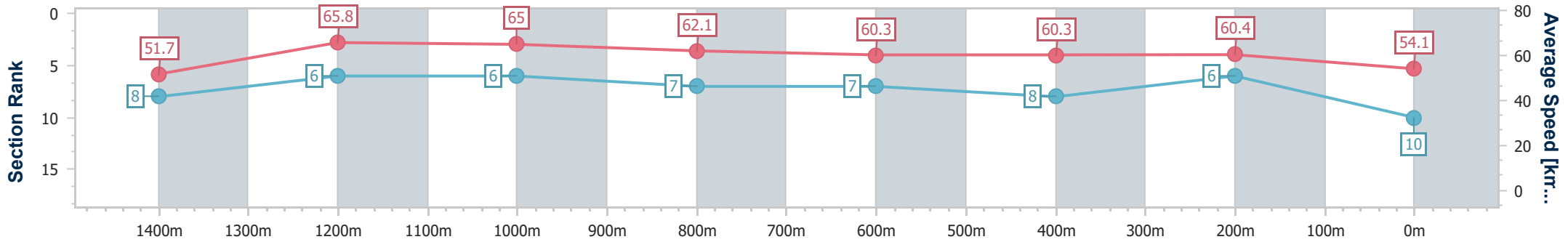
13 July 2024 - 16:10

Track Rating: Soft 6, Weather: Overcast, Rail Position: +0.5m Entire



BRISBANE RACING CLUB

Section	Overall	1400m	1200m	1000m	800m	600m	400m	200m
Section Times	1:37.35 [10] (0:13.98)	1:23.37 [8] (0:10.92)	1:12.45 [6] (0:11.11)	1:01.34 [6] (0:11.70)	0:49.64 [7] (0:12.27)	0:37.37 [7] (0:12.05)	0:25.32 [8] (0:12.03)	0:13.29 [6] (0:13.29)
Average Speed [km/h]	51.7	65.8	65.0	62.1	60.3	60.3	60.4	54.1
Top Speed [km/h]	66.6	67.0	66.0	65.6	62.0	61.2	62.2	59.1
Avg. Dist. to Rail [m]	2.8	0.9	3.0	3.5	4.7	2.0	4.5	7.0
Avg. Stride Freq. [Hz]	2.4	2.5	2.4	2.3	2.3	2.3	2.4	2.3
Avg. Stride Length [m]	5.9	7.4	7.4	7.4	7.2	7.2	7.0	6.5



- [ ] Ranking at each section and finish
- .-.- No data available at this section
- NA No data available



Horse/Jockey Name	Military Gambler
Final Rank	11
Fastest Section Time (Section)	0:11.07 (1200m)
Top Speed [km/h] (Section)	66.7 (1200m)
Race State	Finished



Doomben QLD Professional

Race 8: XXXX BENCHMARK 85 Handicap - 1600m

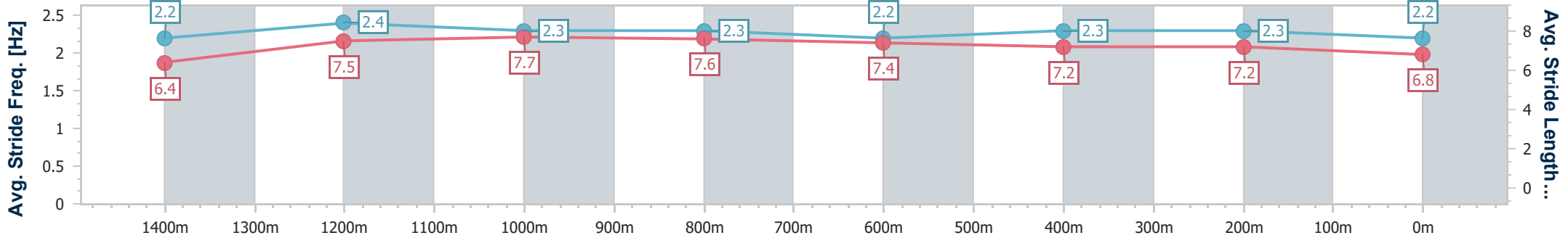
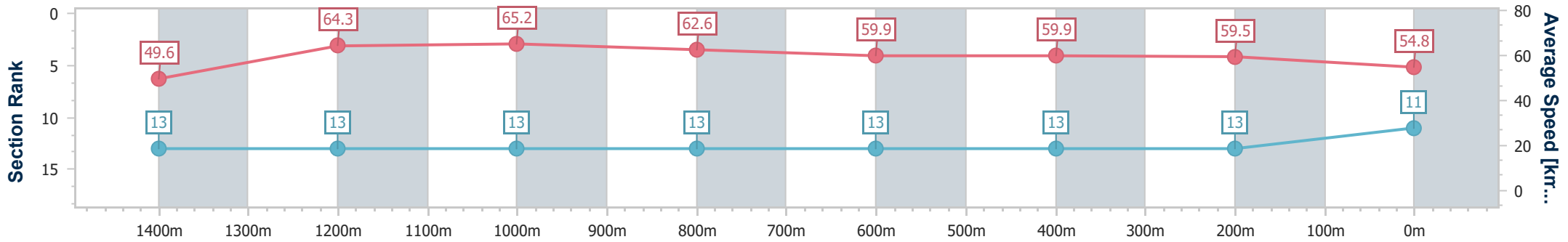
13 July 2024 - 16:10

Track Rating: Soft 6, Weather: Overcast, Rail Position: +0.5m Entire



BRISBANE RACING CLUB

Section	Overall	1400m	1200m	1000m	800m	600m	400m	200m
Section Times	1:37.62 [11] (0:14.50)	1:23.12 [13] (0:11.23)	1:11.89 [13] (0:11.07)	1:00.82 [13] (0:11.51)	0:49.31 [13] (0:12.03)	0:37.28 [13] (0:12.03)	0:25.25 [13] (0:12.11)	0:13.14 [13] (0:13.14)
Average Speed [km/h]	49.6	64.3	65.2	62.6	59.9	59.9	59.5	54.8
Top Speed [km/h]	63.8	66.0	66.7	65.5	61.1	61.0	60.7	58.5
Avg. Dist. to Rail [m]	3.7	1.1	2.4	1.8	0.4	0.3	1.8	1.1
Avg. Stride Freq. [Hz]	2.2	2.4	2.3	2.3	2.2	2.3	2.3	2.2
Avg. Stride Length [m]	6.4	7.5	7.7	7.6	7.4	7.2	7.2	6.8



- [ ] Ranking at each section and finish
- .-.- No data available at this section
- NA No data available



Horse/Jockey Name	Magic Conqueror
Final Rank	12
Fastest Section Time (Section)	0:11.09 (1200m)
Top Speed [km/h] (Section)	66.4 (1400m)
Race State	Finished



Doomben QLD Professional

Race 8: XXXX BENCHMARK 85 Handicap - 1600m

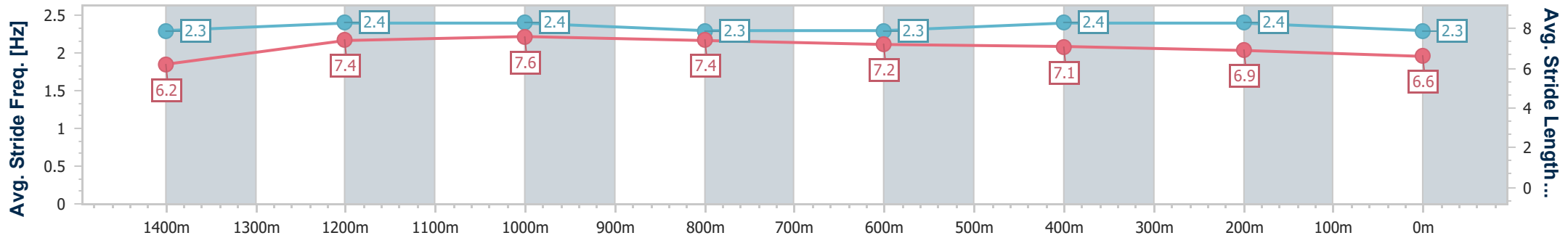
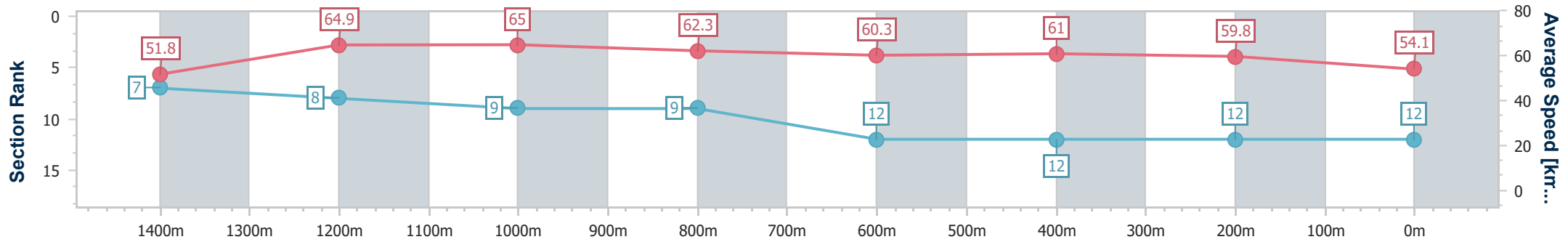
13 July 2024 - 16:10

Track Rating: Soft 6, Weather: Overcast, Rail Position: +0.5m Entire



BRISBANE RACING CLUB

Section	Overall	1400m	1200m	1000m	800m	600m	400m	200m
Section Times	1:37.77 [12] (0:13.91)	1:23.86 [7] (0:11.24)	1:12.62 [8] (0:11.09)	1:01.53 [9] (0:11.69)	0:49.84 [9] (0:12.25)	0:37.59 [12] (0:12.11)	0:25.48 [12] (0:12.19)	0:13.29 [12] (0:13.29)
Average Speed [km/h]	51.8	64.9	65.0	62.3	60.3	61.0	59.8	54.1
Top Speed [km/h]	64.7	66.4	66.1	63.6	62.1	62.1	61.6	57.8
Avg. Dist. to Rail [m]	6.6	1.9	4.7	3.7	4.9	4.8	6.3	6.6
Avg. Stride Freq. [Hz]	2.3	2.4	2.4	2.3	2.3	2.4	2.4	2.3
Avg. Stride Length [m]	6.2	7.4	7.6	7.4	7.2	7.1	6.9	6.6



- [ ] Ranking at each section and finish
- .-.- No data available at this section
- NA No data available





Horse/Jockey Name	Stuttering
Final Rank	13
Fastest Section Time (Section)	0:10.94 (1200m)
Top Speed [km/h] (Section)	67.1 (1200m)
Race State	Finished



Doomben QLD Professional

Race 8: XXXX BENCHMARK 85 Handicap - 1600m

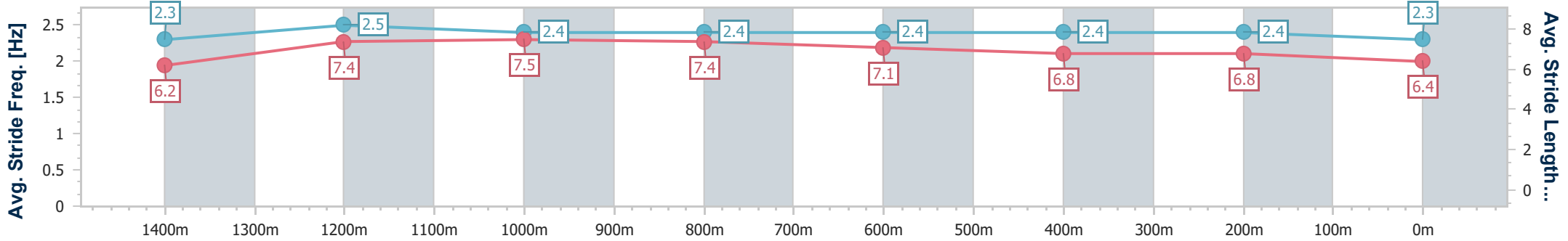
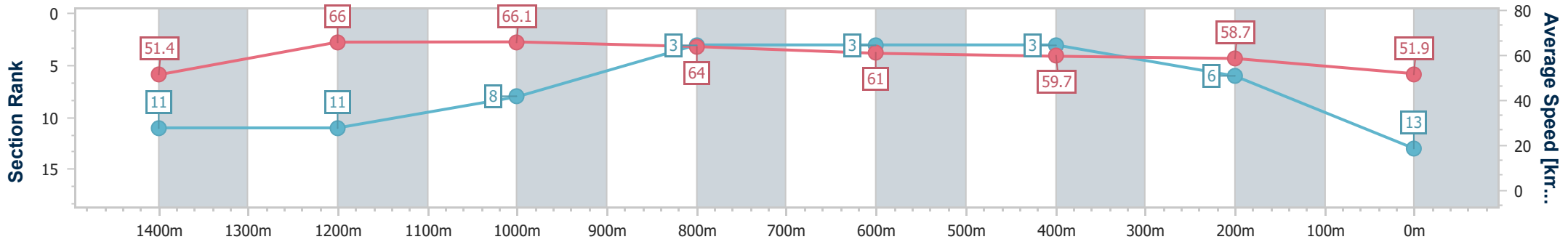
13 July 2024 - 16:10

Track Rating: Soft 6, Weather: Overcast, Rail Position: +0.5m Entire



BRISBANE RACING CLUB

Section	Overall	1400m	1200m	1000m	800m	600m	400m	200m
Section Times	1:37.91 [13] (0:14.02)	1:23.89 [11] (0:11.27)	1:12.62 [11] (0:10.94)	1:01.68 [8] (0:11.34)	0:50.34 [3] (0:11.97)	0:38.37 [3] (0:12.24)	0:26.13 [3] (0:12.28)	0:13.85 [6] (0:13.85)
Average Speed [km/h]	51.4	66.0	66.1	64.0	61.0	59.7	58.7	51.9
Top Speed [km/h]	65.6	67.0	67.1	65.1	62.4	61.2	61.0	55.5
Avg. Dist. to Rail [m]	6.6	4.7	6.2	4.0	3.1	2.7	1.5	3.5
Avg. Stride Freq. [Hz]	2.3	2.5	2.4	2.4	2.4	2.4	2.4	2.3
Avg. Stride Length [m]	6.2	7.4	7.5	7.4	7.1	6.8	6.8	6.4



- [ ] Ranking at each section and finish
- .-.- No data available at this section
- NA No data available