



Doomben QLD Professional

Race 6: SKY RACING Fillies and Mares BENCHMARK 78 Handicap - 1110m

13 July 2024 - 14:53



BRISBANE
RACING CLUB

Track Rating: Soft 6, Weather: Overcast, Rail Position: +0.5m Entire

Section		Overall	1000m	800m	600m	400m	200m	Last 600m					
Field Times		1:05.07 (0:08.16)	0:56.91 (0:10.51)	0:46.40 (0:11.34)	0:35.06 (0:11.70)	0:23.36 (0:11.22)	0:12.14 (0:12.14)	0:35.06					
Rank	TAB Horse/Jockey	Barrier	Top Speed [km/h]	Fastest Section	Margin						Distance Travelled [m]		
1	2 LIQUOR Angela Jones	3	69.7 1000m	0:08.16 Overall	1:05.07 [1] (0:08.16)	0:56.91 [2] (0:10.51)	0:46.40 [1] (0:11.34)	0:35.06 [1] (0:11.78)	0:23.28 [3] (0:11.14)	0:12.14 [1] (0:12.14)	1:05.07	0:35.06	
2	7 JAYANTHI Damien Thornton	12	68.7 1000m	0:08.86 Overall	1:05.30 [2] (0:08.86)	0:56.44 [8] (0:10.87)	0:45.57 [8] (0:10.95)	0:34.62 [7] (0:11.54)	0:23.08 [7] (0:10.89)	0:12.19 [3] (0:12.19)	1.35L	0:34.62	+0
3	9 MISS MIDDLE PARK Jag Guthmann-Chester	6	68.8 1000m	0:08.85 Overall	1:05.37 [3] (0:08.85)	0:56.52 [7] (0:10.69)	0:45.83 [7] (0:11.17)	0:34.66 [8] (0:11.57)	0:23.09 [8] (0:11.07)	0:12.02 [7] (0:12.02)	1.74L	0:34.66	-4
4	3 MAID TO FIT Cejay Graham	1	71.4 1000m	0:08.47 Overall	1:05.41 [4] (0:08.47)	0:56.94 [4] (0:10.53)	0:46.41 [4] (0:11.30)	0:35.11 [4] (0:11.75)	0:23.36 [5] (0:11.21)	0:12.15 [6] (0:12.15)	1.99L	0:35.11	-4
5	10 MOUETTE Tahlia Fenlon	7	68.9 1000m	0:08.29 Overall	1:05.67 [5] (0:08.29)	0:57.38 [3] (0:10.73)	0:46.65 [5] (0:11.21)	0:35.44 [3] (0:11.48)	0:23.96 [1] (0:11.26)	0:12.70 [2] (0:12.70)	3.53L	0:35.44	-3
6	11 GEE BEE ESS Marnu Potgieter	5	67.8 1000m	0:08.63 Overall	1:05.94 [6] (0:08.63)	0:57.31 [6] (0:10.74)	0:46.57 [6] (0:11.19)	0:35.38 [6] (0:11.61)	0:23.77 [6] (0:11.20)	0:12.57 [8] (0:12.57)	5.11L	0:35.38	-10
7	8 LENNIC Boris Thornton	4	69.4 1000m	0:08.16 Overall	1:06.21 [7] (0:08.16)	0:58.05 [1] (0:10.62)	0:47.43 [2] (0:11.34)	0:36.09 [2] (0:11.65)	0:24.44 [2] (0:11.49)	0:12.95 [5] (0:12.95)	6.7L	0:36.09	-2

Scratched: Glorious Ruby (#6), Bold And Lucy (#4), Amore Veloce (#5), Affinity Flyer (#12), Nanagui (#1)



Horse/Jockey Name	Liquor
Final Rank	1
Fastest Section Time (Section)	0:08.16 (Overall)
Top Speed [km/h] (Section)	69.7 (1000m)
Race State	Finished



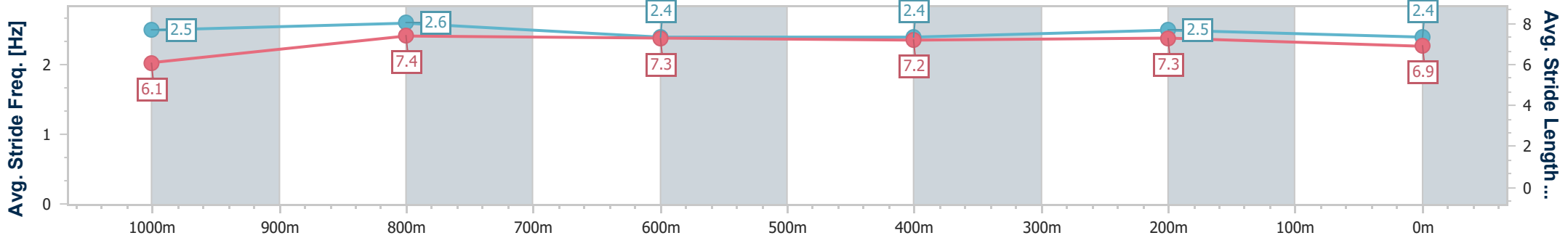
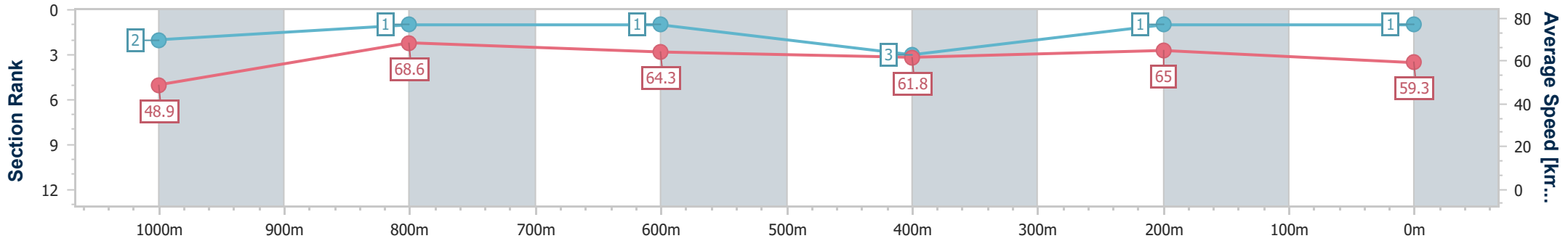
Doomben QLD Professional
Race 6: SKY RACING Fillies and Mares BENCHMARK 78
Handicap - 1110m
13 July 2024 - 14:53



BRISBANE
RACING CLUB

Track Rating: Soft 6, Weather: Overcast, Rail Position: +0.5m Entire

Section	Overall	1000m	800m	600m	400m	200m
Section Times	1:05.07 [1] (0:08.16)	0:56.91 [2] (0:10.51)	0:46.40 [1] (0:11.34)	0:35.06 [1] (0:11.78)	0:23.28 [3] (0:11.14)	0:12.14 [1] (0:12.14)
Average Speed [km/h]	48.9	68.6	64.3	61.8	65.0	59.3
Top Speed [km/h]	67.1	69.7	68.3	64.3	67.0	63.7
Avg. Dist. to Rail [m]	2.8	1.4	2.5	2.6	3.3	3.5
Avg. Stride Freq. [Hz]	2.5	2.6	2.4	2.4	2.5	2.4
Avg. Stride Length [m]	6.1	7.4	7.3	7.2	7.3	6.9



- [] Ranking at each section and finish
- .-.- No data available at this section
- NA No data available



Horse/Jockey Name	Jayanthi
Final Rank	2
Fastest Section Time (Section)	0:08.86 (Overall)
Top Speed [km/h] (Section)	68.7 (1000m)
Race State	Finished



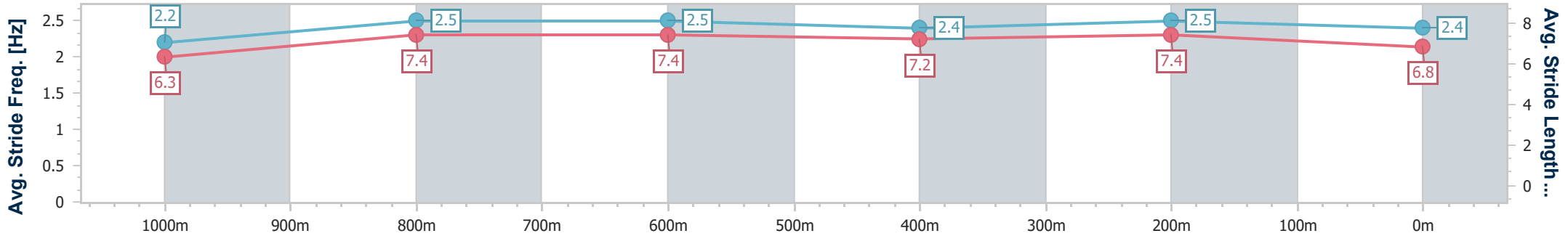
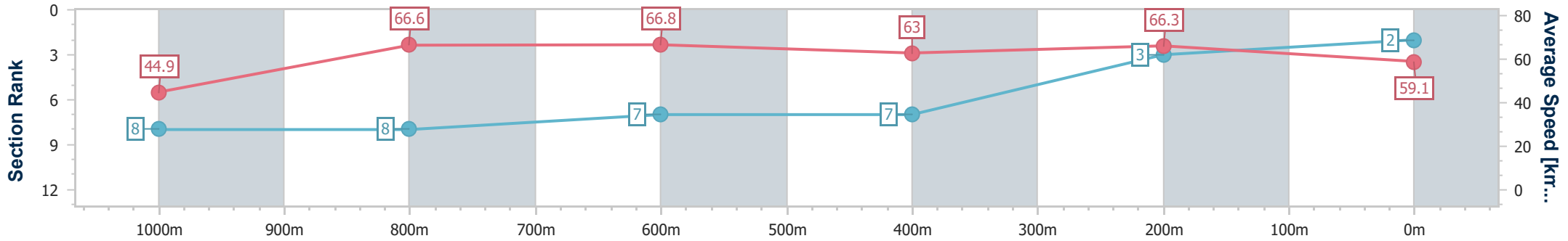
Doomben QLD Professional
Race 6: SKY RACING Fillies and Mares BENCHMARK 78
Handicap - 1110m
13 July 2024 - 14:53



BRISBANE
RACING CLUB

Track Rating: Soft 6, Weather: Overcast, Rail Position: +0.5m Entire

Section	Overall	1000m	800m	600m	400m	200m
Section Times	1:05.30 [2] (0:08.86)	0:56.44 [8] (0:10.87)	0:45.57 [8] (0:10.95)	0:34.62 [7] (0:11.54)	0:23.08 [7] (0:10.89)	0:12.19 [3] (0:12.19)
Average Speed [km/h]	44.9	66.6	66.8	63.0	66.3	59.1
Top Speed [km/h]	62.9	68.7	67.8	66.4	67.1	65.1
Avg. Dist. to Rail [m]	11.2	4.8	2.5	2.6	2.3	6.0
Avg. Stride Freq. [Hz]	2.2	2.5	2.5	2.4	2.5	2.4
Avg. Stride Length [m]	6.3	7.4	7.4	7.2	7.4	6.8



- [] Ranking at each section and finish
- .-.- No data available at this section
- NA No data available



Horse/Jockey Name	Miss Middle Park
Final Rank	3
Fastest Section Time (Section)	0:08.85 (Overall)
Top Speed [km/h] (Section)	68.8 (1000m)
Race State	Finished



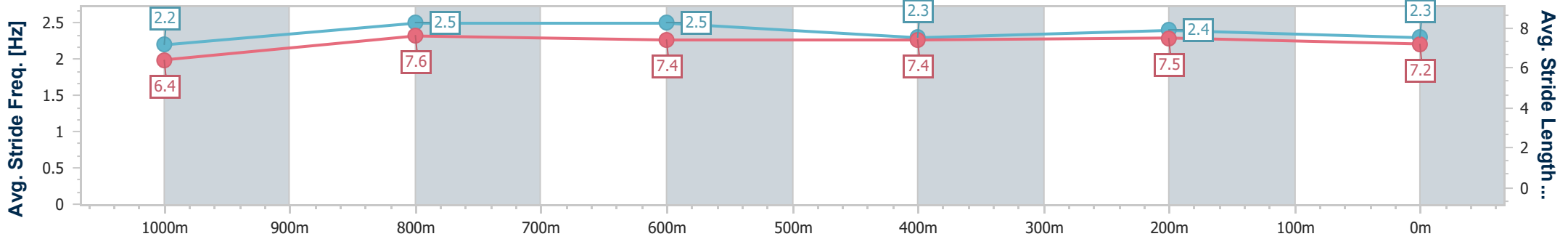
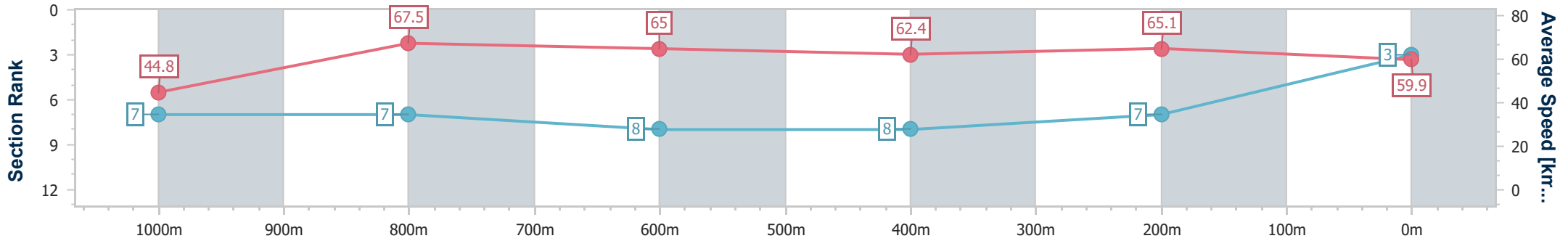
Doomben QLD Professional
Race 6: SKY RACING Fillies and Mares BENCHMARK 78
Handicap - 1110m
13 July 2024 - 14:53



BRISBANE
RACING CLUB

Track Rating: Soft 6, Weather: Overcast, Rail Position: +0.5m Entire

Section	Overall	1000m	800m	600m	400m	200m
Section Times	1:05.37 [3] (0:08.85)	0:56.52 [7] (0:10.69)	0:45.83 [7] (0:11.17)	0:34.66 [8] (0:11.57)	0:23.09 [8] (0:11.07)	0:12.02 [7] (0:12.02)
Average Speed [km/h]	44.8	67.5	65.0	62.4	65.1	59.9
Top Speed [km/h]	64.7	68.8	68.4	64.4	66.3	63.3
Avg. Dist. to Rail [m]	3.9	1.0	2.1	1.0	1.8	4.3
Avg. Stride Freq. [Hz]	2.2	2.5	2.5	2.3	2.4	2.3
Avg. Stride Length [m]	6.4	7.6	7.4	7.4	7.5	7.2



- [] Ranking at each section and finish
- .-.- No data available at this section
- NA No data available



Horse/Jockey Name	Maid To Fit
Final Rank	4
Fastest Section Time (Section)	0:08.47 (Overall)
Top Speed [km/h] (Section)	71.4 (1000m)
Race State	Finished



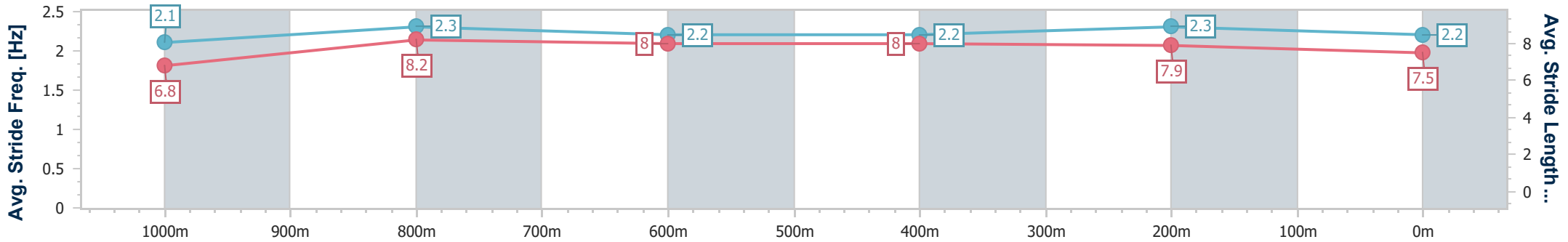
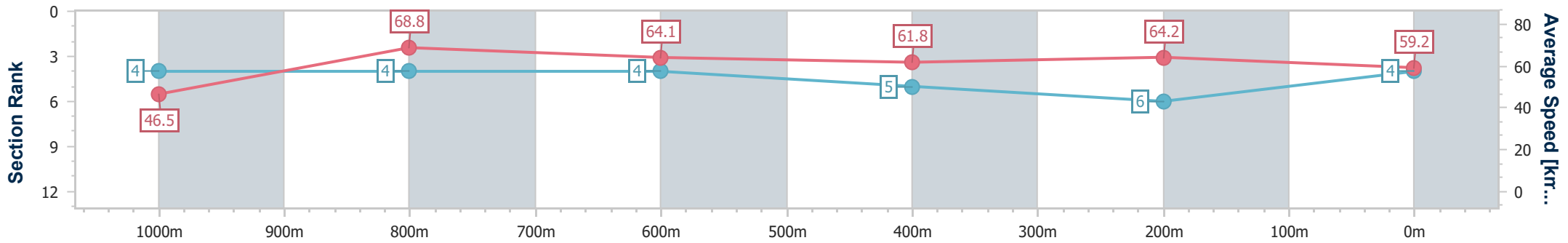
Doomben QLD Professional
Race 6: SKY RACING Fillies and Mares BENCHMARK 78
Handicap - 1110m
13 July 2024 - 14:53



BRISBANE
RACING CLUB

Track Rating: Soft 6, Weather: Overcast, Rail Position: +0.5m Entire

Section	Overall	1000m	800m	600m	400m	200m
Section Times	1:05.41 [4] (0:08.47)	0:56.94 [4] (0:10.53)	0:46.41 [4] (0:11.30)	0:35.11 [4] (0:11.75)	0:23.36 [5] (0:11.21)	0:12.15 [6] (0:12.15)
Average Speed [km/h]	46.5	68.8	64.1	61.8	64.2	59.2
Top Speed [km/h]	66.0	71.4	66.7	64.0	65.4	62.5
Avg. Dist. to Rail [m]	0.7	0.4	1.8	1.3	1.1	1.8
Avg. Stride Freq. [Hz]	2.1	2.3	2.2	2.2	2.3	2.2
Avg. Stride Length [m]	6.8	8.2	8.0	8.0	7.9	7.5



- [] Ranking at each section and finish
- .-.- No data available at this section
- NA No data available



Horse/Jockey Name	Mouette
Final Rank	5
Fastest Section Time (Section)	0:08.29 (Overall)
Top Speed [km/h] (Section)	68.9 (1000m)
Race State	Finished



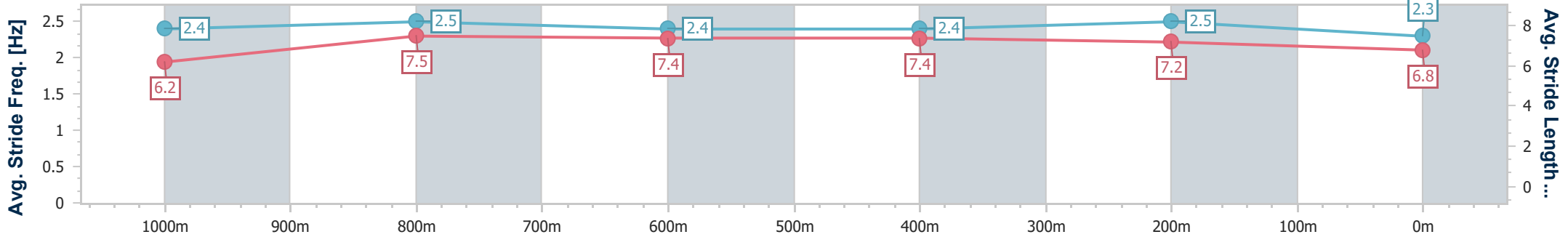
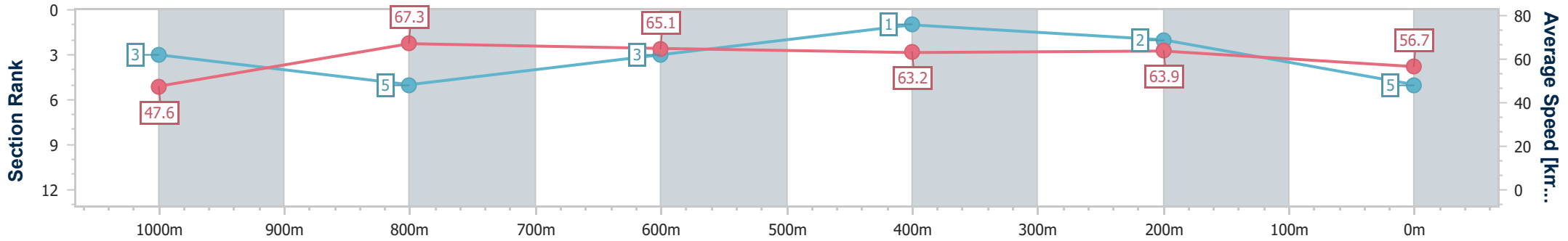
Doomben QLD Professional
Race 6: SKY RACING Fillies and Mares BENCHMARK 78
Handicap - 1110m
13 July 2024 - 14:53



BRISBANE
RACING CLUB

Track Rating: Soft 6, Weather: Overcast, Rail Position: +0.5m Entire

Section	Overall	1000m	800m	600m	400m	200m
Section Times	1:05.67 [5] (0:08.29)	0:57.38 [3] (0:10.73)	0:46.65 [5] (0:11.21)	0:35.44 [3] (0:11.48)	0:23.96 [1] (0:11.26)	0:12.70 [2] (0:12.70)
Average Speed [km/h]	47.6	67.3	65.1	63.2	63.9	56.7
Top Speed [km/h]	66.1	68.9	67.5	64.0	65.0	61.1
Avg. Dist. to Rail [m]	5.6	2.1	2.3	1.6	1.9	4.2
Avg. Stride Freq. [Hz]	2.4	2.5	2.4	2.4	2.5	2.3
Avg. Stride Length [m]	6.2	7.5	7.4	7.4	7.2	6.8



- [] Ranking at each section and finish
- .-.- No data available at this section
- NA No data available



Horse/Jockey Name	Gee Bee Ess
Final Rank	6
Fastest Section Time (Section)	0:08.63 (Overall)
Top Speed [km/h] (Section)	67.8 (1000m)
Race State	Finished



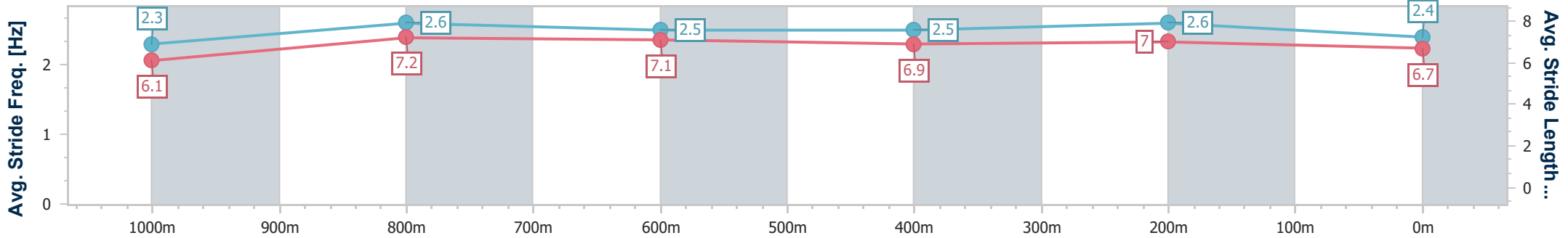
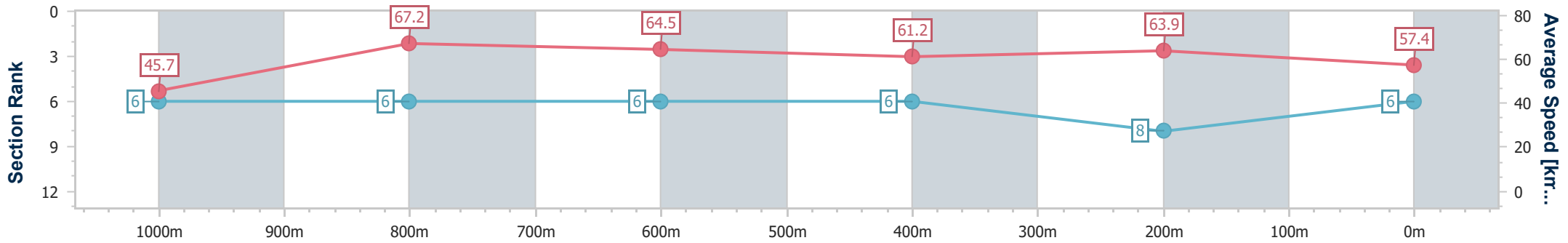
Doomben QLD Professional
Race 6: SKY RACING Fillies and Mares BENCHMARK 78
Handicap - 1110m
13 July 2024 - 14:53



BRISBANE
RACING CLUB

Track Rating: Soft 6, Weather: Overcast, Rail Position: +0.5m Entire

Section	Overall	1000m	800m	600m	400m	200m
Section Times	1:05.94 [6] (0:08.63)	0:57.31 [6] (0:10.74)	0:46.57 [6] (0:11.19)	0:35.38 [6] (0:11.61)	0:23.77 [6] (0:11.20)	0:12.57 [8] (0:12.57)
Average Speed [km/h]	45.7	67.2	64.5	61.2	63.9	57.4
Top Speed [km/h]	65.1	67.8	66.7	63.1	65.9	61.6
Avg. Dist. to Rail [m]	3.5	1.0	0.3	1.7	1.3	2.0
Avg. Stride Freq. [Hz]	2.3	2.6	2.5	2.5	2.6	2.4
Avg. Stride Length [m]	6.1	7.2	7.1	6.9	7.0	6.7



- [] Ranking at each section and finish
- .-.- No data available at this section
- NA No data available



Horse/Jockey Name	Lennic
Final Rank	7
Fastest Section Time (Section)	0:08.16 (Overall)
Top Speed [km/h] (Section)	69.4 (1000m)
Race State	Finished



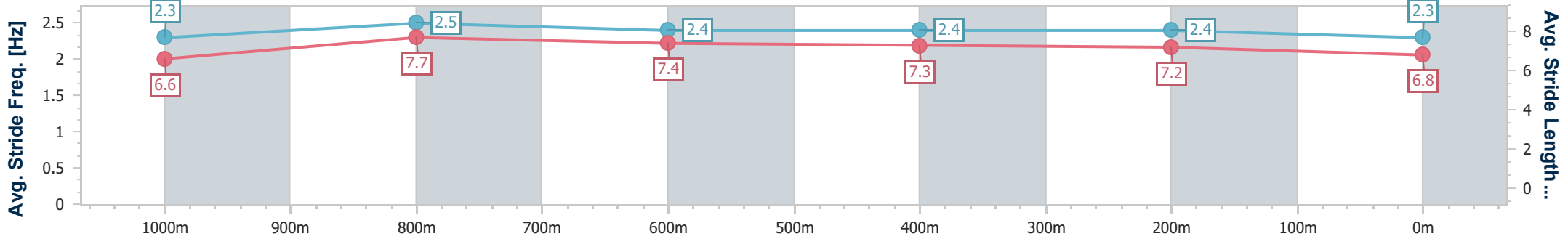
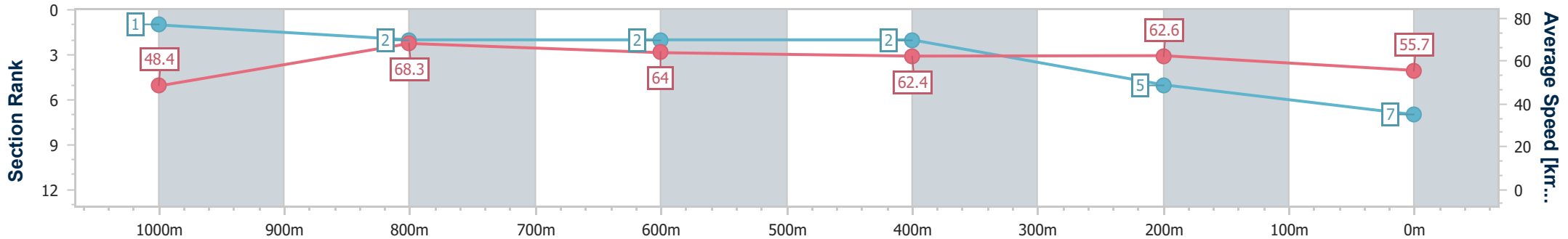
Doomben QLD Professional
Race 6: SKY RACING Fillies and Mares BENCHMARK 78
Handicap - 1110m
13 July 2024 - 14:53



BRISBANE
RACING CLUB

Track Rating: Soft 6, Weather: Overcast, Rail Position: +0.5m Entire

Section	Overall	1000m	800m	600m	400m	200m
Section Times	1:06.21 [7] (0:08.16)	0:58.05 [1] (0:10.62)	0:47.43 [2] (0:11.34)	0:36.09 [2] (0:11.65)	0:24.44 [2] (0:11.49)	0:12.95 [5] (0:12.95)
Average Speed [km/h]	48.4	68.3	64.0	62.4	62.6	55.7
Top Speed [km/h]	66.9	69.4	67.0	63.5	64.4	60.1
Avg. Dist. to Rail [m]	3.9	2.4	2.2	1.5	2.2	3.8
Avg. Stride Freq. [Hz]	2.3	2.5	2.4	2.4	2.4	2.3
Avg. Stride Length [m]	6.6	7.7	7.4	7.3	7.2	6.8



- [] Ranking at each section and finish
- .-.- No data available at this section
- NA No data available