



# Doomben QLD Professional

## Race 1: TEDDY BEARS PICNIC 3 AUGUST QTIS Two-Year-Old Handicap - 1350m

13 July 2024 - 11:54



BRISBANE  
RACING CLUB

Track Rating: Soft 6, Weather: Overcast, Rail Position: +0.5m Entire

Section		Overall	1200m	1000m	800m	600m	400m	Last 600m				
Field Times		1:21.07 (0:11.08)	1:09.99 (0:10.90)	0:59.09 (0:11.57)	0:47.52 (0:12.17)	0:35.35 (0:11.92)	0:23.43 (0:11.56)	0:35.35				
Rank	TAB Horse/Jockey	Barrier	Top Speed [km/h]	Fastest Section	Distance Travelled [m]							
1	3 ENTERPRISE DEFENCE Michael Rodd	2	67.2 1200m	0:10.91 1200m	1:21.07 [1] (0:11.24)	1:09.83 [4] (0:10.91)	0:58.92 [3] (0:11.64)	0:47.28 [4] (0:12.24)	0:35.04 [4] (0:11.97)	0:23.07 [5] (0:11.24)	0:35.04	
2	1 SAVOUR THE DREAM Jim Byrne	7	67.3 1200m	0:10.89 1200m	1:21.12 [2] (0:11.40)	1:09.72 [7] (0:10.89)	0:58.83 [6] (0:11.71)	0:47.12 [6] (0:12.31)	0:34.81 [7] (0:11.86)	0:22.95 [6] (0:11.12)	0:34.81	-2
3	9 BELLA KHADIJAH Damien Thornton	12	66.9 1200m	0:10.95 1200m	1:21.33 [3] (0:11.62)	1:09.71 [8] (0:10.95)	0:58.76 [8] (0:11.71)	0:47.05 [8] (0:12.25)	0:34.80 [8] (0:11.92)	0:22.88 [8] (0:11.19)	0:34.80	-4
4	5 GOODLUCKTOME Vlad Duric	8	69.1 1200m	0:10.82 1200m	1:21.52 [4] (0:11.36)	1:10.16 [6] (0:10.82)	0:59.34 [5] (0:11.77)	0:47.57 [5] (0:12.10)	0:35.47 [5] (0:11.85)	0:23.62 [3] (0:11.30)	0:35.47	+1
5	10 INDUBITABLY Angela Jones	5	67.4 1200m	0:10.89 1200m	1:21.87 [5] (0:11.11)	1:10.76 [2] (0:10.89)	0:59.87 [2] (0:11.61)	0:48.26 [2] (0:12.18)	0:36.08 [2] (0:11.97)	0:24.11 [2] (0:11.61)	0:36.08	-1
6	2 MISS TRUSTFUL Kyle Wilson-Taylor	4	67.4 1200m	0:10.90 1200m	1:22.01 [6] (0:11.08)	1:10.93 [1] (0:10.90)	1:00.03 [1] (0:11.57)	0:48.46 [1] (0:12.17)	0:36.29 [1] (0:11.92)	0:24.37 [1] (0:11.63)	0:36.29	-7
7	11 HEALTHY SUSPICION Andrew Mallyon	3	66.9 1200m	0:11.03 1200m	1:22.46 [7] (0:11.29)	1:11.17 [5] (0:11.03)	1:00.14 [7] (0:11.69)	0:48.45 [7] (0:12.20)	0:36.25 [6] (0:11.98)	0:24.27 [7] (0:11.77)	0:36.25	+0
8	6 RIVER ROGUE Samantha Collett	1	66.5 1200m	0:10.99 1200m	1:22.86 [8] (0:11.16)	1:11.70 [3] (0:10.99)	1:00.71 [4] (0:11.57)	0:49.14 [3] (0:12.25)	0:36.89 [3] (0:11.97)	0:24.92 [4] (0:11.80)	0:36.89	-5
9	12 SODAMCUTE Cejay Graham	9	67.1 1200m	0:11.01 1200m	1:23.42 [9] (0:11.66)	1:11.76 [9] (0:11.01)	1:00.75 [9] (0:11.75)	0:49.00 [9] (0:12.20)	0:36.80 [9] (0:12.07)	0:24.73 [9] (0:11.78)	0:36.80	-5

Scratched: Inception (#7), Vanilla Twist (#8), Belmont Park (#4)



**Doomben QLD Professional**  
**Race 1: TEDDY BEARS PICNIC 3 AUGUST QTIS Two-Year-Old Handicap**  
**- 1350m**  
**13 July 2024 - 11:54**



Track Rating: Soft 6, Weather: Overcast, Rail Position: +0.5m Entire

Section				200m				Last 600m	
Field Times				0:11.87		(0:11.87)		0:35.35	
Rank	TAB	Horse/Jockey	Barrier	Top Speed [km/h]	Fastest Section	Margin			Distance Travelled [m]
1	3	<b>ENTERPRISE DEFENCE</b> Michael Rodd	2	67.2 1200m	0:10.91 1200m	0:11.83 [2] (0:11.83)	1:21.07		0:35.04
2	1	<b>SAVOUR THE DREAM</b> Jim Byrne	7	67.3 1200m	0:10.89 1200m	0:11.83 [4] (0:11.83)	0.27L		0:34.81 -2
3	9	<b>BELLA KHADIJAH</b> Damien Thornton	12	66.9 1200m	0:10.95 1200m	0:11.69 [6] (0:11.69)	1.54L		0:34.80 -4
4	5	<b>GOODLUCKTOME</b> Vlad Duric	8	69.1 1200m	0:10.82 1200m	0:12.32 [1] (0:12.32)	2.65L		0:35.47 +1
5	10	<b>INDUBITABLY</b> Angela Jones	5	67.4 1200m	0:10.89 1200m	0:12.50 [5] (0:12.50)	4.68L		0:36.08 -1
6	2	<b>MISS TRUSTFUL</b> Kyle Wilson-Taylor	4	67.4 1200m	0:10.90 1200m	0:12.74 [3] (0:12.74)	5.54L		0:36.29 -7
7	11	<b>HEALTHY SUSPICION</b> Andrew Mallyon	3	66.9 1200m	0:11.03 1200m	0:12.50 [8] (0:12.50)	8.17L		0:36.25 +0
8	6	<b>RIVER ROGUE</b> Samantha Collett	1	66.5 1200m	0:10.99 1200m	0:13.12 [7] (0:13.12)	10.54L		0:36.89 -5
9	12	<b>SODAMCUTE</b> Cejay Graham	9	67.1 1200m	0:11.01 1200m	0:12.95 [9] (0:12.95)	13.82L		0:36.80 -5

Scratched: Inception (#7), Vanilla Twist (#8), Belmont Park (#4)

[ ] Ranking at each section and finish  
 -:-:- No data available at this section  
 NA No data available

SCN Saddle cloth number  
 DNF Did not finish  
 DNT Did not track



Horse/Jockey Name	Enterprise Defence
Final Rank	1
Fastest Section Time (Section)	0:10.91 (1200m)
Top Speed [km/h] (Section)	67.2 (1200m)
Race State	Finished



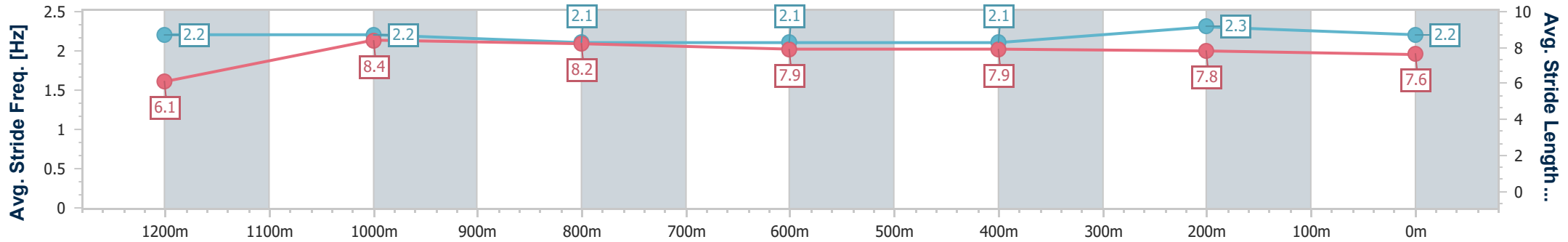
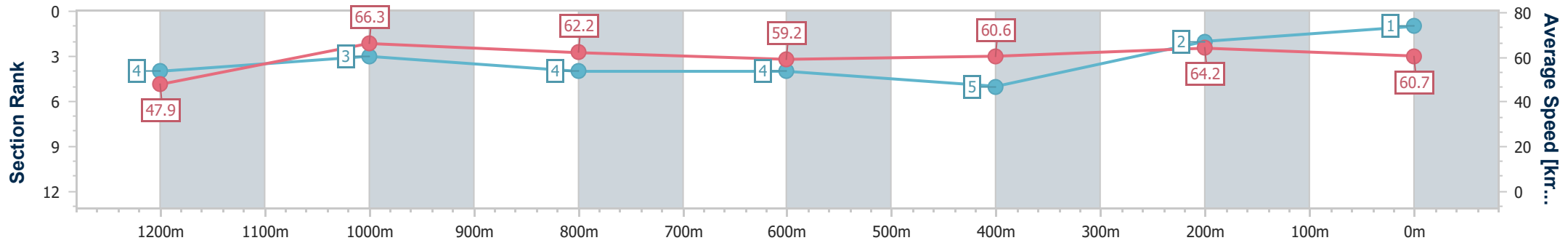
**Doomben QLD Professional**  
**Race 1: TEDDY BEARS PICNIC 3 AUGUST QTIS Two-Year-Old Handicap - 1350m**  
 13 July 2024 - 11:54



BRISBANE RACING CLUB

Track Rating: Soft 6, Weather: Overcast, Rail Position: +0.5m Entire

Section	Overall	1200m	1000m	800m	600m	400m	200m
Section Times	1:21.07 [1] (0:11.24)	1:09.83 [4] (0:10.91)	0:58.92 [3] (0:11.64)	0:47.28 [4] (0:12.24)	0:35.04 [4] (0:11.97)	0:23.07 [5] (0:11.24)	0:11.83 [2] (0:11.83)
Average Speed [km/h]	47.9	66.3	62.2	59.2	60.6	64.2	60.7
Top Speed [km/h]	64.7	67.2	65.6	59.9	62.7	65.2	63.6
Avg. Dist. to Rail [m]	3.4	2.5	1.8	2.1	0.9	2.4	3.7
Avg. Stride Freq. [Hz]	2.2	2.2	2.1	2.1	2.1	2.3	2.2
Avg. Stride Length [m]	6.1	8.4	8.2	7.9	7.9	7.8	7.6



- [ ] Ranking at each section and finish
- .-.- No data available at this section
- NA No data available



Horse/Jockey Name	Savour The Dream
Final Rank	2
Fastest Section Time (Section)	0:10.89 (1200m)
Top Speed [km/h] (Section)	67.3 (1200m)
Race State	Finished



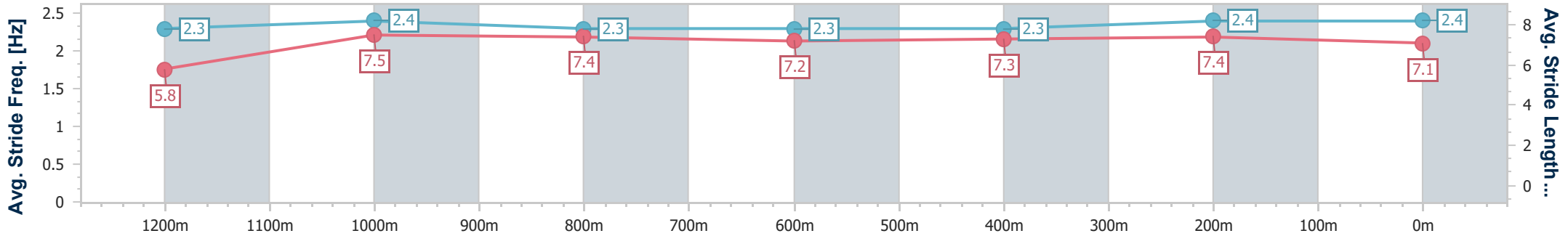
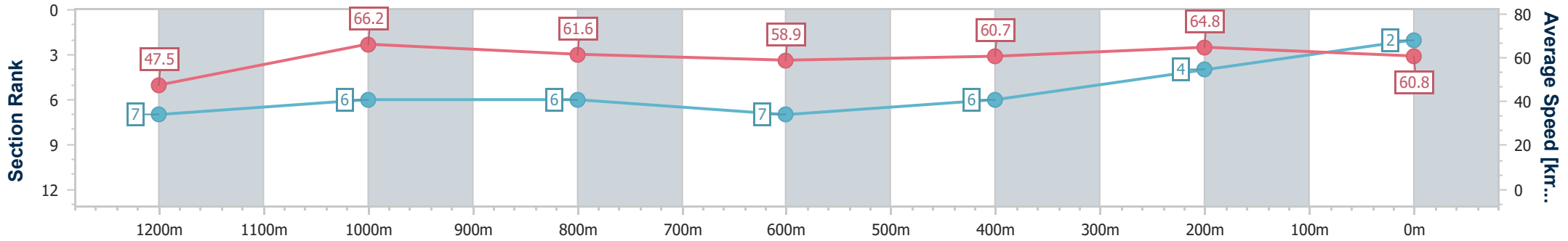
**Doomben QLD Professional**  
**Race 1: TEDDY BEARS PICNIC 3 AUGUST QTIS Two-Year-Old Handicap - 1350m**  
 13 July 2024 - 11:54



BRISBANE RACING CLUB

Track Rating: Soft 6, Weather: Overcast, Rail Position: +0.5m Entire

Section	Overall	1200m	1000m	800m	600m	400m	200m
Section Times	1:21.12 [2] (0:11.40)	1:09.72 [7] (0:10.89)	0:58.83 [6] (0:11.71)	0:47.12 [6] (0:12.31)	0:34.81 [7] (0:11.86)	0:22.95 [6] (0:11.12)	0:11.83 [4] (0:11.83)
Average Speed [km/h]	47.5	66.2	61.6	58.9	60.7	64.8	60.8
Top Speed [km/h]	65.1	67.3	64.6	60.2	63.4	65.7	63.5
Avg. Dist. to Rail [m]	5.5	1.3	1.4	1.4	0.8	1.3	2.9
Avg. Stride Freq. [Hz]	2.3	2.4	2.3	2.3	2.3	2.4	2.4
Avg. Stride Length [m]	5.8	7.5	7.4	7.2	7.3	7.4	7.1



- [ ] Ranking at each section and finish
- .-.- No data available at this section
- NA No data available



Horse/Jockey Name	Bella Khadijah
Final Rank	3
Fastest Section Time (Section)	0:10.95 (1200m)
Top Speed [km/h] (Section)	66.9 (1200m)
Race State	Finished



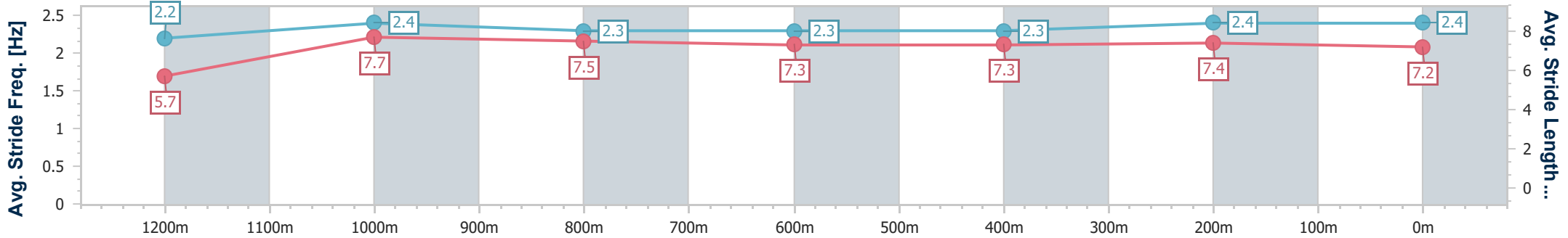
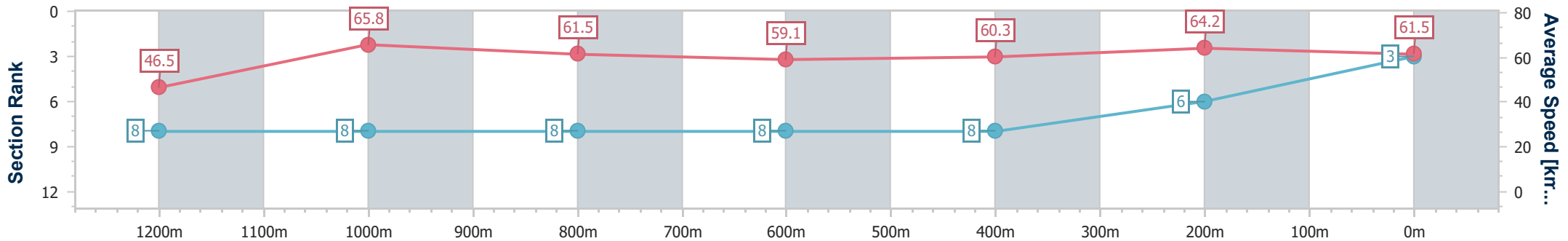
**Doomben QLD Professional**  
**Race 1: TEDDY BEARS PICNIC 3 AUGUST QTIS Two-Year-Old Handicap - 1350m**  
 13 July 2024 - 11:54



BRISBANE RACING CLUB

Track Rating: Soft 6, Weather: Overcast, Rail Position: +0.5m Entire

Section	Overall	1200m	1000m	800m	600m	400m	200m
Section Times	1:21.33 [3] (0:11.62)	1:09.71 [8] (0:10.95)	0:58.76 [8] (0:11.71)	0:47.05 [8] (0:12.25)	0:34.80 [8] (0:11.92)	0:22.88 [8] (0:11.19)	0:11.69 [6]
Average Speed [km/h]	46.5	65.8	61.5	59.1	60.3	64.2	61.5
Top Speed [km/h]	63.4	66.9	64.5	60.4	61.9	65.2	63.5
Avg. Dist. to Rail [m]	8.7	2.3	0.9	0.8	0.8	1.8	4.4
Avg. Stride Freq. [Hz]	2.2	2.4	2.3	2.3	2.3	2.4	2.4
Avg. Stride Length [m]	5.7	7.7	7.5	7.3	7.3	7.4	7.2



- [ ] Ranking at each section and finish
- .-.- No data available at this section
- NA No data available



Horse/Jockey Name	Goodlucktome
Final Rank	4
Fastest Section Time (Section)	0:10.82 (1200m)
Top Speed [km/h] (Section)	69.1 (1200m)
Race State	Finished



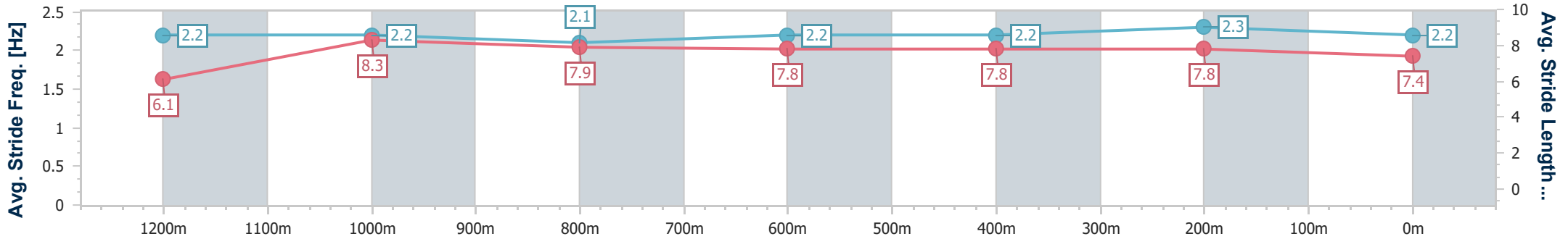
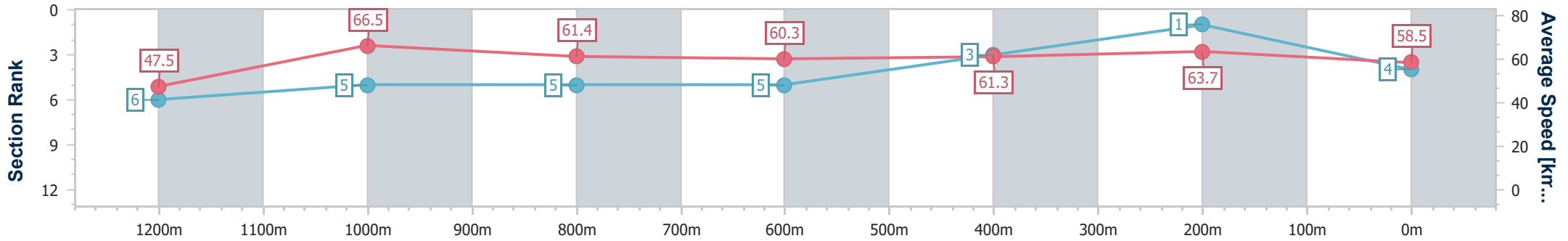
**Doomben QLD Professional**  
**Race 1: TEDDY BEARS PICNIC 3 AUGUST QTIS Two-Year-Old Handicap - 1350m**  
 13 July 2024 - 11:54



BRISBANE  
RACING CLUB

Track Rating: Soft 6, Weather: Overcast, Rail Position: +0.5m Entire

Section	Overall	1200m	1000m	800m	600m	400m	200m
Section Times	1:21.52 [4] (0:11.36)	1:10.16 [6] (0:10.82)	0:59.34 [5] (0:11.77)	0:47.57 [5] (0:12.10)	0:35.47 [5] (0:11.85)	0:23.62 [3] (0:11.30)	0:12.32 [1] (0:12.32)
Average Speed [km/h]	47.5	66.5	61.4	60.3	61.3	63.7	58.5
Top Speed [km/h]	64.0	69.1	65.1	60.9	62.9	65.2	62.7
Avg. Dist. to Rail [m]	6.4	3.1	2.0	2.3	1.4	0.4	1.8
Avg. Stride Freq. [Hz]	2.2	2.2	2.1	2.2	2.2	2.3	2.2
Avg. Stride Length [m]	6.1	8.3	7.9	7.8	7.8	7.8	7.4



- [ ] Ranking at each section and finish
- .-.- No data available at this section
- NA No data available



Horse/Jockey Name	Indubitably
Final Rank	5
Fastest Section Time (Section)	0:10.89 (1200m)
Top Speed [km/h] (Section)	67.4 (1200m)
Race State	Finished



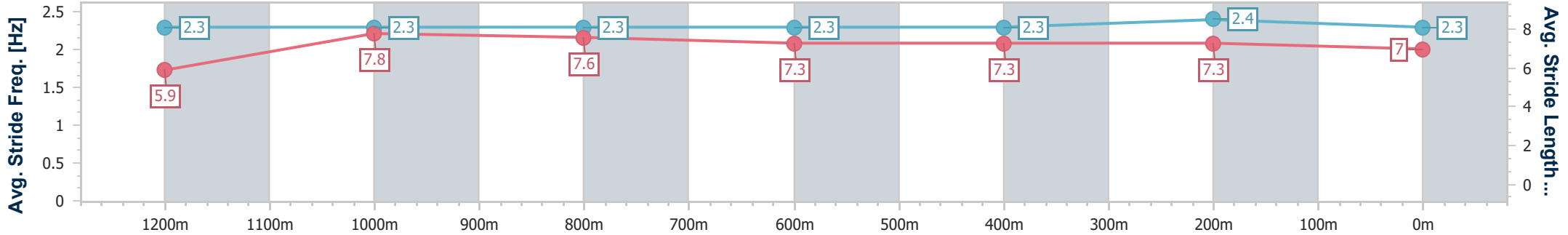
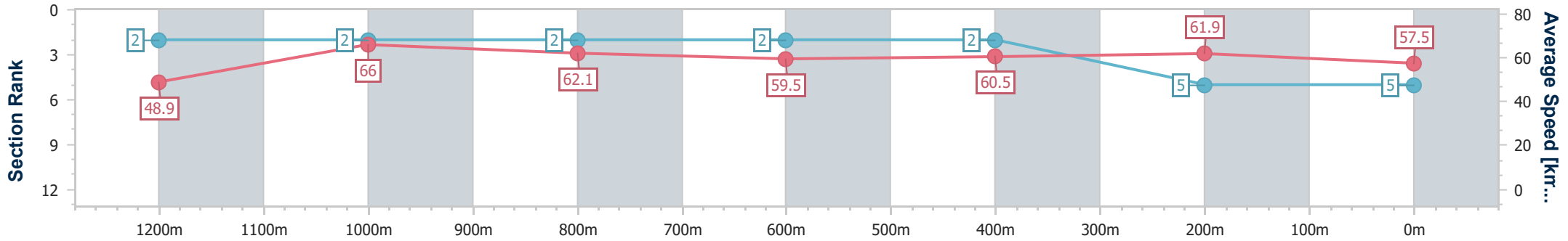
**Doomben QLD Professional**  
**Race 1: TEDDY BEARS PICNIC 3 AUGUST QTIS Two-Year-Old Handicap - 1350m**  
 13 July 2024 - 11:54



BRISBANE RACING CLUB

Track Rating: Soft 6, Weather: Overcast, Rail Position: +0.5m Entire

Section	Overall	1200m	1000m	800m	600m	400m	200m
Section Times	1:21.87 [5] (0:11.11)	1:10.76 [2] (0:10.89)	0:59.87 [2] (0:11.61)	0:48.26 [2] (0:12.18)	0:36.08 [2] (0:11.97)	0:24.11 [2] (0:11.61)	0:12.50 [5] (0:12.50)
Average Speed [km/h]	48.9	66.0	62.1	59.5	60.5	61.9	57.5
Top Speed [km/h]	66.9	67.4	65.4	60.1	62.1	63.0	60.2
Avg. Dist. to Rail [m]	6.0	4.4	1.5	0.9	0.9	0.4	1.0
Avg. Stride Freq. [Hz]	2.3	2.3	2.3	2.3	2.3	2.4	2.3
Avg. Stride Length [m]	5.9	7.8	7.6	7.3	7.3	7.3	7.0



- [ ] Ranking at each section and finish
- .-.- No data available at this section
- NA No data available



Horse/Jockey Name	Miss Trustful
Final Rank	6
Fastest Section Time (Section)	0:10.90 (1200m)
Top Speed [km/h] (Section)	67.4 (1200m)
Race State	Finished



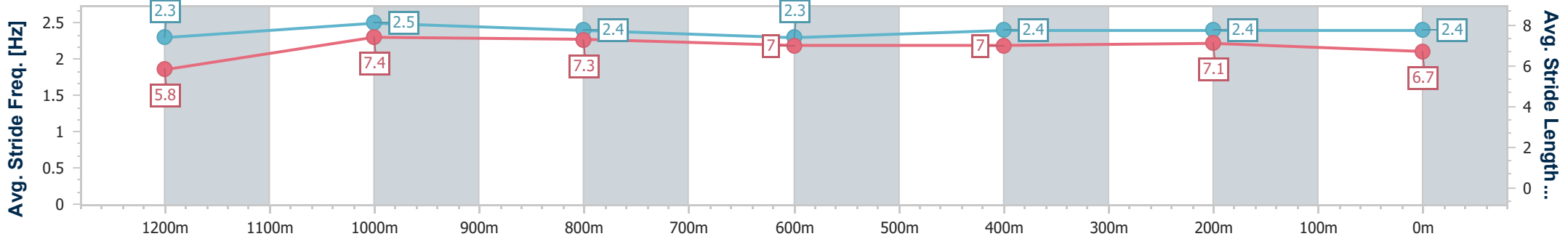
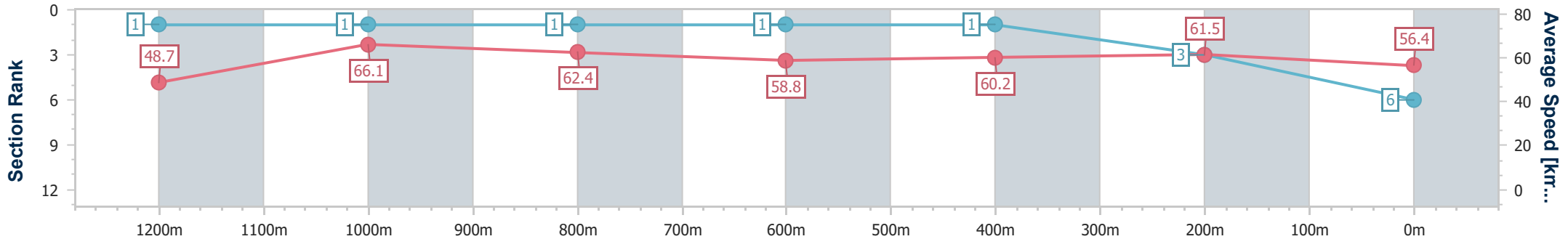
**Doomben QLD Professional**  
**Race 1: TEDDY BEARS PICNIC 3 AUGUST QTIS Two-Year-Old Handicap - 1350m**  
 13 July 2024 - 11:54



BRISBANE RACING CLUB

Track Rating: Soft 6, Weather: Overcast, Rail Position: +0.5m Entire

Section	Overall	1200m	1000m	800m	600m	400m	200m
Section Times	1:22.01 [6] (0:11.08)	1:10.93 [1] (0:10.90)	1:00.03 [1] (0:11.57)	0:48.46 [1] (0:12.17)	0:36.29 [1] (0:11.92)	0:24.37 [1] (0:11.63)	0:12.74 [3] (0:12.74)
Average Speed [km/h]	48.7	66.1	62.4	58.8	60.2	61.5	56.4
Top Speed [km/h]	66.9	67.4	64.8	59.9	61.7	62.3	60.2
Avg. Dist. to Rail [m]	5.0	3.4	0.7	0.6	1.2	1.1	0.6
Avg. Stride Freq. [Hz]	2.3	2.5	2.4	2.3	2.4	2.4	2.4
Avg. Stride Length [m]	5.8	7.4	7.3	7.0	7.0	7.1	6.7



- [ ] Ranking at each section and finish
- .-.- No data available at this section
- NA No data available





Horse/Jockey Name	Healthy Suspicion
Final Rank	7
Fastest Section Time (Section)	0:11.03 (1200m)
Top Speed [km/h] (Section)	66.9 (1200m)
Race State	Finished



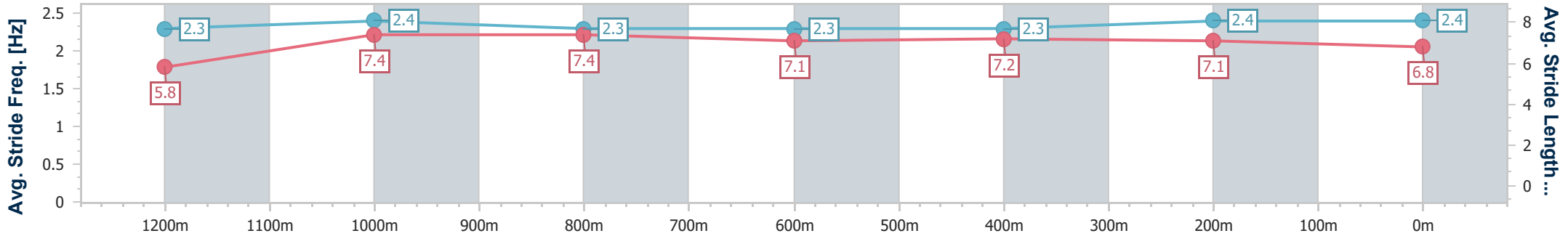
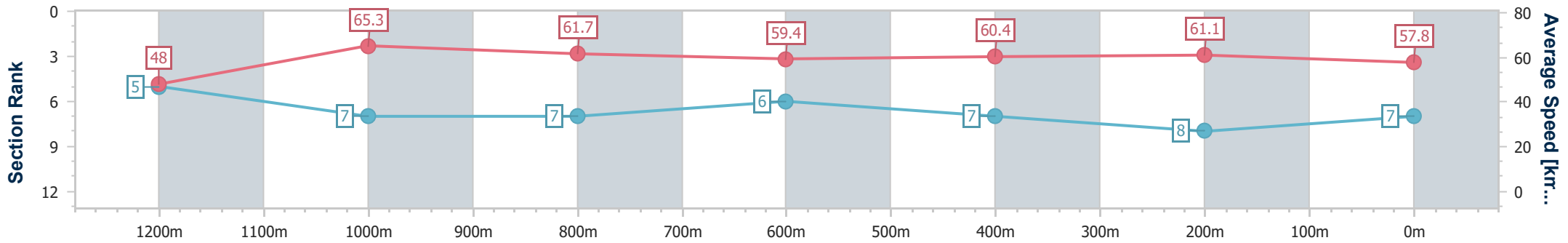
**Doomben QLD Professional**  
**Race 1: TEDDY BEARS PICNIC 3 AUGUST QTIS Two-Year-Old Handicap - 1350m**  
 13 July 2024 - 11:54



BRISBANE RACING CLUB

Track Rating: Soft 6, Weather: Overcast, Rail Position: +0.5m Entire

Section	Overall	1200m	1000m	800m	600m	400m	200m
Section Times	1:22.46 [7] (0:11.29)	1:11.17 [5] (0:11.03)	1:00.14 [7] (0:11.69)	0:48.45 [7] (0:12.20)	0:36.25 [6] (0:11.98)	0:24.27 [7] (0:11.77)	0:12.50 [8] (0:12.50)
Average Speed [km/h]	48.0	65.3	61.7	59.4	60.4	61.1	57.8
Top Speed [km/h]	63.3	66.9	64.2	60.4	61.4	62.6	60.6
Avg. Dist. to Rail [m]	3.9	2.7	1.8	1.5	0.9	2.4	4.2
Avg. Stride Freq. [Hz]	2.3	2.4	2.3	2.3	2.3	2.4	2.4
Avg. Stride Length [m]	5.8	7.4	7.4	7.1	7.2	7.1	6.8



- [ ] Ranking at each section and finish
- .-.- No data available at this section
- NA No data available



Horse/Jockey Name	River Rogue
Final Rank	8
Fastest Section Time (Section)	0:10.99 (1200m)
Top Speed [km/h] (Section)	66.5 (1200m)
Race State	Finished



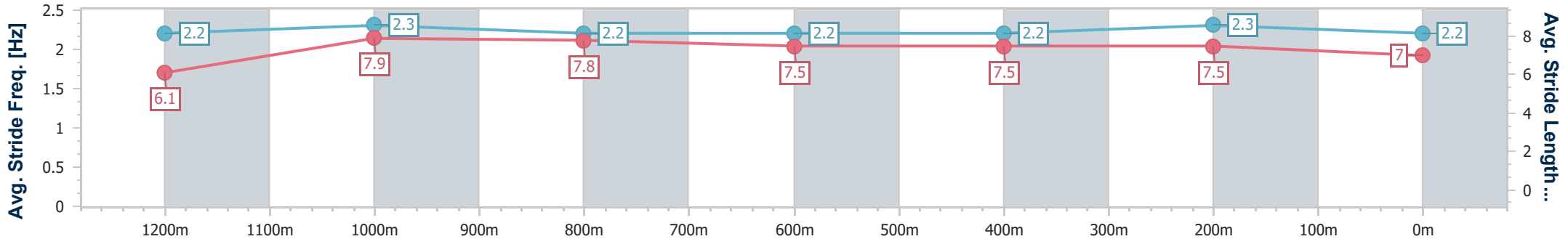
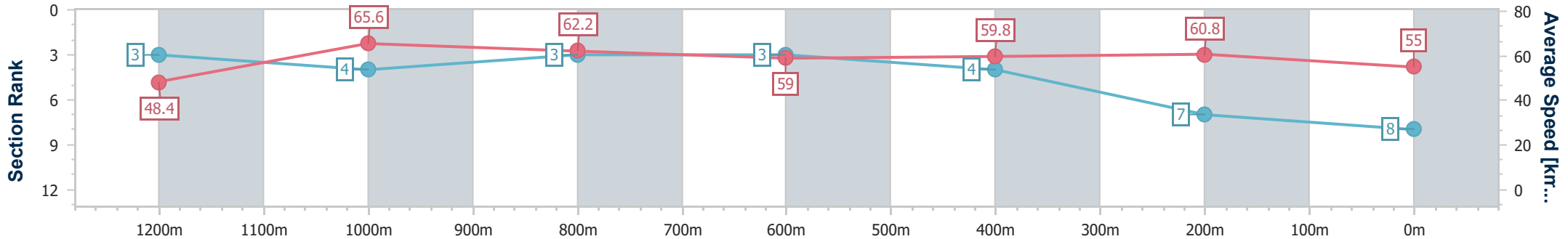
**Doomben QLD Professional**  
**Race 1: TEDDY BEARS PICNIC 3 AUGUST QTIS Two-Year-Old Handicap - 1350m**  
 13 July 2024 - 11:54



BRISBANE  
RACING CLUB

Track Rating: Soft 6, Weather: Overcast, Rail Position: +0.5m Entire

Section	Overall	1200m	1000m	800m	600m	400m	200m
Section Times	1:22.86 [8] (0:11.16)	1:11.70 [3] (0:10.99)	1:00.71 [4] (0:11.57)	0:49.14 [3] (0:12.25)	0:36.89 [3] (0:11.97)	0:24.92 [4] (0:11.80)	0:13.12 [7] (0:13.12)
Average Speed [km/h]	48.4	65.6	62.2	59.0	59.8	60.8	55.0
Top Speed [km/h]	65.7	66.5	64.9	60.8	61.4	61.8	59.1
Avg. Dist. to Rail [m]	1.5	0.9	0.4	0.6	0.6	1.1	1.5
Avg. Stride Freq. [Hz]	2.2	2.3	2.2	2.2	2.2	2.3	2.2
Avg. Stride Length [m]	6.1	7.9	7.8	7.5	7.5	7.5	7.0



- [ ] Ranking at each section and finish
- .-.- No data available at this section
- NA No data available



Horse/Jockey Name	Sodamcute
Final Rank	9
Fastest Section Time (Section)	0:11.01 (1200m)
Top Speed [km/h] (Section)	67.1 (1200m)
Race State	Finished



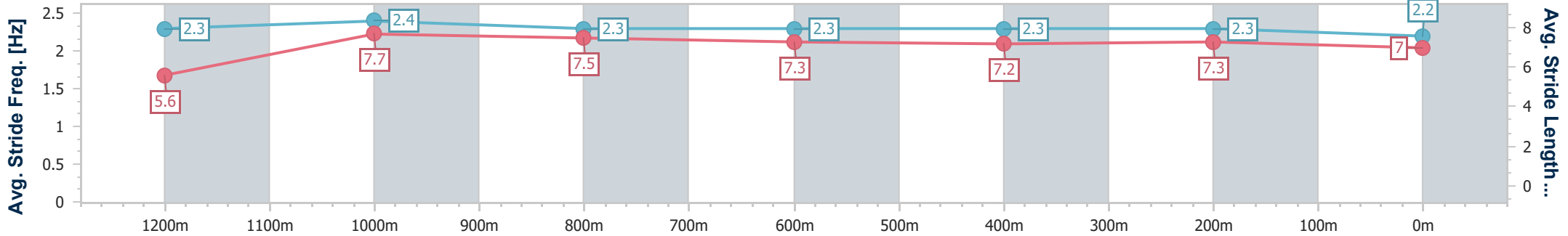
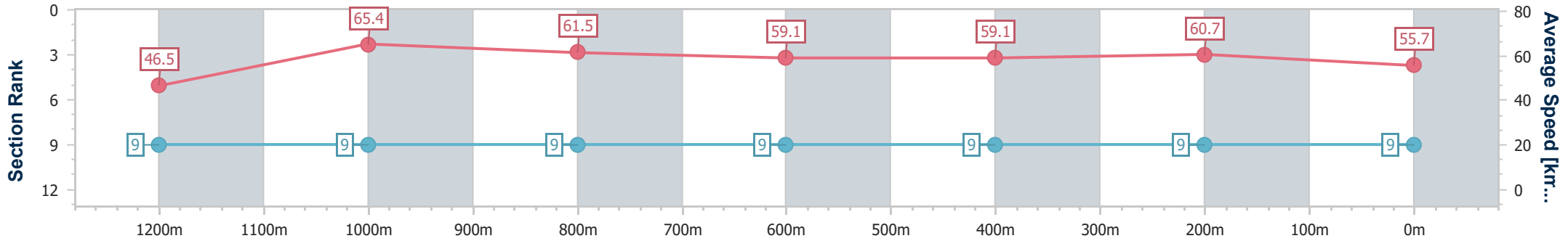
**Doomben QLD Professional**  
**Race 1: TEDDY BEARS PICNIC 3 AUGUST QTIS Two-Year-Old Handicap - 1350m**  
 13 July 2024 - 11:54



BRISBANE RACING CLUB

Track Rating: Soft 6, Weather: Overcast, Rail Position: +0.5m Entire

Section	Overall	1200m	1000m	800m	600m	400m	200m
Section Times	1:23.42 [9] (0:11.66)	1:11.76 [9] (0:11.01)	1:00.75 [9] (0:11.75)	0:49.00 [9] (0:12.20)	0:36.80 [9] (0:12.07)	0:24.73 [9] (0:11.78)	0:12.95 [9] (0:12.95)
Average Speed [km/h]	46.5	65.4	61.5	59.1	59.1	60.7	55.7
Top Speed [km/h]	66.0	67.1	64.2	60.0	60.3	61.9	59.5
Avg. Dist. to Rail [m]	6.5	1.2	1.2	0.3	1.2	1.3	0.7
Avg. Stride Freq. [Hz]	2.3	2.4	2.3	2.3	2.3	2.3	2.2
Avg. Stride Length [m]	5.6	7.7	7.5	7.3	7.2	7.3	7.0



- [ ] Ranking at each section and finish
- .-.- No data available at this section
- NA No data available