

Track Rating: Synthetic, Weather: Fine, Rail Position: True

Section		Field Times												
		Overall	1400m	1200m	1000m	800m	600m	400m	Last 600m					
		1:32.61 (0:10.29)	1:22.32 (0:11.79)	1:10.53 (0:11.63)	0:58.90 (0:11.54)	0:47.36 (0:11.80)	0:35.56 (0:11.78)	0:23.78 (0:11.80)	0:35.56					
Rank	TAB	Horse/Jockey	Barrier	Top Speed [km/h]	Fastest Section								Distance Travelled [m]	
1	1	BAUHAUS Scott Galloway	15	64.0	0:10.50	1:32.61 [1] (0:10.50)	1:22.11 [4] (0:11.90)	1:10.21 [3] (0:11.45)	0:58.76 [2] (0:11.57)	0:47.19 [2] (0:11.74)	0:35.45 [2] (0:11.75)	0:23.70 [2] (0:11.76)	0:35.45	
2	7	MISSAYTER Adin Thompson	6	65.3	0:10.29	1:32.70 [2] (0:10.29)	1:22.41 [1] (0:12.28)	1:10.13 [5] (0:11.81)	0:58.32 [5] (0:11.56)	0:46.76 [5] (0:11.48)	0:35.28 [5] (0:11.57)	0:23.71 [3] (0:11.64)	0:35.28	+4
3	15	DELIBES Michael Cahill	2	63.6	0:11.11	1:32.79 [3] (0:11.11)	1:21.68 [8] (0:11.69)	1:09.99 [7] (0:11.73)	0:58.26 [7] (0:11.59)	0:46.67 [6] (0:11.47)	0:35.20 [6] (0:11.64)	0:23.56 [6] (0:11.62)	0:35.20	-1
4	10	HELLUVA SOIREE Micheal Hellyer	13	65.5	0:10.85	1:32.81 [4] (0:10.85)	1:21.96 [7] (0:12.06)	1:09.90 [8] (0:11.83)	0:58.07 [8] (0:11.65)	0:46.42 [8] (0:11.48)	0:34.94 [8] (0:11.66)	0:23.28 [7] (0:11.67)	0:34.94	+1
5	9	TANGO SPIRIT Kirk Matheson	10	63.2	0:10.36	1:33.24 [5] (0:10.36)	1:22.88 [3] (0:11.87)	1:11.01 [2] (0:11.84)	0:59.17 [3] (0:11.62)	0:47.55 [3] (0:11.68)	0:35.87 [3] (0:11.75)	0:24.12 [5] (0:11.74)	0:35.87	-3
6	6	LOOK AT ROSA Nozi Tomizawa	4	63.6	0:10.66	1:33.32 [6] (0:10.66)	1:22.66 [6] (0:11.80)	1:10.86 [4] (0:11.75)	0:59.11 [4] (0:11.60)	0:47.51 [4] (0:11.58)	0:35.93 [4] (0:11.69)	0:24.24 [4] (0:11.92)	0:35.93	-7
7	16	VISCOUNT SYDNEY Corey Sutherland	8	63.2	0:10.64	1:33.74 [7] (0:10.64)	1:23.10 [5] (0:12.04)	1:11.06 [6] (0:11.82)	0:59.24 [6] (0:11.68)	0:47.56 [7] (0:11.66)	0:35.90 [7] (0:11.92)	0:23.98 [8] (0:11.87)	0:35.90	+3
8	5	BETTER THAN ANYONE Casey Waddell	1	63.5	0:10.30	1:34.50 [8] (0:10.30)	1:24.20 [2] (0:11.78)	1:12.42 [1] (0:11.63)	1:00.79 [1] (0:11.54)	0:49.25 [1] (0:11.80)	0:37.45 [1] (0:11.78)	0:25.67 [1] (0:12.34)	0:37.45	-7

Scratched: Trapeze Flyer (#14), Dee Stormed (#2), Twilight Sparkle (#11), Smokin Match (#3), Vermilion Kirin (#4), Ready To Mingle (#8), Ranger Enjay (#13), A Royal Sort (#12)



Aquis Park Gold Coast Poly QLD Professional

Race 1: HUM ENERGY Maiden Plate - 1540m

13 July 2024 - 12:38



Track Rating: Synthetic, Weather: Fine, Rail Position: True

Section				200m				Last 600m	
Field Times				0:11.98 (0:11.98)				0:35.56	
Rank	TAB	Horse/Jockey	Barrier	Top Speed [km/h]	Fastest Section	Margin			Distance Travelled [m]
1	1	BAUHAUS Scott Galloway	15	64.0 1200m	0:10.50 Overall	0:11.94 [2] (0:11.94)	1:32.61		0:35.45
2	7	MISSAYTER Adin Thompson	6	65.3 800m	0:10.29 Overall	0:12.07 [1] (0:12.07)	0.5L		0:35.28 +4
3	15	DELIBES Michael Cahill	2	63.6 800m	0:11.11 Overall	0:11.94 [3] (0:11.94)	1L		0:35.20 -1
4	10	HELLUVA SOIREE Micheal Hellyer	13	65.5 800m	0:10.85 Overall	0:11.61 [7] (0:11.61)	1.1L		0:34.94 +1
5	9	TANGO SPIRIT Kirk Matheson	10	63.2 1000m	0:10.36 Overall	0:12.38 [4] (0:12.38)	3.6L		0:35.87 -3
6	6	LOOK AT ROSA Nozi Tomizawa	4	63.6 600m	0:10.66 Overall	0:12.32 [5] (0:12.32)	4L		0:35.93 -7
7	16	VISCOUNT SYDNEY Corey Sutherland	8	63.2 800m	0:10.64 Overall	0:12.11 [8] (0:12.11)	6.3L		0:35.90 +3
8	5	BETTER THAN ANYONE Casey Waddell	1	63.5 1000m	0:10.30 Overall	0:13.33 [6] (0:13.33)	10.6L		0:37.45 -7

Scratched: Trapeze Flyer (#14), Dee Stormed (#2), Twilight Sparkle (#11), Smokin Match (#3), Vermilion Kirin (#4), Ready To Mingle (#8), Ranger Enjay (#13), A Royal Sort (#12)

[] Ranking at each section and finish
 -:-:- No data available at this section
 NA No data available

SCN Saddle cloth number
 DNF Did not finish
 DNT Did not track



Horse/Jockey Name	Bauhaus
Final Rank	1
Fastest Section Time (Section)	0:10.50 (Overall)
Top Speed [km/h] (Section)	64.0 (1200m)
Race State	Finished



Aquis Park Gold Coast Poly QLD Professional

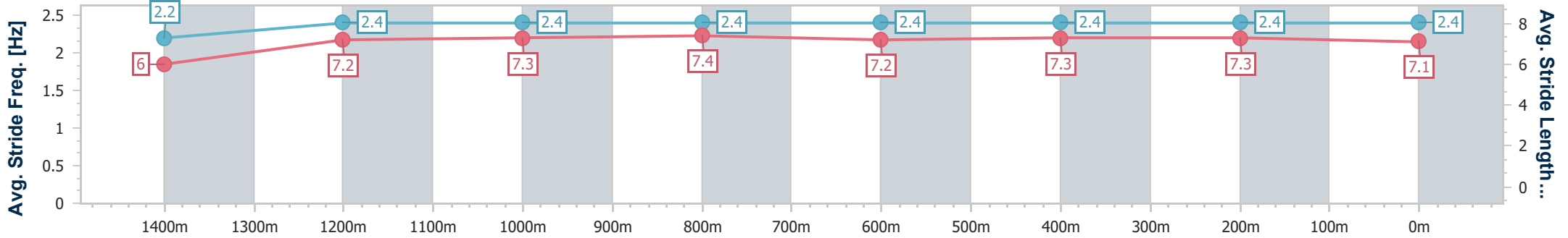
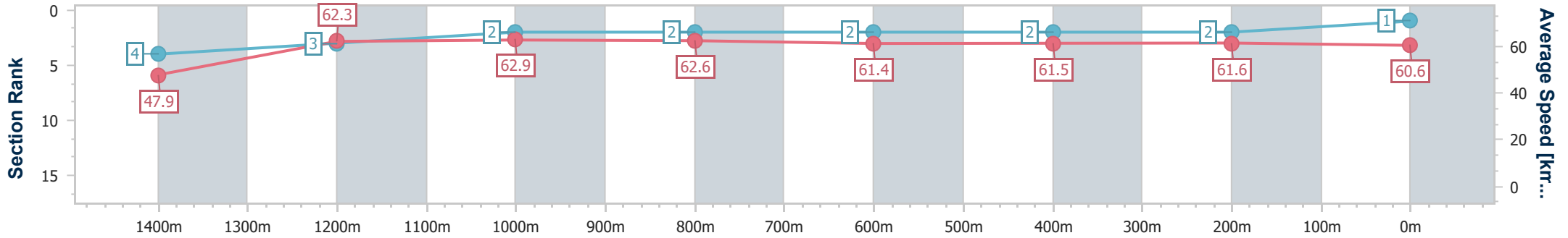
Race 1: HUM ENERGY Maiden Plate - 1540m

13 July 2024 - 12:38

Track Rating: Synthetic, Weather: Fine, Rail Position: True



Section	Overall	1400m	1200m	1000m	800m	600m	400m	200m
Section Times	1:32.61 [1] (0:10.50)	1:22.11 [4] (0:11.90)	1:10.21 [3] (0:11.45)	0:58.76 [2] (0:11.57)	0:47.19 [2] (0:11.74)	0:35.45 [2] (0:11.75)	0:23.70 [2] (0:11.76)	0:11.94 [2] (0:11.94)
Average Speed [km/h]	47.9	62.3	62.9	62.6	61.4	61.5	61.6	60.6
Top Speed [km/h]	62.9	63.3	64.0	63.5	62.8	62.7	62.1	61.7
Avg. Dist. to Rail [m]	8.9	3.7	1.7	1.4	0.9	1.1	1.0	0.8
Avg. Stride Freq. [Hz]	2.2	2.4	2.4	2.4	2.4	2.4	2.4	2.4
Avg. Stride Length [m]	6.0	7.2	7.3	7.4	7.2	7.3	7.3	7.1



- [] Ranking at each section and finish
- .-.- No data available at this section
- NA No data available



Horse/Jockey Name	Missayter
Final Rank	2
Fastest Section Time (Section)	0:10.29 (Overall)
Top Speed [km/h] (Section)	65.3 (800m)
Race State	Finished



Aquis Park Gold Coast Poly QLD Professional

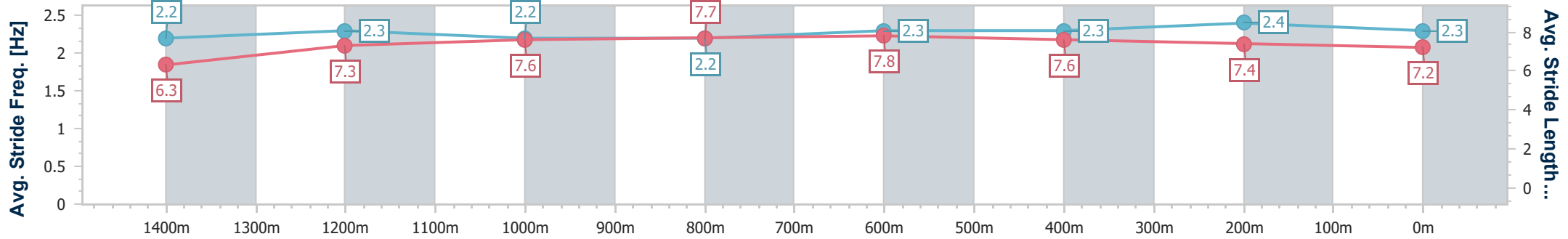
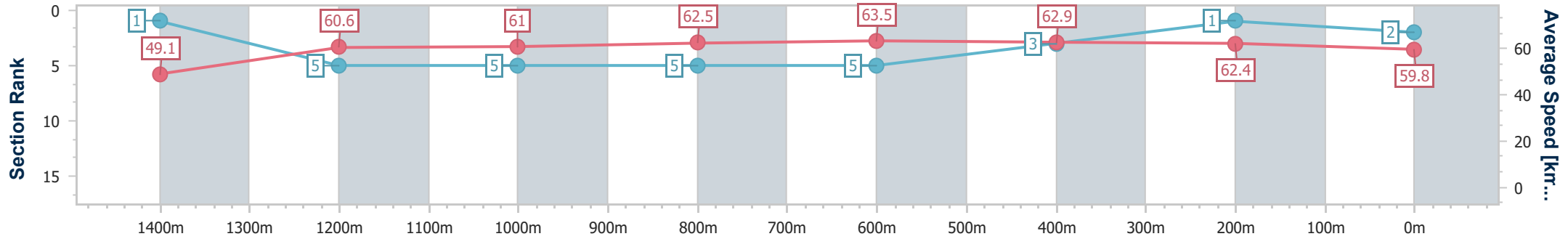
Race 1: HUM ENERGY Maiden Plate - 1540m

13 July 2024 - 12:38

Track Rating: Synthetic, Weather: Fine, Rail Position: True



Section	Overall	1400m	1200m	1000m	800m	600m	400m	200m
Section Times	1:32.70 [2] (0:10.29)	1:22.41 [1] (0:12.28)	1:10.13 [5] (0:11.81)	0:58.32 [5] (0:11.56)	0:46.76 [5] (0:11.48)	0:35.28 [5] (0:11.57)	0:23.71 [3] (0:11.64)	0:12.07 [1] (0:12.07)
Average Speed [km/h]	49.1	60.6	61.0	62.5	63.5	62.9	62.4	59.8
Top Speed [km/h]	61.1	61.2	61.6	63.6	65.3	64.7	63.9	61.2
Avg. Dist. to Rail [m]	6.8	3.9	2.9	2.0	2.2	2.7	3.2	3.5
Avg. Stride Freq. [Hz]	2.2	2.3	2.2	2.2	2.3	2.3	2.4	2.3
Avg. Stride Length [m]	6.3	7.3	7.6	7.7	7.8	7.6	7.4	7.2



- [] Ranking at each section and finish
- .-.- No data available at this section
- NA No data available



Horse/Jockey Name	Delibes
Final Rank	3
Fastest Section Time (Section)	0:11.11 (Overall)
Top Speed [km/h] (Section)	63.6 (800m)
Race State	Finished



Aquis Park Gold Coast Poly QLD Professional

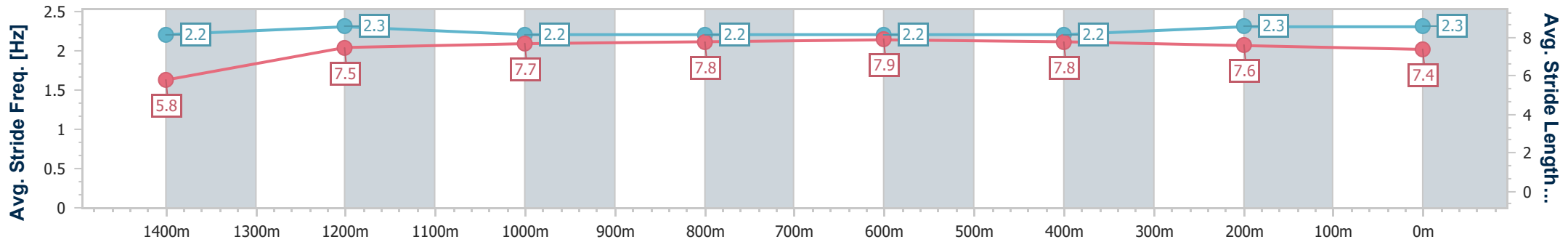
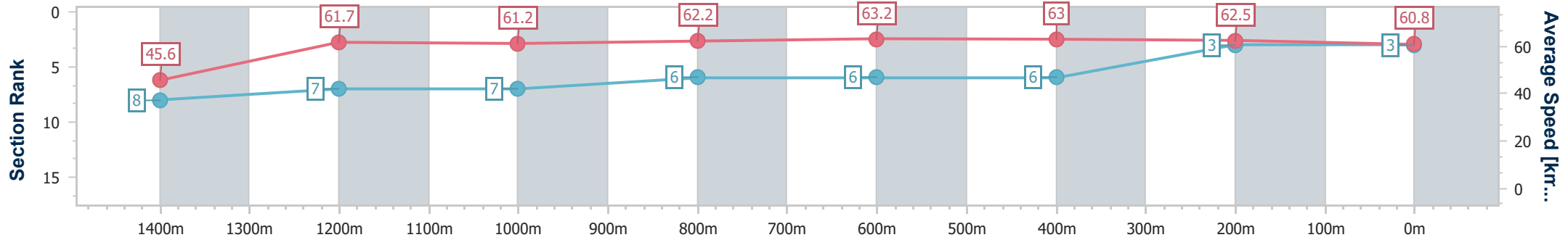
Race 1: HUM ENERGY Maiden Plate - 1540m

13 July 2024 - 12:38

Track Rating: Synthetic, Weather: Fine, Rail Position: True



Section	Overall	1400m	1200m	1000m	800m	600m	400m	200m
Section Times	1:32.79 [3] (0:11.11)	1:21.68 [8] (0:11.69)	1:09.99 [7] (0:11.73)	0:58.26 [7] (0:11.59)	0:46.67 [6] (0:11.47)	0:35.20 [6] (0:11.64)	0:23.56 [6] (0:11.62)	0:11.94 [3] (0:11.94)
Average Speed [km/h]	45.6	61.7	61.2	62.2	63.2	63.0	62.5	60.8
Top Speed [km/h]	62.3	63.2	62.2	62.6	63.6	63.6	63.5	62.6
Avg. Dist. to Rail [m]	3.1	0.2	0.3	0.3	1.1	3.0	5.5	5.6
Avg. Stride Freq. [Hz]	2.2	2.3	2.2	2.2	2.2	2.2	2.3	2.3
Avg. Stride Length [m]	5.8	7.5	7.7	7.8	7.9	7.8	7.6	7.4



- [] Ranking at each section and finish
- .-.- No data available at this section
- NA No data available



Horse/Jockey Name	Helluva Soiree
Final Rank	4
Fastest Section Time (Section)	0:10.85 (Overall)
Top Speed [km/h] (Section)	65.5 (800m)
Race State	Finished



Aquis Park Gold Coast Poly QLD Professional

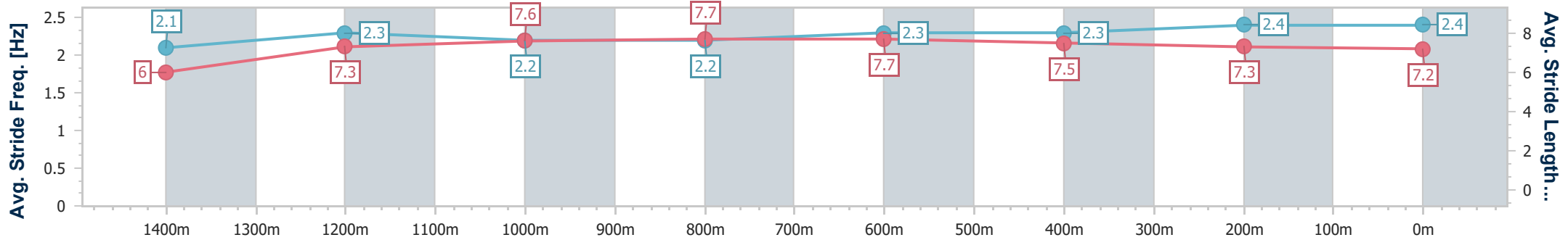
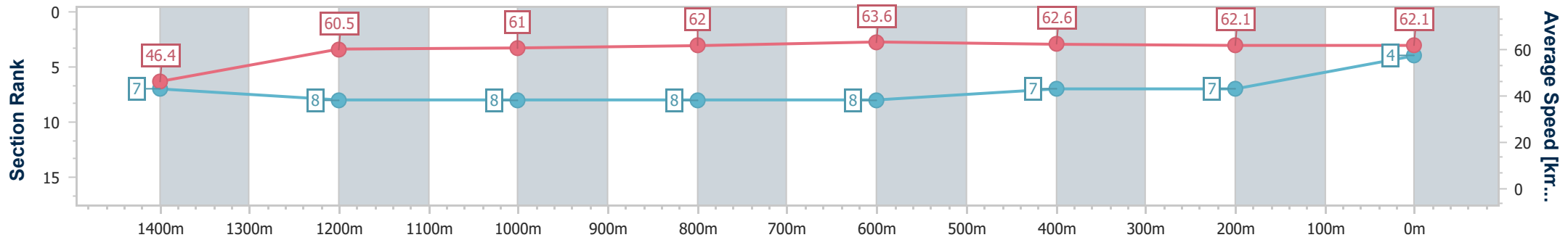
Race 1: HUM ENERGY Maiden Plate - 1540m

13 July 2024 - 12:38

Track Rating: Synthetic, Weather: Fine, Rail Position: True



Section	Overall	1400m	1200m	1000m	800m	600m	400m	200m
Section Times	1:32.81 [4] (0:10.85)	1:21.96 [7] (0:12.06)	1:09.90 [8] (0:11.83)	0:58.07 [8] (0:11.65)	0:46.42 [8] (0:11.48)	0:34.94 [8] (0:11.66)	0:23.28 [7] (0:11.67)	0:11.61 [7] (0:11.61)
Average Speed [km/h]	46.4	60.5	61.0	62.0	63.6	62.6	62.1	62.1
Top Speed [km/h]	61.9	61.9	61.4	62.9	65.5	65.4	63.8	62.8
Avg. Dist. to Rail [m]	6.9	1.8	1.9	1.9	2.4	3.1	4.9	7.2
Avg. Stride Freq. [Hz]	2.1	2.3	2.2	2.2	2.3	2.3	2.4	2.4
Avg. Stride Length [m]	6.0	7.3	7.6	7.7	7.7	7.5	7.3	7.2



- [] Ranking at each section and finish
- .-.- No data available at this section
- NA No data available



Horse/Jockey Name	Tango Spirit
Final Rank	5
Fastest Section Time (Section)	0:10.36 (Overall)
Top Speed [km/h] (Section)	63.2 (1000m)
Race State	Finished



Aquis Park Gold Coast Poly QLD Professional

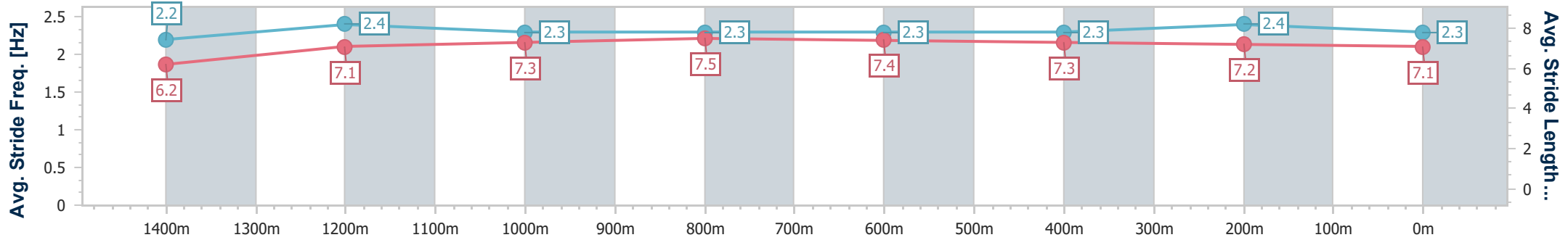
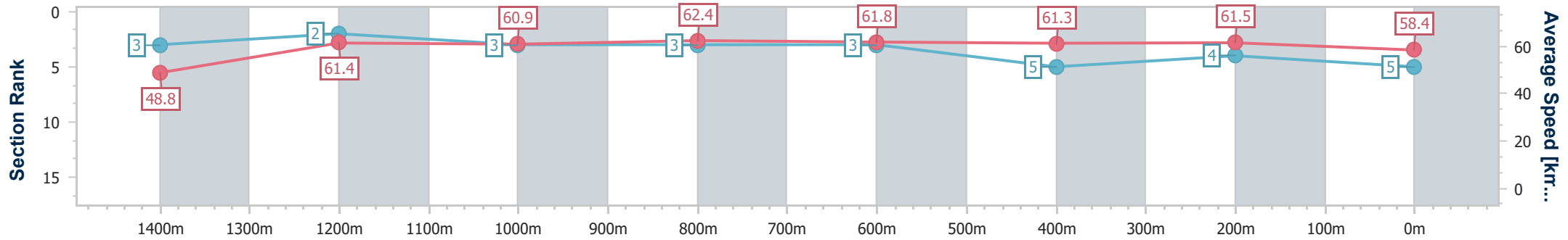
Race 1: HUM ENERGY Maiden Plate - 1540m

13 July 2024 - 12:38

Track Rating: Synthetic, Weather: Fine, Rail Position: True



Section	Overall	1400m	1200m	1000m	800m	600m	400m	200m
Section Times	1:33.24 [5] (0:10.36)	1:22.88 [3] (0:11.87)	1:11.01 [2] (0:11.84)	0:59.17 [3] (0:11.62)	0:47.55 [3] (0:11.68)	0:35.87 [3] (0:11.75)	0:24.12 [5] (0:11.74)	0:12.38 [4] (0:12.38)
Average Speed [km/h]	48.8	61.4	60.9	62.4	61.8	61.3	61.5	58.4
Top Speed [km/h]	62.7	62.8	61.5	63.2	62.8	62.6	62.4	60.7
Avg. Dist. to Rail [m]	6.4	2.0	2.2	2.3	1.2	0.3	2.7	4.4
Avg. Stride Freq. [Hz]	2.2	2.4	2.3	2.3	2.3	2.3	2.4	2.3
Avg. Stride Length [m]	6.2	7.1	7.3	7.5	7.4	7.3	7.2	7.1



- [] Ranking at each section and finish
- .-.- No data available at this section
- NA No data available



Horse/Jockey Name	Look At Rosa
Final Rank	6
Fastest Section Time (Section)	0:10.66 (Overall)
Top Speed [km/h] (Section)	63.6 (600m)
Race State	Finished



Aquis Park Gold Coast Poly QLD Professional

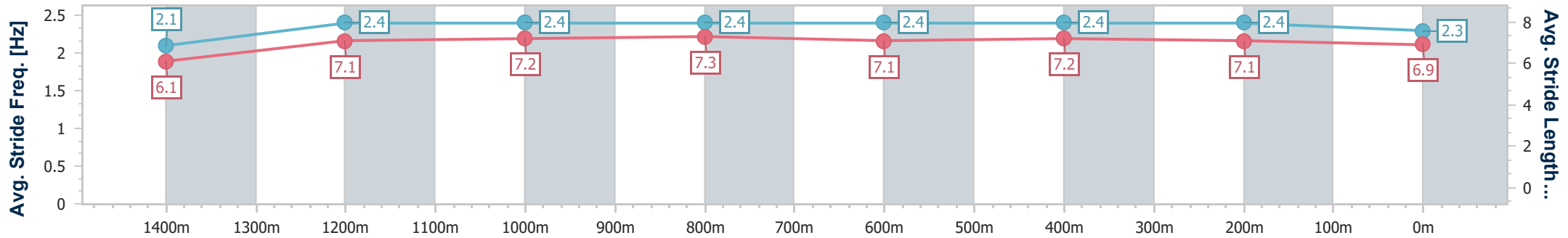
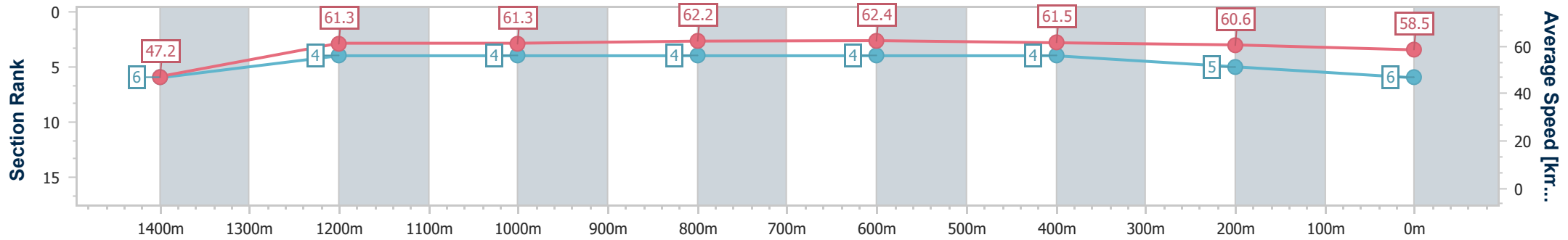
Race 1: HUM ENERGY Maiden Plate - 1540m

13 July 2024 - 12:38

Track Rating: Synthetic, Weather: Fine, Rail Position: True



Section	Overall	1400m	1200m	1000m	800m	600m	400m	200m
Section Times	1:33.32 [6] (0:10.66)	1:22.66 [6] (0:11.80)	1:10.86 [4] (0:11.75)	0:59.11 [4] (0:11.60)	0:47.51 [4] (0:11.58)	0:35.93 [4] (0:11.69)	0:24.24 [4] (0:11.92)	0:12.32 [5] (0:12.32)
Average Speed [km/h]	47.2	61.3	61.3	62.2	62.4	61.5	60.6	58.5
Top Speed [km/h]	62.4	62.4	62.3	63.4	63.0	63.6	61.1	59.9
Avg. Dist. to Rail [m]	3.9	0.6	0.5	0.4	0.4	0.4	0.7	1.8
Avg. Stride Freq. [Hz]	2.1	2.4	2.4	2.4	2.4	2.4	2.4	2.3
Avg. Stride Length [m]	6.1	7.1	7.2	7.3	7.1	7.2	7.1	6.9



- [] Ranking at each section and finish
- .-.- No data available at this section
- NA No data available



Horse/Jockey Name	Viscount Sydney
Final Rank	7
Fastest Section Time (Section)	0:10.64 (Overall)
Top Speed [km/h] (Section)	63.2 (800m)
Race State	Finished



Aquis Park Gold Coast Poly QLD Professional

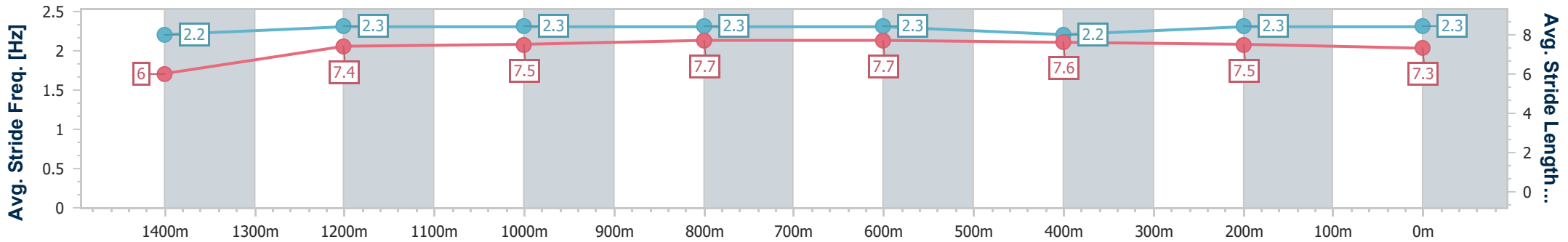
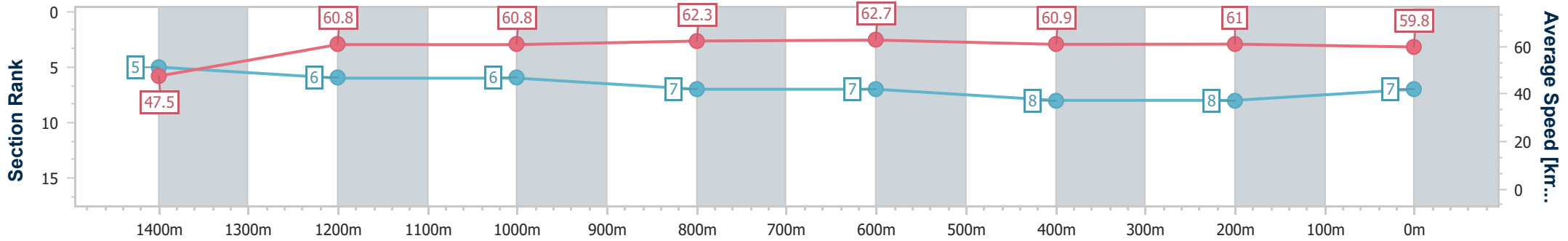
Race 1: HUM ENERGY Maiden Plate - 1540m

13 July 2024 - 12:38

Track Rating: Synthetic, Weather: Fine, Rail Position: True



Section	Overall	1400m	1200m	1000m	800m	600m	400m	200m
Section Times	1:33.74 [7] (0:10.64)	1:23.10 [5] (0:12.04)	1:11.06 [6] (0:11.82)	0:59.24 [6] (0:11.68)	0:47.56 [7] (0:11.66)	0:35.90 [7] (0:11.92)	0:23.98 [8] (0:11.87)	0:12.11 [8] (0:12.11)
Average Speed [km/h]	47.5	60.8	60.8	62.3	62.7	60.9	61.0	59.8
Top Speed [km/h]	61.3	61.5	61.9	63.0	63.2	62.0	62.0	61.2
Avg. Dist. to Rail [m]	5.8	2.1	2.6	2.9	3.2	2.2	3.2	6.6
Avg. Stride Freq. [Hz]	2.2	2.3	2.3	2.3	2.3	2.2	2.3	2.3
Avg. Stride Length [m]	6.0	7.4	7.5	7.7	7.7	7.6	7.5	7.3



- [] Ranking at each section and finish
- .-.- No data available at this section
- NA No data available



Horse/Jockey Name	Better Than Anyone
Final Rank	8
Fastest Section Time (Section)	0:10.30 (Overall)
Top Speed [km/h] (Section)	63.5 (1000m)
Race State	Finished



Aquis Park Gold Coast Poly QLD Professional

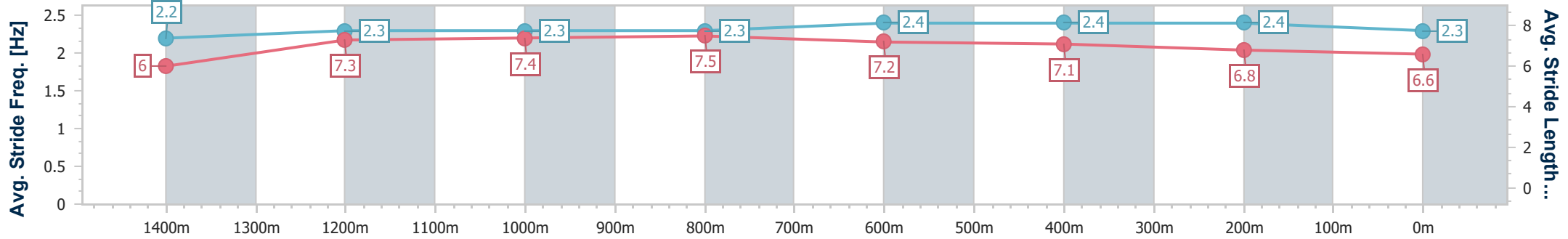
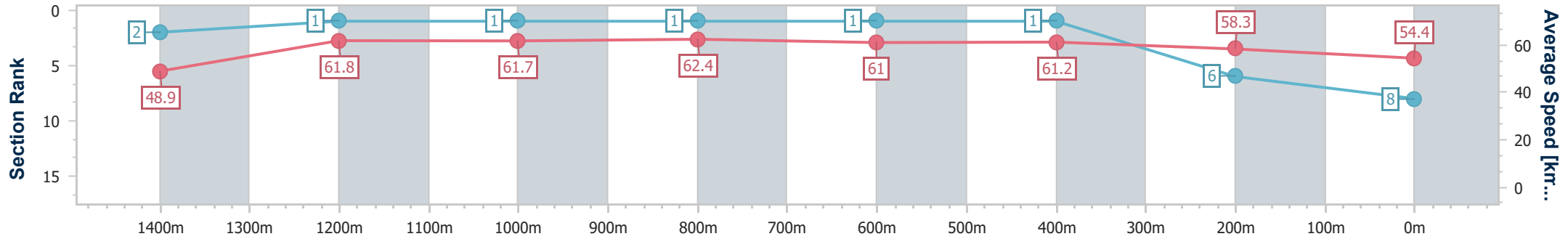
Race 1: HUM ENERGY Maiden Plate - 1540m

13 July 2024 - 12:38

Track Rating: Synthetic, Weather: Fine, Rail Position: True



Section	Overall	1400m	1200m	1000m	800m	600m	400m	200m
Section Times	1:34.50 [8] (0:10.30)	1:24.20 [2] (0:11.78)	1:12.42 [1] (0:11.63)	1:00.79 [1] (0:11.54)	0:49.25 [1] (0:11.80)	0:37.45 [1] (0:11.78)	0:25.67 [1] (0:12.34)	0:13.33 [6] (0:13.33)
Average Speed [km/h]	48.9	61.8	61.7	62.4	61.0	61.2	58.3	54.4
Top Speed [km/h]	62.5	62.9	63.0	63.5	61.8	61.8	60.8	56.8
Avg. Dist. to Rail [m]	2.8	1.2	0.3	0.3	0.3	0.4	2.0	4.0
Avg. Stride Freq. [Hz]	2.2	2.3	2.3	2.3	2.4	2.4	2.4	2.3
Avg. Stride Length [m]	6.0	7.3	7.4	7.5	7.2	7.1	6.8	6.6



- [] Ranking at each section and finish
- .-.-.- No data available at this section
- NA No data available