

Track Rating: Soft 5, Weather: Overcast, Rail Position: +6m Entire

Section		Overall	1400m	1200m	1000m	800m	600m	400m	Last 600m					
Field Times		1:44.90 (0:19.55)	1:25.35 (0:11.40)	1:13.95 (0:11.85)	1:02.10 (0:12.27)	0:49.83 (0:12.28)	0:37.55 (0:12.55)	0:25.00 (0:12.84)	0:37.55					
Rank	TAB	Horse/Jockey	Barrier	Top Speed [km/h]	Fastest Section							Distance Travelled [m]		
1	8	OCEAN HONOUR Angela Jones	18	63.0 Overall	0:11.71 1400m	1:44.90 [1] (0:20.89)	1:24.01 [12] (0:11.71)	1:12.30 [12] (0:11.94)	1:00.36 [12] (0:12.26)	0:48.10 [12] (0:11.86)	0:36.24 [11] (0:11.98)	0:24.26 [8] (0:12.10)	0:36.24	
2	4	AROUND THE BUOY Tahlia Fenlon	5	62.5 Overall	0:11.85 1400m	1:45.16 [2] (0:20.39)	1:24.77 [10] (0:11.85)	1:12.92 [11] (0:11.94)	1:00.98 [11] (0:12.35)	0:48.63 [11] (0:12.21)	0:36.42 [12] (0:12.13)	0:24.29 [12] (0:12.21)	0:36.42	-1
3	17	MARIPOSA Rikki Jamieson	7	64.5 Overall	0:11.57 1400m	1:45.32 [3] (0:19.69)	1:25.63 [3] (0:11.57)	1:14.06 [3] (0:11.96)	1:02.10 [3] (0:12.34)	0:49.76 [3] (0:12.21)	0:37.55 [3] (0:12.29)	0:25.26 [3] (0:12.75)	0:37.55	-5
4	5	FLYING ROTHE Corey Sutherland	1	62.7 Overall	0:11.77 1400m	1:45.59 [4] (0:20.36)	1:25.23 [9] (0:11.77)	1:13.46 [10] (0:11.99)	1:01.47 [10] (0:12.34)	0:49.13 [10] (0:12.12)	0:37.01 [10] (0:12.17)	0:24.84 [9] (0:12.40)	0:37.01	-7
5	12	COME ON EILEEN Dan McGillivray	11	63.1 1400m	0:11.62 1400m	1:45.65 [5] (0:20.49)	1:25.16 [11] (0:11.62)	1:13.54 [9] (0:11.81)	1:01.73 [9] (0:12.31)	0:49.42 [9] (0:12.30)	0:37.12 [9] (0:12.23)	0:24.89 [10] (0:12.36)	0:37.12	-2
6	3	SPIRIT OF BEANS Les Tilley	8	63.0 Overall	0:11.71 1400m	1:45.78 [6] (0:20.16)	1:25.62 [8] (0:11.71)	1:13.91 [7] (0:12.01)	1:01.90 [7] (0:12.34)	0:49.56 [8] (0:12.15)	0:37.41 [8] (0:12.11)	0:25.30 [6] (0:12.41)	0:37.41	-4
7	19	JUMEIRAH TRIANGLE Luke Miller	12	65.0 Overall	0:11.56 1400m	1:45.87 [7] (0:19.95)	1:25.92 [6] (0:11.56)	1:14.36 [6] (0:11.95)	1:02.41 [6] (0:12.30)	0:50.11 [4] (0:12.17)	0:37.94 [4] (0:12.22)	0:25.72 [4] (0:12.76)	0:37.94	-6
8	11	THE GOLDEN SOUL Jai Williams	3	64.9 Overall	0:11.55 1400m	1:45.89 [8] (0:19.88)	1:26.01 [5] (0:11.55)	1:14.46 [5] (0:11.94)	1:02.52 [4] (0:12.40)	0:50.12 [5] (0:12.26)	0:37.86 [5] (0:12.25)	0:25.61 [5] (0:12.87)	0:37.86	-9
9	9	TEE AMICI Samantha Collett	10	65.1 1400m	0:11.40 1400m	1:46.36 [9] (0:19.55)	1:26.81 [1] (0:11.40)	1:15.41 [1] (0:12.00)	1:03.41 [2] (0:12.28)	0:51.13 [2] (0:12.19)	0:38.94 [2] (0:12.50)	0:26.44 [2] (0:13.05)	0:38.94	-4
10	15	DOYLE Kyle Wilson-Taylor	16	63.5 1400m	0:11.63 1400m	1:47.41 [10] (0:19.71)	1:27.70 [4] (0:11.63)	1:16.07 [4] (0:12.11)	1:03.96 [5] (0:12.45)	0:51.51 [6] (0:12.33)	0:39.18 [6] (0:12.33)	0:26.85 [7] (0:12.97)	0:39.18	+1

Scratched: Cluster's Rein (#1), Don Quixote (#6), King Of Swing (#7), Whisky Train (#10), Dash Dash Dash (#2), Wind Rush Farm (#14), Gregarious (#16), Maple Door (#20), Chief Command (#21), Deal An Ac



Ipswich QLD Professional

Race 8: RAY WHITE IPSWICH RATINGS BAND 0 - 58 Handicap - 1690m

11 July 2024 - 16:13



Track Rating: Soft 5, Weather: Overcast, Rail Position: +6m Entire

Section	Overall	1400m	1200m	1000m	800m	600m	400m	Last 600m
Field Times	1:44.90 (0:19.55)	1:25.35 (0:11.40)	1:13.95 (0:11.85)	1:02.10 (0:12.27)	0:49.83 (0:12.28)	0:37.55 (0:12.55)	0:25.00 (0:12.84)	0:37.55

Rank	TAB	Horse/Jockey	Barrier	Top Speed [km/h]	Fastest Section	Overall	1400m	1200m	1000m	800m	600m	400m	Last 600m	Distance Travelled [m]
11	13	IRISH GYPSY	6	64.5	0:11.30	1:47.44 [11]	1:27.77 [2]	1:16.47 [2]	1:04.64 [1]	0:52.37 [1]	0:40.09 [1]	0:27.54 [1]	0:40.09	-11
		Georgina Cartwright		1400m	1400m	(0:19.67)	(0:11.30)	(0:11.83)	(0:12.27)	(0:12.28)	(0:12.55)	(0:13.29)		
12	18	MATSUYAMA	4	62.8	0:11.83	1:48.24 [12]	1:28.17 [7]	1:16.34 [8]	1:04.35 [8]	0:52.07 [7]	0:39.90 [7]	0:27.46 [11]	0:39.90	-10
		Jake Bayliss		Overall	1400m	(0:20.07)	(0:11.83)	(0:11.99)	(0:12.28)	(0:12.17)	(0:12.44)	(0:13.20)		

Scratched: Cluster's Rein (#1), Don Quixote (#6), King Of Swing (#7), Whisky Train (#10), Dash Dash Dash (#2), Wind Rush Farm (#14), Gregarious (#16), Maple Door (#20), Chief Command (#21), Deal An Ac

[] Ranking at each section and finish
 -:-:-:- No data available at this section
 NA No data available

SCN Saddle cloth number
 DNF Did not finish
 DNT Did not track



Ipswich QLD Professional

Race 8: RAY WHITE IPSWICH RATINGS BAND 0 - 58 Handicap - 1690m

11 July 2024 - 16:13



Track Rating: Soft 5, Weather: Overcast, Rail Position: +6m Entire

Section							200m			Last 600m
Field Times							0:12.16			0:37.55
Rank	TAB	Horse/Jockey	Barrier	Top Speed [km/h]	Fastest Section	Margin				Distance Travelled [m]
1	8	OCEAN HONOUR Angela Jones	18	63.0 Overall	0:11.71 1400m	0:12.16 [1] (0:12.16)	1:44.90		0:36.24	
2	4	AROUND THE BUOY Tahlia Fenlon	5	62.5 Overall	0:11.85 1400m	0:12.08 [6] (0:12.08)	1.54L		0:36.42	-1
3	17	MARIPOSA Rikki Jamieson	7	64.5 Overall	0:11.57 1400m	0:12.51 [2] (0:12.51)	2.49L		0:37.55	-5
4	5	FLYING ROTHE Corey Sutherland	1	62.7 Overall	0:11.77 1400m	0:12.44 [9] (0:12.44)	4.09L		0:37.01	-7
5	12	COME ON EILEEN Dan McGillivray	11	63.1 1400m	0:11.62 1400m	0:12.53 [7] (0:12.53)	4.44L		0:37.12	-2
6	3	SPIRIT OF BEANS Les Tilley	8	63.0 Overall	0:11.71 1400m	0:12.89 [3] (0:12.89)	5.2L		0:37.41	-4
7	19	JUMEIRAH TRIANGLE Luke Miller	12	65.0 Overall	0:11.56 1400m	0:12.96 [4] (0:12.96)	5.75L		0:37.94	-6
8	11	THE GOLDEN SOUL Jai Williams	3	64.9 Overall	0:11.55 1400m	0:12.74 [8] (0:12.74)	5.83L		0:37.86	-9
9	9	TEE AMICI Samantha Collett	10	65.1 1400m	0:11.40 1400m	0:13.39 [5] (0:13.39)	8.6L		0:38.94	-4
10	15	DOYLE Kyle Wilson-Taylor	16	63.5 1400m	0:11.63 1400m	0:13.88 [11] (0:13.88)	14.81L		0:39.18	+1

Scratched: Cluster's Rein (#1), Don Quixote (#6), King Of Swing (#7), Whisky Train (#10), Dash Dash Dash (#2), Wind Rush Farm (#14), Gregarious (#16), Maple Door (#20), Chief Command (#21), Deal An Ac

[] Ranking at each section and finish
 -:-:- No data available at this section
 NA No data available

SCN Saddle cloth number
 DNF Did not finish
 DNT Did not track



Ipswich QLD Professional

Race 8: RAY WHITE IPSWICH RATINGS BAND 0 - 58 Handicap - 1690m

11 July 2024 - 16:13



Track Rating: Soft 5, Weather: Overcast, Rail Position: +6m Entire

Section							200m			Last 600m	
Field Times							0:12.16			0:37.55	
						(0:12.16)					
Rank	TAB	Horse/Jockey	Barrier	Top Speed [km/h]	Fastest Section	Margin				Distance Travelled [m]	
11	13	IRISH GYPSY	6	64.5	0:11.30	0:14.25 [10]	14.98L			0:40.09	-11
		Georgina Cartwright		1400m	1400m	(0:14.25)					
12	18	MATSUYAMA	4	62.8	0:11.83	0:14.26 [12]	19.64L			0:39.90	-10
		Jake Bayliss		Overall	1400m	(0:14.26)					

Scratched: Cluster's Rein (#1), Don Quixote (#6), King Of Swing (#7), Whisky Train (#10), Dash Dash Dash (#2), Wind Rush Farm (#14), Gregarious (#16), Maple Door (#20), Chief Command (#21), Deal An Ac

[] Ranking at each section and finish
 -:-:-:- No data available at this section
 NA No data available

SCN Saddle cloth number
 DNF Did not finish
 DNT Did not track



Horse/Jockey Name	Ocean Honour
Final Rank	1
Fastest Section Time (Section)	0:11.71 (1400m)
Top Speed [km/h] (Section)	63.0 (Overall)
Race State	Finished



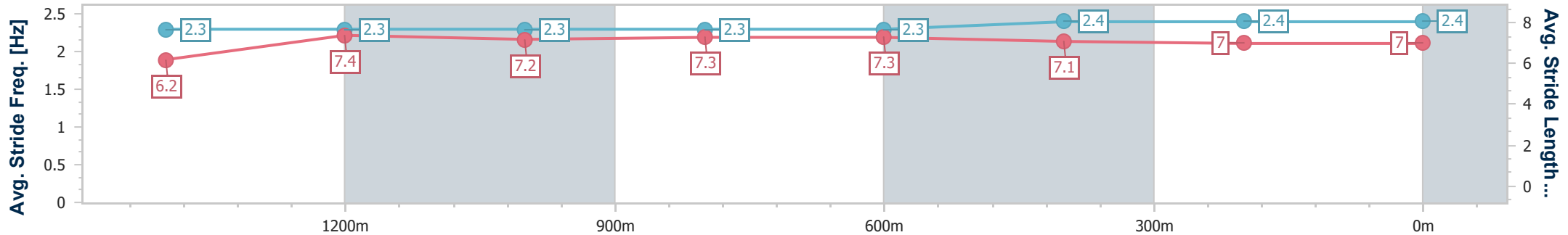
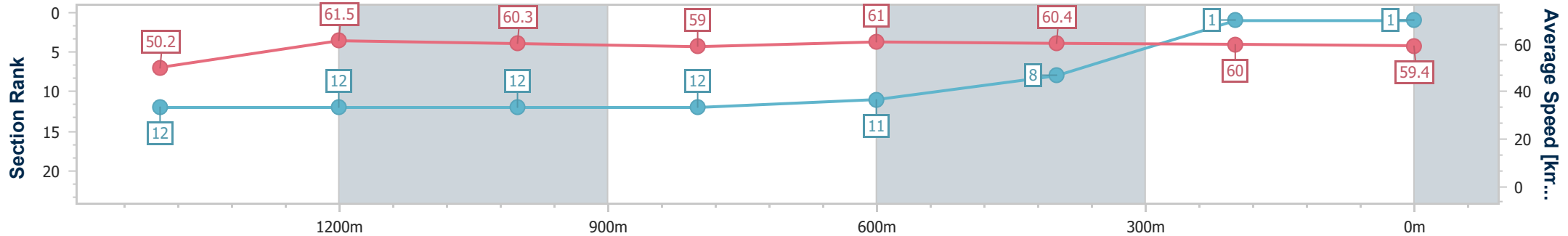
Ipswich QLD Professional
Race 8: RAY WHITE IPSWICH RATINGS BAND 0 - 58 Handicap - 1690m



11 July 2024 - 16:13

Track Rating: Soft 5, Weather: Overcast, Rail Position: +6m Entire

Section	Overall	1400m	1200m	1000m	800m	600m	400m	200m
Section Times	1:44.90 [1] (0:20.89)	1:24.01 [12] (0:11.71)	1:12.30 [12] (0:11.94)	1:00.36 [12] (0:12.26)	0:48.10 [12] (0:11.86)	0:36.24 [11] (0:11.98)	0:24.26 [8] (0:12.10)	0:12.16 [1] (0:12.16)
Average Speed [km/h]	50.2	61.5	60.3	59.0	61.0	60.4	60.0	59.4
Top Speed [km/h]	63.0	62.3	61.6	60.0	62.6	61.6	61.8	60.3
Avg. Dist. to Rail [m]	6.0	0.4	0.5	1.0	1.5	1.8	2.9	3.5
Avg. Stride Freq. [Hz]	2.3	2.3	2.3	2.3	2.3	2.4	2.4	2.4
Avg. Stride Length [m]	6.2	7.4	7.2	7.3	7.3	7.1	7.0	7.0



- [] Ranking at each section and finish
- .-.- No data available at this section
- NA No data available



Horse/Jockey Name	Around The Buoy
Final Rank	2
Fastest Section Time (Section)	0:11.85 (1400m)
Top Speed [km/h] (Section)	62.5 (Overall)
Race State	Finished



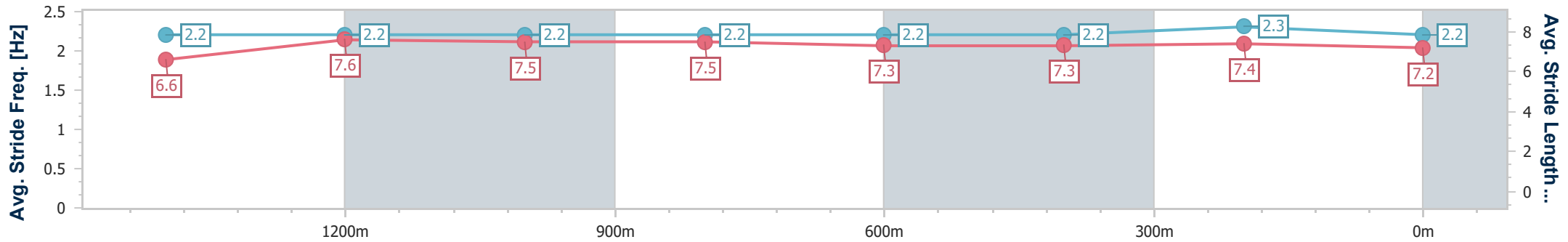
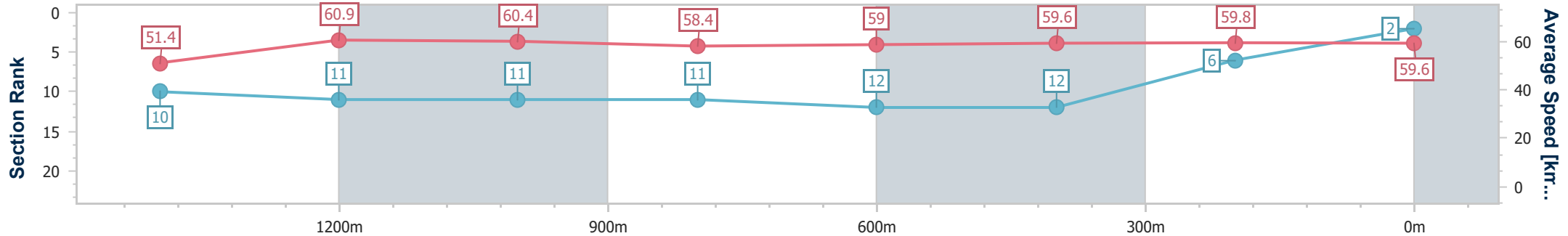
Ipswich QLD Professional
Race 8: RAY WHITE IPSWICH RATINGS BAND 0 - 58 Handicap - 1690m



11 July 2024 - 16:13

Track Rating: Soft 5, Weather: Overcast, Rail Position: +6m Entire

Section	Overall	1400m	1200m	1000m	800m	600m	400m	200m
Section Times	1:45.16 [2] (0:20.39)	1:24.77 [10] (0:11.85)	1:12.92 [11] (0:11.94)	1:00.98 [11] (0:12.35)	0:48.63 [11] (0:12.21)	0:36.42 [12] (0:12.13)	0:24.29 [12] (0:12.21)	0:12.08 [6] (0:12.08)
Average Speed [km/h]	51.4	60.9	60.4	58.4	59.0	59.6	59.8	59.6
Top Speed [km/h]	62.5	61.5	61.2	59.7	60.1	60.6	60.4	60.7
Avg. Dist. to Rail [m]	2.8	0.7	0.7	0.9	0.4	1.3	3.9	4.6
Avg. Stride Freq. [Hz]	2.2	2.2	2.2	2.2	2.2	2.2	2.3	2.2
Avg. Stride Length [m]	6.6	7.6	7.5	7.5	7.3	7.3	7.4	7.2



- [] Ranking at each section and finish
- .-.- No data available at this section
- NA No data available



Horse/Jockey Name	Mariposa
Final Rank	3
Fastest Section Time (Section)	0:11.57 (1400m)
Top Speed [km/h] (Section)	64.5 (Overall)
Race State	Finished



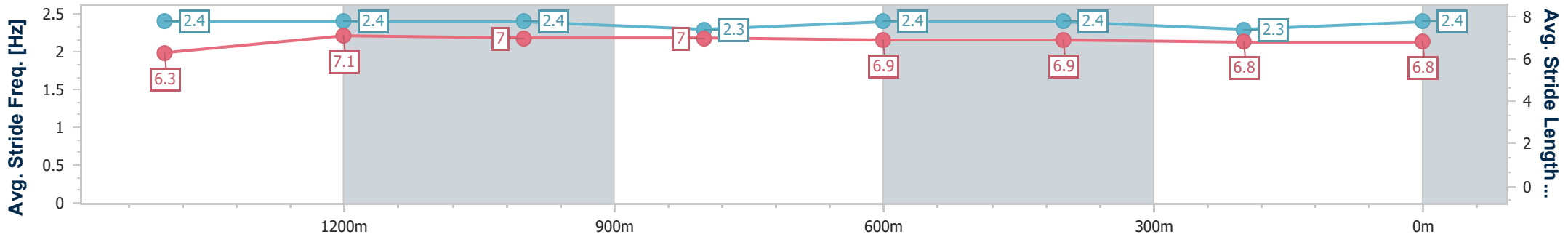
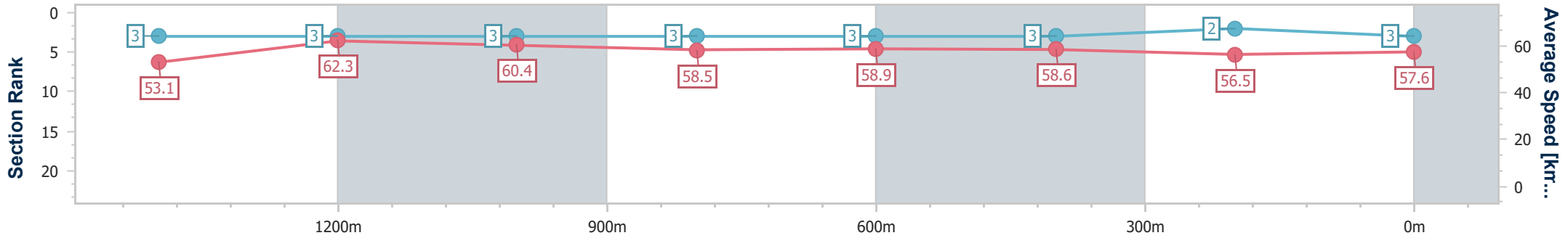
Ipswich QLD Professional
Race 8: RAY WHITE IPSWICH RATINGS BAND 0 - 58 Handicap - 1690m



11 July 2024 - 16:13

Track Rating: Soft 5, Weather: Overcast, Rail Position: +6m Entire

Section	Overall	1400m	1200m	1000m	800m	600m	400m	200m
Section Times	1:45.32 [3] (0:19.69)	1:25.63 [3] (0:11.57)	1:14.06 [3] (0:11.96)	1:02.10 [3] (0:12.34)	0:49.76 [3] (0:12.21)	0:37.55 [3] (0:12.29)	0:25.26 [3] (0:12.75)	0:12.51 [2] (0:12.51)
Average Speed [km/h]	53.1	62.3	60.4	58.5	58.9	58.6	56.5	57.6
Top Speed [km/h]	64.5	63.4	62.1	59.0	60.1	60.3	58.2	58.6
Avg. Dist. to Rail [m]	5.0	0.7	0.4	0.4	0.1	0.4	0.9	2.5
Avg. Stride Freq. [Hz]	2.4	2.4	2.4	2.3	2.4	2.4	2.3	2.4
Avg. Stride Length [m]	6.3	7.1	7.0	7.0	6.9	6.9	6.8	6.8



- [] Ranking at each section and finish
- .-.-.- No data available at this section
- NA No data available



Horse/Jockey Name	Flying Rothe
Final Rank	4
Fastest Section Time (Section)	0:11.77 (1400m)
Top Speed [km/h] (Section)	62.7 (Overall)
Race State	Finished



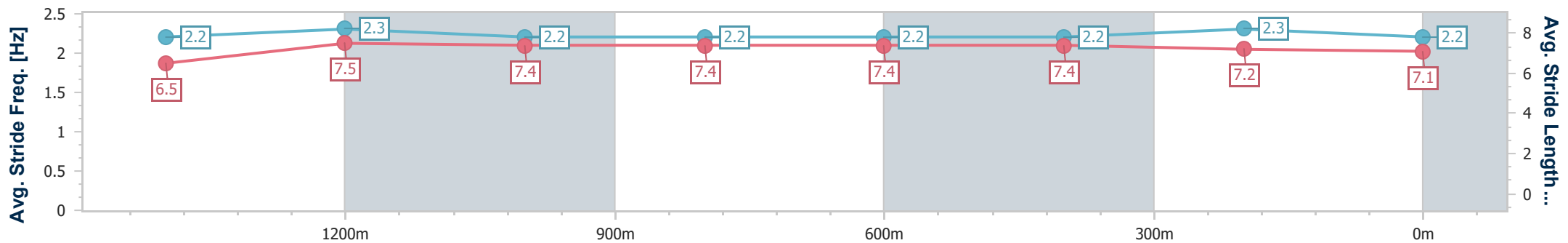
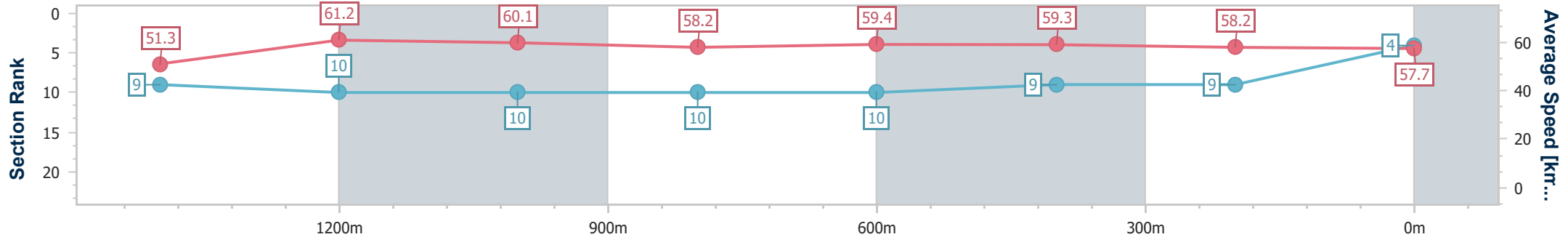
Ipswich QLD Professional
Race 8: RAY WHITE IPSWICH RATINGS BAND 0 - 58 Handicap - 1690m



11 July 2024 - 16:13

Track Rating: Soft 5, Weather: Overcast, Rail Position: +6m Entire

Section	Overall	1400m	1200m	1000m	800m	600m	400m	200m
Section Times	1:45.59 [4] (0:20.36)	1:25.23 [9] (0:11.77)	1:13.46 [10] (0:11.99)	1:01.47 [10] (0:12.34)	0:49.13 [10] (0:12.12)	0:37.01 [10] (0:12.17)	0:24.84 [9] (0:12.40)	0:12.44 [9] (0:12.44)
Average Speed [km/h]	51.3	61.2	60.1	58.2	59.4	59.3	58.2	57.7
Top Speed [km/h]	62.7	62.4	60.6	59.4	60.0	60.9	59.0	58.7
Avg. Dist. to Rail [m]	1.3	0.3	0.2	0.4	0.3	0.3	1.1	1.9
Avg. Stride Freq. [Hz]	2.2	2.3	2.2	2.2	2.2	2.2	2.3	2.2
Avg. Stride Length [m]	6.5	7.5	7.4	7.4	7.4	7.4	7.2	7.1



- [] Ranking at each section and finish
- .-.- No data available at this section
- NA No data available



Horse/Jockey Name	Come On Eileen
Final Rank	5
Fastest Section Time (Section)	0:11.62 (1400m)
Top Speed [km/h] (Section)	63.1 (1400m)
Race State	Finished



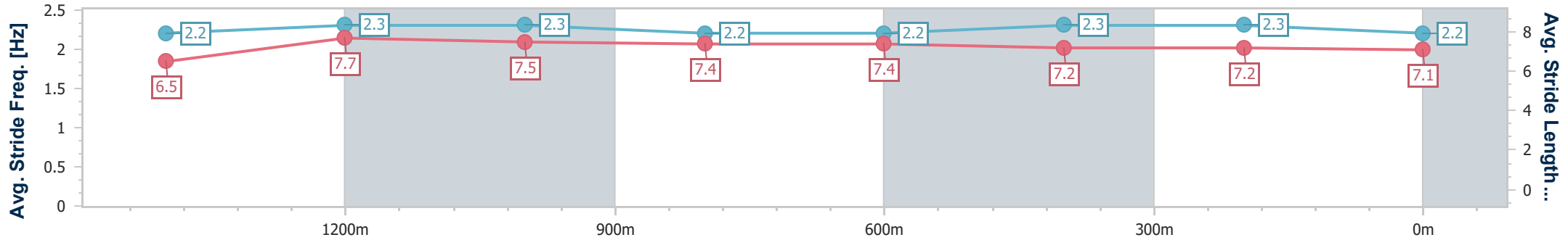
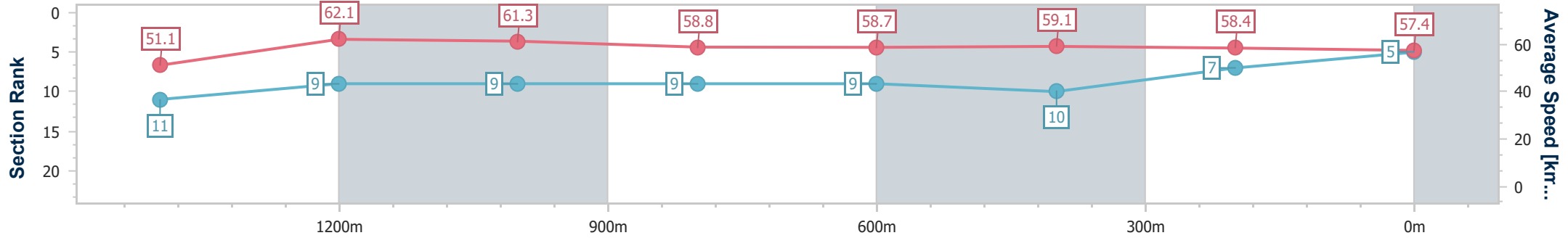
Ipswich QLD Professional
Race 8: RAY WHITE IPSWICH RATINGS BAND 0 - 58 Handicap - 1690m



11 July 2024 - 16:13

Track Rating: Soft 5, Weather: Overcast, Rail Position: +6m Entire

Section	Overall	1400m	1200m	1000m	800m	600m	400m	200m
Section Times	1:45.65 [5] (0:20.49)	1:25.16 [11] (0:11.62)	1:13.54 [9] (0:11.81)	1:01.73 [9] (0:12.31)	0:49.42 [9] (0:12.30)	0:37.12 [9] (0:12.23)	0:24.89 [10] (0:12.36)	0:12.53 [7] (0:12.53)
Average Speed [km/h]	51.1	62.1	61.3	58.8	58.7	59.1	58.4	57.4
Top Speed [km/h]	62.6	63.1	63.0	60.5	59.8	60.7	59.3	58.4
Avg. Dist. to Rail [m]	5.9	1.1	1.6	1.4	0.9	0.8	1.3	3.6
Avg. Stride Freq. [Hz]	2.2	2.3	2.3	2.2	2.2	2.3	2.3	2.2
Avg. Stride Length [m]	6.5	7.7	7.5	7.4	7.4	7.2	7.2	7.1



- [] Ranking at each section and finish
- .-.- No data available at this section
- NA No data available



Horse/Jockey Name	Spirit Of Beans
Final Rank	6
Fastest Section Time (Section)	0:11.71 (1400m)
Top Speed [km/h] (Section)	63.0 (Overall)
Race State	Finished



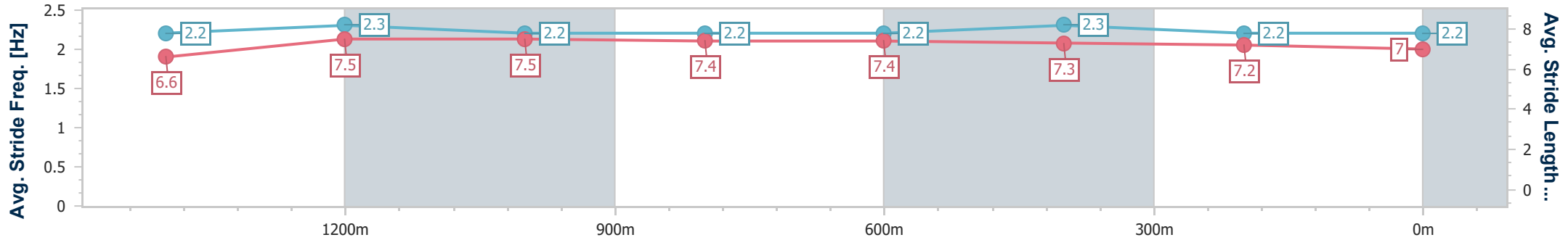
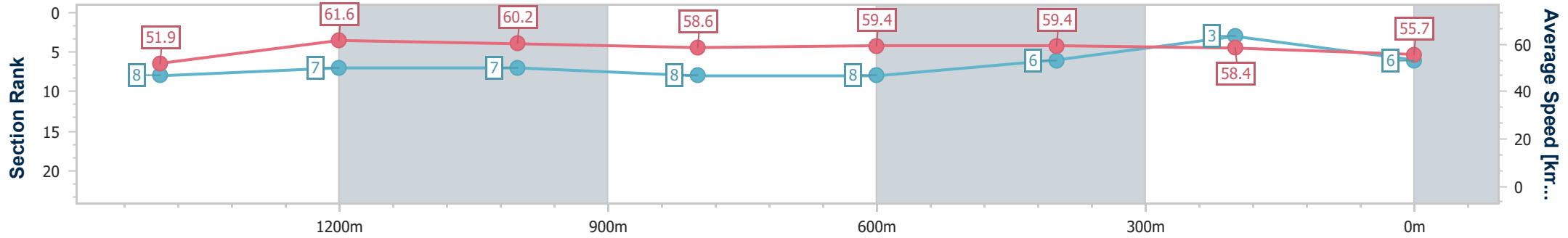
Ipswich QLD Professional
 Race 8: RAY WHITE IPSWICH RATINGS BAND 0 - 58 Handicap - 1690m



11 July 2024 - 16:13

Track Rating: Soft 5, Weather: Overcast, Rail Position: +6m Entire

Section	Overall	1400m	1200m	1000m	800m	600m	400m	200m
Section Times	1:45.78 [6] (0:20.16)	1:25.62 [8] (0:11.71)	1:13.91 [7] (0:12.01)	1:01.90 [7] (0:12.34)	0:49.56 [8] (0:12.15)	0:37.41 [8] (0:12.11)	0:25.30 [6] (0:12.41)	0:12.89 [3] (0:12.89)
Average Speed [km/h]	51.9	61.6	60.2	58.6	59.4	59.4	58.4	55.7
Top Speed [km/h]	63.0	62.8	60.9	59.3	60.0	60.1	58.8	57.7
Avg. Dist. to Rail [m]	4.7	1.0	0.9	1.0	0.3	0.2	1.8	3.0
Avg. Stride Freq. [Hz]	2.2	2.3	2.2	2.2	2.2	2.3	2.2	2.2
Avg. Stride Length [m]	6.6	7.5	7.5	7.4	7.4	7.3	7.2	7.0



- [] Ranking at each section and finish
- .-.- No data available at this section
- NA No data available



Horse/Jockey Name	Jumeirah Triangle
Final Rank	7
Fastest Section Time (Section)	0:11.56 (1400m)
Top Speed [km/h] (Section)	65.0 (Overall)
Race State	Finished



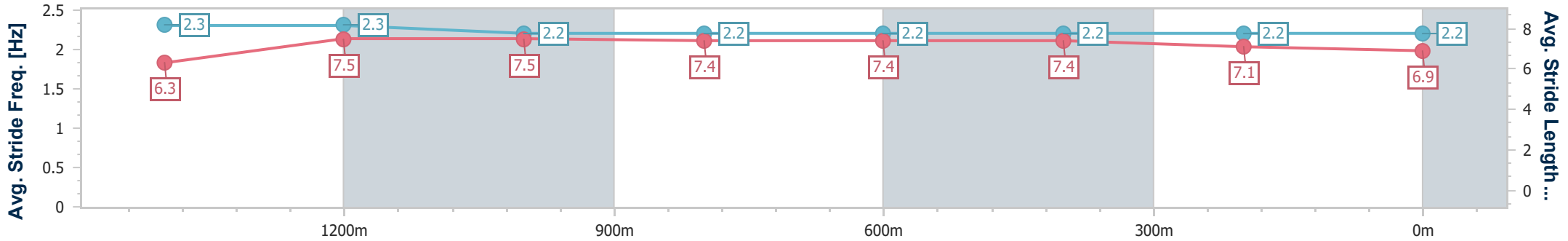
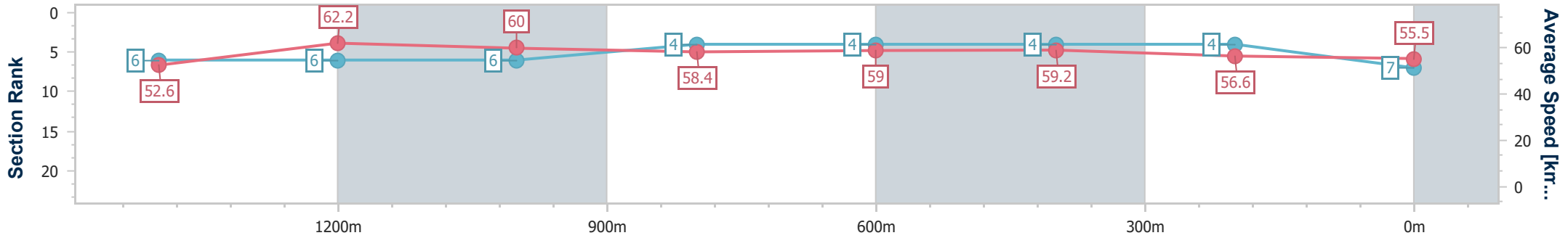
Ipswich QLD Professional
Race 8: RAY WHITE IPSWICH RATINGS BAND 0 - 58 Handicap - 1690m



11 July 2024 - 16:13

Track Rating: Soft 5, Weather: Overcast, Rail Position: +6m Entire

Section	Overall	1400m	1200m	1000m	800m	600m	400m	200m					
Section Times	1:45.87 [7] (0:19.95)	1:25.92 [6] (0:11.56)	1:14.36 [6] (0:11.95)	1:02.41 [6] (0:12.30)	0:50.11 [4] (0:12.17)	0:37.94 [4] (0:12.22)	0:25.72 [4] (0:12.76)	0:12.96 [4] (0:12.96)					
Average Speed [km/h]	52.6	62.2	60.0	58.4	59.0	59.2	56.6	55.5					
Top Speed [km/h]	65.0	62.9	61.3	59.1	59.6	59.7	58.7	56.6					
Avg. Dist. to Rail [m]	7.1	0.5	0.7	0.9	0.4	0.5	1.6	0.6					
Avg. Stride Freq. [Hz]	2.3	2.3	2.2	2.2	2.2	2.2	2.2	2.2					
Avg. Stride Length [m]	6.3	7.5	7.5	7.4	7.4	7.4	7.1	6.9					



- [] Ranking at each section and finish
- .-.- No data available at this section
- NA No data available



Horse/Jockey Name	The Golden Soul
Final Rank	8
Fastest Section Time (Section)	0:11.55 (1400m)
Top Speed [km/h] (Section)	64.9 (Overall)
Race State	Finished



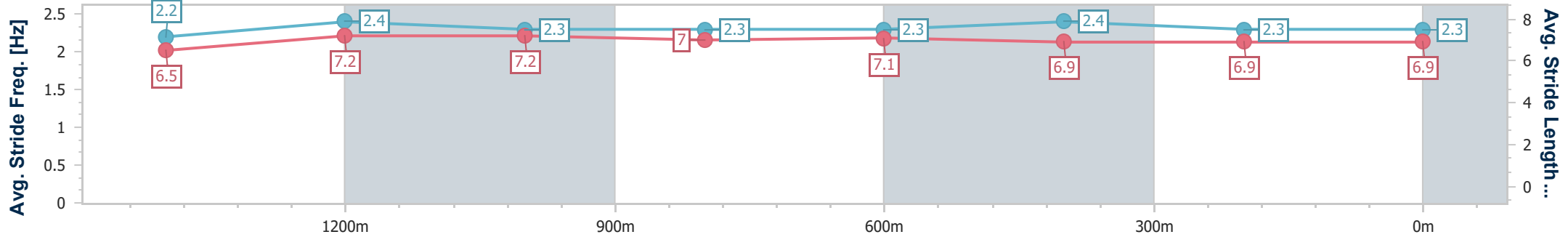
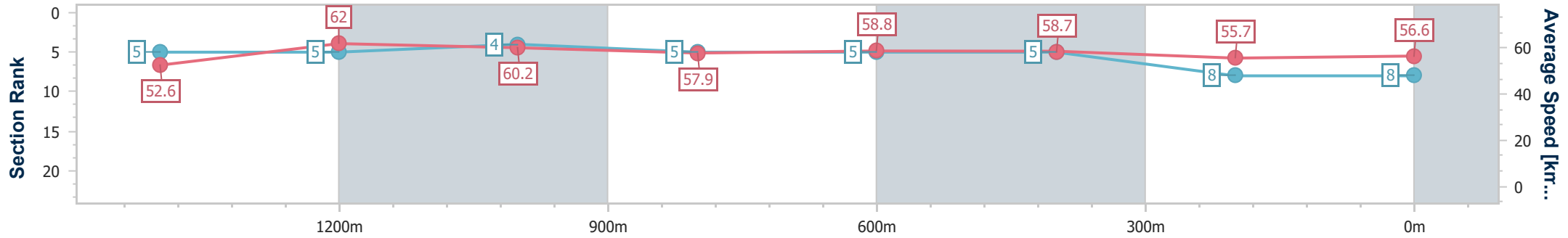
Ipswich QLD Professional
 Race 8: RAY WHITE IPSWICH RATINGS BAND 0 - 58 Handicap - 1690m



11 July 2024 - 16:13

Track Rating: Soft 5, Weather: Overcast, Rail Position: +6m Entire

Section	Overall	1400m	1200m	1000m	800m	600m	400m	200m
Section Times	1:45.89 [8] (0:19.88)	1:26.01 [5] (0:11.55)	1:14.46 [5] (0:11.94)	1:02.52 [4] (0:12.40)	0:50.12 [5] (0:12.26)	0:37.86 [5] (0:12.25)	0:25.61 [5] (0:12.87)	0:12.74 [8] (0:12.74)
Average Speed [km/h]	52.6	62.0	60.2	57.9	58.8	58.7	55.7	56.6
Top Speed [km/h]	64.9	62.9	61.1	58.7	59.1	59.9	57.8	57.5
Avg. Dist. to Rail [m]	1.6	1.2	0.7	0.3	0.3	0.4	0.7	1.1
Avg. Stride Freq. [Hz]	2.2	2.4	2.3	2.3	2.3	2.4	2.3	2.3
Avg. Stride Length [m]	6.5	7.2	7.2	7.0	7.1	6.9	6.9	6.9



- [] Ranking at each section and finish
- .-.- No data available at this section
- NA No data available



Horse/Jockey Name	Tee Amici
Final Rank	9
Fastest Section Time (Section)	0:11.40 (1400m)
Top Speed [km/h] (Section)	65.1 (1400m)
Race State	Finished



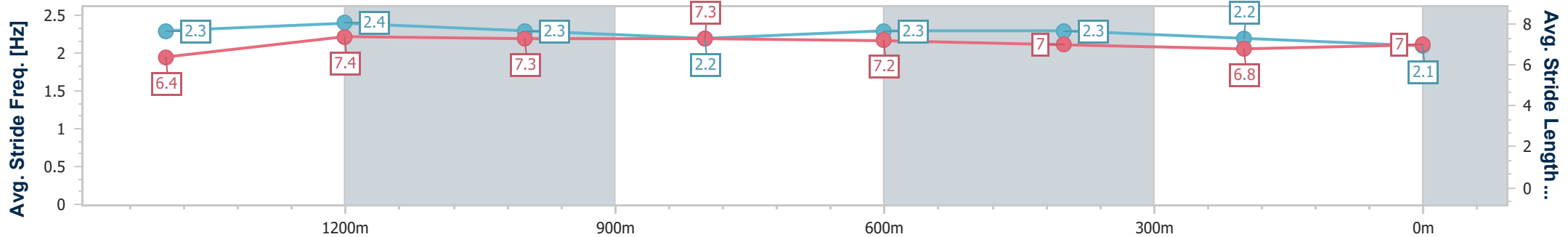
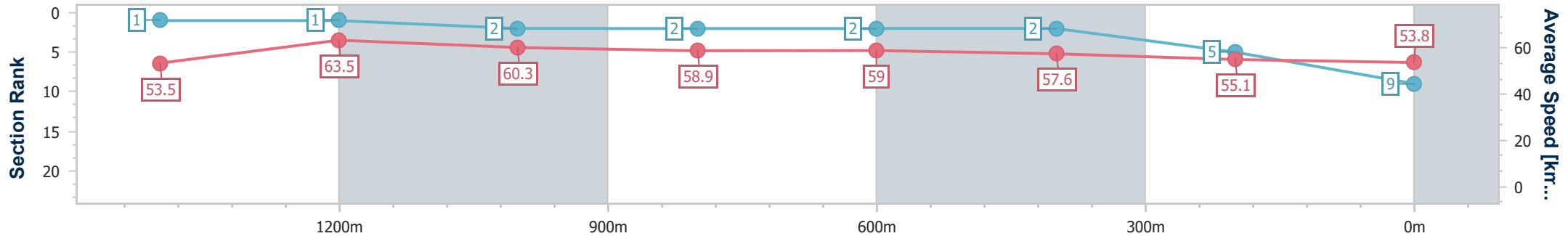
Ipswich QLD Professional
Race 8: RAY WHITE IPSWICH RATINGS BAND 0 - 58 Handicap - 1690m



11 July 2024 - 16:13

Track Rating: Soft 5, Weather: Overcast, Rail Position: +6m Entire

Section	Overall	1400m	1200m	1000m	800m	600m	400m	200m					
Section Times	1:46.36 [9] (0:19.55)	1:26.81 [1] (0:11.40)	1:15.41 [1] (0:12.00)	1:03.41 [2] (0:12.28)	0:51.13 [2] (0:12.19)	0:38.94 [2] (0:12.50)	0:26.44 [2] (0:13.05)	0:13.39 [5] (0:13.39)					
Average Speed [km/h]	53.5	63.5	60.3	58.9	59.0	57.6	55.1	53.8					
Top Speed [km/h]	64.7	65.1	61.4	59.7	59.7	59.0	55.7	55.6					
Avg. Dist. to Rail [m]	5.8	1.4	1.1	0.9	0.7	0.5	0.3	0.3					
Avg. Stride Freq. [Hz]	2.3	2.4	2.3	2.2	2.3	2.3	2.2	2.1					
Avg. Stride Length [m]	6.4	7.4	7.3	7.3	7.2	7.0	6.8	7.0					



- [] Ranking at each section and finish
- .-.- No data available at this section
- NA No data available



Horse/Jockey Name	Doyle
Final Rank	10
Fastest Section Time (Section)	0:11.63 (1400m)
Top Speed [km/h] (Section)	63.5 (1400m)
Race State	Finished



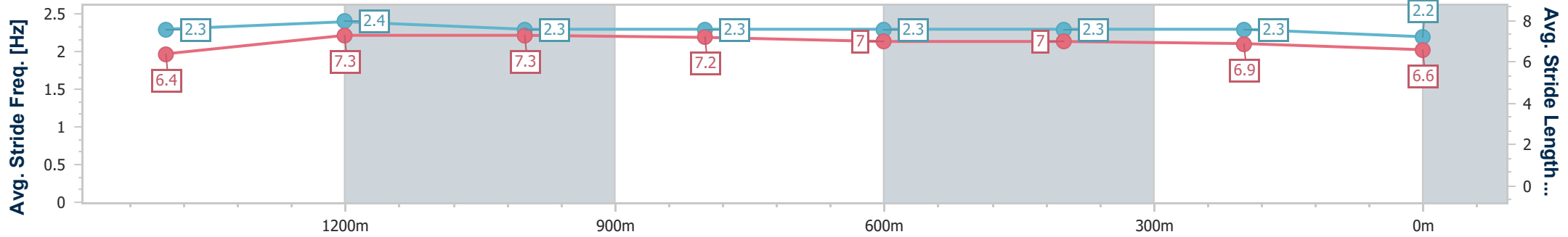
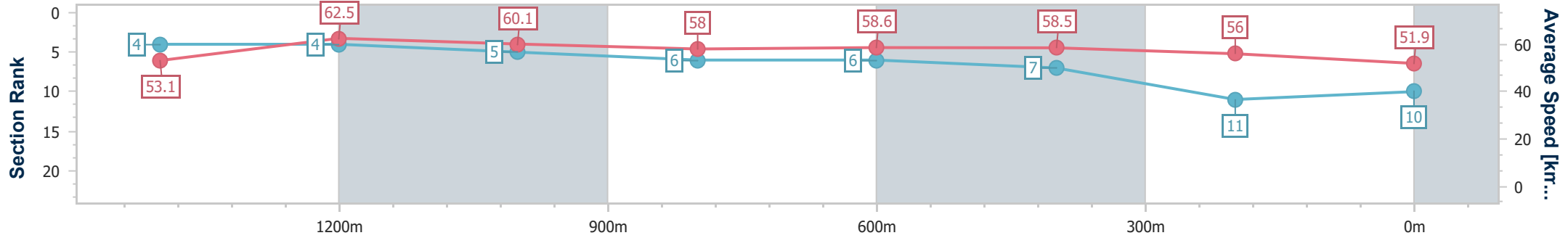
Ipswich QLD Professional
 Race 8: RAY WHITE IPSWICH RATINGS BAND 0 - 58 Handicap - 1690m



11 July 2024 - 16:13

Track Rating: Soft 5, Weather: Overcast, Rail Position: +6m Entire

Section	Overall	1400m	1200m	1000m	800m	600m	400m	200m				
Section Times	1:47.41 [10] (0:19.71)	1:27.70 [4] (0:11.63)	1:16.07 [4] (0:12.11)	1:03.96 [5] (0:12.45)	0:51.51 [6] (0:12.33)	0:39.18 [6] (0:12.33)	0:26.85 [7] (0:12.97)	0:13.88 [11] (0:13.88)				
Average Speed [km/h]	53.1	62.5	60.1	58.0	58.6	58.5	56.0	51.9				
Top Speed [km/h]	63.1	63.5	61.0	58.9	59.2	59.5	57.8	55.0				
Avg. Dist. to Rail [m]	8.4	2.6	1.9	1.7	1.2	0.9	2.5	4.2				
Avg. Stride Freq. [Hz]	2.3	2.4	2.3	2.3	2.3	2.3	2.3	2.2				
Avg. Stride Length [m]	6.4	7.3	7.3	7.2	7.0	7.0	6.9	6.6				



- [] Ranking at each section and finish
- .-.- No data available at this section
- NA No data available



Horse/Jockey Name	Irish Gypsy
Final Rank	11
Fastest Section Time (Section)	0:11.30 (1400m)
Top Speed [km/h] (Section)	64.5 (1400m)
Race State	Finished



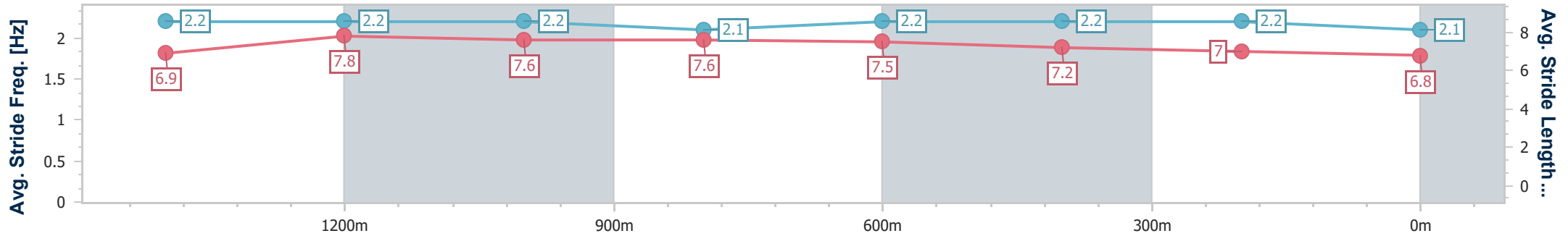
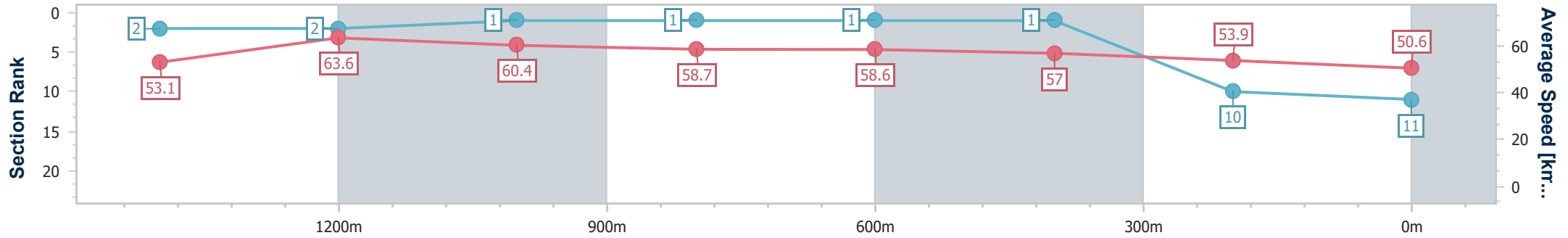
Ipswich QLD Professional
 Race 8: RAY WHITE IPSWICH RATINGS BAND 0 - 58 Handicap - 1690m



11 July 2024 - 16:13

Track Rating: Soft 5, Weather: Overcast, Rail Position: +6m Entire

Section	Overall	1400m	1200m	1000m	800m	600m	400m	200m
Section Times	1:47.44 [11] (0:19.67)	1:27.77 [2] (0:11.30)	1:16.47 [2] (0:11.83)	1:04.64 [1] (0:12.27)	0:52.37 [1] (0:12.28)	0:40.09 [1] (0:12.55)	0:27.54 [1] (0:13.29)	0:14.25 [10] (0:14.25)
Average Speed [km/h]	53.1	63.6	60.4	58.7	58.6	57.0	53.9	50.6
Top Speed [km/h]	64.1	64.5	61.7	59.3	59.1	58.8	55.5	52.7
Avg. Dist. to Rail [m]	3.6	1.1	1.0	0.5	0.3	1.1	1.4	1.6
Avg. Stride Freq. [Hz]	2.2	2.2	2.2	2.1	2.2	2.2	2.2	2.1
Avg. Stride Length [m]	6.9	7.8	7.6	7.6	7.5	7.2	7.0	6.8



- [] Ranking at each section and finish
- .-.- No data available at this section
- NA No data available



Horse/Jockey Name	Matsuyama
Final Rank	12
Fastest Section Time (Section)	0:11.83 (1400m)
Top Speed [km/h] (Section)	62.8 (Overall)
Race State	Finished



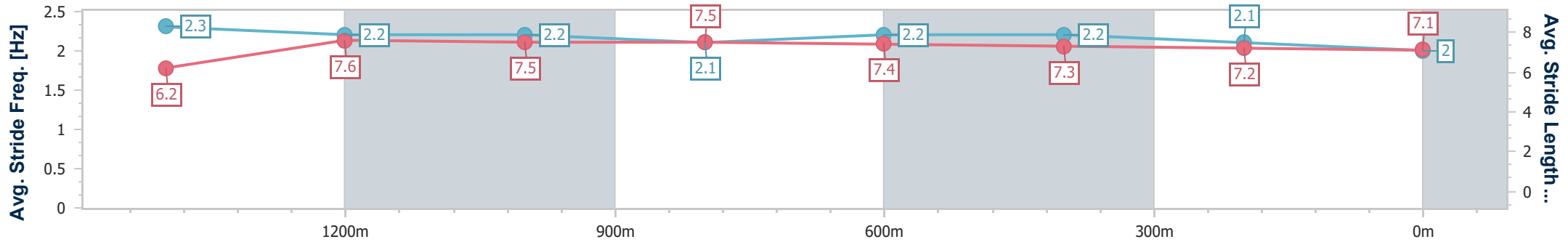
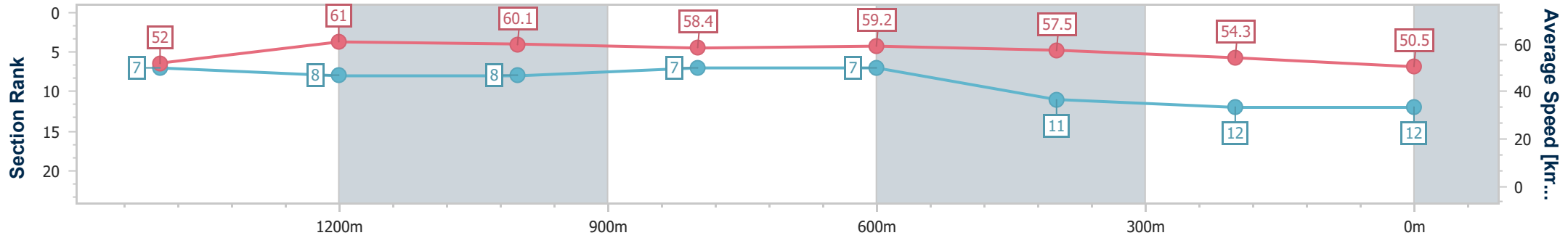
Ipswich QLD Professional
 Race 8: RAY WHITE IPSWICH RATINGS BAND 0 - 58 Handicap - 1690m



11 July 2024 - 16:13

Track Rating: Soft 5, Weather: Overcast, Rail Position: +6m Entire

Section	Overall	1400m	1200m	1000m	800m	600m	400m	200m
Section Times	1:48.24 [12] (0:20.07)	1:28.17 [7] (0:11.83)	1:16.34 [8] (0:11.99)	1:04.35 [8] (0:12.28)	0:52.07 [7] (0:12.17)	0:39.90 [7] (0:12.44)	0:27.46 [11] (0:13.20)	0:14.26 [12] (0:14.26)
Average Speed [km/h]	52.0	61.0	60.1	58.4	59.2	57.5	54.3	50.5
Top Speed [km/h]	62.8	61.5	60.7	58.9	59.7	58.9	56.1	53.2
Avg. Dist. to Rail [m]	2.2	0.2	0.1	0.2	0.6	1.1	1.1	0.6
Avg. Stride Freq. [Hz]	2.3	2.2	2.2	2.1	2.2	2.2	2.1	2.0
Avg. Stride Length [m]	6.2	7.6	7.5	7.5	7.4	7.3	7.2	7.1



- [] Ranking at each section and finish
- .-.- No data available at this section
- NA No data available