

Track Rating: Soft 5, Weather: Overcast, Rail Position: +6m Entire

Section		Field Times										Last 600m	
		Overall	1200m	1000m	800m	600m	400m					0:36.75	
		(0:11.18)	(0:10.87)	(0:11.21)	(0:11.72)	(0:11.80)	(0:12.37)						
Rank	TAB	Horse/Jockey	Barrier	Top Speed [km/h]	Fastest Section							Distance Travelled [m]	
1	2	<b>EXPLICABLE</b> Kyle Wilson-Taylor	1	66.1 1200m	0:11.00 1200m	1:21.73 [1] (0:11.44)	1:10.29 [5] (0:11.00)	0:59.29 [5] (0:11.24)	0:48.05 [5] (0:11.73)	0:36.32 [3] (0:11.78)	0:24.54 [2] (0:12.03)	0:36.32	
2	8	<b>JUNGLE LAW</b> Cejay Graham	7	67.2 1200m	0:10.99 1200m	1:21.74 [2] (0:11.27)	1:10.47 [3] (0:10.99)	0:59.48 [3] (0:11.41)	0:48.07 [4] (0:11.82)	0:36.25 [4] (0:11.81)	0:24.44 [3] (0:11.96)	0:36.25	+4
3	3	<b>STEEL KING</b> Robbie Dolan	5	67.5 1200m	0:10.87 1200m	1:21.77 [3] (0:11.18)	1:10.59 [1] (0:10.87)	0:59.72 [1] (0:11.21)	0:48.51 [1] (0:11.72)	0:36.79 [1] (0:11.80)	0:24.99 [1] (0:12.37)	0:36.79	-1
4	6	<b>BETATHANEVA</b> Jai Williams	6	66.6 1200m	0:11.08 1200m	1:21.96 [4] (0:11.46)	1:10.50 [6] (0:11.08)	0:59.42 [7] (0:11.31)	0:48.11 [6] (0:11.99)	0:36.12 [9] (0:12.20)	0:23.92 [11] (0:12.09)	0:36.12	+8
5	13	<b>DUKE OF LANCASTER</b> Alisha Donald	4	66.9 1200m	0:10.93 1200m	1:22.11 [5] (0:11.80)	1:10.31 [11] (0:10.93)	0:59.38 [9] (0:11.26)	0:48.12 [8] (0:11.74)	0:36.38 [7] (0:11.78)	0:24.60 [4] (0:12.05)	0:36.38	+0
6	7	<b>ISLE ORNSAY</b> Georgina Cartwright	11	65.7 1200m	0:11.22 1200m	1:22.24 [6] (0:11.62)	1:10.62 [8] (0:11.22)	0:59.40 [10] (0:11.53)	0:47.87 [11] (0:11.80)	0:36.07 [11] (0:11.85)	0:24.22 [10] (0:11.94)	0:36.07	+5
7	10	<b>SHY REBEL</b> Michael Rodd	9	66.9 1200m	0:10.95 1200m	1:22.34 [7] (0:11.78)	1:10.56 [10] (0:10.95)	0:59.61 [8] (0:11.41)	0:48.20 [9] (0:11.80)	0:36.40 [10] (0:11.84)	0:24.56 [6] (0:11.94)	0:36.40	+3
8	11	<b>TOUCHOFCLASS</b> Angela Jones	3	66.6 1200m	0:11.02 1200m	1:22.71 [8] (0:11.46)	1:11.25 [7] (0:11.02)	1:00.23 [6] (0:11.44)	0:48.79 [7] (0:11.86)	0:36.93 [8] (0:12.04)	0:24.89 [7] (0:12.27)	0:36.93	+6
9	14	<b>THE HIPPY</b> Olivia Webb	13	66.4 1200m	0:11.01 1200m	1:23.02 [9] (0:12.18)	1:10.84 [12] (0:11.01)	0:59.83 [12] (0:11.31)	0:48.52 [12] (0:11.70)	0:36.82 [12] (0:12.06)	0:24.76 [12] (0:12.30)	0:36.82	+0
10	5	<b>VICTORY MELODY</b> Samantha Collett	14	65.1 1200m	0:11.29 1200m	1:23.64 [10] (0:11.68)	1:11.96 [9] (0:11.29)	1:00.67 [11] (0:11.31)	0:49.36 [10] (0:11.43)	0:37.93 [6] (0:11.85)	0:26.08 [5] (0:12.49)	0:37.93	+10

Scratched: Clubhouse (#1), The Manager (#4)



**Ipswich QLD Professional**  
**Race 3: GREAT NORTHERN QTIS Three-Year-Old Maiden Plate - 1350m**  
 11 July 2024 - 13:04



Track Rating: Soft 5, Weather: Overcast, Rail Position: +6m Entire

Section		Overall	1200m	1000m	800m	600m	400m	Last 600m
Field Times		1:21.73 (0:11.18)	1:10.55 (0:10.87)	0:59.68 (0:11.21)	0:48.47 (0:11.72)	0:36.75 (0:11.80)	0:24.95 (0:12.37)	0:36.75

Rank	TAB	Horse/Jockey	Barrier	Top Speed [km/h]	Fastest Section	Overall	1200m	1000m	800m	600m	400m	Last 600m	Distance Travelled [m]
11	12	ZIMBARA	10	67.0	0:10.98	1:24.04 [11]	1:12.64 [4]	1:01.66 [4]	0:50.37 [3]	0:38.42 [5]	0:26.21 [8]	0:38.42	+8
		Nozi Tomizawa		1200m	1200m	(0:11.40)	(0:10.98)	(0:11.29)	(0:11.95)	(0:12.21)	(0:12.94)		
12	9	RUPERT'S JEWELL	8	67.5	0:10.87	1:29.16 [12]	1:17.89 [2]	1:07.02 [2]	0:55.71 [2]	0:43.91 [2]	0:31.29 [9]	0:43.91	+3
		Jake Bayliss		1200m	1200m	(0:11.27)	(0:10.87)	(0:11.31)	(0:11.80)	(0:12.62)	(0:14.61)		

Scratched: Clubhouse (#1), The Manager (#4)

Track Rating: Soft 5, Weather: Overcast, Rail Position: +6m Entire

Section				200m				Last 600m		
Field Times				0:12.58 (0:12.58)				0:36.75		
Rank	TAB	Horse/Jockey	Barrier	Top Speed [km/h]	Fastest Section	Margin			Distance Travelled [m]	
1	2	<b>EXPLICABLE</b> Kyle Wilson-Taylor	1	66.1 1200m	0:11.00 1200m	0:12.51 [2] (0:12.51)	1:21.73		0:36.32	
2	8	<b>JUNGLE LAW</b> Cejay Graham	7	67.2 1200m	0:10.99 1200m	0:12.48 [3] (0:12.48)	0.08L		0:36.25	+4
3	3	<b>STEEL KING</b> Robbie Dolan	5	67.5 1200m	0:10.87 1200m	0:12.62 [1] (0:12.62)	0.27L		0:36.79	-1
4	6	<b>BETATHANEVA</b> Jai Williams	6	66.6 1200m	0:11.08 1200m	0:11.83 [9] (0:11.83)	1.35L		0:36.12	+8
5	13	<b>DUKE OF LANCASTER</b> Alisha Donald	4	66.9 1200m	0:10.93 1200m	0:12.55 [4] (0:12.55)	2.23L		0:36.38	+0
6	7	<b>ISLE ORNSAY</b> Georgina Cartwright	11	65.7 1200m	0:11.22 1200m	0:12.28 [6] (0:12.28)	3.01L		0:36.07	+5
7	10	<b>SHY REBEL</b> Michael Rodd	9	66.9 1200m	0:10.95 1200m	0:12.62 [5] (0:12.62)	3.59L		0:36.40	+3
8	11	<b>TOUCHOFCLASS</b> Angela Jones	3	66.6 1200m	0:11.02 1200m	0:12.62 [8] (0:12.62)	5.78L		0:36.93	+6
9	14	<b>THE HIPPY</b> Olivia Webb	13	66.4 1200m	0:11.01 1200m	0:12.46 [10] (0:12.46)	7.57L		0:36.82	+0
10	5	<b>VICTORY MELODY</b> Samantha Collett	14	65.1 1200m	0:11.29 1200m	0:13.59 [7] (0:13.59)	11.26L		0:37.93	+10

Scratched: Clubhouse (#1), The Manager (#4)



**Ipswich QLD Professional**  
**Race 3: GREAT NORTHERN QTIS Three-Year-Old Maiden Plate - 1350m**  
 11 July 2024 - 13:04



Track Rating: Soft 5, Weather: Overcast, Rail Position: +6m Entire

Section				200m				Last 600m		
Field Times				0:12.58 (0:12.58)				0:36.75		
Rank	TAB	Horse/Jockey	Barrier	Top Speed [km/h]	Fastest Section	Margin			Distance Travelled [m]	
11	12	ZIMBARA	10	67.0	0:10.98	0:13.27 [11]	13.57L		0:38.42	+8
		Nozi Tomizawa		1200m	1200m	(0:13.27)				
12	9	RUPERT'S JEWELL	8	67.5	0:10.87	0:16.68 [12]	43.74L		0:43.91	+3
		Jake Bayliss		1200m	1200m	(0:16.68)				

Scratched: Clubhouse (#1), The Manager (#4)



Horse/Jockey Name	Explicable
Final Rank	1
Fastest Section Time (Section)	0:11.00 (1200m)
Top Speed [km/h] (Section)	66.1 (1200m)
Race State	Finished



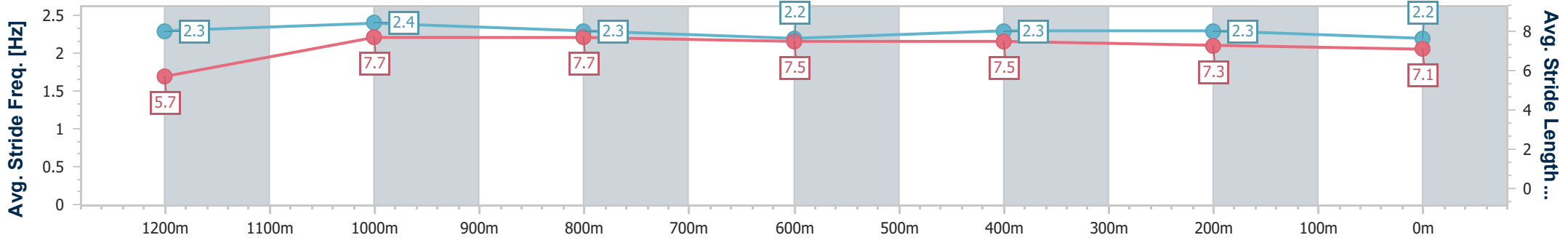
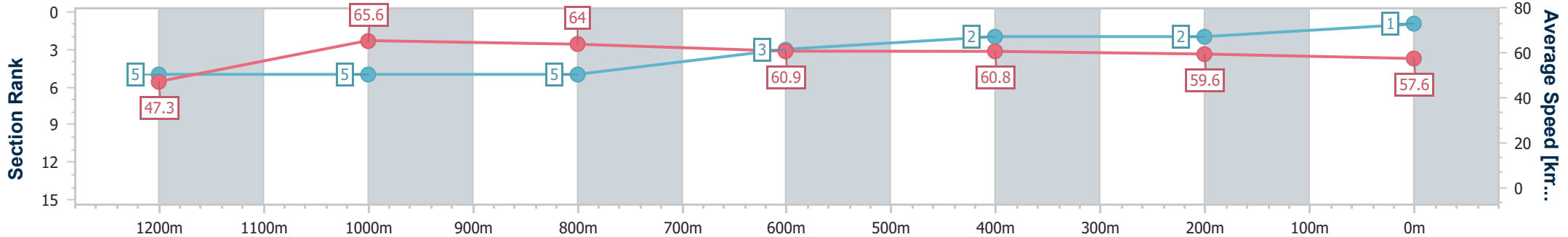
Ipswich QLD Professional  
Race 3: GREAT NORTHERN QTIS Three-Year-Old Maiden Plate - 1350m



11 July 2024 - 13:04

Track Rating: Soft 5, Weather: Overcast, Rail Position: +6m Entire

Section	Overall	1200m	1000m	800m	600m	400m	200m
Section Times	1:21.73 [1] (0:11.44)	1:10.29 [5] (0:11.00)	0:59.29 [5] (0:11.24)	0:48.05 [5] (0:11.73)	0:36.32 [3] (0:11.78)	0:24.54 [2] (0:12.03)	0:12.51 [2] (0:12.51)
Average Speed [km/h]	47.3	65.6	64.0	60.9	60.8	59.6	57.6
Top Speed [km/h]	64.4	66.1	65.7	62.8	61.3	60.5	59.7
Avg. Dist. to Rail [m]	1.2	0.8	0.3	1.2	1.6	0.9	2.2
Avg. Stride Freq. [Hz]	2.3	2.4	2.3	2.2	2.3	2.3	2.2
Avg. Stride Length [m]	5.7	7.7	7.7	7.5	7.5	7.3	7.1



- [ ] Ranking at each section and finish
- .-.- No data available at this section
- NA No data available



Horse/Jockey Name	Jungle Law
Final Rank	2
Fastest Section Time (Section)	0:10.99 (1200m)
Top Speed [km/h] (Section)	67.2 (1200m)
Race State	Finished



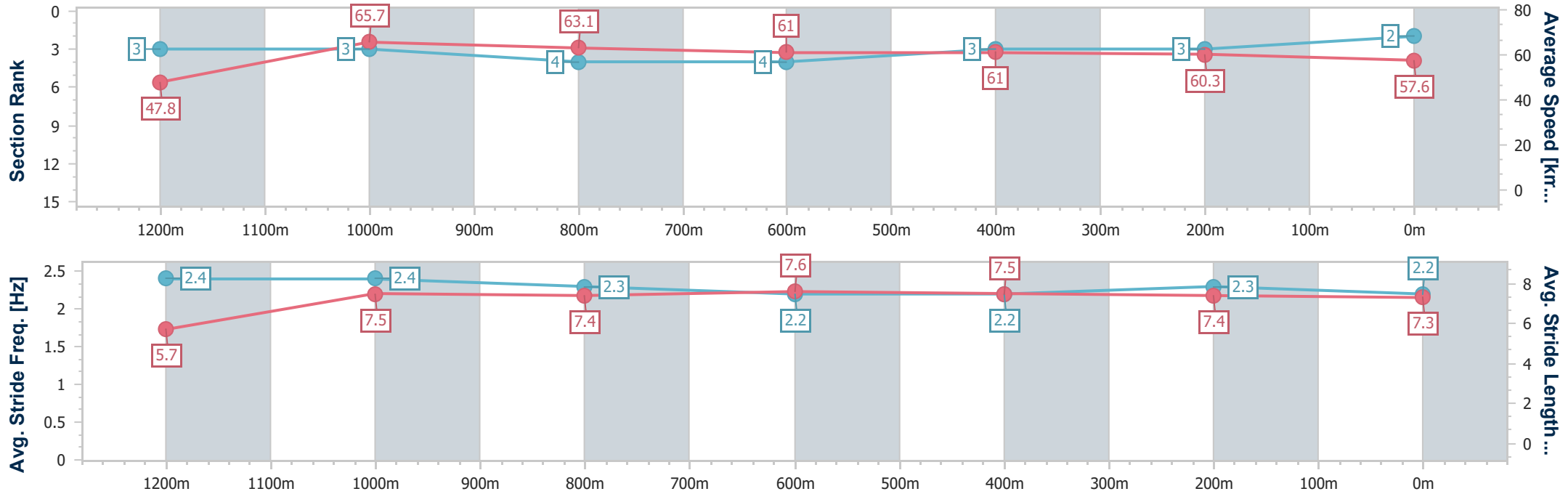
Ipswich QLD Professional  
Race 3: GREAT NORTHERN QTIS Three-Year-Old Maiden Plate  
- 1350m



11 July 2024 - 13:04

Track Rating: Soft 5, Weather: Overcast, Rail Position: +6m Entire

Section	Overall	1200m	1000m	800m	600m	400m	200m
Section Times	1:21.74 [2] (0:11.27)	1:10.47 [3] (0:10.99)	0:59.48 [3] (0:11.41)	0:48.07 [4] (0:11.82)	0:36.25 [4] (0:11.81)	0:24.44 [3] (0:11.96)	0:12.48 [3] (0:12.48)
Average Speed [km/h]	47.8	65.7	63.1	61.0	61.0	60.3	57.6
Top Speed [km/h]	64.8	67.2	64.5	62.4	61.7	61.7	59.4
Avg. Dist. to Rail [m]	2.0	0.9	0.3	0.5	0.6	1.8	3.7
Avg. Stride Freq. [Hz]	2.4	2.4	2.3	2.2	2.2	2.3	2.2
Avg. Stride Length [m]	5.7	7.5	7.4	7.6	7.5	7.4	7.3



- [ ] Ranking at each section and finish
- .-.- No data available at this section
- NA No data available



Horse/Jockey Name	Steel King
Final Rank	3
Fastest Section Time (Section)	0:10.87 (1200m)
Top Speed [km/h] (Section)	67.5 (1200m)
Race State	Finished



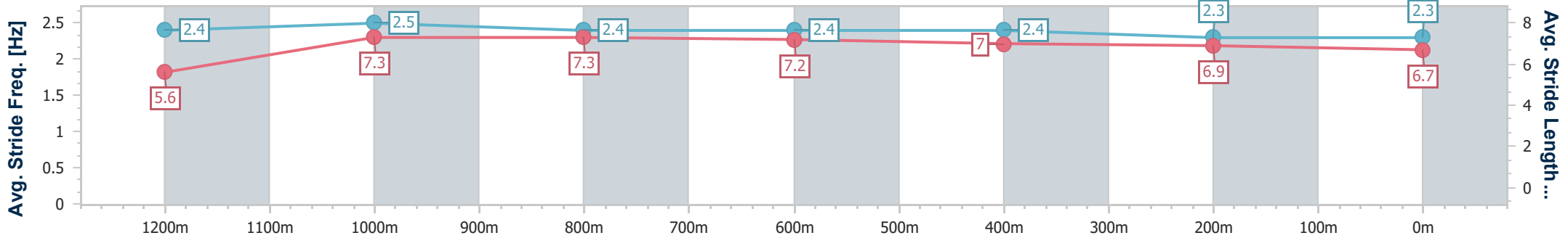
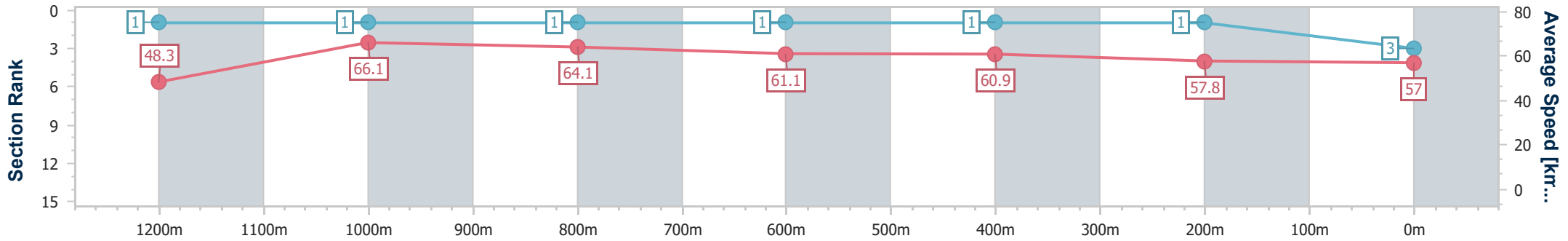
Ipswich QLD Professional  
Race 3: GREAT NORTHERN QTIS Three-Year-Old Maiden Plate  
- 1350m



11 July 2024 - 13:04

Track Rating: Soft 5, Weather: Overcast, Rail Position: +6m Entire

Section	Overall	1200m	1000m	800m	600m	400m	200m
Section Times	1:21.77 [3] (0:11.18)	1:10.59 [1] (0:10.87)	0:59.72 [1] (0:11.21)	0:48.51 [1] (0:11.72)	0:36.79 [1] (0:11.80)	0:24.99 [1] (0:12.37)	0:12.62 [1] (0:12.62)
Average Speed [km/h]	48.3	66.1	64.1	61.1	60.9	57.8	57.0
Top Speed [km/h]	64.2	67.5	65.8	63.3	62.1	59.6	58.6
Avg. Dist. to Rail [m]	0.7	0.6	0.8	1.2	1.0	1.1	0.4
Avg. Stride Freq. [Hz]	2.4	2.5	2.4	2.4	2.4	2.3	2.3
Avg. Stride Length [m]	5.6	7.3	7.3	7.2	7.0	6.9	6.7



- [ ] Ranking at each section and finish
- .-.- No data available at this section
- NA No data available



Horse/Jockey Name	Betathaneva
Final Rank	4
Fastest Section Time (Section)	0:11.08 (1200m)
Top Speed [km/h] (Section)	66.6 (1200m)
Race State	Finished



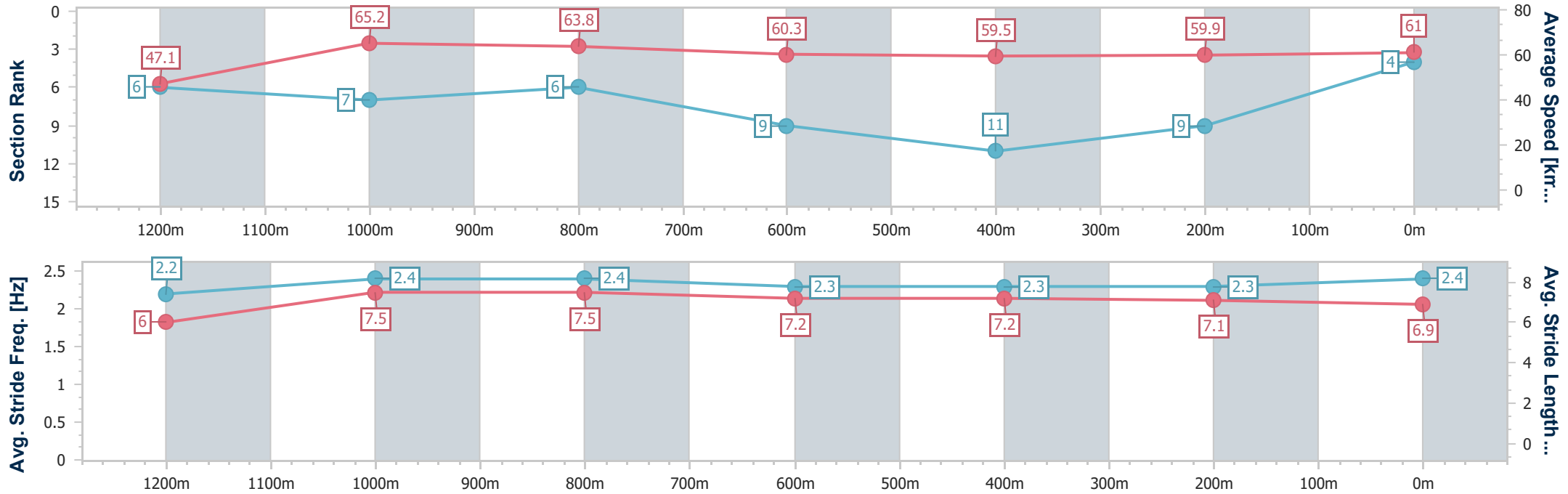
Ipswich QLD Professional  
Race 3: GREAT NORTHERN QTIS Three-Year-Old Maiden Plate  
- 1350m



11 July 2024 - 13:04

Track Rating: Soft 5, Weather: Overcast, Rail Position: +6m Entire

Section	Overall	1200m	1000m	800m	600m	400m	200m
Section Times	1:21.96 [4] (0:11.46)	1:10.50 [6] (0:11.08)	0:59.42 [7] (0:11.31)	0:48.11 [6] (0:11.99)	0:36.12 [9] (0:12.20)	0:23.92 [11] (0:12.09)	0:11.83 [9] (0:11.83)
Average Speed [km/h]	47.1	65.2	63.8	60.3	59.5	59.9	61.0
Top Speed [km/h]	64.0	66.6	65.6	62.3	62.1	62.6	62.6
Avg. Dist. to Rail [m]	1.1	1.5	1.5	1.6	2.1	0.9	0.7
Avg. Stride Freq. [Hz]	2.2	2.4	2.4	2.3	2.3	2.3	2.4
Avg. Stride Length [m]	6.0	7.5	7.5	7.2	7.2	7.1	6.9



- [ ] Ranking at each section and finish
- .-.- No data available at this section
- NA No data available





Horse/Jockey Name	Duke Of Lancaster
Final Rank	5
Fastest Section Time (Section)	0:10.93 (1200m)
Top Speed [km/h] (Section)	66.9 (1200m)
Race State	Finished



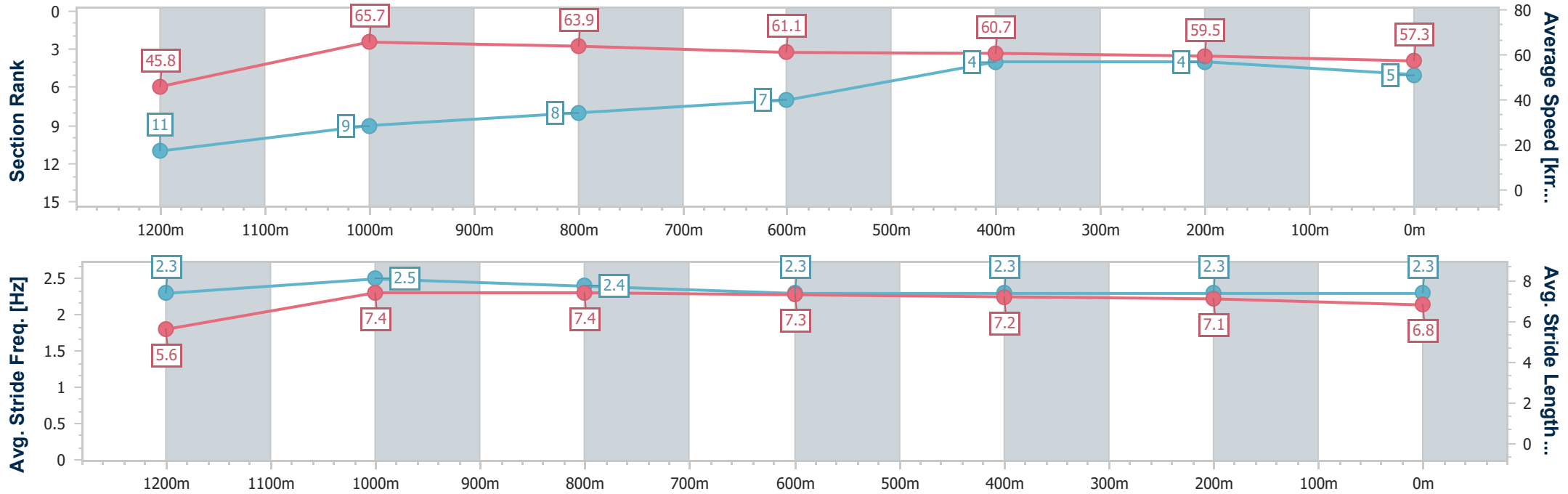
Ipswich QLD Professional  
Race 3: GREAT NORTHERN QTIS Three-Year-Old Maiden Plate  
- 1350m



11 July 2024 - 13:04

Track Rating: Soft 5, Weather: Overcast, Rail Position: +6m Entire

Section	Overall	1200m	1000m	800m	600m	400m	200m
Section Times	1:22.11 [5] (0:11.80)	1:10.31 [11] (0:10.93)	0:59.38 [9] (0:11.26)	0:48.12 [8] (0:11.74)	0:36.38 [7] (0:11.78)	0:24.60 [4] (0:12.05)	0:12.55 [4] (0:12.55)
Average Speed [km/h]	45.8	65.7	63.9	61.1	60.7	59.5	57.3
Top Speed [km/h]	64.8	66.9	66.5	63.5	61.8	60.8	59.8
Avg. Dist. to Rail [m]	1.0	0.7	0.3	1.3	1.5	1.1	0.5
Avg. Stride Freq. [Hz]	2.3	2.5	2.4	2.3	2.3	2.3	2.3
Avg. Stride Length [m]	5.6	7.4	7.4	7.3	7.2	7.1	6.8



- [ ] Ranking at each section and finish
- .-.- No data available at this section
- NA No data available



Horse/Jockey Name	Isle Ornsay
Final Rank	6
Fastest Section Time (Section)	0:11.22 (1200m)
Top Speed [km/h] (Section)	65.7 (1200m)
Race State	Finished



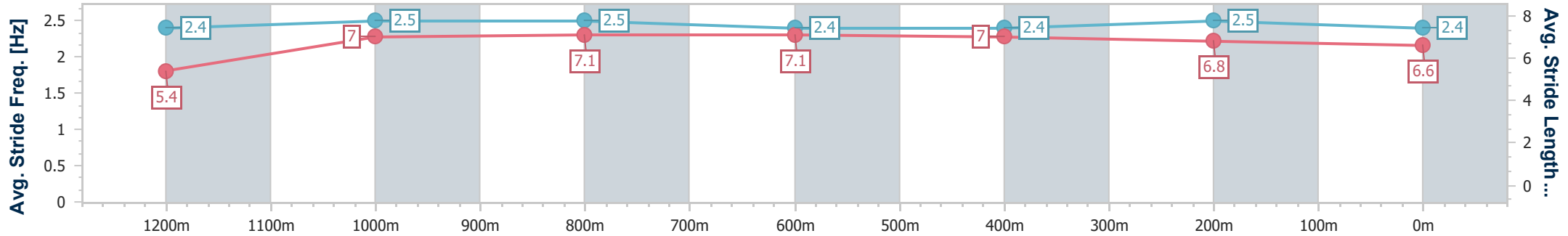
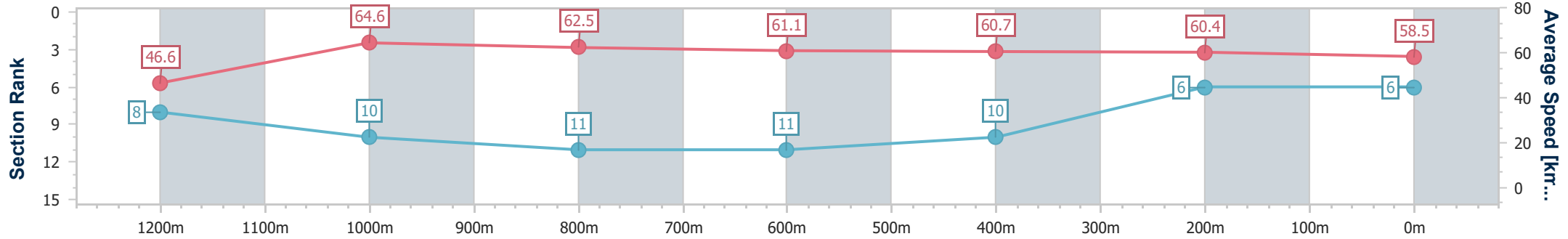
Ipswich QLD Professional  
Race 3: GREAT NORTHERN QTIS Three-Year-Old Maiden Plate  
- 1350m



11 July 2024 - 13:04

Track Rating: Soft 5, Weather: Overcast, Rail Position: +6m Entire

Section	Overall	1200m	1000m	800m	600m	400m	200m
Section Times	1:22.24 [6] (0:11.62)	1:10.62 [8] (0:11.22)	0:59.40 [10] (0:11.53)	0:47.87 [11] (0:11.80)	0:36.07 [11] (0:11.85)	0:24.22 [10] (0:11.94)	0:12.28 [6] (0:12.28)
Average Speed [km/h]	46.6	64.6	62.5	61.1	60.7	60.4	58.5
Top Speed [km/h]	62.4	65.7	63.7	62.3	62.0	61.0	60.0
Avg. Dist. to Rail [m]	6.9	3.2	1.8	0.5	0.4	1.4	3.1
Avg. Stride Freq. [Hz]	2.4	2.5	2.5	2.4	2.4	2.5	2.4
Avg. Stride Length [m]	5.4	7.0	7.1	7.1	7.0	6.8	6.6



- [ ] Ranking at each section and finish
- .-.- No data available at this section
- NA No data available



Horse/Jockey Name	Shy Rebel
Final Rank	7
Fastest Section Time (Section)	0:10.95 (1200m)
Top Speed [km/h] (Section)	66.9 (1200m)
Race State	Finished



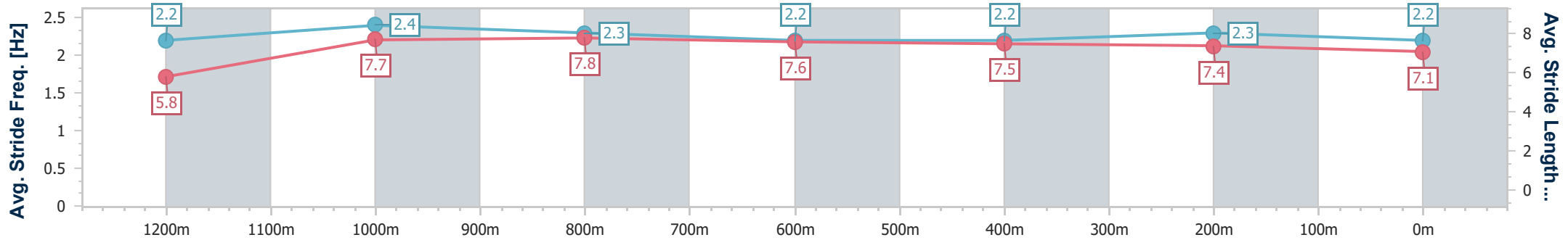
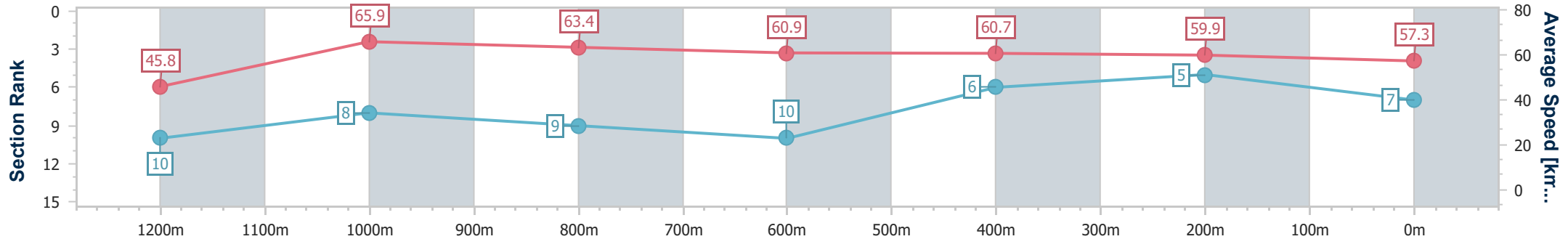
Ipswich QLD Professional  
Race 3: GREAT NORTHERN QTIS Three-Year-Old Maiden Plate  
- 1350m



11 July 2024 - 13:04

Track Rating: Soft 5, Weather: Overcast, Rail Position: +6m Entire

Section	Overall	1200m	1000m	800m	600m	400m	200m
Section Times	1:22.34 [7] (0:11.78)	1:10.56 [10] (0:10.95)	0:59.61 [8] (0:11.41)	0:48.20 [9] (0:11.80)	0:36.40 [10] (0:11.84)	0:24.56 [6] (0:11.94)	0:12.62 [5] (0:12.62)
Average Speed [km/h]	45.8	65.9	63.4	60.9	60.7	59.9	57.3
Top Speed [km/h]	64.6	66.9	65.3	62.7	61.2	60.9	58.7
Avg. Dist. to Rail [m]	3.0	1.7	1.0	0.3	1.1	1.8	4.6
Avg. Stride Freq. [Hz]	2.2	2.4	2.3	2.2	2.2	2.3	2.2
Avg. Stride Length [m]	5.8	7.7	7.8	7.6	7.5	7.4	7.1



- [ ] Ranking at each section and finish
- .-.- No data available at this section
- NA No data available



Horse/Jockey Name	Touchofclass
Final Rank	8
Fastest Section Time (Section)	0:11.02 (1200m)
Top Speed [km/h] (Section)	66.6 (1200m)
Race State	Finished



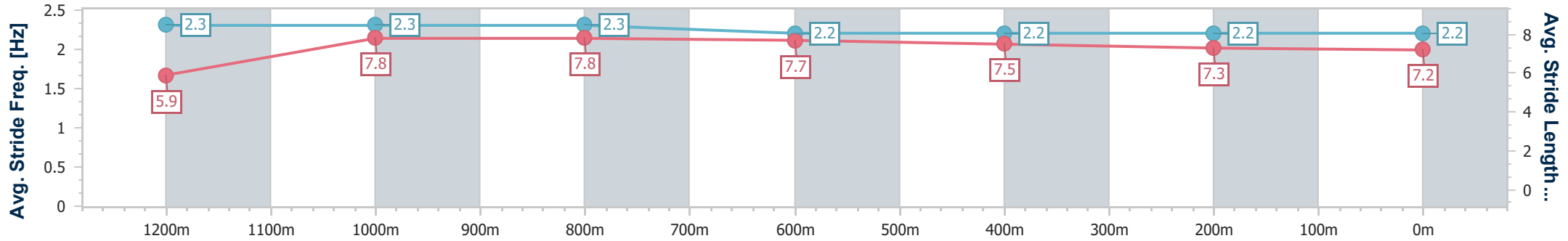
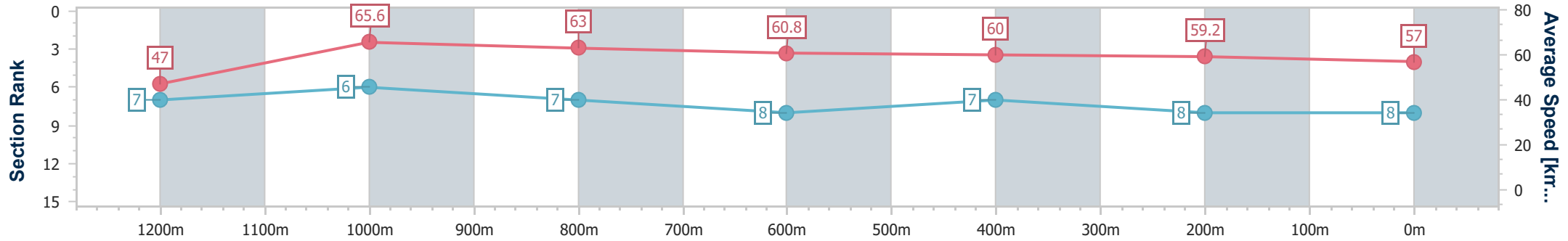
Ipswich QLD Professional  
Race 3: GREAT NORTHERN QTIS Three-Year-Old Maiden Plate  
- 1350m



11 July 2024 - 13:04

Track Rating: Soft 5, Weather: Overcast, Rail Position: +6m Entire

Section	Overall	1200m	1000m	800m	600m	400m	200m
Section Times	1:22.71 [8] (0:11.46)	1:11.25 [7] (0:11.02)	1:00.23 [6] (0:11.44)	0:48.79 [7] (0:11.86)	0:36.93 [8] (0:12.04)	0:24.89 [7] (0:12.27)	0:12.62 [8] (0:12.62)
Average Speed [km/h]	47.0	65.6	63.0	60.8	60.0	59.2	57.0
Top Speed [km/h]	63.7	66.6	64.5	62.6	60.8	59.7	58.4
Avg. Dist. to Rail [m]	0.5	1.7	1.2	0.4	0.4	3.1	5.8
Avg. Stride Freq. [Hz]	2.3	2.3	2.3	2.2	2.2	2.2	2.2
Avg. Stride Length [m]	5.9	7.8	7.8	7.7	7.5	7.3	7.2



- [ ] Ranking at each section and finish
- .-.- No data available at this section
- NA No data available



Horse/Jockey Name	The Hippy
Final Rank	9
Fastest Section Time (Section)	0:11.01 (1200m)
Top Speed [km/h] (Section)	66.4 (1200m)
Race State	Finished



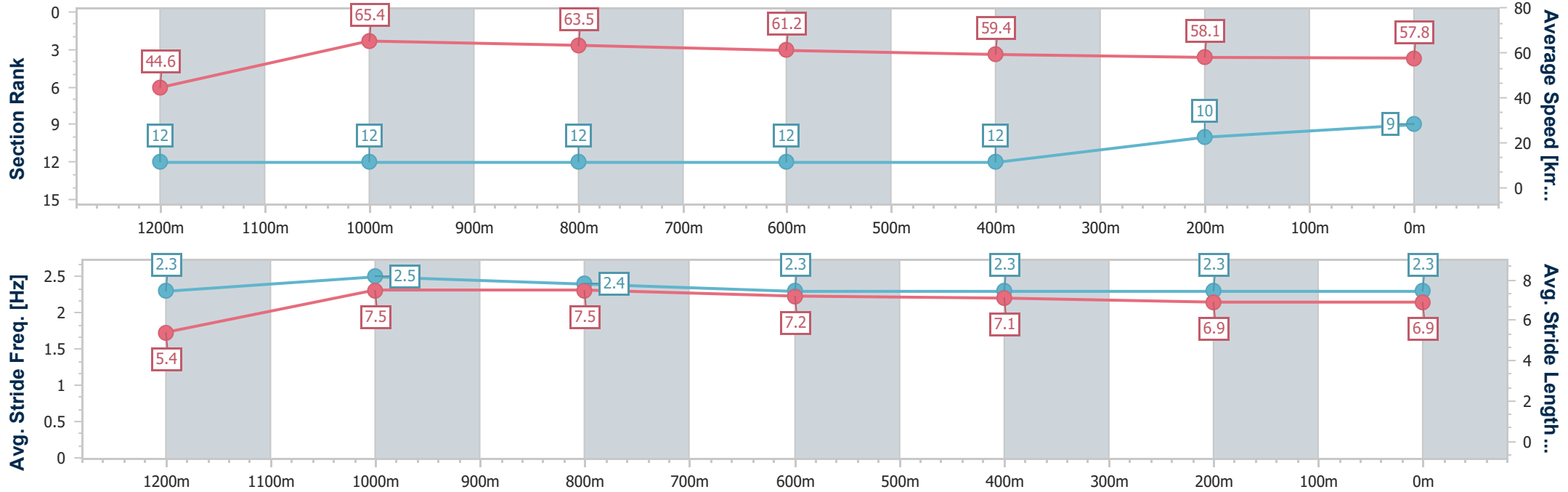
Ipswich QLD Professional  
Race 3: GREAT NORTHERN QTIS Three-Year-Old Maiden Plate  
- 1350m



11 July 2024 - 13:04

Track Rating: Soft 5, Weather: Overcast, Rail Position: +6m Entire

Section	Overall	1200m	1000m	800m	600m	400m	200m
Section Times	1:23.02 [9] (0:12.18)	1:10.84 [12] (0:11.01)	0:59.83 [12] (0:11.31)	0:48.52 [12] (0:11.70)	0:36.82 [12] (0:12.06)	0:24.76 [12] (0:12.30)	0:12.46 [10] (0:12.46)
Average Speed [km/h]	44.6	65.4	63.5	61.2	59.4	58.1	57.8
Top Speed [km/h]	62.3	66.4	66.3	62.3	60.5	59.0	58.7
Avg. Dist. to Rail [m]	6.3	0.8	0.4	1.4	1.4	1.4	1.2
Avg. Stride Freq. [Hz]	2.3	2.5	2.4	2.3	2.3	2.3	2.3
Avg. Stride Length [m]	5.4	7.5	7.5	7.2	7.1	6.9	6.9



- [ ] Ranking at each section and finish
- .-.- No data available at this section
- NA No data available



Horse/Jockey Name	Victory Melody
Final Rank	10
Fastest Section Time (Section)	0:11.29 (1200m)
Top Speed [km/h] (Section)	65.1 (1200m)
Race State	Finished



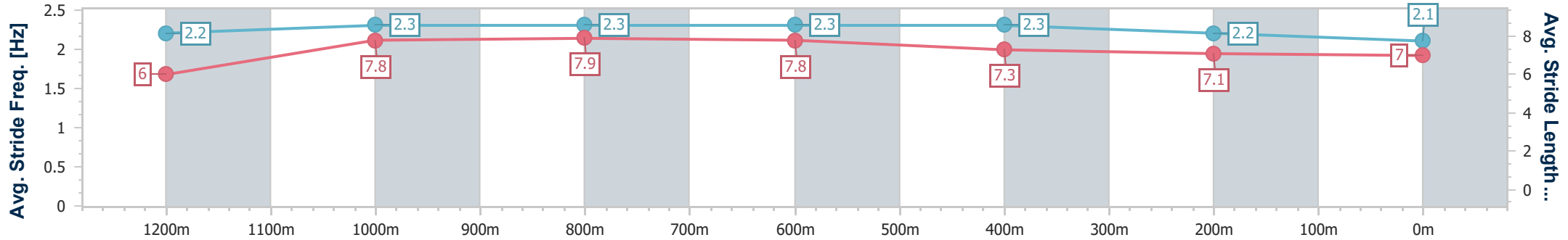
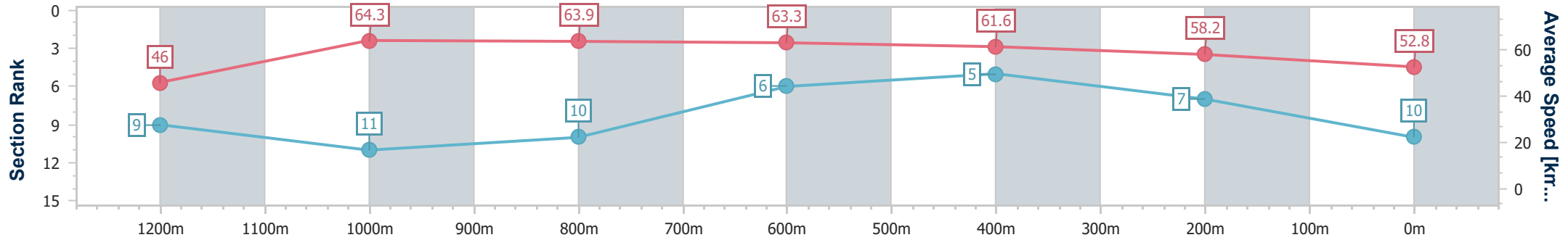
Ipswich QLD Professional  
Race 3: GREAT NORTHERN QTIS Three-Year-Old Maiden Plate  
- 1350m



11 July 2024 - 13:04

Track Rating: Soft 5, Weather: Overcast, Rail Position: +6m Entire

Section	Overall	1200m	1000m	800m	600m	400m	200m
Section Times	1:23.64 [10] (0:11.68)	1:11.96 [9] (0:11.29)	1:00.67 [11] (0:11.31)	0:49.36 [10] (0:11.43)	0:37.93 [6] (0:11.85)	0:26.08 [5] (0:12.49)	0:13.59 [7] (0:13.59)
Average Speed [km/h]	46.0	64.3	63.9	63.3	61.6	58.2	52.8
Top Speed [km/h]	63.6	65.1	64.6	64.0	63.7	60.4	55.8
Avg. Dist. to Rail [m]	8.5	4.1	2.6	1.3	2.6	3.4	5.3
Avg. Stride Freq. [Hz]	2.2	2.3	2.3	2.3	2.3	2.2	2.1
Avg. Stride Length [m]	6.0	7.8	7.9	7.8	7.3	7.1	7.0



- [ ] Ranking at each section and finish
- .-.- No data available at this section
- NA No data available



Horse/Jockey Name	Zimbara
Final Rank	11
Fastest Section Time (Section)	0:10.98 (1200m)
Top Speed [km/h] (Section)	67.0 (1200m)
Race State	Finished



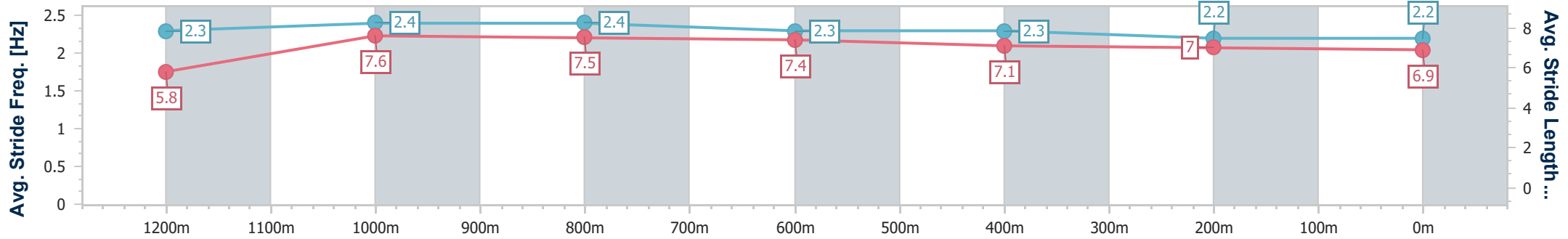
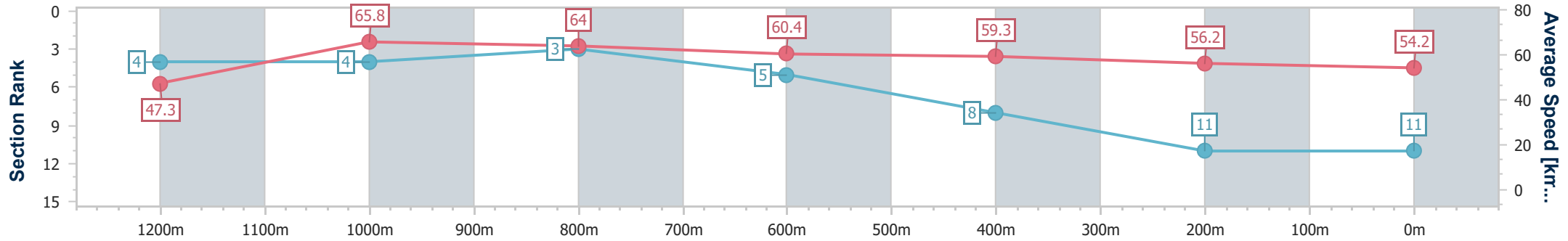
Ipswich QLD Professional  
Race 3: GREAT NORTHERN QTIS Three-Year-Old Maiden Plate  
- 1350m



11 July 2024 - 13:04

Track Rating: Soft 5, Weather: Overcast, Rail Position: +6m Entire

Section	Overall	1200m	1000m	800m	600m	400m	200m
Section Times	1:24.04 [11] (0:11.40)	1:12.64 [4] (0:10.98)	1:01.66 [4] (0:11.29)	0:50.37 [3] (0:11.95)	0:38.42 [5] (0:12.21)	0:26.21 [8] (0:12.94)	0:13.27 [11] (0:13.27)
Average Speed [km/h]	47.3	65.8	64.0	60.4	59.3	56.2	54.2
Top Speed [km/h]	65.6	67.0	66.1	62.6	61.2	57.6	56.3
Avg. Dist. to Rail [m]	6.2	4.3	1.8	0.7	1.3	3.3	4.3
Avg. Stride Freq. [Hz]	2.3	2.4	2.4	2.3	2.3	2.2	2.2
Avg. Stride Length [m]	5.8	7.6	7.5	7.4	7.1	7.0	6.9



- [ ] Ranking at each section and finish
- .-.- No data available at this section
- NA No data available



Horse/Jockey Name	Rupert's Jewell
Final Rank	12
Fastest Section Time (Section)	0:10.87 (1200m)
Top Speed [km/h] (Section)	67.5 (1200m)
Race State	Finished



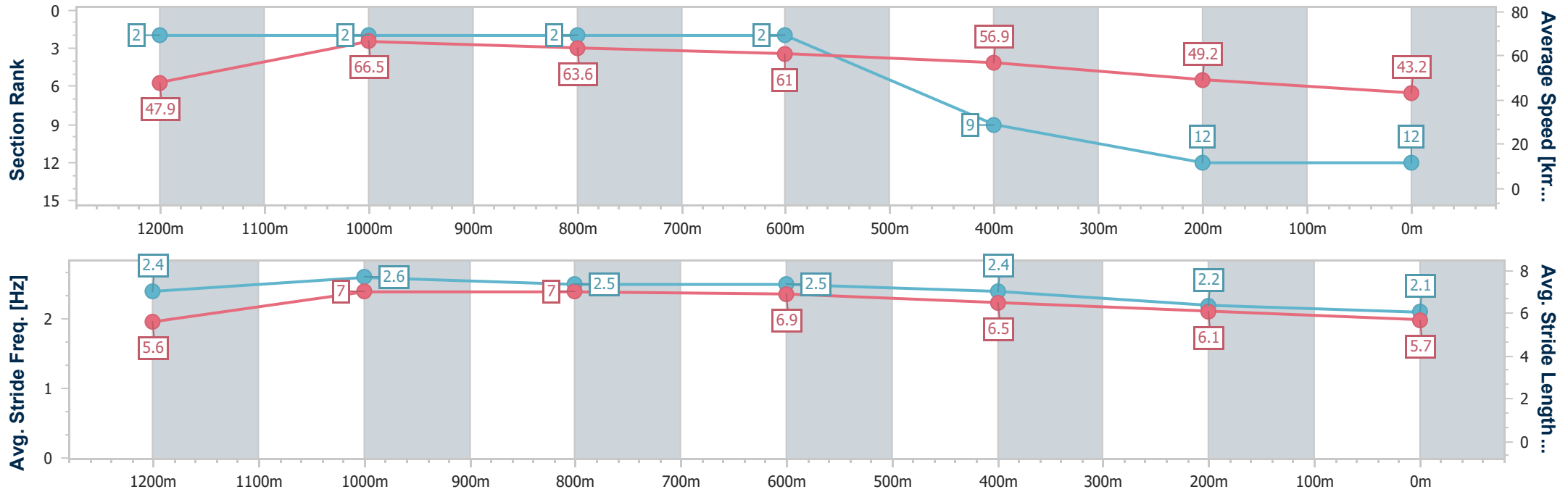
Ipswich QLD Professional  
Race 3: GREAT NORTHERN QTIS Three-Year-Old Maiden Plate - 1350m



11 July 2024 - 13:04

Track Rating: Soft 5, Weather: Overcast, Rail Position: +6m Entire

Section	Overall	1200m	1000m	800m	600m	400m	200m
Section Times	1:29.16 [12] (0:11.27)	1:17.89 [2] (0:10.87)	1:07.02 [2] (0:11.31)	0:55.71 [2] (0:11.80)	0:43.91 [2] (0:12.62)	0:31.29 [9] (0:14.61)	0:16.68 [12] (0:16.68)
Average Speed [km/h]	47.9	66.5	63.6	61.0	56.9	49.2	43.2
Top Speed [km/h]	65.8	67.5	65.6	62.5	59.9	55.0	45.6
Avg. Dist. to Rail [m]	3.5	1.2	0.2	0.2	0.3	0.3	0.3
Avg. Stride Freq. [Hz]	2.4	2.6	2.5	2.5	2.4	2.2	2.1
Avg. Stride Length [m]	5.6	7.0	7.0	6.9	6.5	6.1	5.7



- [ ] Ranking at each section and finish
- .-.- No data available at this section
- NA No data available