



Ipswich QLD Professional

Race 2: RIVER 94.9FM QTIS Two-Year-Old Handicap - 1200m

11 July 2024 - 12:27



Track Rating: Soft 5, Weather: Overcast, Rail Position: +6m Entire

Section		Overall										Last 600m		
Field Times		1:11.80										0:35.37		
		(0:14.02)										(0:11.02)		
		(0:11.39)										(0:11.55)		
		(0:11.67)										(0:12.15)		
Rank	TAB	Horse/Jockey	Barrier	Top Speed [km/h]	Fastest Section	1000m	800m	600m	400m	200m	Margin	Distance Travelled [m]		
1	1	SUJEED	4	66.7	0:11.04	1:11.80 [1]	0:57.76 [2]	0:46.72 [2]	0:35.30 [2]	0:23.72 [3]	0:12.13 [2]	1:11.80	0:35.30	
		Michael Cahill		1000m	1000m	(0:14.04)	(0:11.04)	(0:11.42)	(0:11.58)	(0:11.59)	(0:12.13)			
2	9	UMABETT	2	66.1	0:11.17	1:11.90 [2]	0:57.68 [4]	0:46.51 [6]	0:35.12 [6]	0:23.67 [6]	0:12.12 [3]	0.62L	0:35.12	-1
		Kyle Wilson-Taylor		1000m	1000m	(0:14.22)	(0:11.17)	(0:11.39)	(0:11.45)	(0:11.55)	(0:12.12)			
3	3	MISHANI STORM	3	66.2	0:11.02	1:12.08 [3]	0:58.06 [1]	0:47.04 [1]	0:35.65 [1]	0:24.10 [1]	0:12.43 [1]	1.65L	0:35.65	-4
		Dylan Bennett		1000m	1000m	(0:14.02)	(0:11.02)	(0:11.39)	(0:11.55)	(0:11.67)	(0:12.43)			
4	4	APPELLANT	6	67.4	0:11.02	1:12.14 [4]	0:57.62 [7]	0:46.60 [7]	0:35.21 [7]	0:24.06 [4]	0:12.33 [4]	1.98L	0:35.21	+2
		Samantha Collett		1000m	1000m	(0:14.52)	(0:11.02)	(0:11.39)	(0:11.15)	(0:11.73)	(0:12.33)			
5	7	PRIDE OF SAVABELLA	7	66.5	0:11.14	1:12.21 [5]	0:58.02 [3]	0:46.88 [3]	0:35.48 [4]	0:24.01 [5]	0:12.20 [6]	2.42L	0:35.48	+3
		Robbie Dolan		Overall	1000m	(0:14.19)	(0:11.14)	(0:11.40)	(0:11.47)	(0:11.81)	(0:12.20)			
6	2	SNOWY FINN	8	67.3	0:11.11	1:12.73 [6]	0:58.54 [5]	0:47.43 [4]	0:36.16 [3]	0:24.74 [2]	0:12.87 [5]	5.46L	0:36.04	+2
		Danny Peisley		800m	1000m	(0:14.19)	(0:11.11)	(0:11.21)	(0:11.42)	(0:11.75)	(0:12.87)			
7	5	SAMMY CONQUERS ALL	1	66.8	0:11.11	1:16.37 [7]	1:02.14 [6]	0:51.03 [5]	0:39.59 [5]	0:27.83 [7]	0:15.06 [7]	26.87L	0:39.59	-3
		Taylor Marshall		1000m	1000m	(0:14.23)	(0:11.11)	(0:11.44)	(0:11.76)	(0:12.77)	(0:15.06)			

Scratched: Kool Bruce (#6), Data Scramble (#8)

[] Ranking at each section and finish
 -:-:- No data available at this section
 NA No data available

SCN Saddle cloth number
 DNF Did not finish
 DNT Did not track



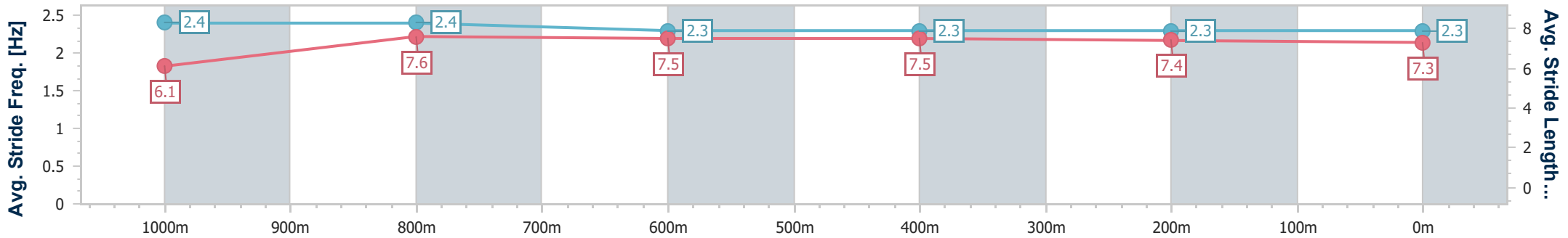
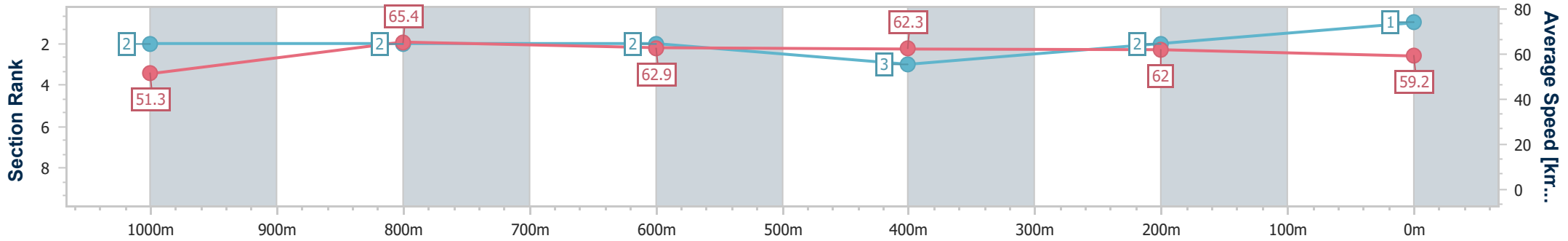
Horse/Jockey Name	Sujeed
Final Rank	1
Fastest Section Time (Section)	0:11.04 (1000m)
Top Speed [km/h] (Section)	66.7 (1000m)
Race State	Finished



Ipswich QLD Professional
 Race 2: RIVER 94.9FM QTIS Two-Year-Old Handicap - 1200m
 11 July 2024 - 12:27
 Track Rating: Soft 5, Weather: Overcast, Rail Position: +6m Entire



Section	Overall	1000m	800m	600m	400m	200m
Section Times	1:11.80 [1] (0:14.04)	0:57.76 [2] (0:11.04)	0:46.72 [2] (0:11.42)	0:35.30 [2] (0:11.58)	0:23.72 [3] (0:11.59)	0:12.13 [2] (0:12.13)
Average Speed [km/h]	51.3	65.4	62.9	62.3	62.0	59.2
Top Speed [km/h]	66.7	66.7	63.9	62.8	62.6	61.4
Avg. Dist. to Rail [m]	5.6	1.5	0.2	0.4	0.9	1.4
Avg. Stride Freq. [Hz]	2.4	2.4	2.3	2.3	2.3	2.3
Avg. Stride Length [m]	6.1	7.6	7.5	7.5	7.4	7.3



- [] Ranking at each section and finish
- .-.- No data available at this section
- NA No data available



Horse/Jockey Name	Umabett
Final Rank	2
Fastest Section Time (Section)	0:11.17 (1000m)
Top Speed [km/h] (Section)	66.1 (1000m)
Race State	Finished



Ipswich QLD Professional

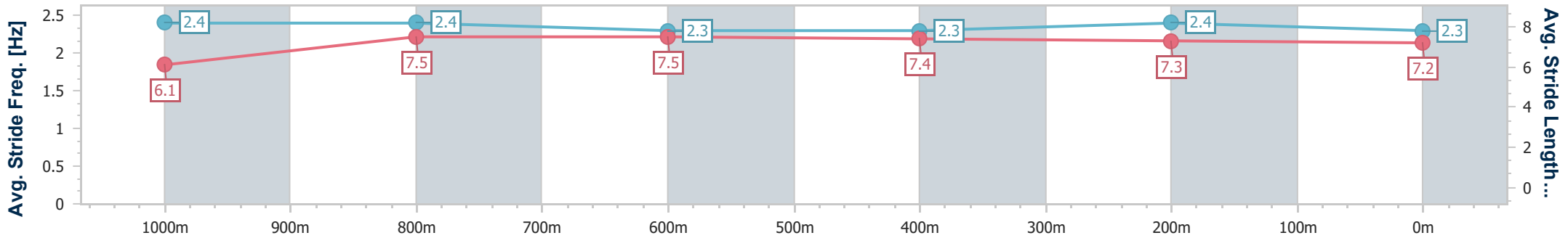
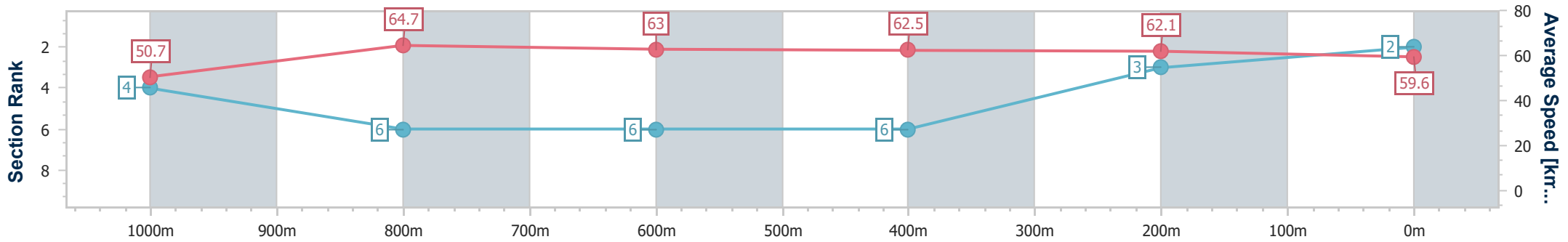
Race 2: RIVER 94.9FM QTIS Two-Year-Old Handicap - 1200m

11 July 2024 - 12:27



Track Rating: Soft 5, Weather: Overcast, Rail Position: +6m Entire

Section	Overall	1000m	800m	600m	400m	200m
Section Times	1:11.90 [2] (0:14.22)	0:57.68 [4] (0:11.17)	0:46.51 [6] (0:11.39)	0:35.12 [6] (0:11.45)	0:23.67 [6] (0:11.55)	0:12.12 [3] (0:12.12)
Average Speed [km/h]	50.7	64.7	63.0	62.5	62.1	59.6
Top Speed [km/h]	66.0	66.1	63.4	63.6	62.6	61.4
Avg. Dist. to Rail [m]	3.6	1.8	0.5	1.0	1.2	2.3
Avg. Stride Freq. [Hz]	2.4	2.4	2.3	2.3	2.4	2.3
Avg. Stride Length [m]	6.1	7.5	7.5	7.4	7.3	7.2



- [] Ranking at each section and finish
- .-.- No data available at this section
- NA No data available



Horse/Jockey Name	Mishani Storm
Final Rank	3
Fastest Section Time (Section)	0:11.02 (1000m)
Top Speed [km/h] (Section)	66.2 (1000m)
Race State	Finished



Ipswich QLD Professional

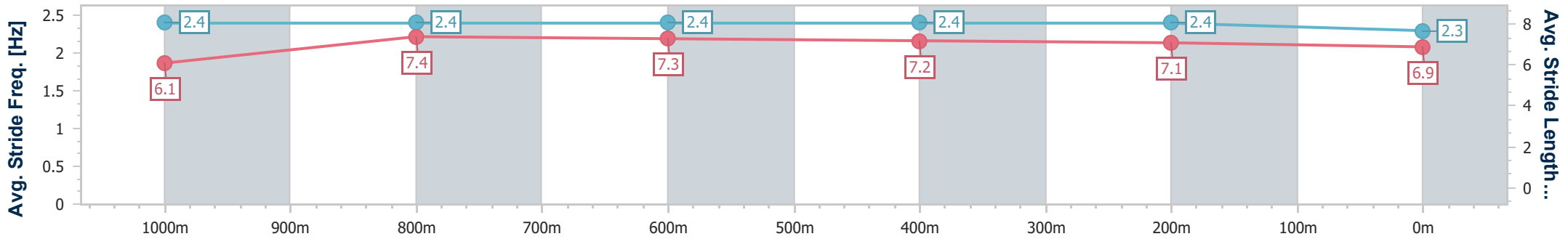
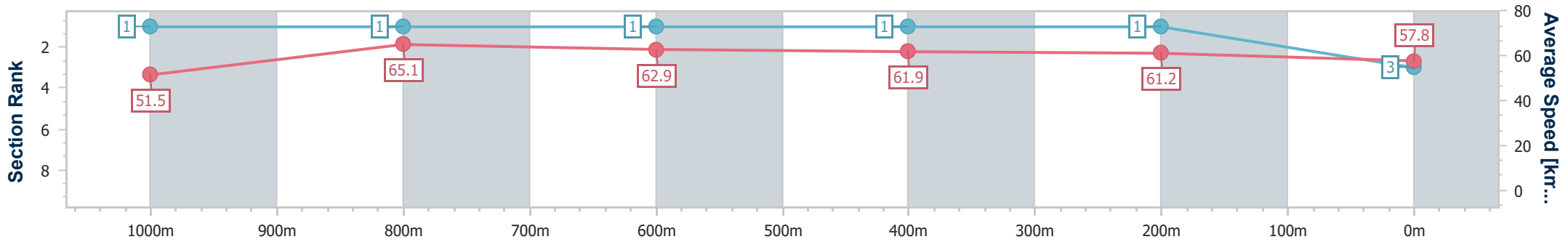
Race 2: RIVER 94.9FM QTIS Two-Year-Old Handicap - 1200m

11 July 2024 - 12:27



Track Rating: Soft 5, Weather: Overcast, Rail Position: +6m Entire

Section	Overall	1000m	800m	600m	400m	200m
Section Times	1:12.08 [3] (0:14.02)	0:58.06 [1] (0:11.02)	0:47.04 [1] (0:11.39)	0:35.65 [1] (0:11.55)	0:24.10 [1] (0:11.67)	0:12.43 [1] (0:12.43)
Average Speed [km/h]	51.5	65.1	62.9	61.9	61.2	57.8
Top Speed [km/h]	66.1	66.2	63.6	62.7	61.8	60.9
Avg. Dist. to Rail [m]	3.9	0.5	1.4	1.8	1.7	0.4
Avg. Stride Freq. [Hz]	2.4	2.4	2.4	2.4	2.4	2.3
Avg. Stride Length [m]	6.1	7.4	7.3	7.2	7.1	6.9



- [] Ranking at each section and finish
- .-.- No data available at this section
- NA No data available



Horse/Jockey Name	Appellant
Final Rank	4
Fastest Section Time (Section)	0:11.02 (1000m)
Top Speed [km/h] (Section)	67.4 (1000m)
Race State	Finished



Ipswich QLD Professional

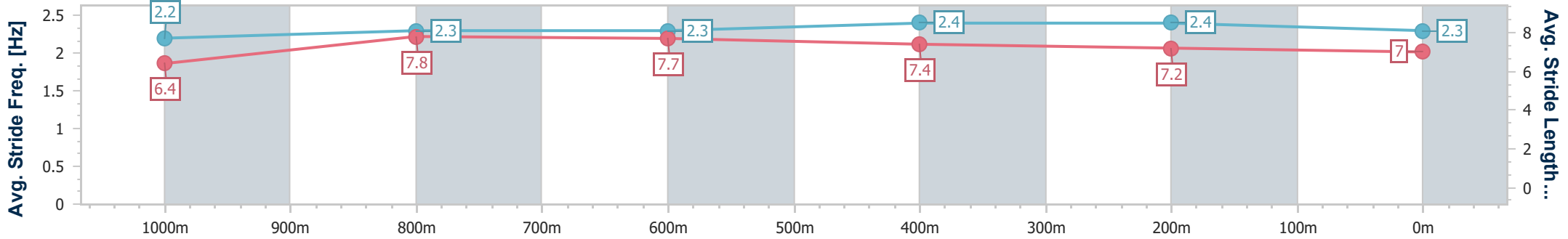
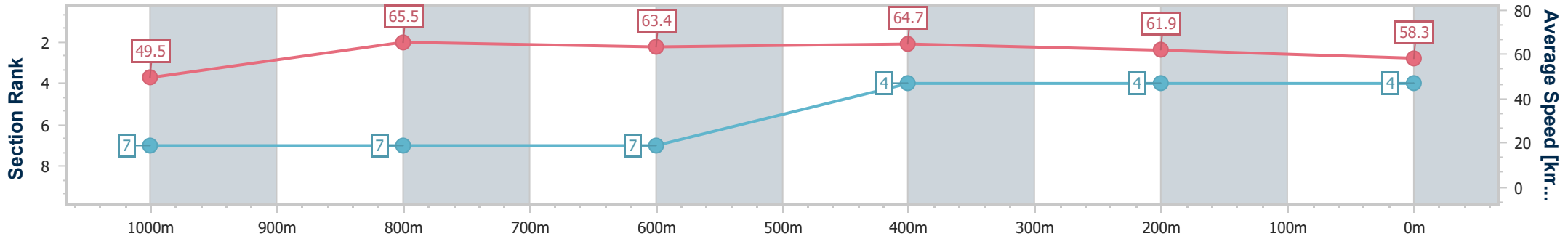
Race 2: RIVER 94.9FM QTIS Two-Year-Old Handicap - 1200m

11 July 2024 - 12:27



Track Rating: Soft 5, Weather: Overcast, Rail Position: +6m Entire

Section	Overall	1000m	800m	600m	400m	200m
Section Times	1:12.14 [4] (0:14.52)	0:57.62 [7] (0:11.02)	0:46.60 [7] (0:11.39)	0:35.21 [7] (0:11.15)	0:24.06 [4] (0:11.73)	0:12.33 [4] (0:12.33)
Average Speed [km/h]	49.5	65.5	63.4	64.7	61.9	58.3
Top Speed [km/h]	67.0	67.4	64.5	65.9	62.7	60.6
Avg. Dist. to Rail [m]	4.1	1.3	0.3	1.3	2.7	3.8
Avg. Stride Freq. [Hz]	2.2	2.3	2.3	2.4	2.4	2.3
Avg. Stride Length [m]	6.4	7.8	7.7	7.4	7.2	7.0



- [] Ranking at each section and finish
- .-.- No data available at this section
- NA No data available



Horse/Jockey Name	Pride Of Savabella
Final Rank	5
Fastest Section Time (Section)	0:11.14 (1000m)
Top Speed [km/h] (Section)	66.5 (Overall)
Race State	Finished



Ipswich QLD Professional

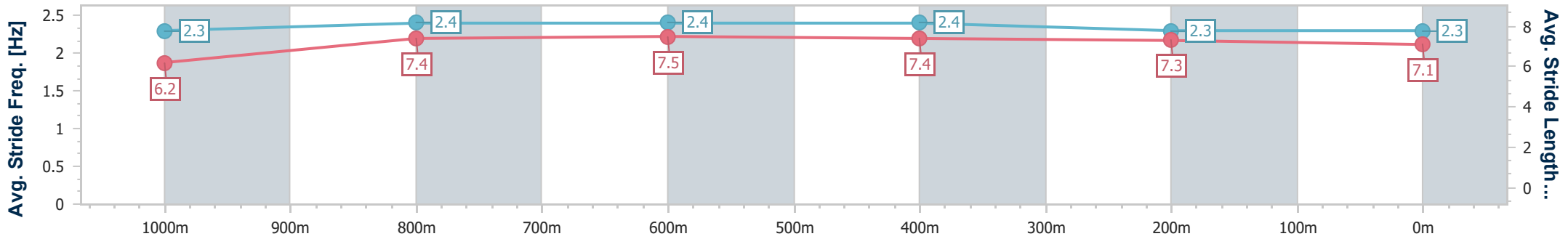
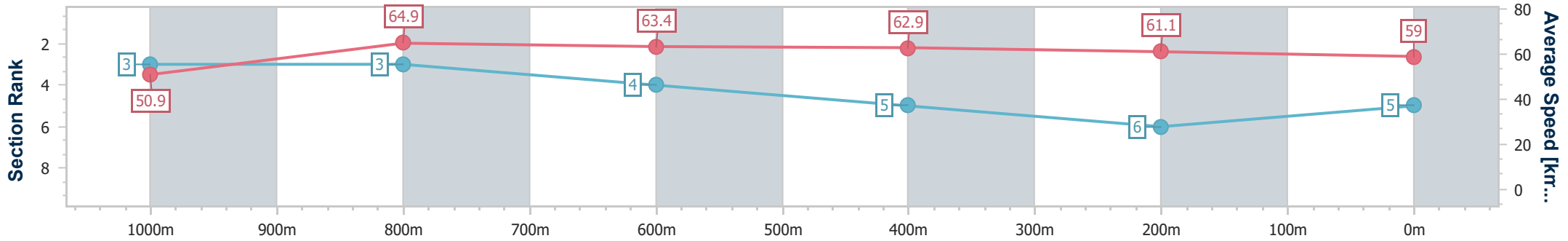
Race 2: RIVER 94.9FM QTIS Two-Year-Old Handicap - 1200m

11 July 2024 - 12:27



Track Rating: Soft 5, Weather: Overcast, Rail Position: +6m Entire

Section	Overall	1000m	800m	600m	400m	200m
Section Times	1:12.21 [5] (0:14.19)	0:58.02 [3] (0:11.14)	0:46.88 [3] (0:11.40)	0:35.48 [4] (0:11.47)	0:24.01 [5] (0:11.81)	0:12.20 [6] (0:12.20)
Average Speed [km/h]	50.9	64.9	63.4	62.9	61.1	59.0
Top Speed [km/h]	66.5	66.2	64.3	64.3	63.5	59.6
Avg. Dist. to Rail [m]	5.6	2.4	0.7	0.6	1.6	4.3
Avg. Stride Freq. [Hz]	2.3	2.4	2.4	2.4	2.3	2.3
Avg. Stride Length [m]	6.2	7.4	7.5	7.4	7.3	7.1



- [] Ranking at each section and finish
- .-.- No data available at this section
- NA No data available



Horse/Jockey Name	Snowy Finn
Final Rank	6
Fastest Section Time (Section)	0:11.11 (1000m)
Top Speed [km/h] (Section)	67.3 (800m)
Race State	Finished



Ipswich QLD Professional

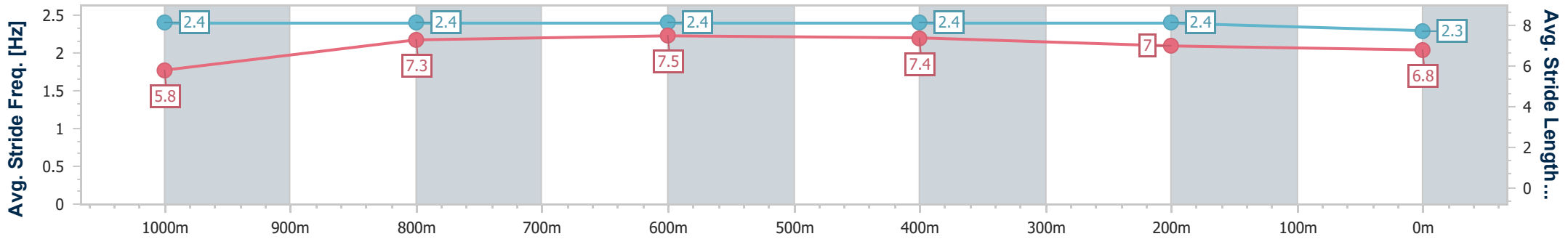
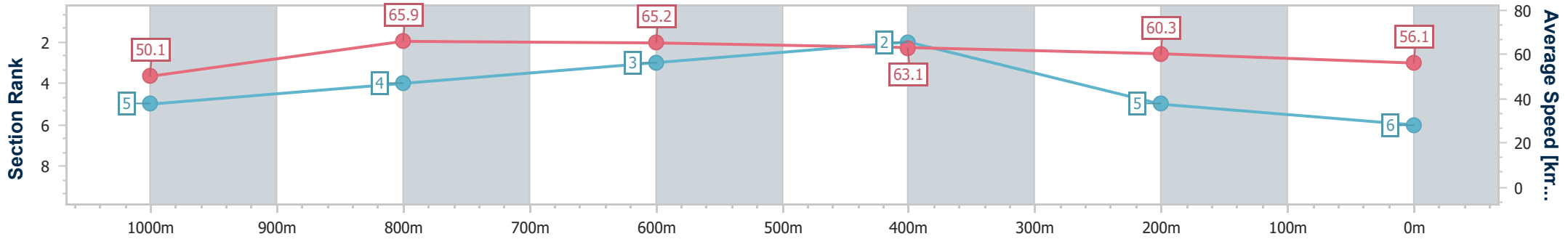
Race 2: RIVER 94.9FM QTIS Two-Year-Old Handicap - 1200m

11 July 2024 - 12:27



Track Rating: Soft 5, Weather: Overcast, Rail Position: +6m Entire

Section	Overall	1000m	800m	600m	400m	200m
Section Times	1:12.73 [6] (0:14.19)	0:58.54 [5] (0:11.11)	0:47.43 [4] (0:11.21)	0:36.16 [3] (0:11.42)	0:24.74 [2] (0:11.75)	0:12.87 [5] (0:12.87)
Average Speed [km/h]	50.1	65.9	65.2	63.1	60.3	56.1
Top Speed [km/h]	66.6	67.0	67.3	64.4	61.6	58.9
Avg. Dist. to Rail [m]	11.2	4.4	0.6	0.7	1.3	2.3
Avg. Stride Freq. [Hz]	2.4	2.4	2.4	2.4	2.4	2.3
Avg. Stride Length [m]	5.8	7.3	7.5	7.4	7.0	6.8



- [] Ranking at each section and finish
- .-.- No data available at this section
- NA No data available



Horse/Jockey Name	Sammy Conquers All
Final Rank	7
Fastest Section Time (Section)	0:11.11 (1000m)
Top Speed [km/h] (Section)	66.8 (1000m)
Race State	Finished



Ipswich QLD Professional

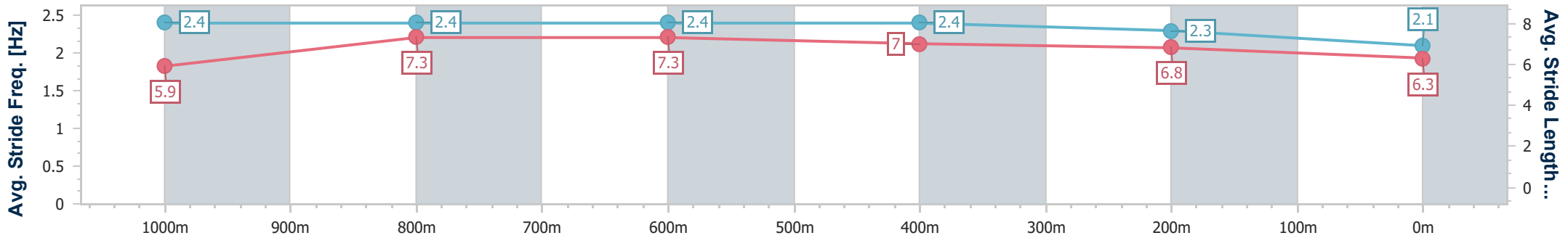
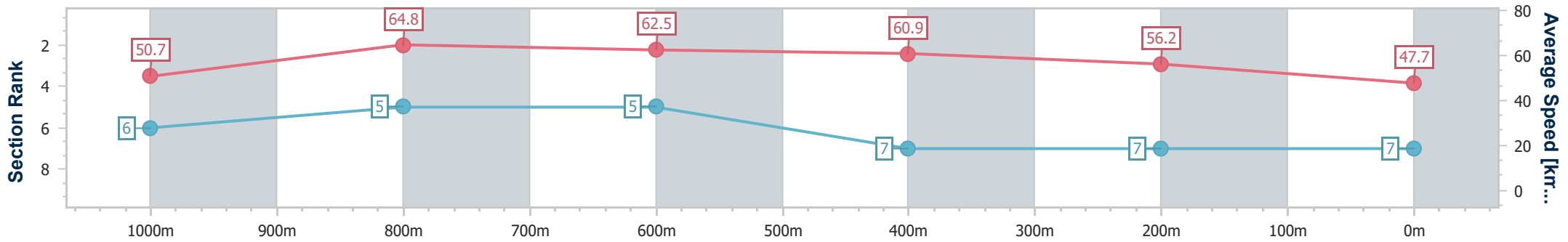
Race 2: RIVER 94.9FM QTIS Two-Year-Old Handicap - 1200m

11 July 2024 - 12:27



Track Rating: Soft 5, Weather: Overcast, Rail Position: +6m Entire

Section	Overall	1000m	800m	600m	400m	200m
Section Times	1:16.37 [7] (0:14.23)	1:02.14 [6] (0:11.11)	0:51.03 [5] (0:11.44)	0:39.59 [5] (0:11.76)	0:27.83 [7] (0:12.77)	0:15.06 [7] (0:15.06)
Average Speed [km/h]	50.7	64.8	62.5	60.9	56.2	47.7
Top Speed [km/h]	66.8	66.8	63.1	63.4	57.7	53.6
Avg. Dist. to Rail [m]	1.9	0.5	1.4	1.8	0.9	0.3
Avg. Stride Freq. [Hz]	2.4	2.4	2.4	2.4	2.3	2.1
Avg. Stride Length [m]	5.9	7.3	7.3	7.0	6.8	6.3



- [] Ranking at each section and finish
- .-.- No data available at this section
- NA No data available