



**Ipswich QLD Professional**  
**Race 1: IPSWICH EVENTS AND ENTERTAINMENT CENTRE QTIS Two-  
 Year-Old Maiden Plate - 800m**  
 11 July 2024 - 11:53



Track Rating: Soft 5, Weather: Overcast, Rail Position: +6m Entire

Section										Last 600m		
Field Times		Overall	600m	400m	200m							
		0:46.11 (0:13.41)	0:32.70 (0:10.24)	0:22.46 (0:11.01)	0:11.45 (0:11.45)						0:32.70	
Rank	TAB	Horse/Jockey	Barrier	Top Speed [km/h]	Fastest Section					Margin	Distance Travelled [m]	
1	6	<b>MOULIN MISS</b> Angela Jones	6	72.7 600m	0:10.38 600m	0:46.11 [1] (0:13.50)	0:32.61 [3] (0:10.38)	0:22.23 [3] (0:10.88)	0:11.35 [2] (0:11.35)	0:46.11	0:32.61	
2	2	<b>INAZUMA BOY</b> Les Tilley	9	71.4 600m	0:10.24 600m	0:46.40 [2] (0:13.41)	0:32.99 [1] (0:10.24)	0:22.75 [1] (0:11.01)	0:11.74 [1] (0:11.74)	1.68L	0:32.99	+0
3	1	<b>HERBIE TOWN</b> Georgina Cartwright	5	71.7 600m	0:10.27 600m	0:46.45 [3] (0:13.98)	0:32.47 [8] (0:10.27)	0:22.20 [7] (0:10.80)	0:11.40 [5] (0:11.40)	2L	0:32.47	+1
3	5	<b>MISHANI DEVINE</b> Samantha Collett	7	70.3 600m	0:10.37 600m	0:46.45 [3] (0:13.49)	0:32.96 [2] (0:10.37)	0:22.59 [2] (0:10.95)	0:11.64 [3] (0:11.64)	1.97L	0:32.96	+3
5	9	<b>TOSSIT</b> Olivia Webb	1	71.8 600m	0:10.25 600m	0:46.52 [5] (0:13.63)	0:32.89 [4] (0:10.25)	0:22.64 [4] (0:11.00)	0:11.64 [4] (0:11.64)	2.42L	0:32.89	-4
6	3	<b>SOWILO SIREN</b> Danny Peisley	4	70.6 600m	0:10.38 600m	0:46.87 [6] (0:13.74)	0:33.13 [6] (0:10.38)	0:22.75 [5] (0:11.10)	0:11.65 [6] (0:11.65)	4.47L	0:33.13	+0
7	8	<b>SKI BY</b> Melea Castle	3	70.2 600m	0:10.54 600m	0:47.03 [7] (0:13.70)	0:33.33 [5] (0:10.54)	0:22.79 [6] (0:11.15)	0:11.64 [7] (0:11.64)	5.41L	0:33.33	+0
8	7	<b>NEVA BREEZE</b> Cody Collis	8	69.1 600m	0:10.68 600m	0:47.34 [8] (0:13.76)	0:33.58 [7] (0:10.68)	0:22.90 [8] (0:11.13)	0:11.77 [8] (0:11.77)	7.22L	0:33.58	+2

Scratched: Croatian Queen (#4)

[ ] Ranking at each section and finish  
 -:-:- No data available at this section  
 NA No data available

SCN Saddle cloth number  
 DNF Did not finish  
 DNT Did not track



Horse/Jockey Name	Moulin Miss
Final Rank	1
Fastest Section Time (Section)	0:10.38 (600m)
Top Speed [km/h] (Section)	72.7 (600m)
Race State	Finished

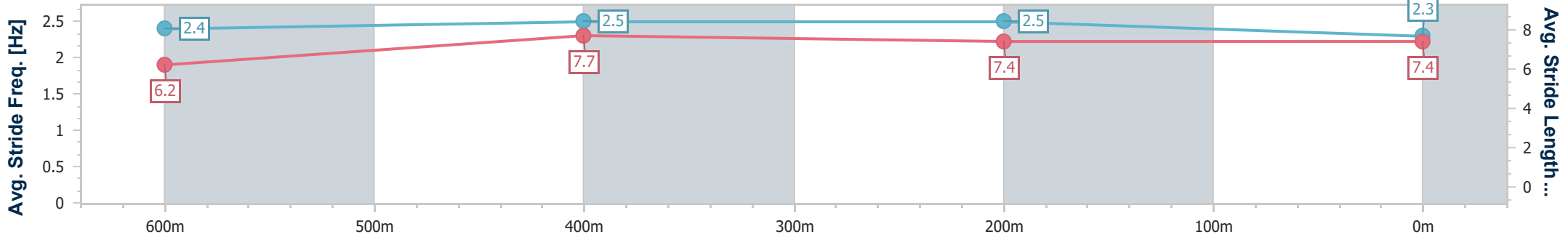
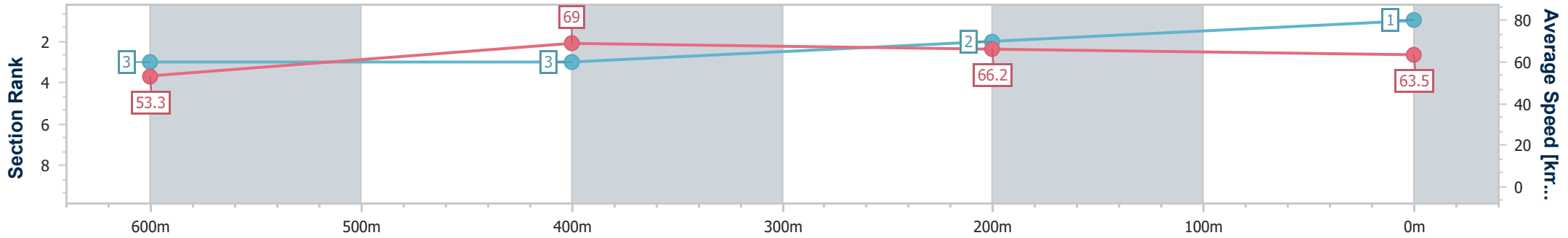


Ipswich QLD Professional  
 Race 1: IPSWICH EVENTS AND ENTERTAINMENT CENTRE  
 QTIS Two-Year-Old Maiden Plate - 800m  
 11 July 2024 - 11:53



Track Rating: Soft 5, Weather: Overcast, Rail Position: +6m Entire

Section	Overall	600m	400m	200m
Section Times	0:46.11 [1] (0:13.50)	0:32.61 [3] (0:10.38)	0:22.23 [3] (0:10.88)	0:11.35 [2] (0:11.35)
Average Speed [km/h]	53.3	69.0	66.2	63.5
Top Speed [km/h]	70.5	72.7	68.0	67.8
Avg. Dist. to Rail [m]	3.1	0.9	0.2	1.2
Avg. Stride Freq. [Hz]	2.4	2.5	2.5	2.3
Avg. Stride Length [m]	6.2	7.7	7.4	7.4



- [ ] Ranking at each section and finish
- .-.- No data available at this section
- NA No data available



Horse/Jockey Name	Inazuma Boy
Final Rank	2
Fastest Section Time (Section)	0:10.24 (600m)
Top Speed [km/h] (Section)	71.4 (600m)
Race State	Finished



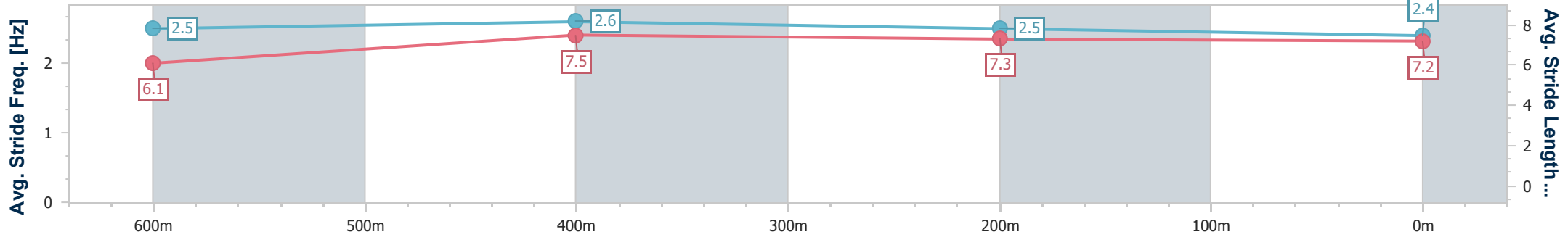
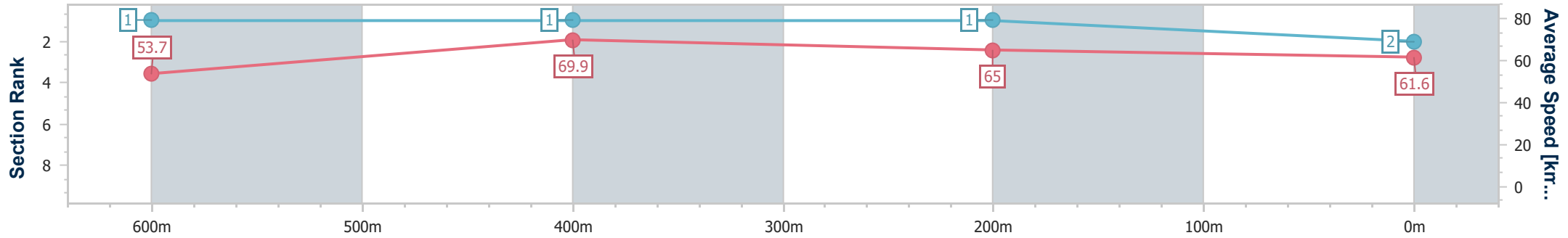
Ipswich QLD Professional  
 Race 1: IPSWICH EVENTS AND ENTERTAINMENT CENTRE  
 QTIS Two-Year-Old Maiden Plate - 800m



11 July 2024 - 11:53

Track Rating: Soft 5, Weather: Overcast, Rail Position: +6m Entire

Section	Overall	600m	400m	200m
Section Times	0:46.40 [2] (0:13.41)	0:32.99 [1] (0:10.24)	0:22.75 [1] (0:11.01)	0:11.74 [1] (0:11.74)
Average Speed [km/h]	53.7	69.9	65.0	61.6
Top Speed [km/h]	71.3	71.4	66.6	63.8
Avg. Dist. to Rail [m]	5.8	1.6	1.3	1.0
Avg. Stride Freq. [Hz]	2.5	2.6	2.5	2.4
Avg. Stride Length [m]	6.1	7.5	7.3	7.2



- [ ] Ranking at each section and finish
- .-.- No data available at this section
- NA No data available



Horse/Jockey Name	Herbie Town
Final Rank	3
Fastest Section Time (Section)	0:10.27 (600m)
Top Speed [km/h] (Section)	71.7 (600m)
Race State	Finished

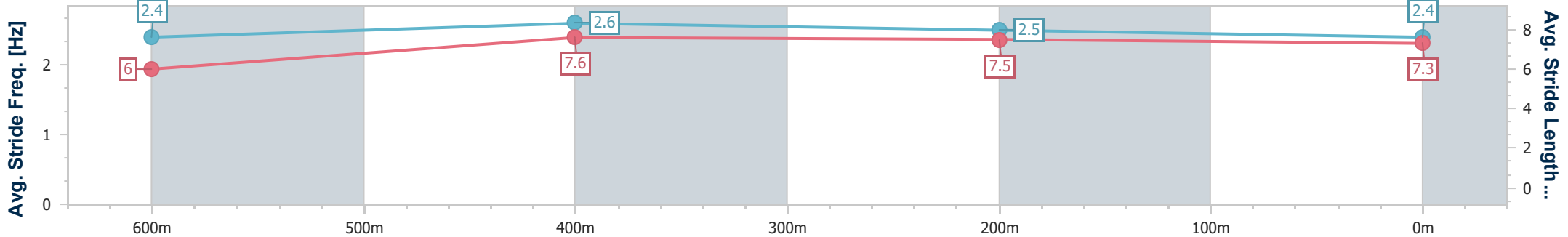
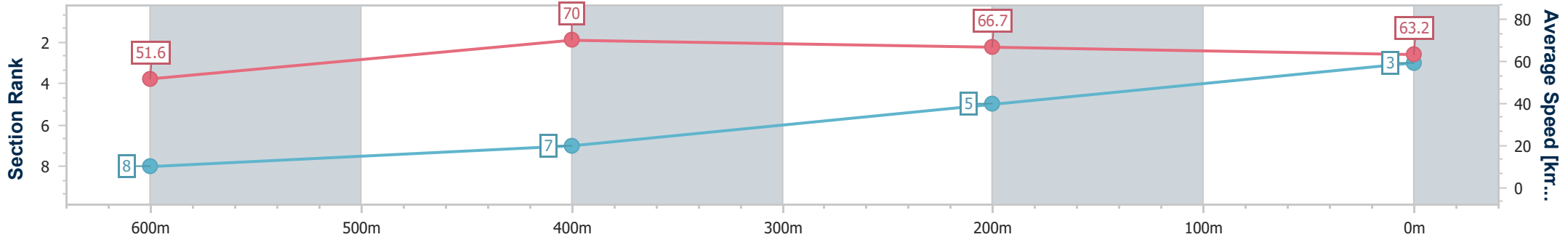


Ipswich QLD Professional  
 Race 1: IPSWICH EVENTS AND ENTERTAINMENT CENTRE  
 QTIS Two-Year-Old Maiden Plate - 800m  
 11 July 2024 - 11:53



Track Rating: Soft 5, Weather: Overcast, Rail Position: +6m Entire

Section	Overall	600m	400m	200m
Section Times	0:46.45 [3] (0:13.98)	0:32.47 [8] (0:10.27)	0:22.20 [7] (0:10.80)	0:11.40 [5] (0:11.40)
Average Speed [km/h]	51.6	70.0	66.7	63.2
Top Speed [km/h]	70.9	71.7	68.2	66.2
Avg. Dist. to Rail [m]	1.4	0.5	1.0	2.4
Avg. Stride Freq. [Hz]	2.4	2.6	2.5	2.4
Avg. Stride Length [m]	6.0	7.6	7.5	7.3



- [ ] Ranking at each section and finish
- .-.- No data available at this section
- NA No data available





Horse/Jockey Name	Mishani Devine
Final Rank	3
Fastest Section Time (Section)	0:10.37 (600m)
Top Speed [km/h] (Section)	70.3 (600m)
Race State	Finished

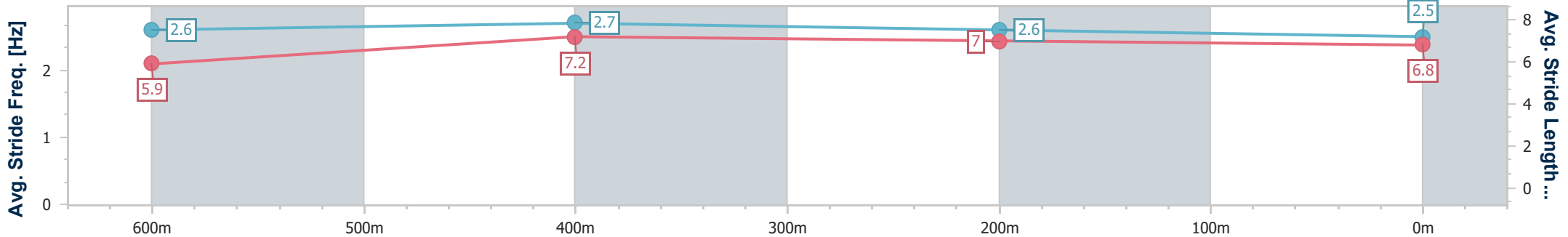
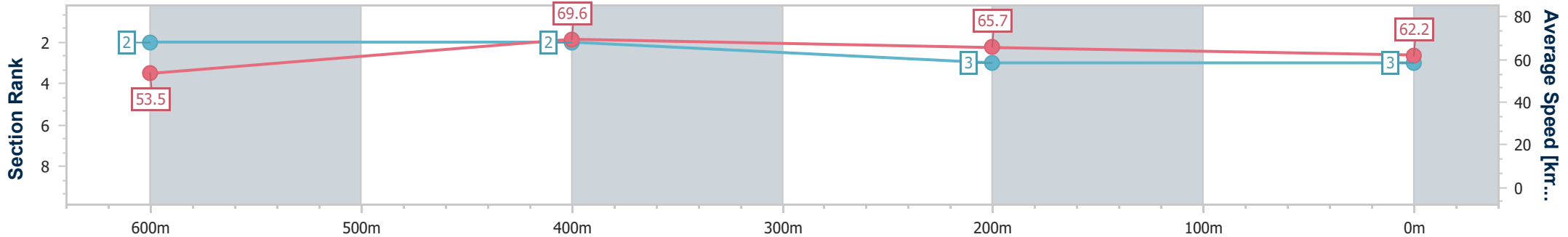


Ipswich QLD Professional  
 Race 1: IPSWICH EVENTS AND ENTERTAINMENT CENTRE  
 QTIS Two-Year-Old Maiden Plate - 800m  
 11 July 2024 - 11:53



Track Rating: Soft 5, Weather: Overcast, Rail Position: +6m Entire

Section	Overall	600m	400m	200m
Section Times	0:46.45 [3] (0:13.49)	0:32.96 [2] (0:10.37)	0:22.59 [2] (0:10.95)	0:11.64 [3] (0:11.64)
Average Speed [km/h]	53.5	69.6	65.7	62.2
Top Speed [km/h]	69.9	70.3	66.9	64.5
Avg. Dist. to Rail [m]	3.9	0.9	1.5	4.1
Avg. Stride Freq. [Hz]	2.6	2.7	2.6	2.5
Avg. Stride Length [m]	5.9	7.2	7.0	6.8



- [ ] Ranking at each section and finish
- .-.- No data available at this section
- NA No data available



Horse/Jockey Name	Tossit
Final Rank	5
Fastest Section Time (Section)	0:10.25 (600m)
Top Speed [km/h] (Section)	71.8 (600m)
Race State	Finished



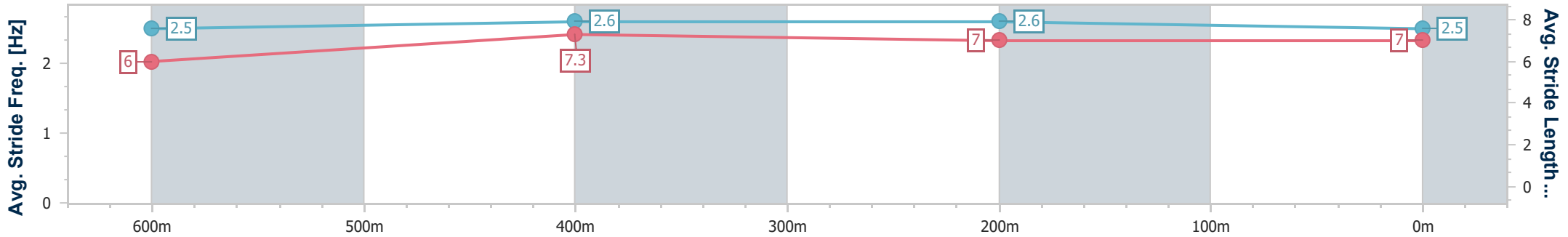
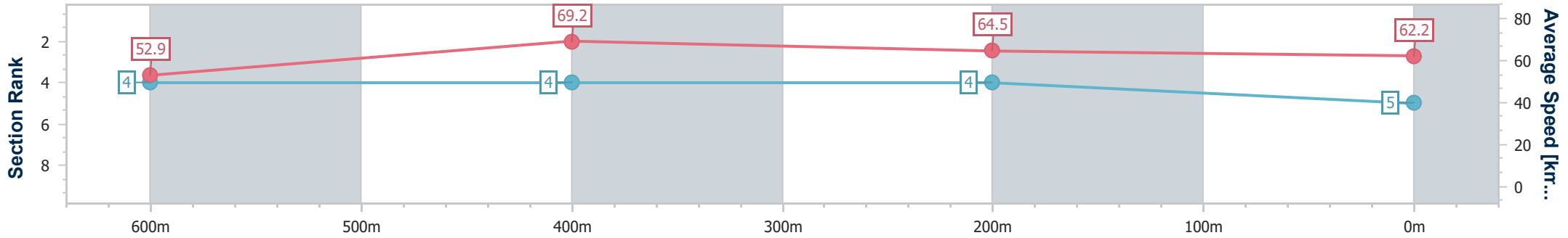
Ipswich QLD Professional  
 Race 1: IPSWICH EVENTS AND ENTERTAINMENT CENTRE  
 QTIS Two-Year-Old Maiden Plate - 800m



11 July 2024 - 11:53

Track Rating: Soft 5, Weather: Overcast, Rail Position: +6m Entire

Section	Overall	600m	400m	200m
Section Times	0:46.52 [5] (0:13.63)	0:32.89 [4] (0:10.25)	0:22.64 [4] (0:11.00)	0:11.64 [4] (0:11.64)
Average Speed [km/h]	52.9	69.2	64.5	62.2
Top Speed [km/h]	71.2	71.8	66.3	64.5
Avg. Dist. to Rail [m]	2.1	3.0	3.5	2.0
Avg. Stride Freq. [Hz]	2.5	2.6	2.6	2.5
Avg. Stride Length [m]	6.0	7.3	7.0	7.0



- [ ] Ranking at each section and finish
- .-.- No data available at this section
- NA No data available



Horse/Jockey Name	Sowilo Siren
Final Rank	6
Fastest Section Time (Section)	0:10.38 (600m)
Top Speed [km/h] (Section)	70.6 (600m)
Race State	Finished



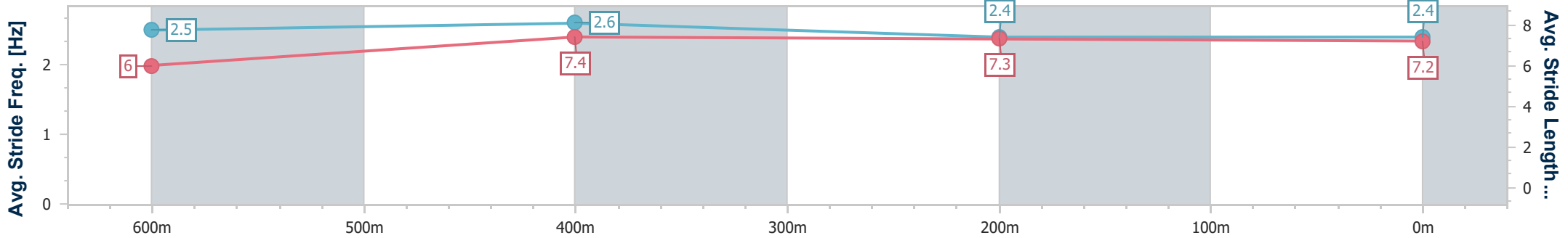
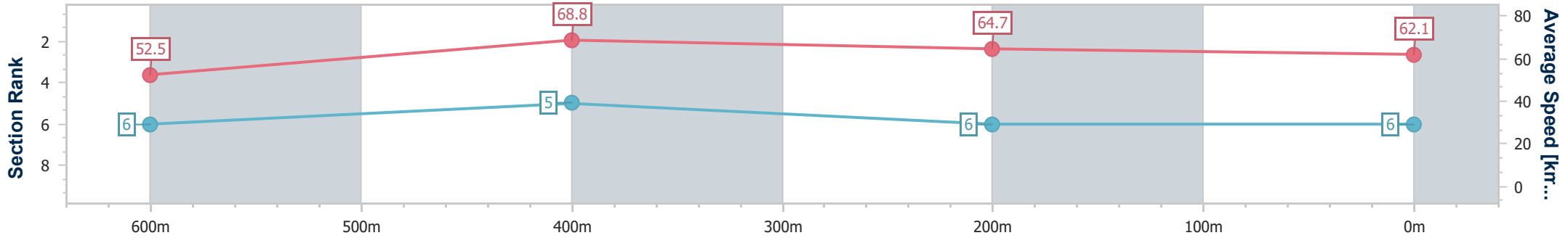
Ipswich QLD Professional  
 Race 1: IPSWICH EVENTS AND ENTERTAINMENT CENTRE  
 QTIS Two-Year-Old Maiden Plate - 800m



11 July 2024 - 11:53

Track Rating: Soft 5, Weather: Overcast, Rail Position: +6m Entire

Section	Overall	600m	400m	200m
Section Times	0:46.87 [6] (0:13.74)	0:33.13 [6] (0:10.38)	0:22.75 [5] (0:11.10)	0:11.65 [6] (0:11.65)
Average Speed [km/h]	52.5	68.8	64.7	62.1
Top Speed [km/h]	70.2	70.6	67.0	64.6
Avg. Dist. to Rail [m]	1.1	0.9	0.7	0.5
Avg. Stride Freq. [Hz]	2.5	2.6	2.4	2.4
Avg. Stride Length [m]	6.0	7.4	7.3	7.2



- [ ] Ranking at each section and finish
- .-.- No data available at this section
- NA No data available



Horse/Jockey Name	Ski By
Final Rank	7
Fastest Section Time (Section)	0:10.54 (600m)
Top Speed [km/h] (Section)	70.2 (600m)
Race State	Finished



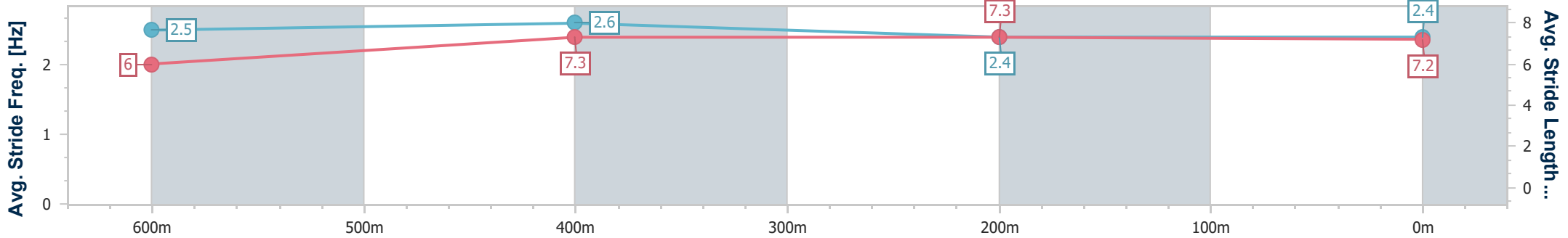
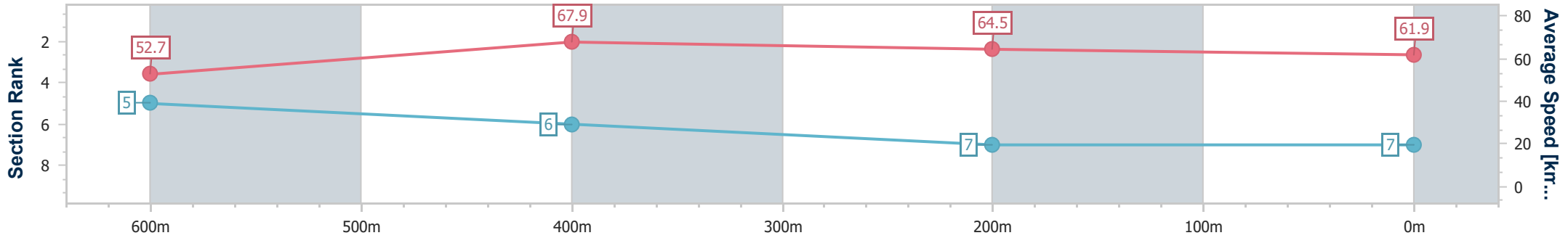
Ipswich QLD Professional  
 Race 1: IPSWICH EVENTS AND ENTERTAINMENT CENTRE  
 QTIS Two-Year-Old Maiden Plate - 800m



11 July 2024 - 11:53

Track Rating: Soft 5, Weather: Overcast, Rail Position: +6m Entire

Section	Overall	600m	400m	200m
Section Times	0:47.03 [7] (0:13.70)	0:33.33 [5] (0:10.54)	0:22.79 [6] (0:11.15)	0:11.64 [7] (0:11.64)
Average Speed [km/h]	52.7	67.9	64.5	61.9
Top Speed [km/h]	69.1	70.2	65.3	64.7
Avg. Dist. to Rail [m]	1.9	0.5	1.0	0.5
Avg. Stride Freq. [Hz]	2.5	2.6	2.4	2.4
Avg. Stride Length [m]	6.0	7.3	7.3	7.2



- [ ] Ranking at each section and finish
- .-.- No data available at this section
- NA No data available



Horse/Jockey Name	Neva Breeze
Final Rank	8
Fastest Section Time (Section)	0:10.68 (600m)
Top Speed [km/h] (Section)	69.1 (600m)
Race State	Finished

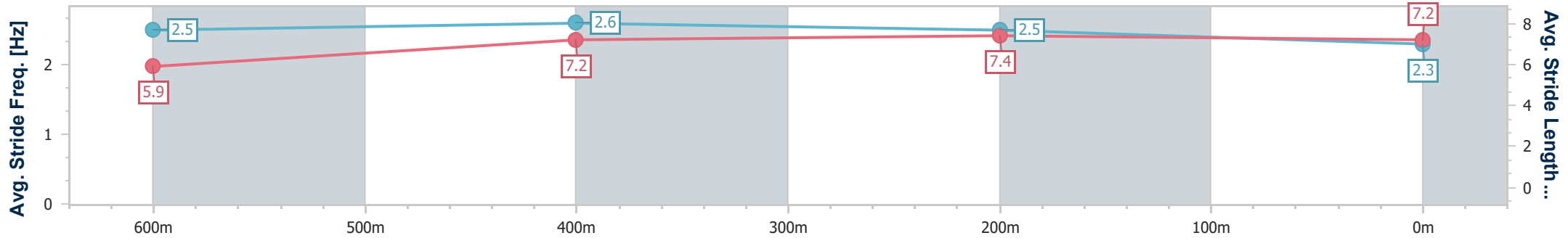
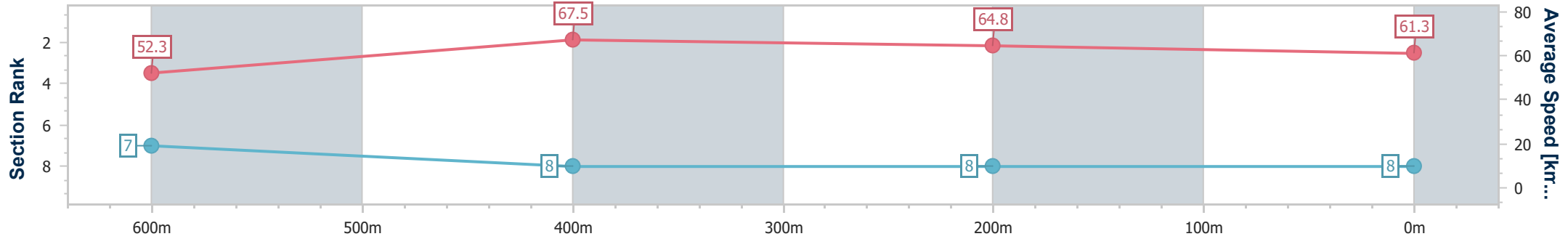


Ipswich QLD Professional  
 Race 1: IPSWICH EVENTS AND ENTERTAINMENT CENTRE  
 QTIS Two-Year-Old Maiden Plate - 800m  
 11 July 2024 - 11:53



Track Rating: Soft 5, Weather: Overcast, Rail Position: +6m Entire

Section	Overall	600m	400m	200m
Section Times	0:47.34 [8] (0:13.76)	0:33.58 [7] (0:10.68)	0:22.90 [8] (0:11.13)	0:11.77 [8] (0:11.77)
Average Speed [km/h]	52.3	67.5	64.8	61.3
Top Speed [km/h]	68.9	69.1	66.0	63.7
Avg. Dist. to Rail [m]	5.8	1.9	1.1	3.3
Avg. Stride Freq. [Hz]	2.5	2.6	2.5	2.3
Avg. Stride Length [m]	5.9	7.2	7.4	7.2



- [ ] Ranking at each section and finish
- .-.- No data available at this section
- NA No data available

Track Rating: Soft 5, Weather: Overcast, Rail Position: +6m Entire

Section		Overall										Last 600m	
Field Times		1:11.80										0:35.37	
		(0:14.02)										(0:11.02)	
		(0:11.39)										(0:11.55)	
		(0:23.82)										(0:11.67)	
		(0:12.15)										(0:12.15)	
Rank	TAB	Horse/Jockey	Barrier	Top Speed [km/h]	Fastest Section	Overall	1000m	800m	600m	400m	200m	Margin	Distance Travelled [m]
1	1	<b>SUJEED</b> Michael Cahill	4	66.7	0:11.04	1:11.80 [1]	0:57.76 [2]	0:46.72 [2]	0:35.30 [2]	0:23.72 [3]	0:12.13 [2]	1:11.80	0:35.30
2	9	<b>UMABETT</b> Kyle Wilson-Taylor	2	66.1	0:11.17	1:11.90 [2]	0:57.68 [4]	0:46.51 [6]	0:35.12 [6]	0:23.67 [6]	0:12.12 [3]	0.62L	0:35.12 -1
3	3	<b>MISHANI STORM</b> Dylan Bennett	3	66.2	0:11.02	1:12.08 [3]	0:58.06 [1]	0:47.04 [1]	0:35.65 [1]	0:24.10 [1]	0:12.43 [1]	1.65L	0:35.65 -4
4	4	<b>APPELLANT</b> Samantha Collett	6	67.4	0:11.02	1:12.14 [4]	0:57.62 [7]	0:46.60 [7]	0:35.21 [7]	0:24.06 [4]	0:12.33 [4]	1.98L	0:35.21 +2
5	7	<b>PRIDE OF SAVABELLA</b> Robbie Dolan	7	66.5	0:11.14	1:12.21 [5]	0:58.02 [3]	0:46.88 [3]	0:35.48 [4]	0:24.01 [5]	0:12.20 [6]	2.42L	0:35.48 +3
6	2	<b>SNOWY FINN</b> Danny Peisley	8	67.3	0:11.11	1:12.73 [6]	0:58.54 [5]	0:47.43 [4]	0:36.16 [3]	0:24.74 [2]	0:12.87 [5]	5.46L	0:36.04 +2
7	5	<b>SAMMY CONQUERS ALL</b> Taylor Marshall	1	66.8	0:11.11	1:16.37 [7]	1:02.14 [6]	0:51.03 [5]	0:39.59 [5]	0:27.83 [7]	0:15.06 [7]	26.87L	0:39.59 -3

Scratched: Kool Bruce (#6), Data Scramble (#8)



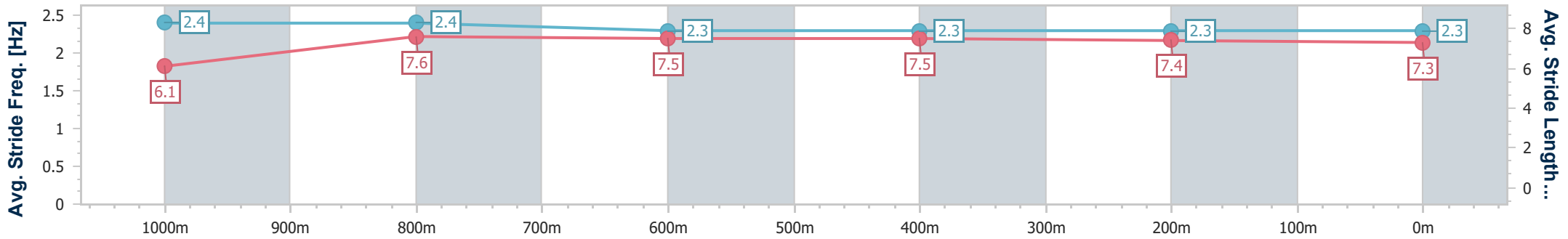
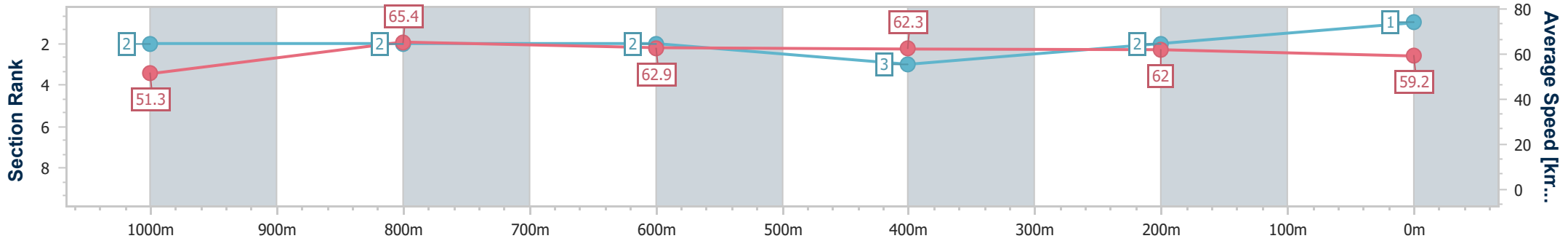
Horse/Jockey Name	Sujeed
Final Rank	1
Fastest Section Time (Section)	0:11.04 (1000m)
Top Speed [km/h] (Section)	66.7 (1000m)
Race State	Finished



Ipswich QLD Professional  
 Race 2: RIVER 94.9FM QTIS Two-Year-Old Handicap - 1200m  
 11 July 2024 - 12:27  
 Track Rating: Soft 5, Weather: Overcast, Rail Position: +6m Entire



Section	Overall	1000m	800m	600m	400m	200m
Section Times	1:11.80 [1] (0:14.04)	0:57.76 [2] (0:11.04)	0:46.72 [2] (0:11.42)	0:35.30 [2] (0:11.58)	0:23.72 [3] (0:11.59)	0:12.13 [2] (0:12.13)
Average Speed [km/h]	51.3	65.4	62.9	62.3	62.0	59.2
Top Speed [km/h]	66.7	66.7	63.9	62.8	62.6	61.4
Avg. Dist. to Rail [m]	5.6	1.5	0.2	0.4	0.9	1.4
Avg. Stride Freq. [Hz]	2.4	2.4	2.3	2.3	2.3	2.3
Avg. Stride Length [m]	6.1	7.6	7.5	7.5	7.4	7.3



- [ ] Ranking at each section and finish
- .-.- No data available at this section
- NA No data available



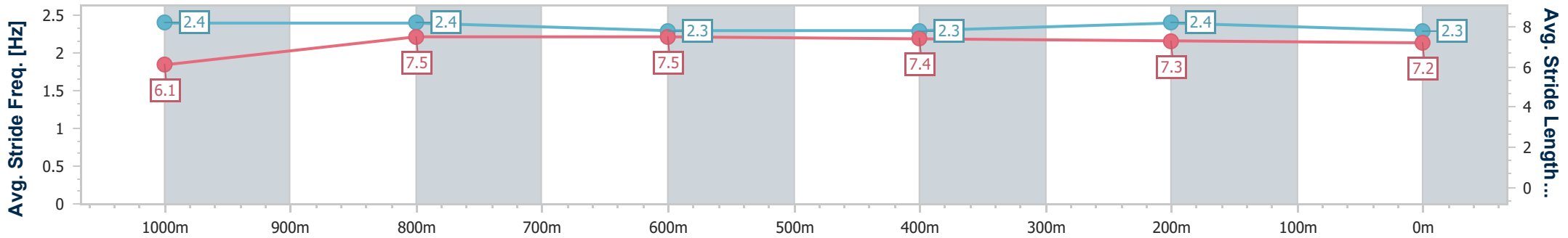
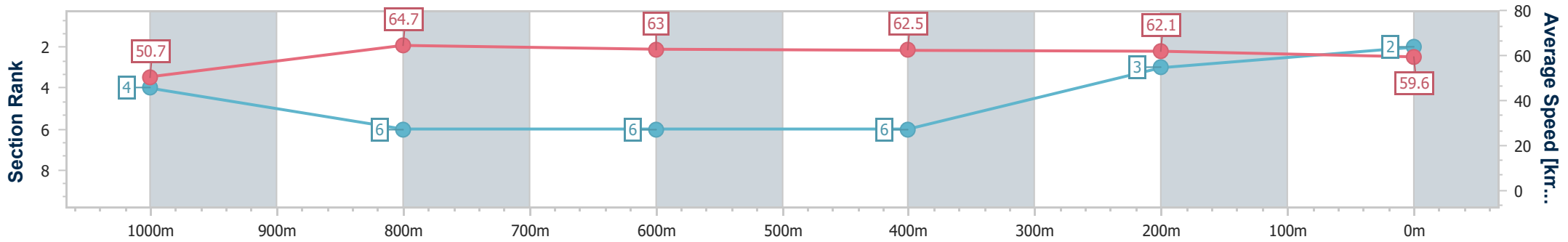
Horse/Jockey Name	Umabett
Final Rank	2
Fastest Section Time (Section)	0:11.17 (1000m)
Top Speed [km/h] (Section)	66.1 (1000m)
Race State	Finished



Ipswich QLD Professional  
 Race 2: RIVER 94.9FM QTIS Two-Year-Old Handicap - 1200m  
 11 July 2024 - 12:27  
 Track Rating: Soft 5, Weather: Overcast, Rail Position: +6m Entire



Section	Overall	1000m	800m	600m	400m	200m
Section Times	1:11.90 [2] (0:14.22)	0:57.68 [4] (0:11.17)	0:46.51 [6] (0:11.39)	0:35.12 [6] (0:11.45)	0:23.67 [6] (0:11.55)	0:12.12 [3]
Average Speed [km/h]	50.7	64.7	63.0	62.5	62.1	59.6
Top Speed [km/h]	66.0	66.1	63.4	63.6	62.6	61.4
Avg. Dist. to Rail [m]	3.6	1.8	0.5	1.0	1.2	2.3
Avg. Stride Freq. [Hz]	2.4	2.4	2.3	2.3	2.4	2.3
Avg. Stride Length [m]	6.1	7.5	7.5	7.4	7.3	7.2



- [ ] Ranking at each section and finish
- .-.- No data available at this section
- NA No data available





Horse/Jockey Name	Mishani Storm
Final Rank	3
Fastest Section Time (Section)	0:11.02 (1000m)
Top Speed [km/h] (Section)	66.2 (1000m)
Race State	Finished



### Ipswich QLD Professional

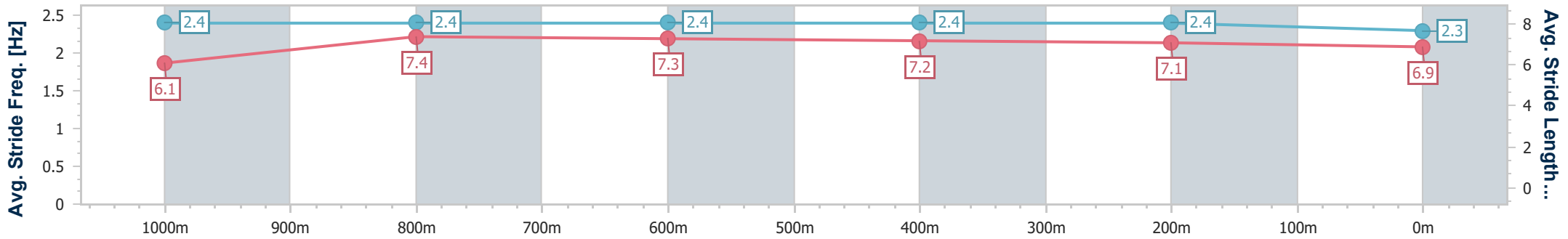
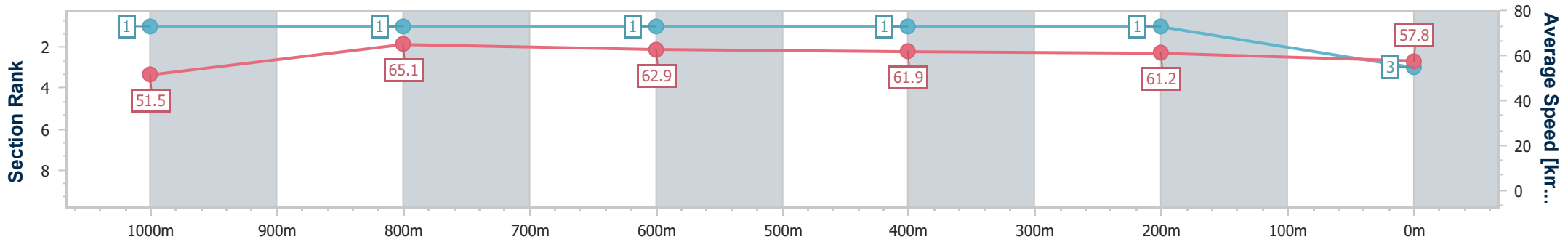
Race 2: RIVER 94.9FM QTIS Two-Year-Old Handicap - 1200m

11 July 2024 - 12:27



Track Rating: Soft 5, Weather: Overcast, Rail Position: +6m Entire

Section	Overall	1000m	800m	600m	400m	200m
Section Times	1:12.08 [3] (0:14.02)	0:58.06 [1] (0:11.02)	0:47.04 [1] (0:11.39)	0:35.65 [1] (0:11.55)	0:24.10 [1] (0:11.67)	0:12.43 [1] (0:12.43)
Average Speed [km/h]	51.5	65.1	62.9	61.9	61.2	57.8
Top Speed [km/h]	66.1	66.2	63.6	62.7	61.8	60.9
Avg. Dist. to Rail [m]	3.9	0.5	1.4	1.8	1.7	0.4
Avg. Stride Freq. [Hz]	2.4	2.4	2.4	2.4	2.4	2.3
Avg. Stride Length [m]	6.1	7.4	7.3	7.2	7.1	6.9



- [ ] Ranking at each section and finish
- .-.- No data available at this section
- NA No data available



Horse/Jockey Name	Appellant
Final Rank	4
Fastest Section Time (Section)	0:11.02 (1000m)
Top Speed [km/h] (Section)	67.4 (1000m)
Race State	Finished



### Ipswich QLD Professional

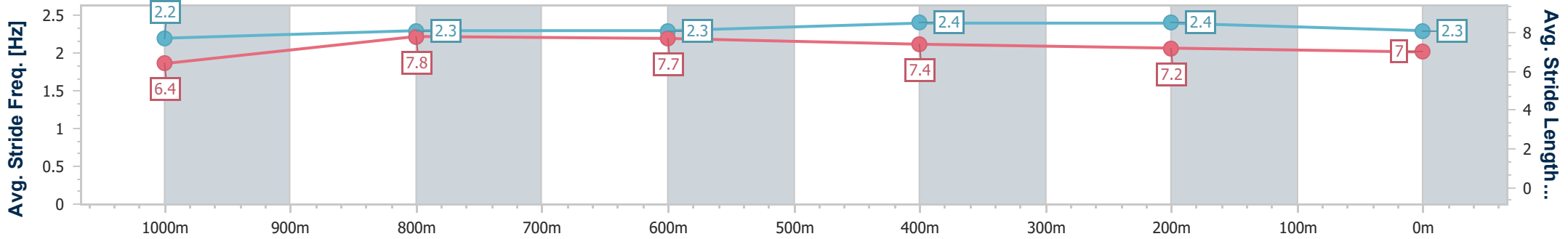
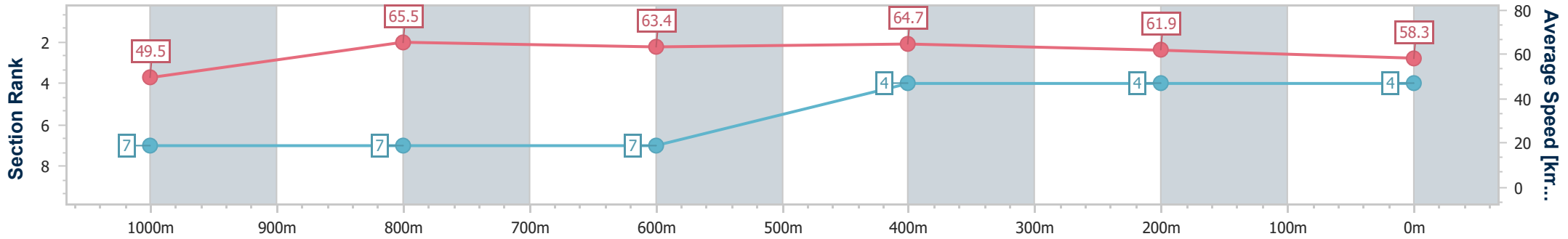
Race 2: RIVER 94.9FM QTIS Two-Year-Old Handicap - 1200m

11 July 2024 - 12:27



Track Rating: Soft 5, Weather: Overcast, Rail Position: +6m Entire

Section	Overall	1000m	800m	600m	400m	200m
Section Times	1:12.14 [4] (0:14.52)	0:57.62 [7] (0:11.02)	0:46.60 [7] (0:11.39)	0:35.21 [7] (0:11.15)	0:24.06 [4] (0:11.73)	0:12.33 [4] (0:12.33)
Average Speed [km/h]	49.5	65.5	63.4	64.7	61.9	58.3
Top Speed [km/h]	67.0	67.4	64.5	65.9	62.7	60.6
Avg. Dist. to Rail [m]	4.1	1.3	0.3	1.3	2.7	3.8
Avg. Stride Freq. [Hz]	2.2	2.3	2.3	2.4	2.4	2.3
Avg. Stride Length [m]	6.4	7.8	7.7	7.4	7.2	7.0



- [ ] Ranking at each section and finish
- .-.- No data available at this section
- NA No data available



Horse/Jockey Name	Pride Of Savabella
Final Rank	5
Fastest Section Time (Section)	0:11.14 (1000m)
Top Speed [km/h] (Section)	66.5 (Overall)
Race State	Finished



### Ipswich QLD Professional

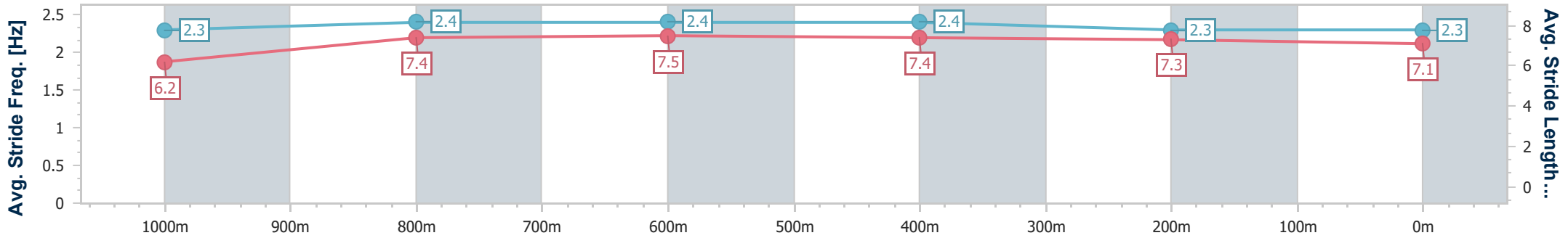
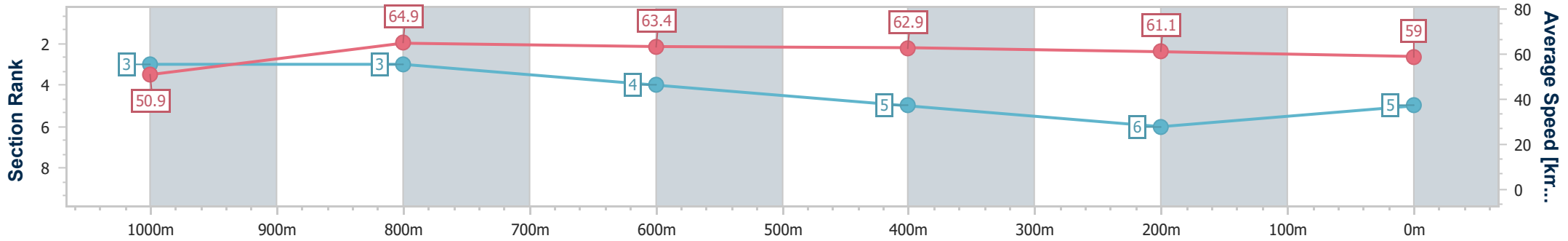
Race 2: RIVER 94.9FM QTIS Two-Year-Old Handicap - 1200m



11 July 2024 - 12:27

Track Rating: Soft 5, Weather: Overcast, Rail Position: +6m Entire

Section	Overall	1000m	800m	600m	400m	200m
Section Times	1:12.21 [5] (0:14.19)	0:58.02 [3] (0:11.14)	0:46.88 [3] (0:11.40)	0:35.48 [4] (0:11.47)	0:24.01 [5] (0:11.81)	0:12.20 [6] (0:12.20)
Average Speed [km/h]	50.9	64.9	63.4	62.9	61.1	59.0
Top Speed [km/h]	66.5	66.2	64.3	64.3	63.5	59.6
Avg. Dist. to Rail [m]	5.6	2.4	0.7	0.6	1.6	4.3
Avg. Stride Freq. [Hz]	2.3	2.4	2.4	2.4	2.3	2.3
Avg. Stride Length [m]	6.2	7.4	7.5	7.4	7.3	7.1



- [ ] Ranking at each section and finish
- .-.- No data available at this section
- NA No data available



Horse/Jockey Name	Snowy Finn
Final Rank	6
Fastest Section Time (Section)	0:11.11 (1000m)
Top Speed [km/h] (Section)	67.3 (800m)
Race State	Finished



### Ipswich QLD Professional

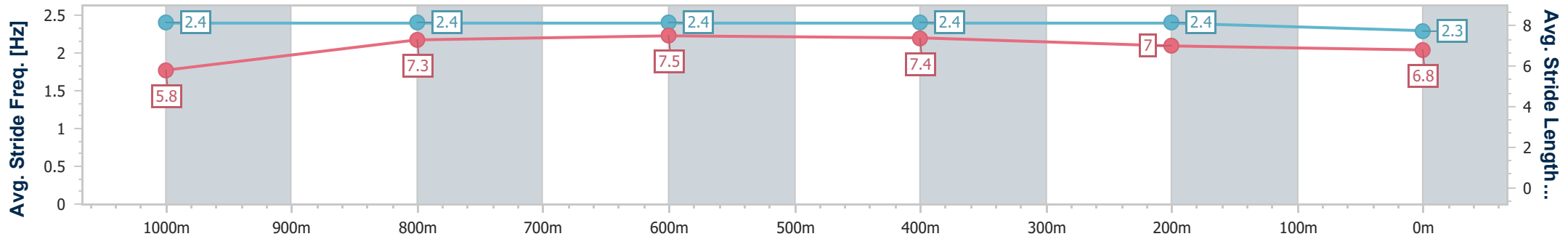
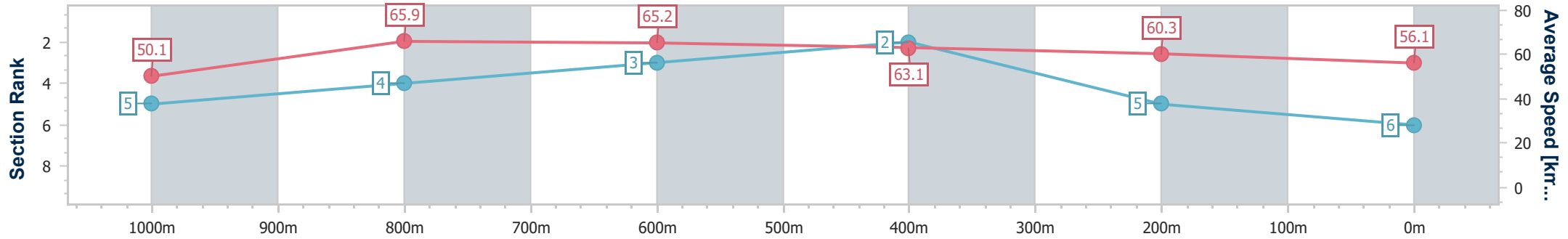
Race 2: RIVER 94.9FM QTIS Two-Year-Old Handicap - 1200m

11 July 2024 - 12:27



Track Rating: Soft 5, Weather: Overcast, Rail Position: +6m Entire

Section	Overall	1000m	800m	600m	400m	200m
Section Times	1:12.73 [6] (0:14.19)	0:58.54 [5] (0:11.11)	0:47.43 [4] (0:11.21)	0:36.16 [3] (0:11.42)	0:24.74 [2] (0:11.75)	0:12.87 [5] (0:12.87)
Average Speed [km/h]	50.1	65.9	65.2	63.1	60.3	56.1
Top Speed [km/h]	66.6	67.0	67.3	64.4	61.6	58.9
Avg. Dist. to Rail [m]	11.2	4.4	0.6	0.7	1.3	2.3
Avg. Stride Freq. [Hz]	2.4	2.4	2.4	2.4	2.4	2.3
Avg. Stride Length [m]	5.8	7.3	7.5	7.4	7.0	6.8



- [ ] Ranking at each section and finish
- .-.- No data available at this section
- NA No data available



Horse/Jockey Name	Sammy Conquers All
Final Rank	7
Fastest Section Time (Section)	0:11.11 (1000m)
Top Speed [km/h] (Section)	66.8 (1000m)
Race State	Finished



### Ipswich QLD Professional

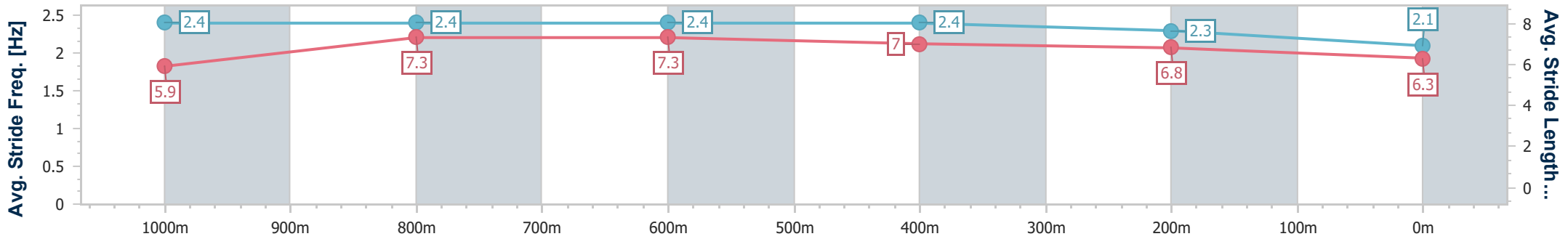
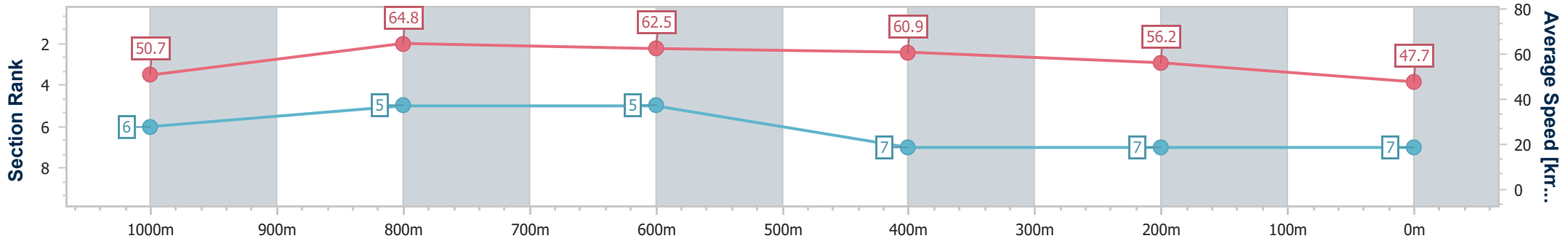
Race 2: RIVER 94.9FM QTIS Two-Year-Old Handicap - 1200m

11 July 2024 - 12:27



Track Rating: Soft 5, Weather: Overcast, Rail Position: +6m Entire

Section	Overall	1000m	800m	600m	400m	200m
Section Times	1:16.37 [7] (0:14.23)	1:02.14 [6] (0:11.11)	0:51.03 [5] (0:11.44)	0:39.59 [5] (0:11.76)	0:27.83 [7] (0:12.77)	0:15.06 [7] (0:15.06)
Average Speed [km/h]	50.7	64.8	62.5	60.9	56.2	47.7
Top Speed [km/h]	66.8	66.8	63.1	63.4	57.7	53.6
Avg. Dist. to Rail [m]	1.9	0.5	1.4	1.8	0.9	0.3
Avg. Stride Freq. [Hz]	2.4	2.4	2.4	2.4	2.3	2.1
Avg. Stride Length [m]	5.9	7.3	7.3	7.0	6.8	6.3



- [ ] Ranking at each section and finish
- .-.- No data available at this section
- NA No data available

Track Rating: Soft 5, Weather: Overcast, Rail Position: +6m Entire

Section												Last 600m				
Field Times		Overall	1200m	1000m	800m	600m	400m									
		1:21.73 (0:11.18)	1:10.55 (0:10.87)	0:59.68 (0:11.21)	0:48.47 (0:11.72)	0:36.75 (0:11.80)	0:24.95 (0:12.37)						0:36.75			
Rank	TAB	Horse/Jockey	Barrier	Top Speed [km/h]	Fastest Section											Distance Travelled [m]
1	2	<b>EXPLICABLE</b> Kyle Wilson-Taylor	1	66.1 1200m	0:11.00 1200m	1:21.73 [1] (0:11.44)	1:10.29 [5] (0:11.00)	0:59.29 [5] (0:11.24)	0:48.05 [5] (0:11.73)	0:36.32 [3] (0:11.78)	0:24.54 [2] (0:12.03)	0:36.32				
2	8	<b>JUNGLE LAW</b> Cejay Graham	7	67.2 1200m	0:10.99 1200m	1:21.74 [2] (0:11.27)	1:10.47 [3] (0:10.99)	0:59.48 [3] (0:11.41)	0:48.07 [4] (0:11.82)	0:36.25 [4] (0:11.81)	0:24.44 [3] (0:11.96)	0:36.25	+4			
3	3	<b>STEEL KING</b> Robbie Dolan	5	67.5 1200m	0:10.87 1200m	1:21.77 [3] (0:11.18)	1:10.59 [1] (0:10.87)	0:59.72 [1] (0:11.21)	0:48.51 [1] (0:11.72)	0:36.79 [1] (0:11.80)	0:24.99 [1] (0:12.37)	0:36.79	-1			
4	6	<b>BETATHANEVA</b> Jai Williams	6	66.6 1200m	0:11.08 1200m	1:21.96 [4] (0:11.46)	1:10.50 [6] (0:11.08)	0:59.42 [7] (0:11.31)	0:48.11 [6] (0:11.99)	0:36.12 [9] (0:12.20)	0:23.92 [11] (0:12.09)	0:36.12	+8			
5	13	<b>DUKE OF LANCASTER</b> Alisha Donald	4	66.9 1200m	0:10.93 1200m	1:22.11 [5] (0:11.80)	1:10.31 [11] (0:10.93)	0:59.38 [9] (0:11.26)	0:48.12 [8] (0:11.74)	0:36.38 [7] (0:11.78)	0:24.60 [4] (0:12.05)	0:36.38	+0			
6	7	<b>ISLE ORNSAY</b> Georgina Cartwright	11	65.7 1200m	0:11.22 1200m	1:22.24 [6] (0:11.62)	1:10.62 [8] (0:11.22)	0:59.40 [10] (0:11.53)	0:47.87 [11] (0:11.80)	0:36.07 [11] (0:11.85)	0:24.22 [10] (0:11.94)	0:36.07	+5			
7	10	<b>SHY REBEL</b> Michael Rodd	9	66.9 1200m	0:10.95 1200m	1:22.34 [7] (0:11.78)	1:10.56 [10] (0:10.95)	0:59.61 [8] (0:11.41)	0:48.20 [9] (0:11.80)	0:36.40 [10] (0:11.84)	0:24.56 [6] (0:11.94)	0:36.40	+3			
8	11	<b>TOUCHOFCLASS</b> Angela Jones	3	66.6 1200m	0:11.02 1200m	1:22.71 [8] (0:11.46)	1:11.25 [7] (0:11.02)	1:00.23 [6] (0:11.44)	0:48.79 [7] (0:11.86)	0:36.93 [8] (0:12.04)	0:24.89 [7] (0:12.27)	0:36.93	+6			
9	14	<b>THE HIPPIY</b> Olivia Webb	13	66.4 1200m	0:11.01 1200m	1:23.02 [9] (0:12.18)	1:10.84 [12] (0:11.01)	0:59.83 [12] (0:11.31)	0:48.52 [12] (0:11.70)	0:36.82 [12] (0:12.06)	0:24.76 [12] (0:12.30)	0:36.82	+0			
10	5	<b>VICTORY MELODY</b> Samantha Collett	14	65.1 1200m	0:11.29 1200m	1:23.64 [10] (0:11.68)	1:11.96 [9] (0:11.29)	1:00.67 [11] (0:11.31)	0:49.36 [10] (0:11.43)	0:37.93 [6] (0:11.85)	0:26.08 [5] (0:12.49)	0:37.93	+10			

Scratched: Clubhouse (#1), The Manager (#4)



**Ipswich QLD Professional**  
**Race 3: GREAT NORTHERN QTIS Three-Year-Old Maiden Plate - 1350m**  
 11 July 2024 - 13:04



Track Rating: Soft 5, Weather: Overcast, Rail Position: +6m Entire

Section		Overall	1200m	1000m	800m	600m	400m	Last 600m
Field Times		1:21.73 (0:11.18)	1:10.55 (0:10.87)	0:59.68 (0:11.21)	0:48.47 (0:11.72)	0:36.75 (0:11.80)	0:24.95 (0:12.37)	0:36.75

Rank	TAB	Horse/Jockey	Barrier	Top Speed [km/h]	Fastest Section							Distance Travelled [m]	
11	12	ZIMBARA	10	67.0	0:10.98	1:24.04 [11]	1:12.64 [4]	1:01.66 [4]	0:50.37 [3]	0:38.42 [5]	0:26.21 [8]	0:38.42	+8
		Nozi Tomizawa		1200m	1200m	(0:11.40)	(0:10.98)	(0:11.29)	(0:11.95)	(0:12.21)	(0:12.94)		
12	9	RUPERT'S JEWELL	8	67.5	0:10.87	1:29.16 [12]	1:17.89 [2]	1:07.02 [2]	0:55.71 [2]	0:43.91 [2]	0:31.29 [9]	0:43.91	+3
		Jake Bayliss		1200m	1200m	(0:11.27)	(0:10.87)	(0:11.31)	(0:11.80)	(0:12.62)	(0:14.61)		

Scratched: Clubhouse (#1), The Manager (#4)

[ ] Ranking at each section and finish  
 -:-:- No data available at this section  
 NA No data available

SCN Saddle cloth number  
 DNF Did not finish  
 DNT Did not track

Track Rating: Soft 5, Weather: Overcast, Rail Position: +6m Entire

Section				200m				Last 600m	
Field Times				0:12.58 (0:12.58)				0:36.75	
Rank	TAB	Horse/Jockey	Barrier	Top Speed [km/h]	Fastest Section	Margin			Distance Travelled [m]
1	2	<b>EXPLICABLE</b> Kyle Wilson-Taylor	1	66.1 1200m	0:11.00 1200m	0:12.51 [2] (0:12.51)	1:21.73		0:36.32
2	8	<b>JUNGLE LAW</b> Cejay Graham	7	67.2 1200m	0:10.99 1200m	0:12.48 [3] (0:12.48)	0.08L		0:36.25 +4
3	3	<b>STEEL KING</b> Robbie Dolan	5	67.5 1200m	0:10.87 1200m	0:12.62 [1] (0:12.62)	0.27L		0:36.79 -1
4	6	<b>BETATHANEVA</b> Jai Williams	6	66.6 1200m	0:11.08 1200m	0:11.83 [9] (0:11.83)	1.35L		0:36.12 +8
5	13	<b>DUKE OF LANCASTER</b> Alisha Donald	4	66.9 1200m	0:10.93 1200m	0:12.55 [4] (0:12.55)	2.23L		0:36.38 +0
6	7	<b>ISLE ORNSAY</b> Georgina Cartwright	11	65.7 1200m	0:11.22 1200m	0:12.28 [6] (0:12.28)	3.01L		0:36.07 +5
7	10	<b>SHY REBEL</b> Michael Rodd	9	66.9 1200m	0:10.95 1200m	0:12.62 [5] (0:12.62)	3.59L		0:36.40 +3
8	11	<b>TOUCHOFCLASS</b> Angela Jones	3	66.6 1200m	0:11.02 1200m	0:12.62 [8] (0:12.62)	5.78L		0:36.93 +6
9	14	<b>THE HIPPIY</b> Olivia Webb	13	66.4 1200m	0:11.01 1200m	0:12.46 [10] (0:12.46)	7.57L		0:36.82 +0
10	5	<b>VICTORY MELODY</b> Samantha Collett	14	65.1 1200m	0:11.29 1200m	0:13.59 [7] (0:13.59)	11.26L		0:37.93 +10

Scratched: Clubhouse (#1), The Manager (#4)





**Ipswich QLD Professional**  
**Race 3: GREAT NORTHERN QTIS Three-Year-Old Maiden Plate - 1350m**  
 11 July 2024 - 13:04



Track Rating: Soft 5, Weather: Overcast, Rail Position: +6m Entire

Section				200m				Last 600m		
Field Times				0:12.58 (0:12.58)				0:36.75		
Rank	TAB	Horse/Jockey	Barrier	Top Speed [km/h]	Fastest Section	Margin			Distance Travelled [m]	
11	12	ZIMBARA	10	67.0	0:10.98	0:13.27 [11]	13.57L		0:38.42	+8
		Nozi Tomizawa		1200m	1200m	(0:13.27)				
12	9	RUPERT'S JEWELL	8	67.5	0:10.87	0:16.68 [12]	43.74L		0:43.91	+3
		Jake Bayliss		1200m	1200m	(0:16.68)				

Scratched: Clubhouse (#1), The Manager (#4)

[ ] Ranking at each section and finish  
 -:-:- No data available at this section  
 NA No data available

SCN Saddle cloth number  
 DNF Did not finish  
 DNT Did not track



Horse/Jockey Name	Explicable
Final Rank	1
Fastest Section Time (Section)	0:11.00 (1200m)
Top Speed [km/h] (Section)	66.1 (1200m)
Race State	Finished



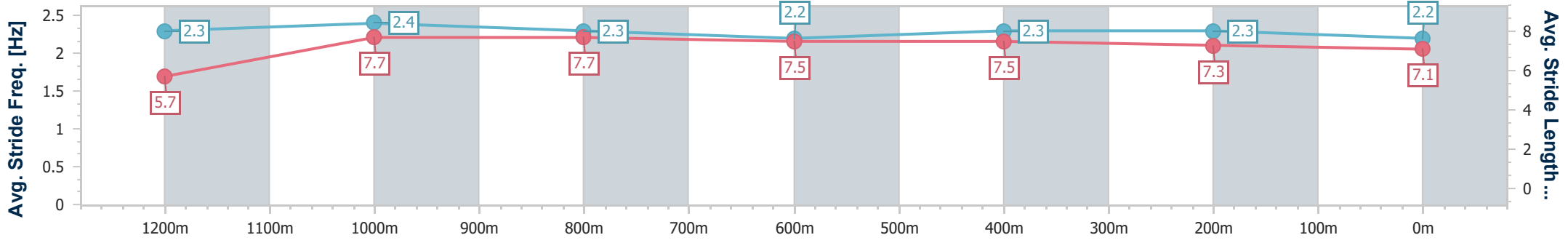
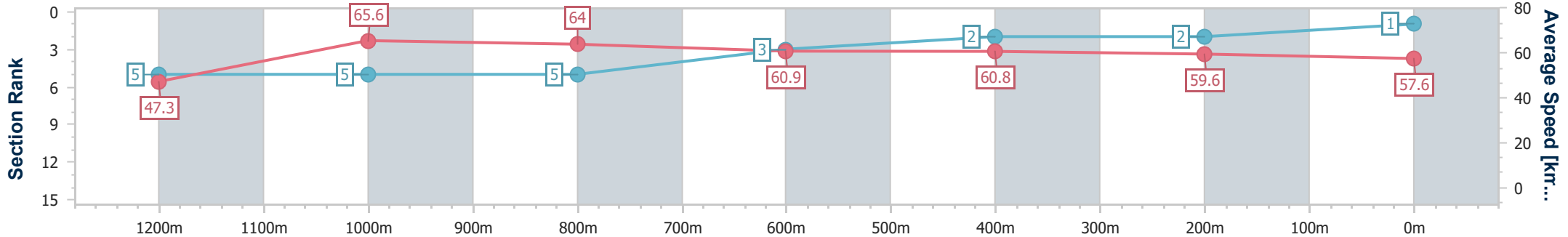
Ipswich QLD Professional  
Race 3: GREAT NORTHERN QTIS Three-Year-Old Maiden Plate  
- 1350m



11 July 2024 - 13:04

Track Rating: Soft 5, Weather: Overcast, Rail Position: +6m Entire

Section	Overall	1200m	1000m	800m	600m	400m	200m
Section Times	1:21.73 [1] (0:11.44)	1:10.29 [5] (0:11.00)	0:59.29 [5] (0:11.24)	0:48.05 [5] (0:11.73)	0:36.32 [3] (0:11.78)	0:24.54 [2] (0:12.03)	0:12.51 [2] (0:12.51)
Average Speed [km/h]	47.3	65.6	64.0	60.9	60.8	59.6	57.6
Top Speed [km/h]	64.4	66.1	65.7	62.8	61.3	60.5	59.7
Avg. Dist. to Rail [m]	1.2	0.8	0.3	1.2	1.6	0.9	2.2
Avg. Stride Freq. [Hz]	2.3	2.4	2.3	2.2	2.3	2.3	2.2
Avg. Stride Length [m]	5.7	7.7	7.7	7.5	7.5	7.3	7.1



- [ ] Ranking at each section and finish
- .-.- No data available at this section
- NA No data available



Horse/Jockey Name	Jungle Law
Final Rank	2
Fastest Section Time (Section)	0:10.99 (1200m)
Top Speed [km/h] (Section)	67.2 (1200m)
Race State	Finished



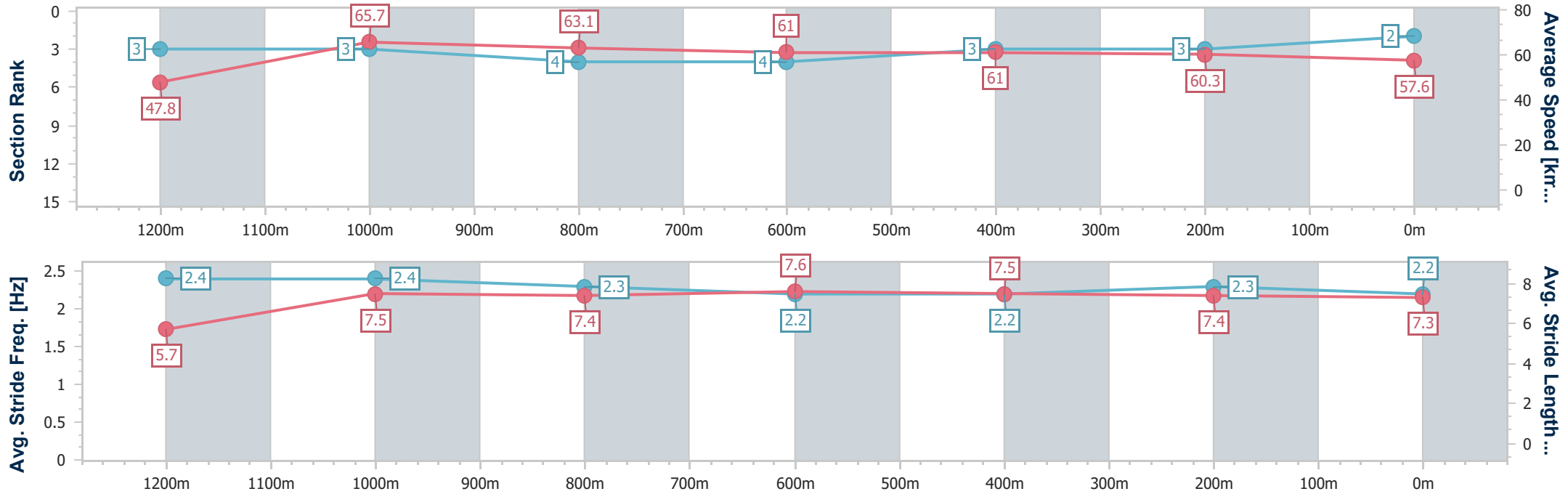
Ipswich QLD Professional  
Race 3: GREAT NORTHERN QTIS Three-Year-Old Maiden Plate  
- 1350m



11 July 2024 - 13:04

Track Rating: Soft 5, Weather: Overcast, Rail Position: +6m Entire

Section	Overall	1200m	1000m	800m	600m	400m	200m
Section Times	1:21.74 [2] (0:11.27)	1:10.47 [3] (0:10.99)	0:59.48 [3] (0:11.41)	0:48.07 [4] (0:11.82)	0:36.25 [4] (0:11.81)	0:24.44 [3] (0:11.96)	0:12.48 [3] (0:12.48)
Average Speed [km/h]	47.8	65.7	63.1	61.0	61.0	60.3	57.6
Top Speed [km/h]	64.8	67.2	64.5	62.4	61.7	61.7	59.4
Avg. Dist. to Rail [m]	2.0	0.9	0.3	0.5	0.6	1.8	3.7
Avg. Stride Freq. [Hz]	2.4	2.4	2.3	2.2	2.2	2.3	2.2
Avg. Stride Length [m]	5.7	7.5	7.4	7.6	7.5	7.4	7.3



- [ ] Ranking at each section and finish
- .-.- No data available at this section
- NA No data available



Horse/Jockey Name	Steel King
Final Rank	3
Fastest Section Time (Section)	0:10.87 (1200m)
Top Speed [km/h] (Section)	67.5 (1200m)
Race State	Finished



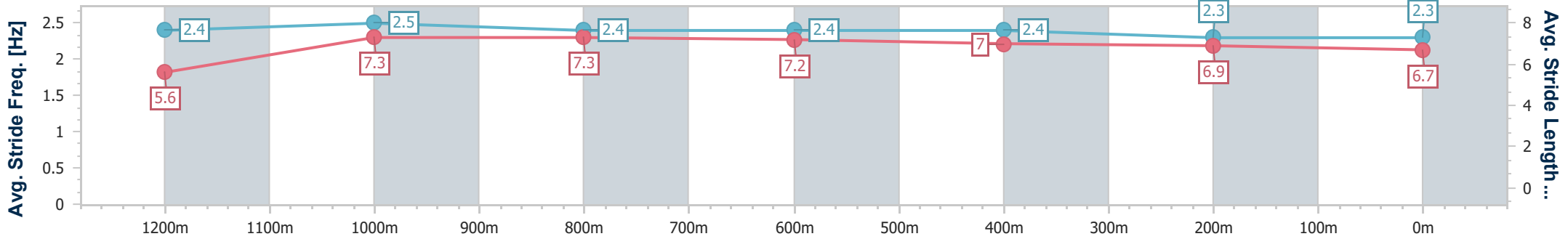
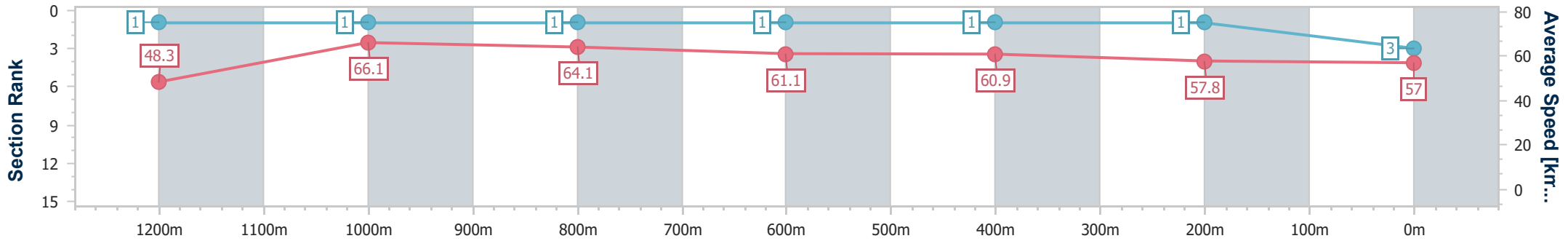
Ipswich QLD Professional  
Race 3: GREAT NORTHERN QTIS Three-Year-Old Maiden Plate  
- 1350m



11 July 2024 - 13:04

Track Rating: Soft 5, Weather: Overcast, Rail Position: +6m Entire

Section	Overall	1200m	1000m	800m	600m	400m	200m
Section Times	1:21.77 [3] (0:11.18)	1:10.59 [1] (0:10.87)	0:59.72 [1] (0:11.21)	0:48.51 [1] (0:11.72)	0:36.79 [1] (0:11.80)	0:24.99 [1] (0:12.37)	0:12.62 [1] (0:12.62)
Average Speed [km/h]	48.3	66.1	64.1	61.1	60.9	57.8	57.0
Top Speed [km/h]	64.2	67.5	65.8	63.3	62.1	59.6	58.6
Avg. Dist. to Rail [m]	0.7	0.6	0.8	1.2	1.0	1.1	0.4
Avg. Stride Freq. [Hz]	2.4	2.5	2.4	2.4	2.4	2.3	2.3
Avg. Stride Length [m]	5.6	7.3	7.3	7.2	7.0	6.9	6.7



- [ ] Ranking at each section and finish
- .-.- No data available at this section
- NA No data available



Horse/Jockey Name	Betathaneva
Final Rank	4
Fastest Section Time (Section)	0:11.08 (1200m)
Top Speed [km/h] (Section)	66.6 (1200m)
Race State	Finished



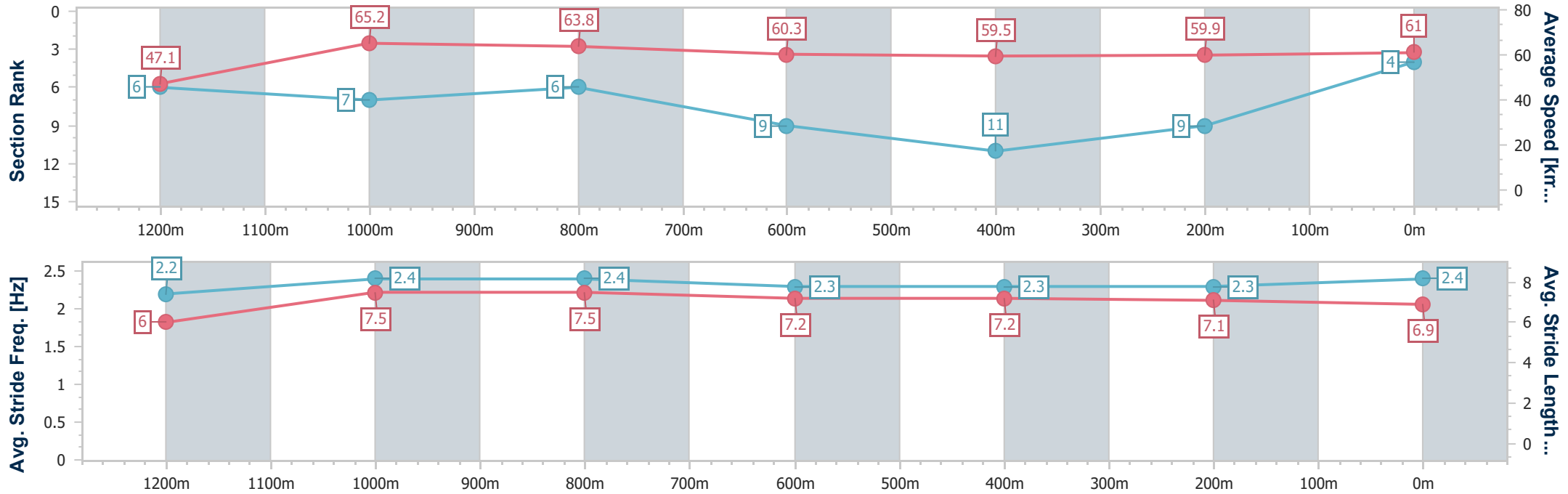
Ipswich QLD Professional  
Race 3: GREAT NORTHERN QTIS Three-Year-Old Maiden Plate  
- 1350m



11 July 2024 - 13:04

Track Rating: Soft 5, Weather: Overcast, Rail Position: +6m Entire

Section	Overall	1200m	1000m	800m	600m	400m	200m
Section Times	1:21.96 [4] (0:11.46)	1:10.50 [6] (0:11.08)	0:59.42 [7] (0:11.31)	0:48.11 [6] (0:11.99)	0:36.12 [9] (0:12.20)	0:23.92 [11] (0:12.09)	0:11.83 [9] (0:11.83)
Average Speed [km/h]	47.1	65.2	63.8	60.3	59.5	59.9	61.0
Top Speed [km/h]	64.0	66.6	65.6	62.3	62.1	62.6	62.6
Avg. Dist. to Rail [m]	1.1	1.5	1.5	1.6	2.1	0.9	0.7
Avg. Stride Freq. [Hz]	2.2	2.4	2.4	2.3	2.3	2.3	2.4
Avg. Stride Length [m]	6.0	7.5	7.5	7.2	7.2	7.1	6.9



- [ ] Ranking at each section and finish
- .-.- No data available at this section
- NA No data available



Horse/Jockey Name	Duke Of Lancaster
Final Rank	5
Fastest Section Time (Section)	0:10.93 (1200m)
Top Speed [km/h] (Section)	66.9 (1200m)
Race State	Finished



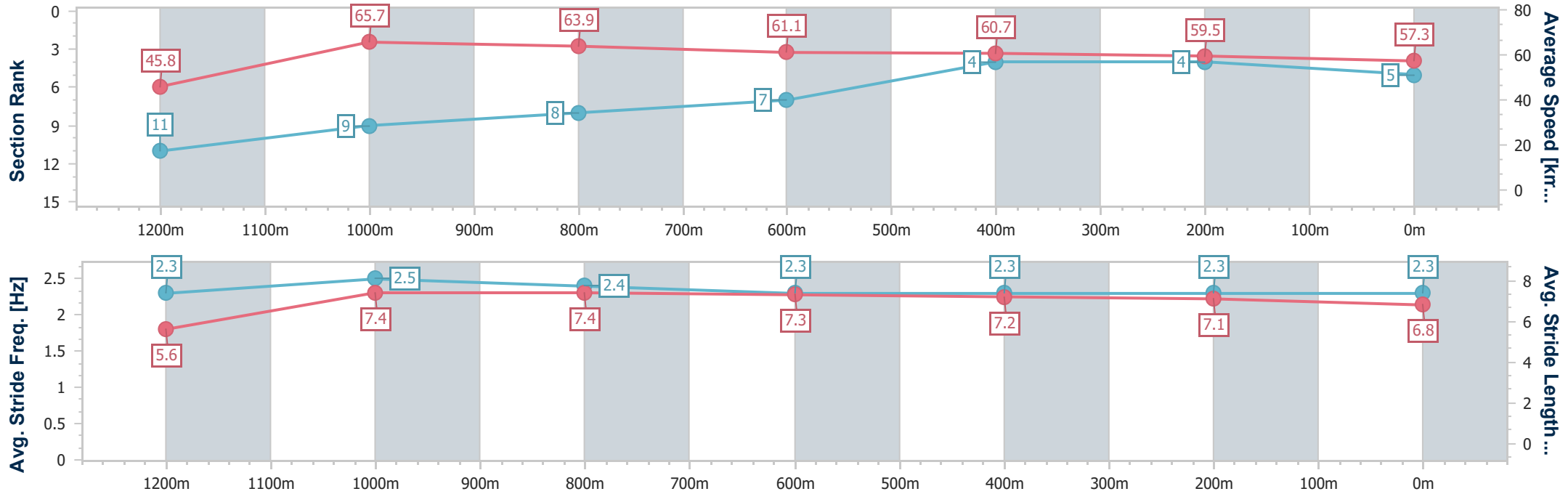
Ipswich QLD Professional  
Race 3: GREAT NORTHERN QTIS Three-Year-Old Maiden Plate  
- 1350m



11 July 2024 - 13:04

Track Rating: Soft 5, Weather: Overcast, Rail Position: +6m Entire

Section	Overall	1200m	1000m	800m	600m	400m	200m
Section Times	1:22.11 [5] (0:11.80)	1:10.31 [11] (0:10.93)	0:59.38 [9] (0:11.26)	0:48.12 [8] (0:11.74)	0:36.38 [7] (0:11.78)	0:24.60 [4] (0:12.05)	0:12.55 [4] (0:12.55)
Average Speed [km/h]	45.8	65.7	63.9	61.1	60.7	59.5	57.3
Top Speed [km/h]	64.8	66.9	66.5	63.5	61.8	60.8	59.8
Avg. Dist. to Rail [m]	1.0	0.7	0.3	1.3	1.5	1.1	0.5
Avg. Stride Freq. [Hz]	2.3	2.5	2.4	2.3	2.3	2.3	2.3
Avg. Stride Length [m]	5.6	7.4	7.4	7.3	7.2	7.1	6.8



- [ ] Ranking at each section and finish
- .-.- No data available at this section
- NA No data available



Horse/Jockey Name	Isle Ornsay
Final Rank	6
Fastest Section Time (Section)	0:11.22 (1200m)
Top Speed [km/h] (Section)	65.7 (1200m)
Race State	Finished



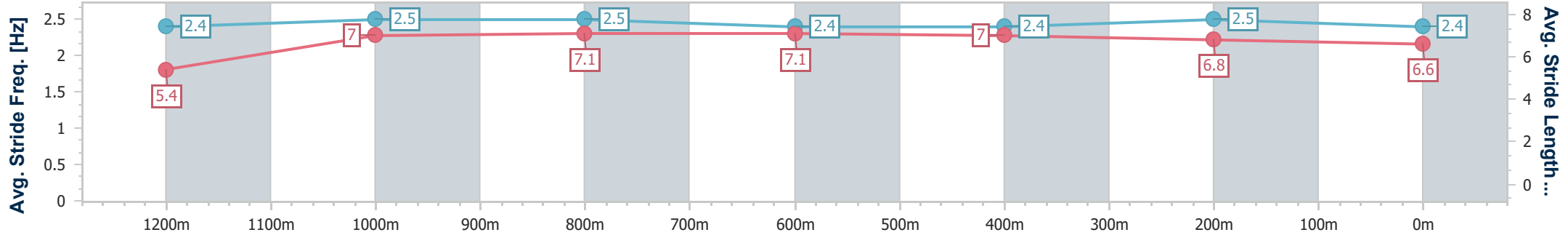
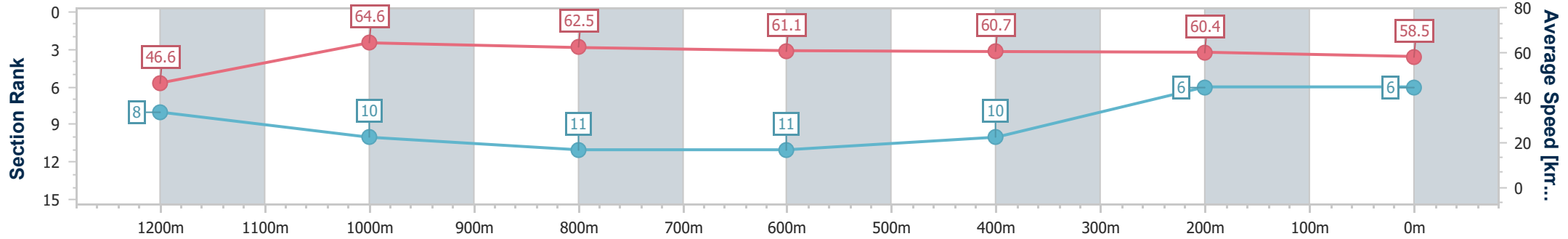
Ipswich QLD Professional  
Race 3: GREAT NORTHERN QTIS Three-Year-Old Maiden Plate  
- 1350m



11 July 2024 - 13:04

Track Rating: Soft 5, Weather: Overcast, Rail Position: +6m Entire

Section	Overall	1200m	1000m	800m	600m	400m	200m
Section Times	1:22.24 [6] (0:11.62)	1:10.62 [8] (0:11.22)	0:59.40 [10] (0:11.53)	0:47.87 [11] (0:11.80)	0:36.07 [11] (0:11.85)	0:24.22 [10] (0:11.94)	0:12.28 [6] (0:12.28)
Average Speed [km/h]	46.6	64.6	62.5	61.1	60.7	60.4	58.5
Top Speed [km/h]	62.4	65.7	63.7	62.3	62.0	61.0	60.0
Avg. Dist. to Rail [m]	6.9	3.2	1.8	0.5	0.4	1.4	3.1
Avg. Stride Freq. [Hz]	2.4	2.5	2.5	2.4	2.4	2.5	2.4
Avg. Stride Length [m]	5.4	7.0	7.1	7.1	7.0	6.8	6.6



- [ ] Ranking at each section and finish
- .-.- No data available at this section
- NA No data available



Horse/Jockey Name	Shy Rebel
Final Rank	7
Fastest Section Time (Section)	0:10.95 (1200m)
Top Speed [km/h] (Section)	66.9 (1200m)
Race State	Finished



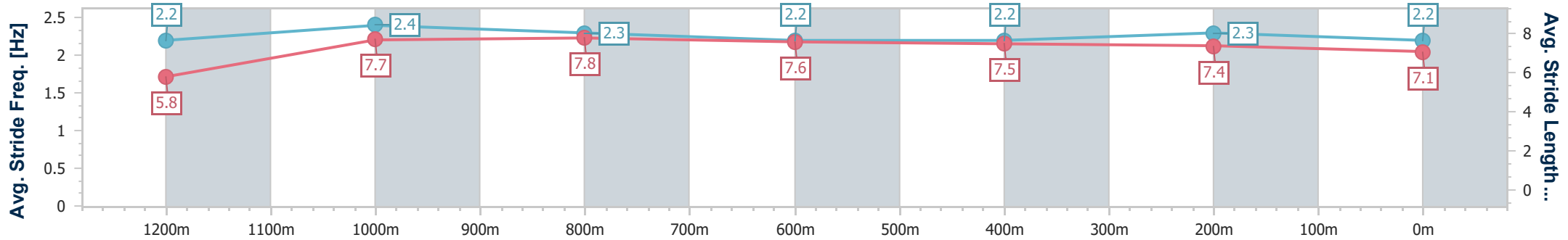
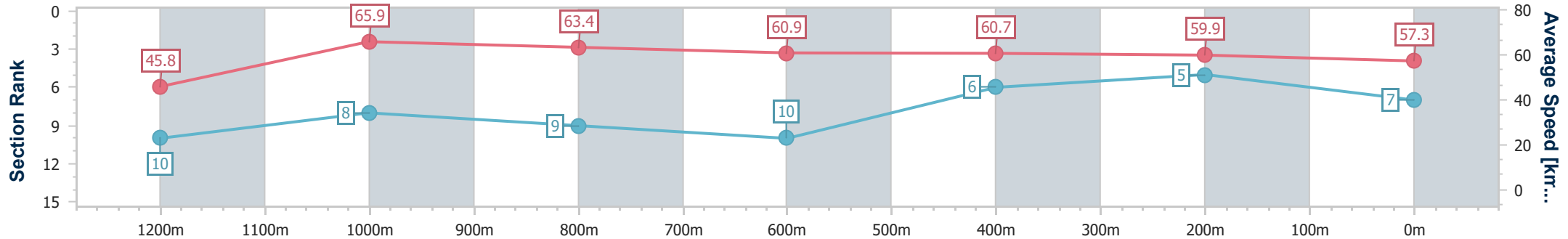
Ipswich QLD Professional  
Race 3: GREAT NORTHERN QTIS Three-Year-Old Maiden Plate  
- 1350m



11 July 2024 - 13:04

Track Rating: Soft 5, Weather: Overcast, Rail Position: +6m Entire

Section	Overall	1200m	1000m	800m	600m	400m	200m
Section Times	1:22.34 [7] (0:11.78)	1:10.56 [10] (0:10.95)	0:59.61 [8] (0:11.41)	0:48.20 [9] (0:11.80)	0:36.40 [10] (0:11.84)	0:24.56 [6] (0:11.94)	0:12.62 [5] (0:12.62)
Average Speed [km/h]	45.8	65.9	63.4	60.9	60.7	59.9	57.3
Top Speed [km/h]	64.6	66.9	65.3	62.7	61.2	60.9	58.7
Avg. Dist. to Rail [m]	3.0	1.7	1.0	0.3	1.1	1.8	4.6
Avg. Stride Freq. [Hz]	2.2	2.4	2.3	2.2	2.2	2.3	2.2
Avg. Stride Length [m]	5.8	7.7	7.8	7.6	7.5	7.4	7.1



- [ ] Ranking at each section and finish
- .-.- No data available at this section
- NA No data available





Horse/Jockey Name	Touchofclass
Final Rank	8
Fastest Section Time (Section)	0:11.02 (1200m)
Top Speed [km/h] (Section)	66.6 (1200m)
Race State	Finished



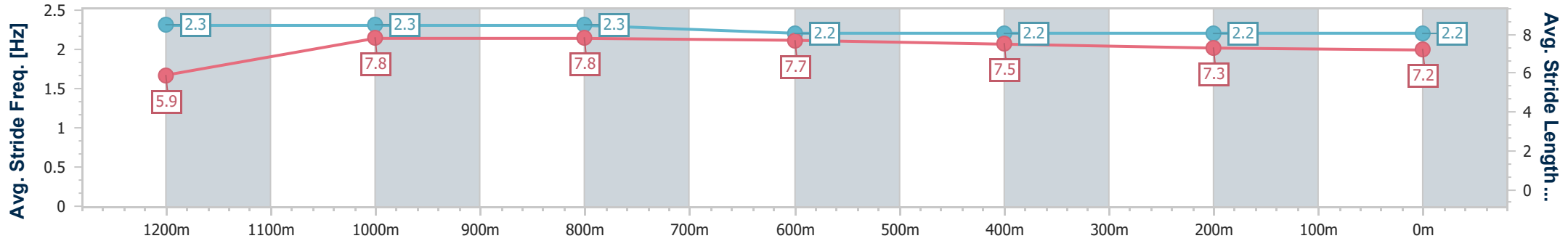
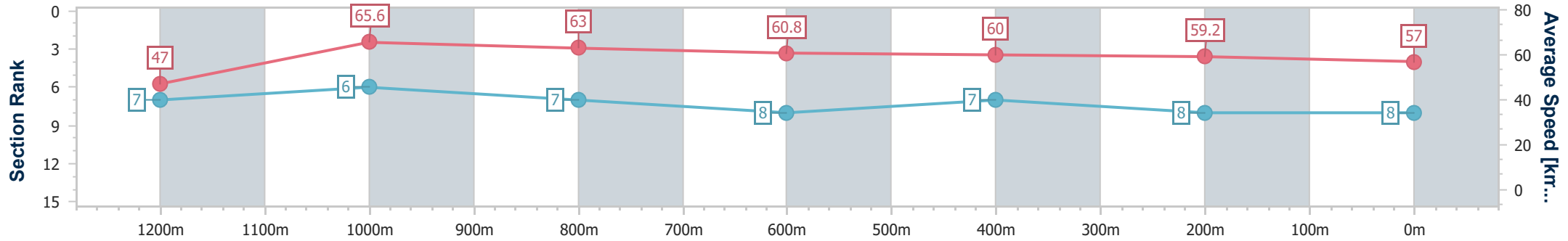
Ipswich QLD Professional  
Race 3: GREAT NORTHERN QTIS Three-Year-Old Maiden Plate  
- 1350m



11 July 2024 - 13:04

Track Rating: Soft 5, Weather: Overcast, Rail Position: +6m Entire

Section	Overall	1200m	1000m	800m	600m	400m	200m
Section Times	1:22.71 [8] (0:11.46)	1:11.25 [7] (0:11.02)	1:00.23 [6] (0:11.44)	0:48.79 [7] (0:11.86)	0:36.93 [8] (0:12.04)	0:24.89 [7] (0:12.27)	0:12.62 [8] (0:12.62)
Average Speed [km/h]	47.0	65.6	63.0	60.8	60.0	59.2	57.0
Top Speed [km/h]	63.7	66.6	64.5	62.6	60.8	59.7	58.4
Avg. Dist. to Rail [m]	0.5	1.7	1.2	0.4	0.4	3.1	5.8
Avg. Stride Freq. [Hz]	2.3	2.3	2.3	2.2	2.2	2.2	2.2
Avg. Stride Length [m]	5.9	7.8	7.8	7.7	7.5	7.3	7.2



- [ ] Ranking at each section and finish
- .-.- No data available at this section
- NA No data available



Horse/Jockey Name	The Hippy
Final Rank	9
Fastest Section Time (Section)	0:11.01 (1200m)
Top Speed [km/h] (Section)	66.4 (1200m)
Race State	Finished



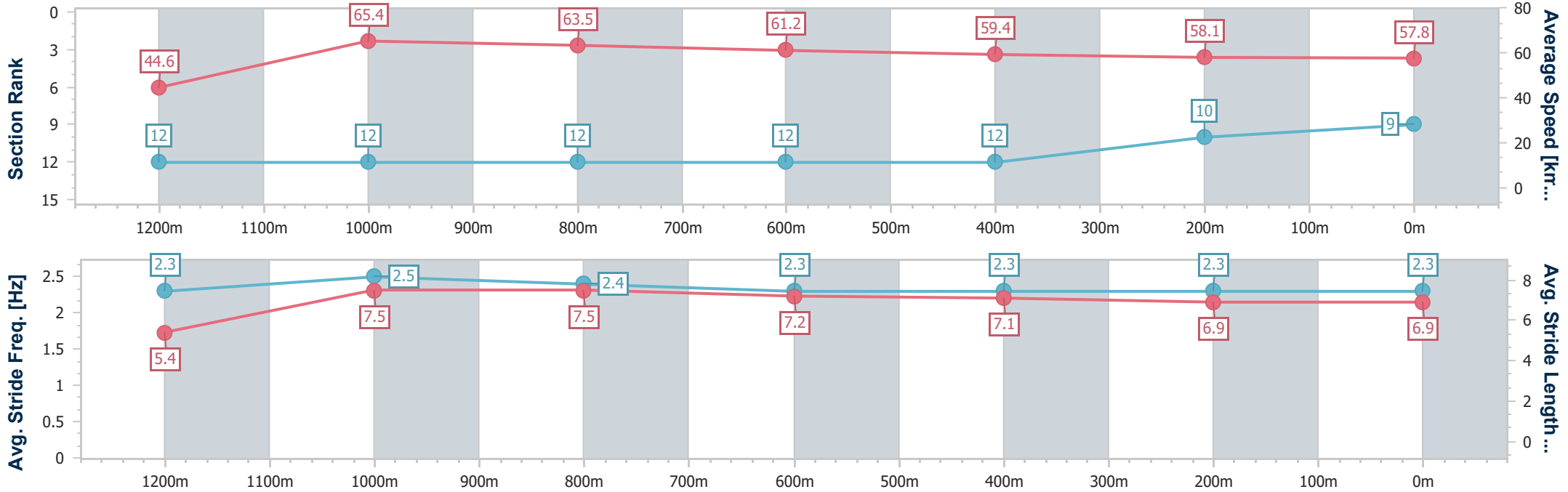
Ipswich QLD Professional  
Race 3: GREAT NORTHERN QTIS Three-Year-Old Maiden Plate  
- 1350m



11 July 2024 - 13:04

Track Rating: Soft 5, Weather: Overcast, Rail Position: +6m Entire

Section	Overall	1200m	1000m	800m	600m	400m	200m
Section Times	1:23.02 [9] (0:12.18)	1:10.84 [12] (0:11.01)	0:59.83 [12] (0:11.31)	0:48.52 [12] (0:11.70)	0:36.82 [12] (0:12.06)	0:24.76 [12] (0:12.30)	0:12.46 [10] (0:12.46)
Average Speed [km/h]	44.6	65.4	63.5	61.2	59.4	58.1	57.8
Top Speed [km/h]	62.3	66.4	66.3	62.3	60.5	59.0	58.7
Avg. Dist. to Rail [m]	6.3	0.8	0.4	1.4	1.4	1.4	1.2
Avg. Stride Freq. [Hz]	2.3	2.5	2.4	2.3	2.3	2.3	2.3
Avg. Stride Length [m]	5.4	7.5	7.5	7.2	7.1	6.9	6.9



- [ ] Ranking at each section and finish
- .-.- No data available at this section
- NA No data available



Horse/Jockey Name	Victory Melody
Final Rank	10
Fastest Section Time (Section)	0:11.29 (1200m)
Top Speed [km/h] (Section)	65.1 (1200m)
Race State	Finished



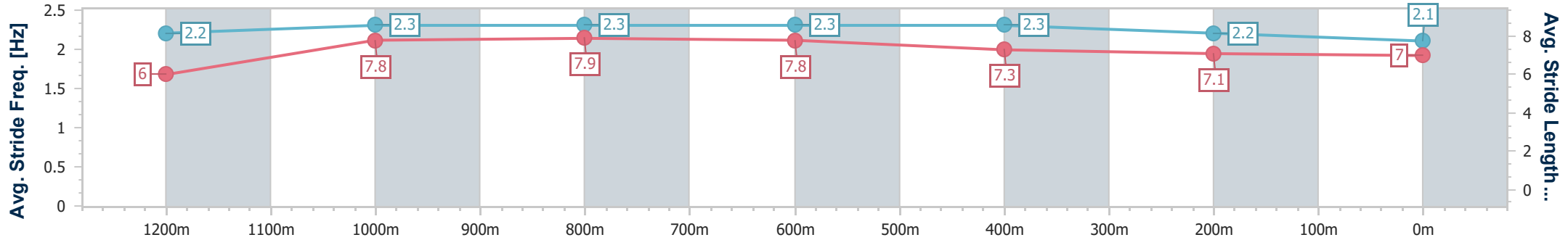
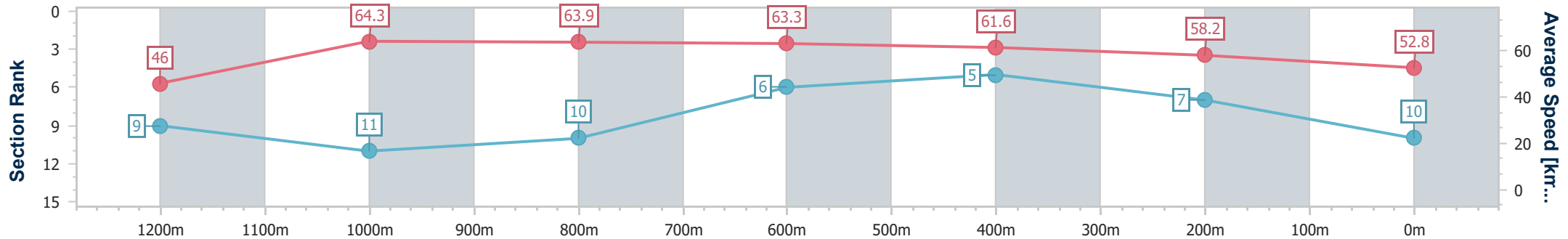
Ipswich QLD Professional  
Race 3: GREAT NORTHERN QTIS Three-Year-Old Maiden Plate  
- 1350m



11 July 2024 - 13:04

Track Rating: Soft 5, Weather: Overcast, Rail Position: +6m Entire

Section	Overall	1200m	1000m	800m	600m	400m	200m
Section Times	1:23.64 [10] (0:11.68)	1:11.96 [9] (0:11.29)	1:00.67 [11] (0:11.31)	0:49.36 [10] (0:11.43)	0:37.93 [6] (0:11.85)	0:26.08 [5] (0:12.49)	0:13.59 [7] (0:13.59)
Average Speed [km/h]	46.0	64.3	63.9	63.3	61.6	58.2	52.8
Top Speed [km/h]	63.6	65.1	64.6	64.0	63.7	60.4	55.8
Avg. Dist. to Rail [m]	8.5	4.1	2.6	1.3	2.6	3.4	5.3
Avg. Stride Freq. [Hz]	2.2	2.3	2.3	2.3	2.3	2.2	2.1
Avg. Stride Length [m]	6.0	7.8	7.9	7.8	7.3	7.1	7.0



- [ ] Ranking at each section and finish
- .-.- No data available at this section
- NA No data available



Horse/Jockey Name	Zimbara
Final Rank	11
Fastest Section Time (Section)	0:10.98 (1200m)
Top Speed [km/h] (Section)	67.0 (1200m)
Race State	Finished



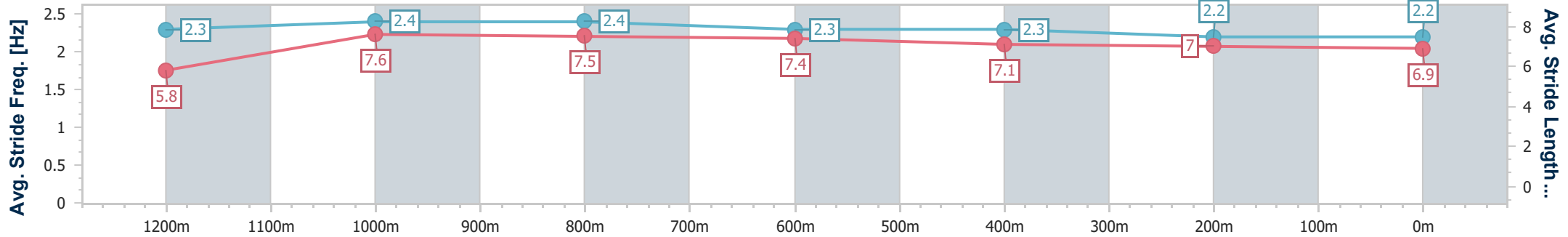
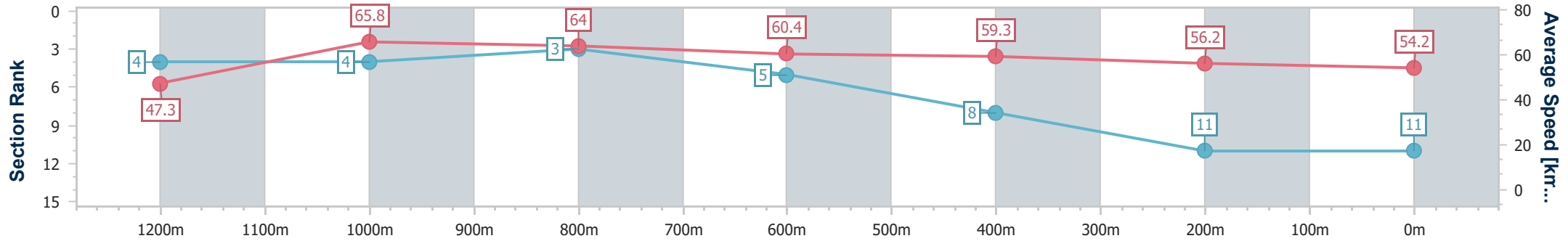
Ipswich QLD Professional  
Race 3: GREAT NORTHERN QTIS Three-Year-Old Maiden Plate  
- 1350m



11 July 2024 - 13:04

Track Rating: Soft 5, Weather: Overcast, Rail Position: +6m Entire

Section	Overall	1200m	1000m	800m	600m	400m	200m
Section Times	1:24.04 [11] (0:11.40)	1:12.64 [4] (0:10.98)	1:01.66 [4] (0:11.29)	0:50.37 [3] (0:11.95)	0:38.42 [5] (0:12.21)	0:26.21 [8] (0:12.94)	0:13.27 [11] (0:13.27)
Average Speed [km/h]	47.3	65.8	64.0	60.4	59.3	56.2	54.2
Top Speed [km/h]	65.6	67.0	66.1	62.6	61.2	57.6	56.3
Avg. Dist. to Rail [m]	6.2	4.3	1.8	0.7	1.3	3.3	4.3
Avg. Stride Freq. [Hz]	2.3	2.4	2.4	2.3	2.3	2.2	2.2
Avg. Stride Length [m]	5.8	7.6	7.5	7.4	7.1	7.0	6.9



- [ ] Ranking at each section and finish
- .-.- No data available at this section
- NA No data available



Horse/Jockey Name	Rupert's Jewell
Final Rank	12
Fastest Section Time (Section)	0:10.87 (1200m)
Top Speed [km/h] (Section)	67.5 (1200m)
Race State	Finished



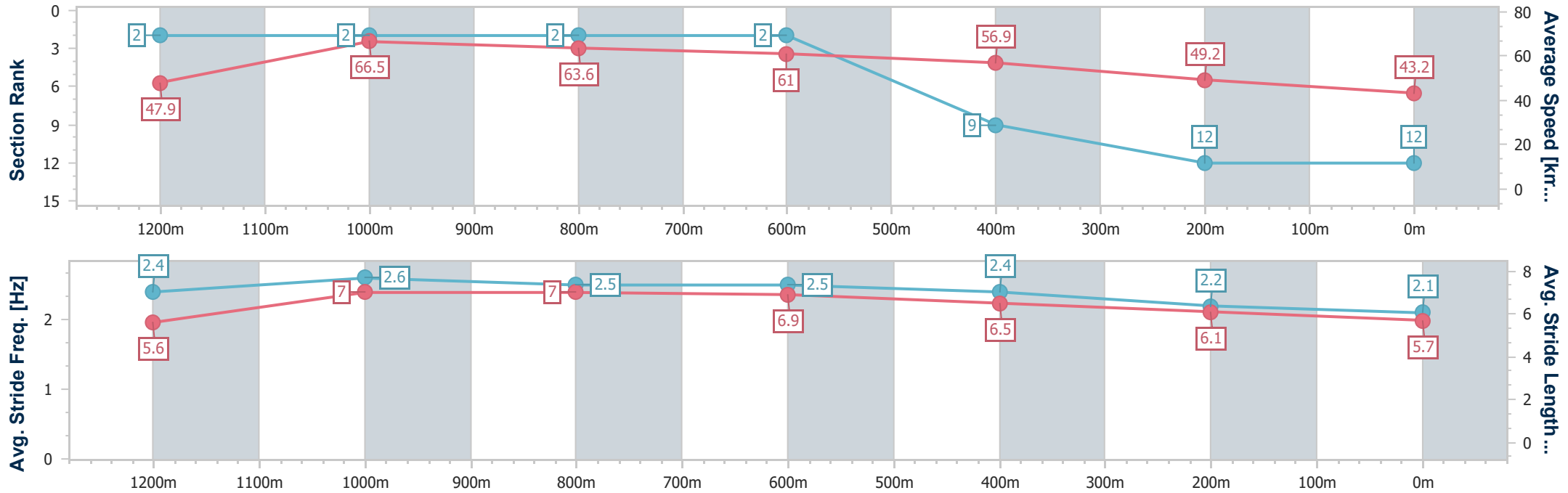
Ipswich QLD Professional  
Race 3: GREAT NORTHERN QTIS Three-Year-Old Maiden Plate  
- 1350m



11 July 2024 - 13:04

Track Rating: Soft 5, Weather: Overcast, Rail Position: +6m Entire

Section	Overall	1200m	1000m	800m	600m	400m	200m
Section Times	1:29.16 [12] (0:11.27)	1:17.89 [2] (0:10.87)	1:07.02 [2] (0:11.31)	0:55.71 [2] (0:11.80)	0:43.91 [2] (0:12.62)	0:31.29 [9] (0:14.61)	0:16.68 [12] (0:16.68)
Average Speed [km/h]	47.9	66.5	63.6	61.0	56.9	49.2	43.2
Top Speed [km/h]	65.8	67.5	65.6	62.5	59.9	55.0	45.6
Avg. Dist. to Rail [m]	3.5	1.2	0.2	0.2	0.3	0.3	0.3
Avg. Stride Freq. [Hz]	2.4	2.6	2.5	2.5	2.4	2.2	2.1
Avg. Stride Length [m]	5.6	7.0	7.0	6.9	6.5	6.1	5.7



- [ ] Ranking at each section and finish
- .-.- No data available at this section
- NA No data available



# Ipswich QLD Professional

## Race 4: SCHWEPPE'S BENCHMARK 70 Handicap - 800m

11 July 2024 - 13:42



Track Rating: Soft 5, Weather: Overcast, Rail Position: +6m Entire

Section										Last 600m	
Field Times		Overall	600m	400m	200m						
		0:45.67 (0:13.29)	0:32.38 (0:10.24)	0:22.14 (0:10.78)	0:11.36 (0:11.36)						0:32.38
Rank	TAB	Horse/Jockey	Barrier	Top Speed [km/h]	Fastest Section					Margin	Distance Travelled [m]
1	6	<b>CAMPAI</b> Boris Thornton	3	71.0 600m	0:10.29 600m	0:45.67 [1] (0:13.38)	0:32.29 [3] (0:10.29)	0:22.00 [3] (0:10.74)	0:11.26 [2] (0:11.26)	0:45.67	
2	7	<b>VOULAIT</b> Darren Evans	1	71.7 600m	0:10.20 600m	0:45.68 [2] (0:13.33)	0:32.35 [2] (0:10.20)	0:22.15 [1] (0:10.78)	0:11.37 [1] (0:11.37)	0.06L	-2
3	2	<b>DEEP BLAST</b> Cody Collis	5	70.9 600m	0:10.27 600m	0:45.99 [3] (0:13.64)	0:32.35 [4] (0:10.27)	0:22.08 [4] (0:10.76)	0:11.32 [4] (0:11.32)	1.89L	-1
4	3	<b>AL PAL'S GAL</b> Olivia Webb	7	71.2 600m	0:10.27 600m	0:46.21 [4] (0:13.70)	0:32.51 [6] (0:10.27)	0:22.24 [5] (0:10.83)	0:11.41 [6] (0:11.41)	3.17L	+1
5	4	<b>HARD LANDING</b> Corey Sutherland	6	70.9 600m	0:10.34 600m	0:46.30 [5] (0:13.67)	0:32.63 [5] (0:10.34)	0:22.29 [6] (0:10.72)	0:11.57 [5] (0:11.57)	3.71L	-1
6	5	<b>UNDERHAND</b> Cejay Graham	9	71.7 600m	0:10.30 600m	0:46.94 [6] (0:13.29)	0:33.65 [1] (0:10.30)	0:23.35 [2] (0:11.06)	0:12.29 [3] (0:12.29)	7.47L	-1
7	9	<b>MONTAGLIARI</b> Montanna Savva	4	69.0 600m	0:10.57 600m	0:46.96 [7] (0:13.96)	0:33.00 [7] (0:10.57)	0:22.43 [7] (0:10.98)	0:11.45 [7] (0:11.45)	7.62L	-1

Scratched: I Am Fearless (#1), Princess Marian (#8)

[ ] Ranking at each section and finish  
 -:-:- No data available at this section  
 NA No data available

SCN Saddle cloth number  
 DNF Did not finish  
 DNT Did not track



Horse/Jockey Name	Campai
Final Rank	1
Fastest Section Time (Section)	0:10.29 (600m)
Top Speed [km/h] (Section)	71.0 (600m)
Race State	Finished



### Ipswich QLD Professional

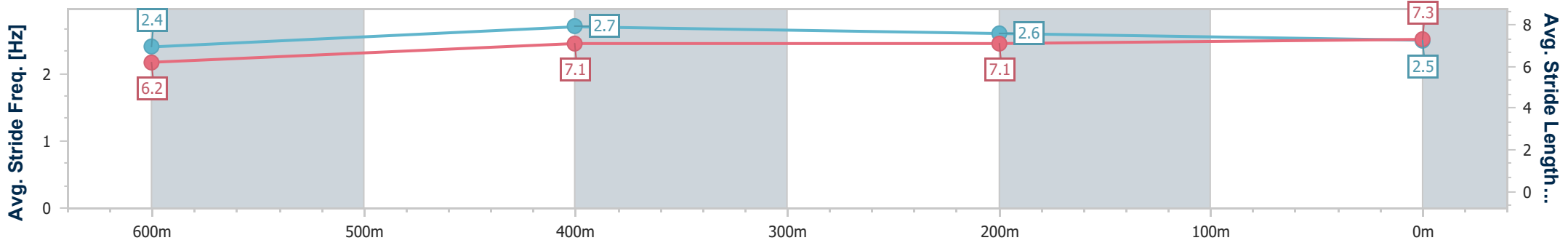
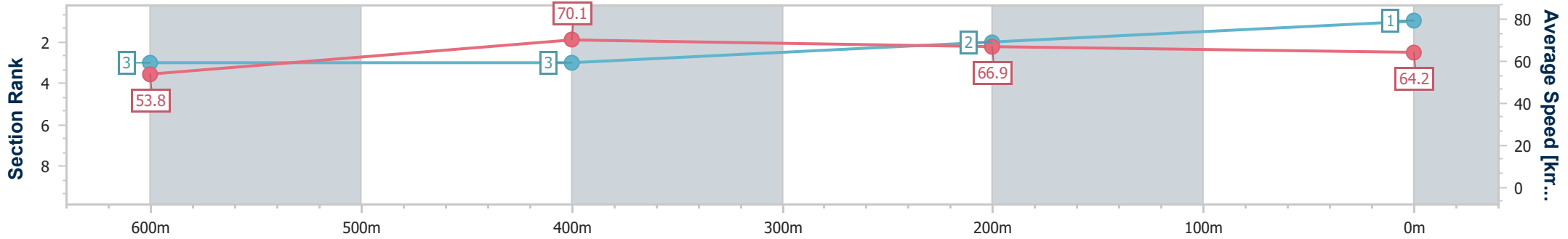
Race 4: SCHWEPPES BENCHMARK 70 Handicap - 800m

11 July 2024 - 13:42



Track Rating: Soft 5, Weather: Overcast, Rail Position: +6m Entire

Section	Overall	600m	400m	200m
Section Times	0:45.67 [1] (0:13.38)	0:32.29 [3] (0:10.29)	0:22.00 [3] (0:10.74)	0:11.26 [2] (0:11.26)
Average Speed [km/h]	53.8	70.1	66.9	64.2
Top Speed [km/h]	70.9	71.0	68.1	67.6
Avg. Dist. to Rail [m]	1.2	0.6	0.6	1.9
Avg. Stride Freq. [Hz]	2.4	2.7	2.6	2.5
Avg. Stride Length [m]	6.2	7.1	7.1	7.3



- [ ] Ranking at each section and finish
- .-.- No data available at this section
- NA No data available



Horse/Jockey Name	Voulait
Final Rank	2
Fastest Section Time (Section)	0:10.20 (600m)
Top Speed [km/h] (Section)	71.7 (600m)
Race State	Finished



### Ipswich QLD Professional

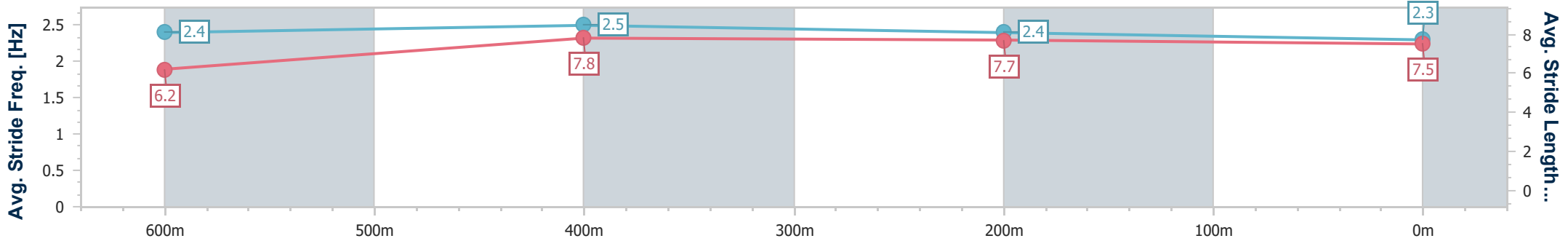
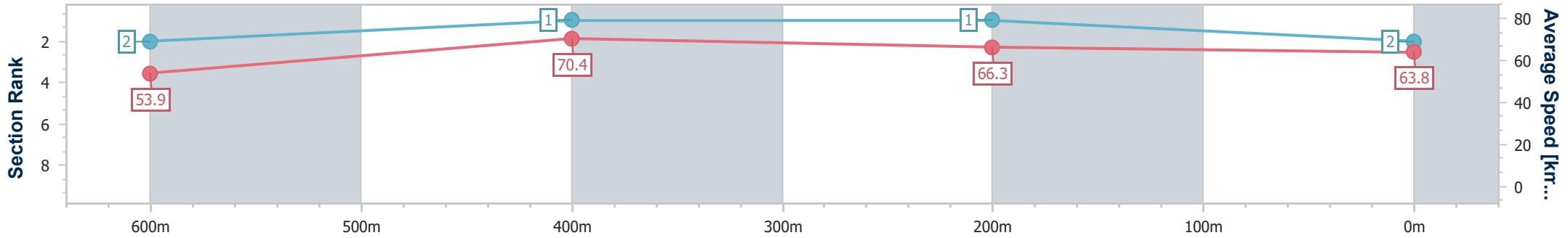
Race 4: SCHWEPPES BENCHMARK 70 Handicap - 800m

11 July 2024 - 13:42



Track Rating: Soft 5, Weather: Overcast, Rail Position: +6m Entire

Section	Overall	600m	400m	200m
Section Times	0:45.68 [2] (0:13.33)	0:32.35 [2] (0:10.20)	0:22.15 [1] (0:10.78)	0:11.37 [1] (0:11.37)
Average Speed [km/h]	53.9	70.4	66.3	63.8
Top Speed [km/h]	70.9	71.7	67.6	65.8
Avg. Dist. to Rail [m]	1.2	1.2	0.7	1.2
Avg. Stride Freq. [Hz]	2.4	2.5	2.4	2.3
Avg. Stride Length [m]	6.2	7.8	7.7	7.5



- [ ] Ranking at each section and finish
- .-.- No data available at this section
- NA No data available





Horse/Jockey Name	Deep Blast
Final Rank	3
Fastest Section Time (Section)	0:10.27 (600m)
Top Speed [km/h] (Section)	70.9 (600m)
Race State	Finished



Ipswich QLD Professional

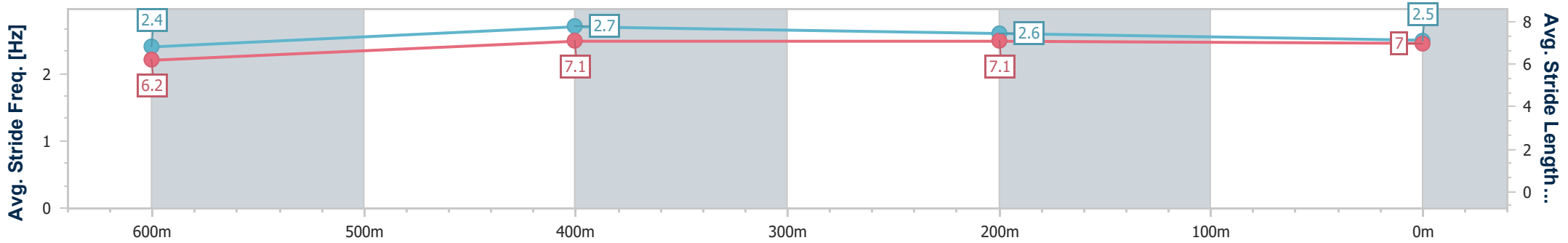
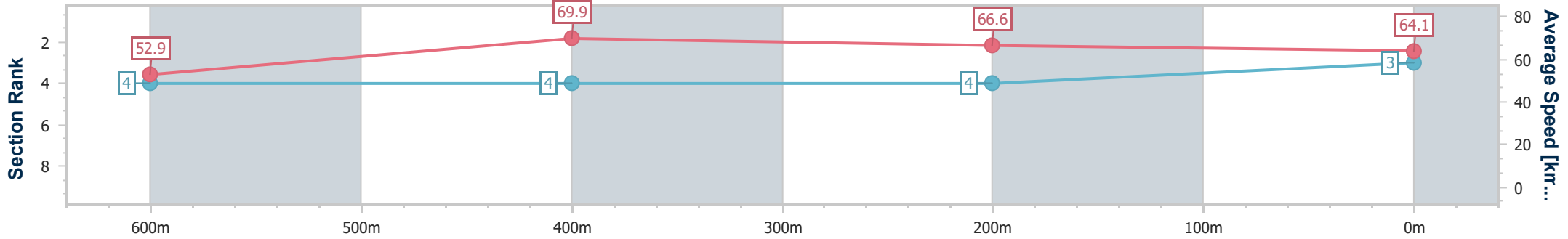
Race 4: SCHWEPPES BENCHMARK 70 Handicap - 800m

11 July 2024 - 13:42



Track Rating: Soft 5, Weather: Overcast, Rail Position: +6m Entire

Section	Overall	600m	400m	200m
Section Times	0:45.99 [3] (0:13.64)	0:32.35 [4] (0:10.27)	0:22.08 [4] (0:10.76)	0:11.32 [4] (0:11.32)
Average Speed [km/h]	52.9	69.9	66.6	64.1
Top Speed [km/h]	70.6	70.9	67.7	66.3
Avg. Dist. to Rail [m]	3.0	0.8	0.8	2.2
Avg. Stride Freq. [Hz]	2.4	2.7	2.6	2.5
Avg. Stride Length [m]	6.2	7.1	7.1	7.0



- [ ] Ranking at each section and finish
- .-.- No data available at this section
- NA No data available



Horse/Jockey Name	Al Pal's Gal
Final Rank	4
Fastest Section Time (Section)	0:10.27 (600m)
Top Speed [km/h] (Section)	71.2 (600m)
Race State	Finished



### Ipswich QLD Professional

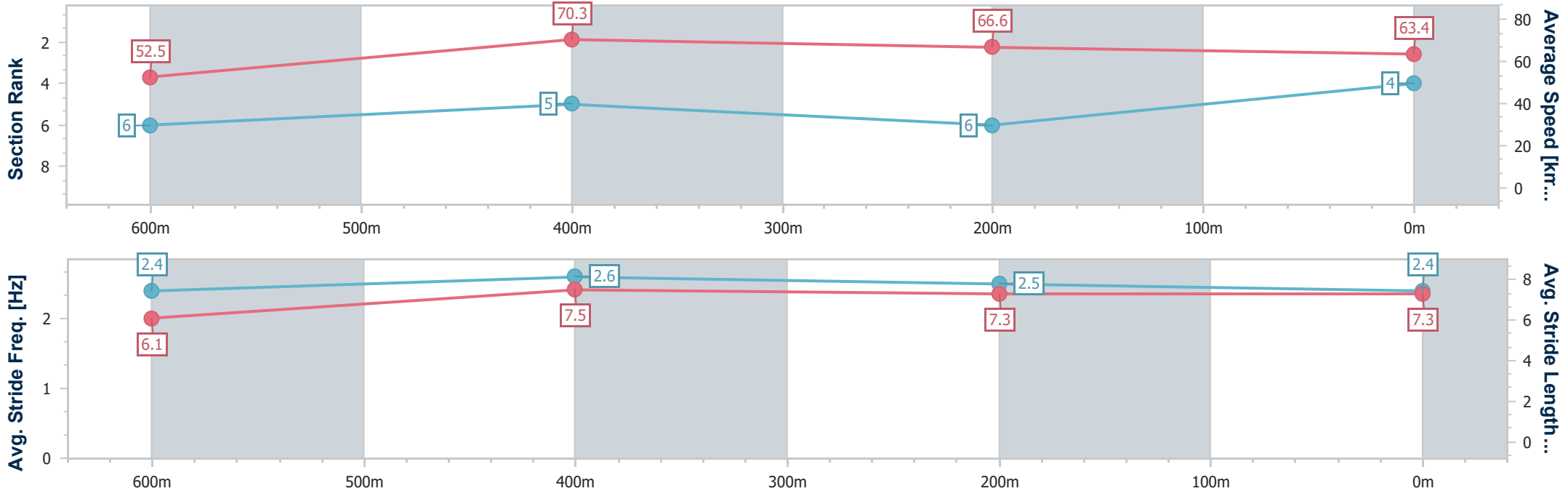
Race 4: SCHWEPPES BENCHMARK 70 Handicap - 800m

11 July 2024 - 13:42



Track Rating: Soft 5, Weather: Overcast, Rail Position: +6m Entire

Section	Overall	600m	400m	200m
Section Times	0:46.21 [4] (0:13.70)	0:32.51 [6] (0:10.27)	0:22.24 [5] (0:10.83)	0:11.41 [6] (0:11.41)
Average Speed [km/h]	52.5	70.3	66.6	63.4
Top Speed [km/h]	70.7	71.2	68.0	65.3
Avg. Dist. to Rail [m]	4.0	1.3	1.1	4.1
Avg. Stride Freq. [Hz]	2.4	2.6	2.5	2.4
Avg. Stride Length [m]	6.1	7.5	7.3	7.3



- [ ] Ranking at each section and finish
- .-.- No data available at this section
- NA No data available



Horse/Jockey Name	Hard Landing
Final Rank	5
Fastest Section Time (Section)	0:10.34 (600m)
Top Speed [km/h] (Section)	70.9 (600m)
Race State	Finished



### Ipswich QLD Professional

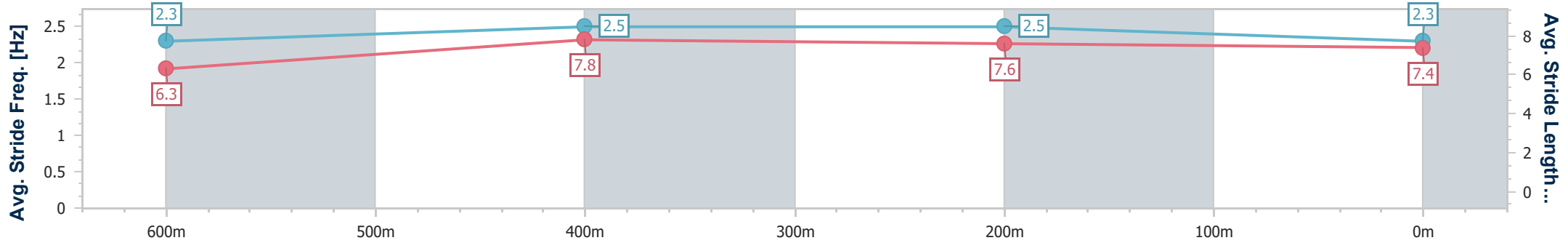
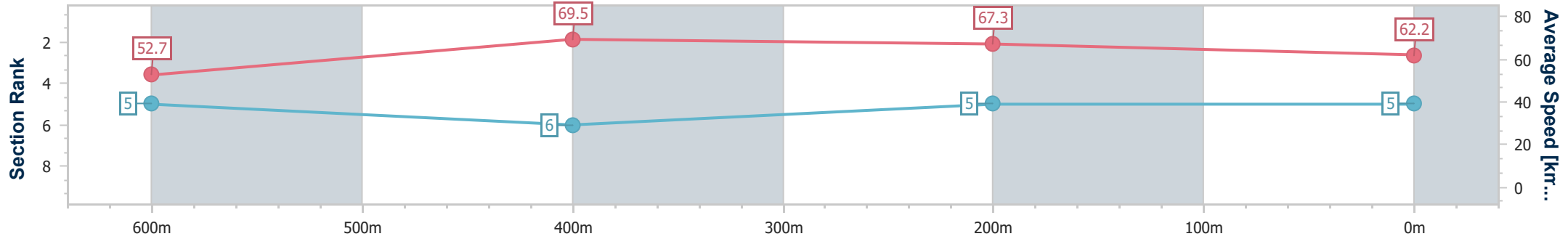
Race 4: SCHWEPPES BENCHMARK 70 Handicap - 800m

11 July 2024 - 13:42



Track Rating: Soft 5, Weather: Overcast, Rail Position: +6m Entire

Section	Overall	600m	400m	200m
Section Times	0:46.30 [5] (0:13.67)	0:32.63 [5] (0:10.34)	0:22.29 [6] (0:10.72)	0:11.57 [5] (0:11.57)
Average Speed [km/h]	52.7	69.5	67.3	62.2
Top Speed [km/h]	69.4	70.9	68.6	63.8
Avg. Dist. to Rail [m]	3.7	0.8	0.6	0.8
Avg. Stride Freq. [Hz]	2.3	2.5	2.5	2.3
Avg. Stride Length [m]	6.3	7.8	7.6	7.4



- [ ] Ranking at each section and finish
- .-.- No data available at this section
- NA No data available



Horse/Jockey Name	Underhand
Final Rank	6
Fastest Section Time (Section)	0:10.30 (600m)
Top Speed [km/h] (Section)	71.7 (600m)
Race State	Finished



### Ipswich QLD Professional

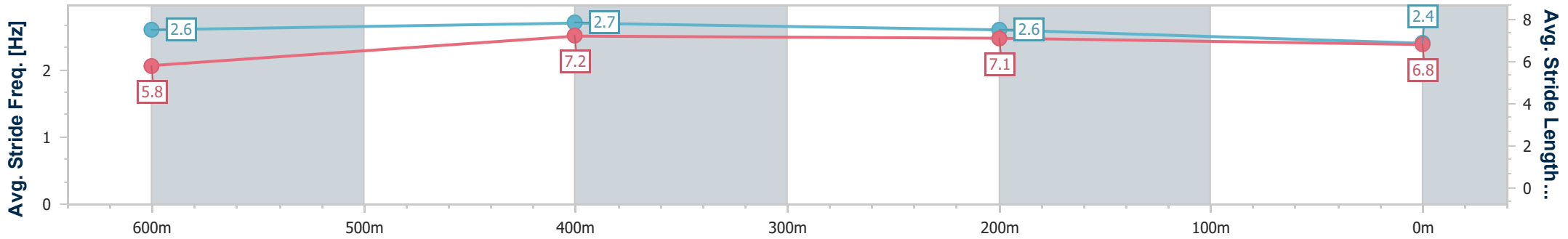
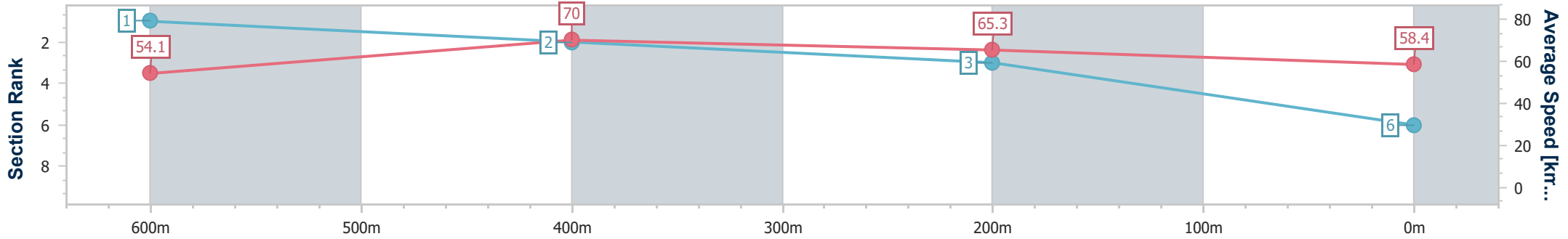
Race 4: SCHWEPPE'S BENCHMARK 70 Handicap - 800m

11 July 2024 - 13:42



Track Rating: Soft 5, Weather: Overcast, Rail Position: +6m Entire

Section	Overall	600m	400m	200m
Section Times	0:46.94 [6] (0:13.29)	0:33.65 [1] (0:10.30)	0:23.35 [2] (0:11.06)	0:12.29 [3] (0:12.29)
Average Speed [km/h]	54.1	70.0	65.3	58.4
Top Speed [km/h]	71.4	71.7	67.8	62.7
Avg. Dist. to Rail [m]	4.6	0.9	0.6	1.9
Avg. Stride Freq. [Hz]	2.6	2.7	2.6	2.4
Avg. Stride Length [m]	5.8	7.2	7.1	6.8



- [ ] Ranking at each section and finish
- .-.- No data available at this section
- NA No data available



Horse/Jockey Name	Montagliari
Final Rank	7
Fastest Section Time (Section)	0:10.57 (600m)
Top Speed [km/h] (Section)	69.0 (600m)
Race State	Finished



### Ipswich QLD Professional

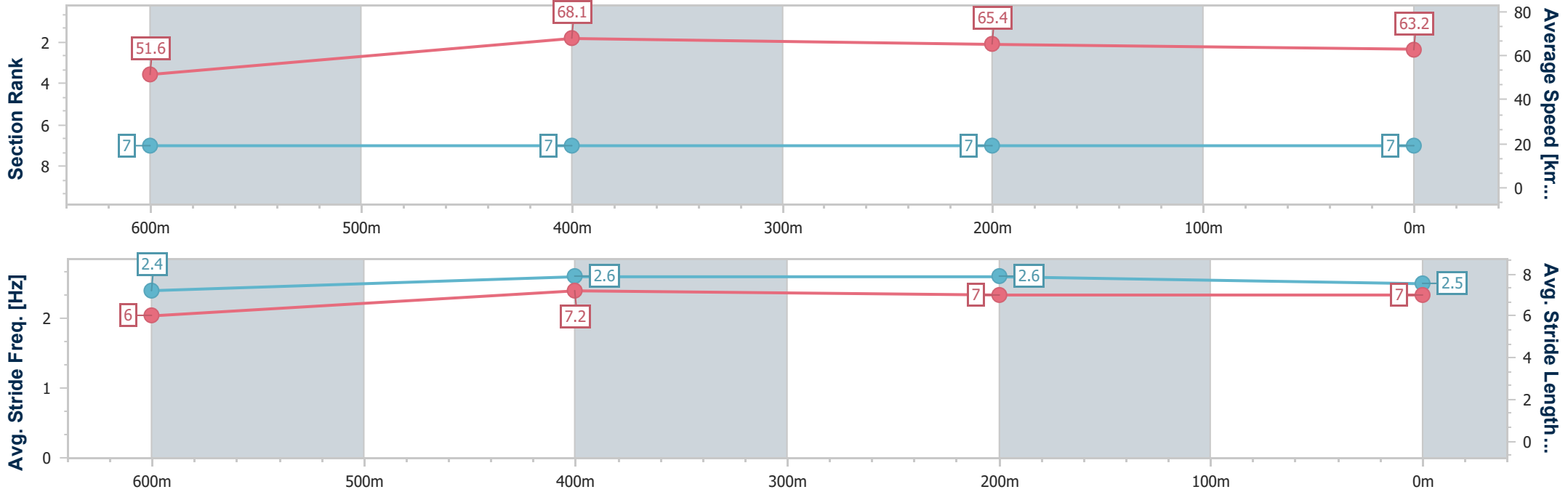
Race 4: SCHWEPPE'S BENCHMARK 70 Handicap - 800m

11 July 2024 - 13:42



Track Rating: Soft 5, Weather: Overcast, Rail Position: +6m Entire

Section	Overall	600m	400m	200m
Section Times	0:46.96 [7] (0:13.96)	0:33.00 [7] (0:10.57)	0:22.43 [7] (0:10.98)	0:11.45 [7] (0:11.45)
Average Speed [km/h]	51.6	68.1	65.4	63.2
Top Speed [km/h]	67.9	69.0	66.6	64.5
Avg. Dist. to Rail [m]	1.2	0.6	0.8	2.4
Avg. Stride Freq. [Hz]	2.4	2.6	2.6	2.5
Avg. Stride Length [m]	6.0	7.2	7.0	7.0



- [ ] Ranking at each section and finish
- .-.- No data available at this section
- NA No data available

Track Rating: Soft 5, Weather: Overcast, Rail Position: +6m Entire

Section		Field Times											Last 600m	
		Overall	1000m	800m	600m	400m	200m						0:35.37	
		1:11.36 (0:13.70)	0:57.66 (0:10.92)	0:46.74 (0:11.37)	0:35.37 (0:11.70)	0:23.67 (0:11.59)	0:12.08 (0:12.08)							
Rank	TAB	Horse/Jockey	Barrier	Top Speed [km/h]	Fastest Section								Margin	Distance Travelled [m]
1	9	<b>POWER FLASH</b> Angela Jones	9	67.7 1000m	0:10.92 1000m	1:11.36 [1] (0:13.70)	0:57.66 [1] (0:10.92)	0:46.74 [1] (0:11.37)	0:35.37 [1] (0:11.70)	0:23.67 [1] (0:11.59)	0:12.08 [1] (0:12.08)	1:11.36	0:35.37	
2	1	<b>TEMPLEMORE</b> Kyle Wilson-Taylor	2	65.4 1000m	0:11.11 1000m	1:11.88 [2] (0:14.05)	0:57.83 [7] (0:11.11)	0:46.72 [7] (0:11.49)	0:35.23 [7] (0:11.65)	0:23.58 [7] (0:11.61)	0:11.97 [6] (0:11.97)	3.01L	0:35.23	+6
3	10	<b>HERMANITA</b> Tahlia Fenlon	1	66.2 1000m	0:11.06 1000m	1:11.93 [3] (0:13.95)	0:57.98 [4] (0:11.06)	0:46.92 [6] (0:11.51)	0:35.41 [6] (0:11.70)	0:23.71 [6] (0:11.63)	0:12.08 [4] (0:12.08)	3.32L	0:35.41	-3
4	2	<b>ANOTHER PEDRILLE</b> Cody Collis	7	67.3 1000m	0:10.92 1000m	1:12.07 [4] (0:13.89)	0:58.18 [3] (0:10.92)	0:47.26 [3] (0:11.56)	0:35.70 [3] (0:11.50)	0:24.20 [2] (0:11.72)	0:12.48 [2] (0:12.48)	4.16L	0:35.70	+3
5	3	<b>CRYMENOTEARS</b> Michael Rodd	6	66.6 Overall	0:11.01 1000m	1:12.09 [5] (0:13.95)	0:58.14 [5] (0:11.01)	0:47.13 [4] (0:11.52)	0:35.61 [4] (0:11.66)	0:23.95 [4] (0:11.71)	0:12.24 [3] (0:12.24)	4.29L	0:35.61	+5
6	4	<b>MONTE DRIFTER</b> Taylor Marshall	5	66.8 Overall	0:11.19 1000m	1:12.14 [6] (0:14.32)	0:57.82 [10] (0:11.19)	0:46.63 [9] (0:11.37)	0:35.26 [10] (0:11.55)	0:23.71 [8] (0:11.65)	0:12.06 [8] (0:12.06)	4.56L	0:35.26	-2
7	6	<b>ZATTASTAR</b> Dan McGillivray	14	65.2 800m	0:11.18 1000m	1:12.16 [7] (0:14.52)	0:57.64 [11] (0:11.18)	0:46.46 [11] (0:11.42)	0:35.04 [12] (0:11.57)	0:23.47 [12] (0:11.70)	0:11.77 [12] (0:11.77)	4.66L	0:35.04	+4
8	11	<b>CROWN GUINEA</b> Micheal Hellyer	10	64.9 1000m	0:11.18 1000m	1:12.17 [8] (0:14.54)	0:57.63 [12] (0:11.18)	0:46.45 [12] (0:11.38)	0:35.07 [11] (0:11.53)	0:23.54 [11] (0:11.61)	0:11.93 [10] (0:11.93)	4.74L	0:35.07	+0
9	14	<b>SUPER RUPERT</b> Darren Evans	13	67.4 1000m	0:10.96 1000m	1:12.36 [9] (0:14.01)	0:58.35 [6] (0:10.96)	0:47.39 [5] (0:11.54)	0:35.85 [5] (0:11.66)	0:24.19 [5] (0:11.87)	0:12.32 [7] (0:12.32)	5.88L	0:35.85	+7
10	12	<b>SEIRYU</b> Robbie Dolan	4	66.0 1000m	0:11.07 1000m	1:12.44 [10] (0:14.28)	0:58.16 [8] (0:11.07)	0:47.09 [8] (0:11.53)	0:35.56 [8] (0:11.66)	0:23.90 [10] (0:11.55)	0:12.35 [9] (0:12.35)	6.35L	0:35.56	+4

Scratched: Elle Of A Belle (#7), Golden Dubai (#8)



# Ipswich QLD Professional

## Race 5: GORDON'S GIN BENCHMARK 58 Handicap - 1200m

11 July 2024 - 14:18



Track Rating: Soft 5, Weather: Overcast, Rail Position: +6m Entire

Section		Overall	1000m	800m	600m	400m	200m	Last 600m					
Field Times		1:11.36 (0:13.70)	0:57.66 (0:10.92)	0:46.74 (0:11.37)	0:35.37 (0:11.70)	0:23.67 (0:11.59)	0:12.08 (0:12.08)	0:35.37					
Rank	TAB Horse/Jockey	Barrier	Top Speed [km/h]	Fastest Section								Margin	Distance Travelled [m]
11	13 HAYDEN'S REQUEST Stacey Callow	3	67.5 1000m	0:10.98 1000m	1:12.45 [11] (0:13.74)	0:58.71 [2] (0:10.98)	0:47.73 [2] (0:11.51)	0:36.22 [2] (0:11.72)	0:24.50 [3] (0:11.94)	0:12.56 [5] (0:12.56)	6.36L	0:36.22	-1
12	5 SPARKLE MOTION Justin Stanley	8	65.5 800m	0:11.27 1000m	1:12.84 [12] (0:14.32)	0:58.52 [9] (0:11.27)	0:47.25 [10] (0:11.29)	0:35.96 [8] (0:11.58)	0:24.38 [9] (0:11.81)	0:12.57 [11] (0:12.57)	8.71L	0:35.96	+7

Scratched: Elle Of A Belle (#7), Golden Dubai (#8)

[ ] Ranking at each section and finish  
 -:-:-:- No data available at this section  
 NA No data available

SCN Saddle cloth number  
 DNF Did not finish  
 DNT Did not track



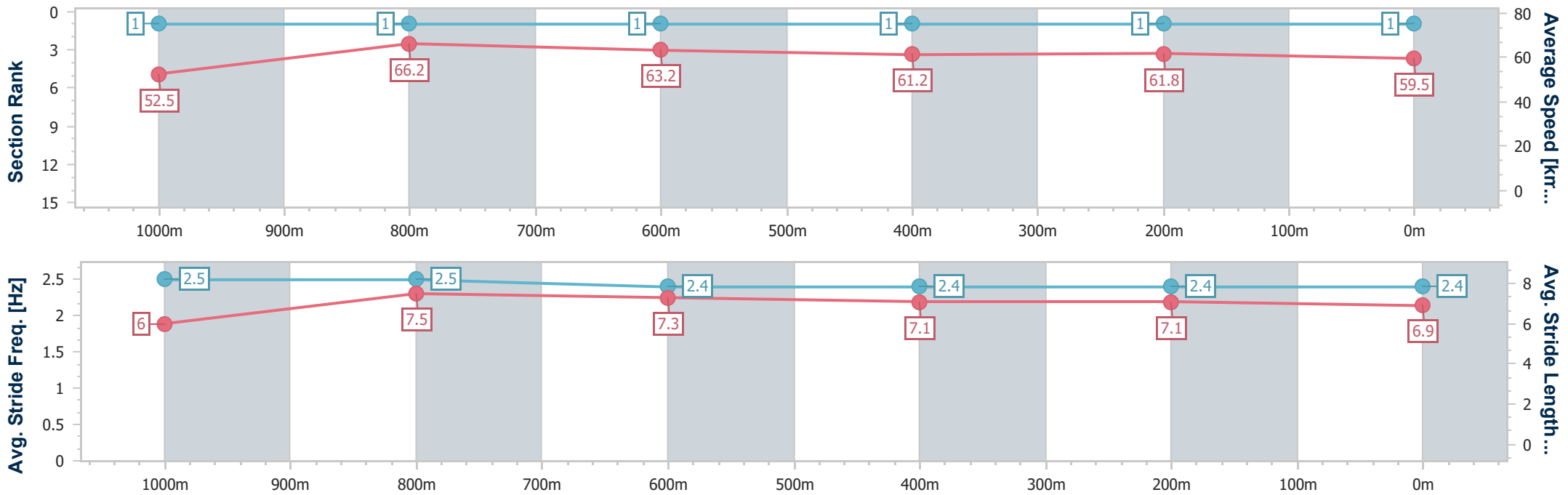
Horse/Jockey Name	Power Flash
Final Rank	1
Fastest Section Time (Section)	0:10.92 (1000m)
Top Speed [km/h] (Section)	67.7 (1000m)
Race State	Finished



Ipswich QLD Professional  
 Race 5: GORDON'S GIN BENCHMARK 58 Handicap - 1200m  
 11 July 2024 - 14:18  
 Track Rating: Soft 5, Weather: Overcast, Rail Position: +6m Entire



Section	Overall	1000m	800m	600m	400m	200m
Section Times	1:11.36 [1] (0:13.70)	0:57.66 [1] (0:10.92)	0:46.74 [1] (0:11.37)	0:35.37 [1] (0:11.70)	0:23.67 [1] (0:11.59)	0:12.08 [1] (0:12.08)
Average Speed [km/h]	52.5	66.2	63.2	61.2	61.8	59.5
Top Speed [km/h]	67.1	67.7	64.5	62.3	62.1	62.1
Avg. Dist. to Rail [m]	7.2	1.3	0.4	1.3	1.4	2.7
Avg. Stride Freq. [Hz]	2.5	2.5	2.4	2.4	2.4	2.4
Avg. Stride Length [m]	6.0	7.5	7.3	7.1	7.1	6.9



- [ ] Ranking at each section and finish
- .-.- No data available at this section
- NA No data available





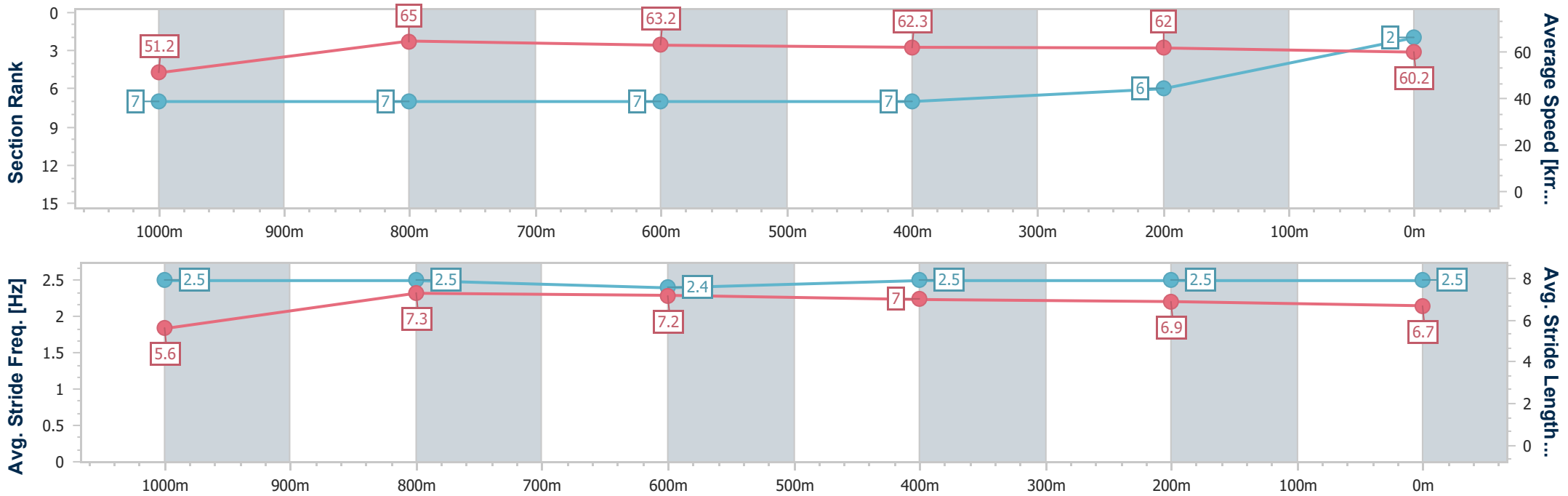
Horse/Jockey Name	Templemore
Final Rank	2
Fastest Section Time (Section)	0:11.11 (1000m)
Top Speed [km/h] (Section)	65.4 (1000m)
Race State	Finished



Ipswich QLD Professional  
 Race 5: GORDON'S GIN BENCHMARK 58 Handicap - 1200m  
 11 July 2024 - 14:18  
 Track Rating: Soft 5, Weather: Overcast, Rail Position: +6m Entire



Section	Overall	1000m	800m	600m	400m	200m
Section Times	1:11.88 [2] (0:14.05)	0:57.83 [7] (0:11.11)	0:46.72 [7] (0:11.49)	0:35.23 [7] (0:11.65)	0:23.58 [7] (0:11.61)	0:11.97 [6]
Average Speed [km/h]	51.2	65.0	63.2	62.3	62.0	60.2
Top Speed [km/h]	65.0	65.4	63.9	62.8	63.2	61.2
Avg. Dist. to Rail [m]	2.7	1.4	1.9	2.0	1.7	4.1
Avg. Stride Freq. [Hz]	2.5	2.5	2.4	2.5	2.5	2.5
Avg. Stride Length [m]	5.6	7.3	7.2	7.0	6.9	6.7



- [ ] Ranking at each section and finish
- .-.- No data available at this section
- NA No data available



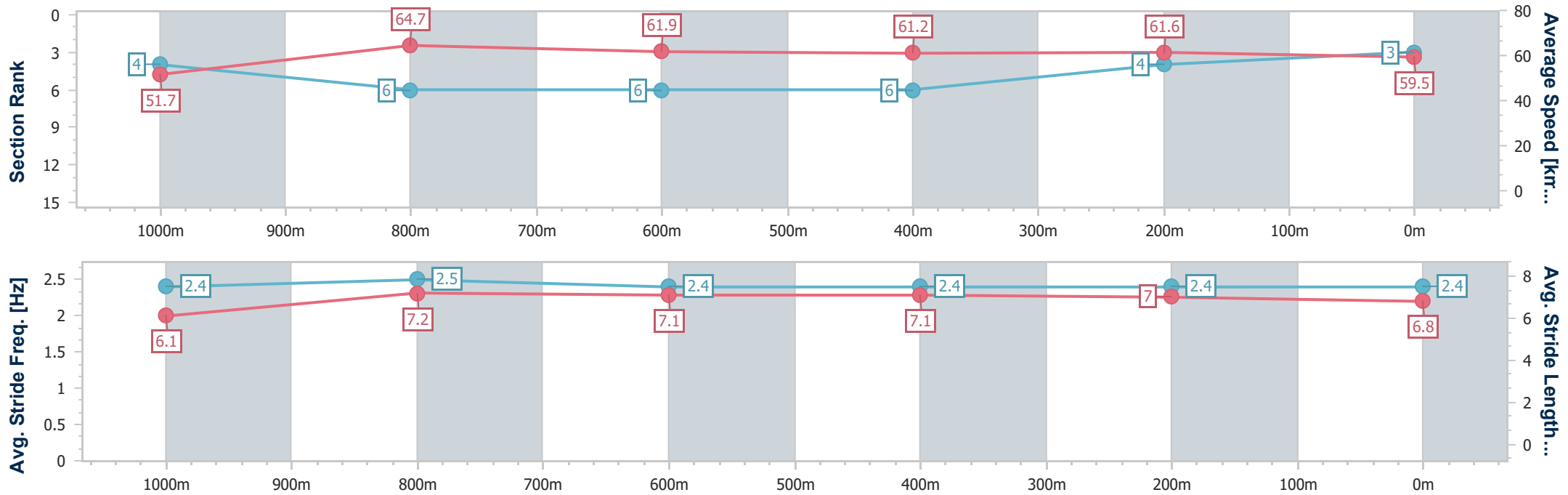
Horse/Jockey Name	Hermanita
Final Rank	3
Fastest Section Time (Section)	0:11.06 (1000m)
Top Speed [km/h] (Section)	66.2 (1000m)
Race State	Finished



Ipswich QLD Professional  
 Race 5: GORDON'S GIN BENCHMARK 58 Handicap - 1200m  
 11 July 2024 - 14:18  
 Track Rating: Soft 5, Weather: Overcast, Rail Position: +6m Entire



Section	Overall	1000m	800m	600m	400m	200m
Section Times	1:11.93 [3] (0:13.95)	0:57.98 [4] (0:11.06)	0:46.92 [6] (0:11.51)	0:35.41 [6] (0:11.70)	0:23.71 [6] (0:11.63)	0:12.08 [4]
Average Speed [km/h]	51.7	64.7	61.9	61.2	61.6	59.5
Top Speed [km/h]	66.1	66.2	63.6	62.3	62.7	62.4
Avg. Dist. to Rail [m]	0.8	2.1	2.6	2.0	1.3	0.8
Avg. Stride Freq. [Hz]	2.4	2.5	2.4	2.4	2.4	2.4
Avg. Stride Length [m]	6.1	7.2	7.1	7.1	7.0	6.8



- [ ] Ranking at each section and finish
- .-.- No data available at this section
- NA No data available



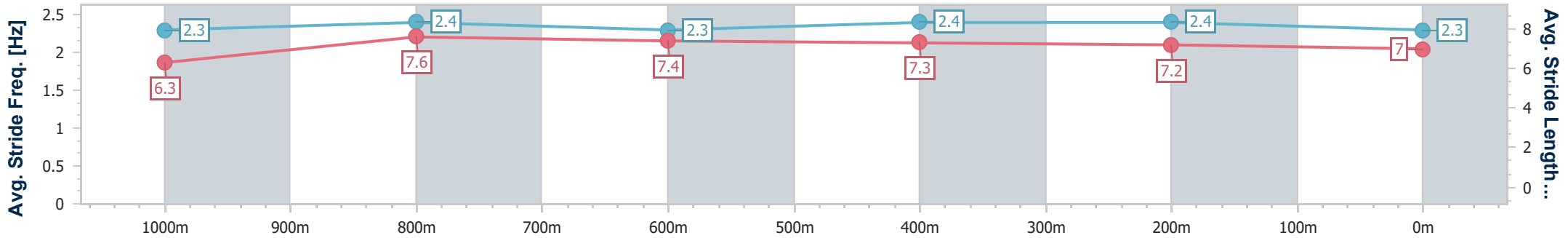
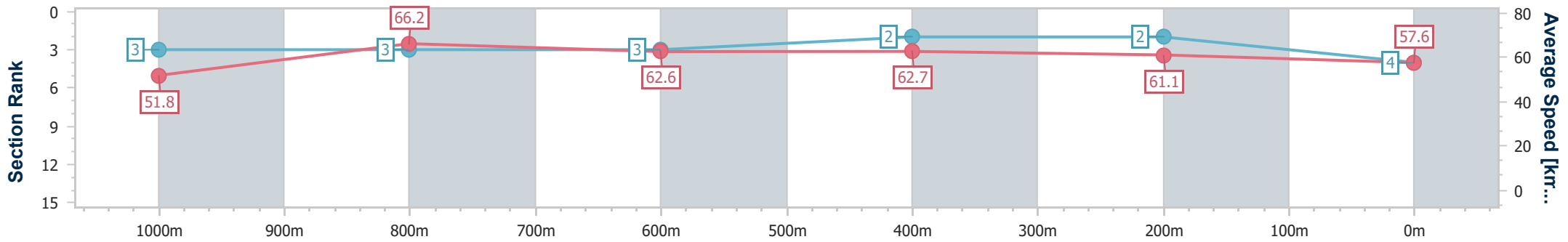
Horse/Jockey Name	Another Pedrille
Final Rank	4
Fastest Section Time (Section)	0:10.92 (1000m)
Top Speed [km/h] (Section)	67.3 (1000m)
Race State	Finished



Ipswich QLD Professional  
 Race 5: GORDON'S GIN BENCHMARK 58 Handicap - 1200m  
 11 July 2024 - 14:18  
 Track Rating: Soft 5, Weather: Overcast, Rail Position: +6m Entire



Section	Overall	1000m	800m	600m	400m	200m
Section Times	1:12.07 [4] (0:13.89)	0:58.18 [3] (0:10.92)	0:47.26 [3] (0:11.56)	0:35.70 [3] (0:11.50)	0:24.20 [2] (0:11.72)	0:12.48 [2] (0:12.48)
Average Speed [km/h]	51.8	66.2	62.6	62.7	61.1	57.6
Top Speed [km/h]	67.3	67.3	65.1	65.1	62.6	60.5
Avg. Dist. to Rail [m]	5.7	1.0	1.4	1.0	1.1	1.9
Avg. Stride Freq. [Hz]	2.3	2.4	2.3	2.4	2.4	2.3
Avg. Stride Length [m]	6.3	7.6	7.4	7.3	7.2	7.0



- [ ] Ranking at each section and finish
- .-.- No data available at this section
- NA No data available



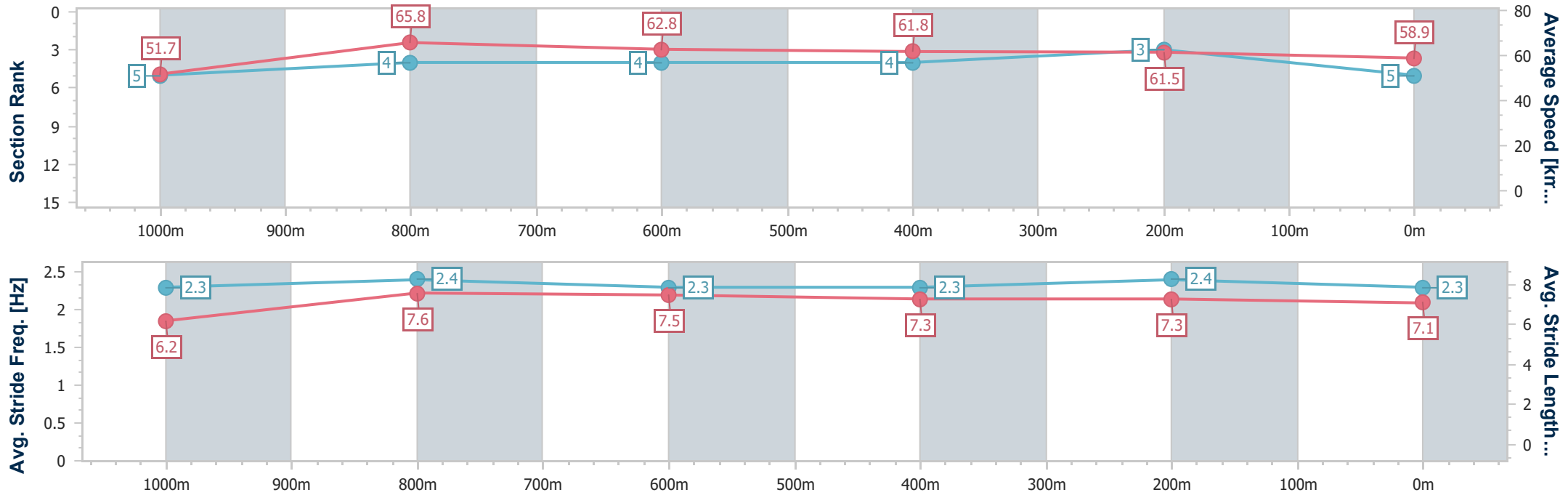
Horse/Jockey Name	Crymenotears
Final Rank	5
Fastest Section Time (Section)	0:11.01 (1000m)
Top Speed [km/h] (Section)	66.6 (Overall)
Race State	Finished



Ipswich QLD Professional  
 Race 5: GORDON'S GIN BENCHMARK 58 Handicap - 1200m  
 11 July 2024 - 14:18  
 Track Rating: Soft 5, Weather: Overcast, Rail Position: +6m Entire



Section	Overall	1000m	800m	600m	400m	200m
Section Times	1:12.09 [5] (0:13.95)	0:58.14 [5] (0:11.01)	0:47.13 [4] (0:11.52)	0:35.61 [4] (0:11.66)	0:23.95 [4] (0:11.71)	0:12.24 [3] (0:12.24)
Average Speed [km/h]	51.7	65.8	62.8	61.8	61.5	58.9
Top Speed [km/h]	66.6	66.5	64.2	62.9	62.4	60.6
Avg. Dist. to Rail [m]	4.5	1.3	1.6	0.9	1.3	3.6
Avg. Stride Freq. [Hz]	2.3	2.4	2.3	2.3	2.4	2.3
Avg. Stride Length [m]	6.2	7.6	7.5	7.3	7.3	7.1



- [ ] Ranking at each section and finish
- .-.- No data available at this section
- NA No data available



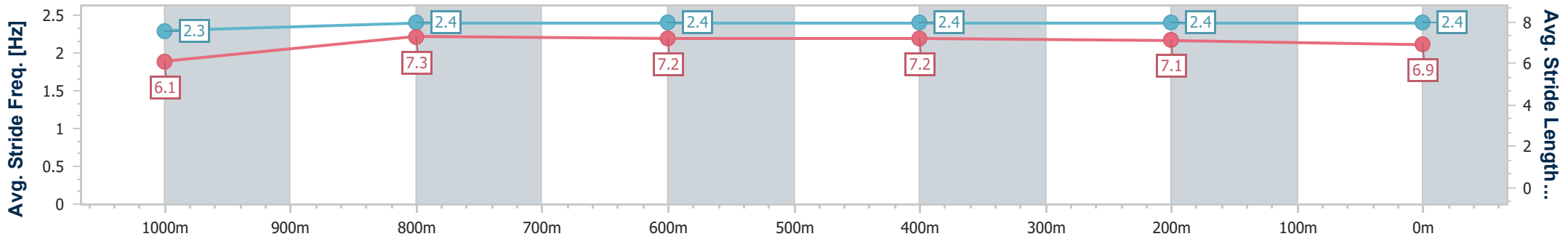
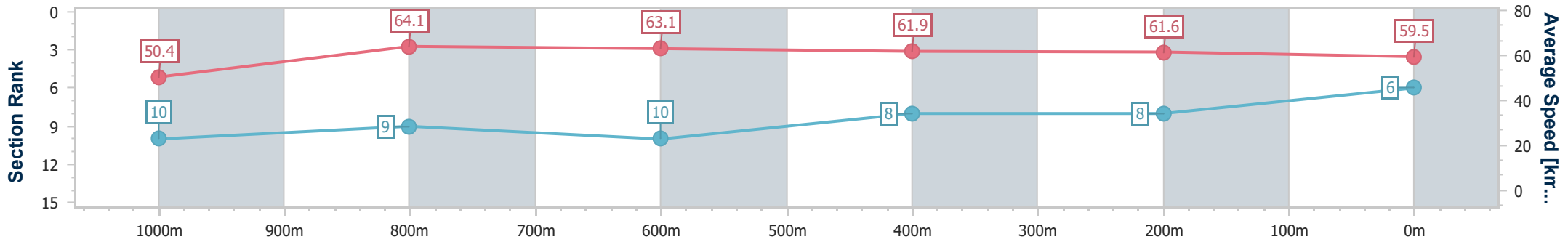
Horse/Jockey Name	Monte Drifter
Final Rank	6
Fastest Section Time (Section)	0:11.19 (1000m)
Top Speed [km/h] (Section)	66.8 (Overall)
Race State	Finished



Ipswich QLD Professional  
 Race 5: GORDON'S GIN BENCHMARK 58 Handicap - 1200m  
 11 July 2024 - 14:18  
 Track Rating: Soft 5, Weather: Overcast, Rail Position: +6m Entire



Section	Overall	1000m	800m	600m	400m	200m
Section Times	1:12.14 [6] (0:14.32)	0:57.82 [10] (0:11.19)	0:46.63 [9] (0:11.37)	0:35.26 [10] (0:11.55)	0:23.71 [8] (0:11.65)	0:12.06 [8] (0:12.06)
Average Speed [km/h]	50.4	64.1	63.1	61.9	61.6	59.5
Top Speed [km/h]	66.8	66.4	64.1	63.3	62.4	62.3
Avg. Dist. to Rail [m]	2.7	0.7	1.3	1.2	1.2	0.7
Avg. Stride Freq. [Hz]	2.3	2.4	2.4	2.4	2.4	2.4
Avg. Stride Length [m]	6.1	7.3	7.2	7.2	7.1	6.9



- [ ] Ranking at each section and finish
- .-.- No data available at this section
- NA No data available



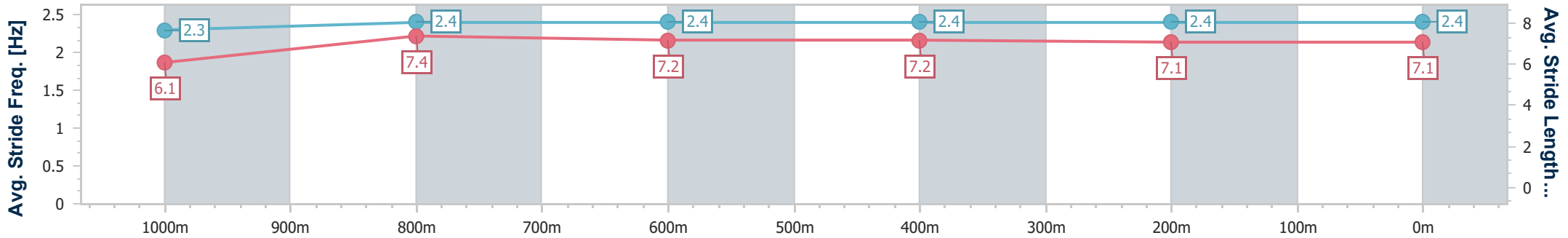
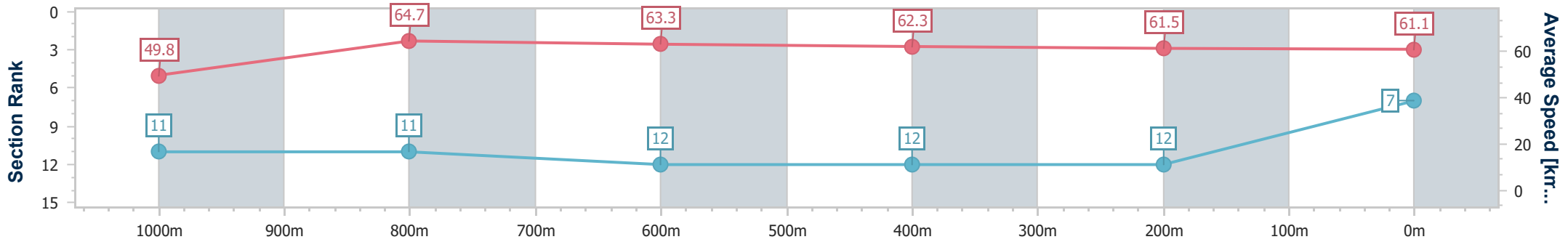
Horse/Jockey Name	Zattastar
Final Rank	7
Fastest Section Time (Section)	0:11.18 (1000m)
Top Speed [km/h] (Section)	65.2 (800m)
Race State	Finished



Ipswich QLD Professional  
 Race 5: GORDON'S GIN BENCHMARK 58 Handicap - 1200m  
 11 July 2024 - 14:18  
 Track Rating: Soft 5, Weather: Overcast, Rail Position: +6m Entire



Section	Overall	1000m	800m	600m	400m	200m
Section Times	1:12.16 [7] (0:14.52)	0:57.64 [11] (0:11.18)	0:46.46 [11] (0:11.42)	0:35.04 [12] (0:11.57)	0:23.47 [12] (0:11.70)	0:11.77 [12] (0:11.77)
Average Speed [km/h]	49.8	64.7	63.3	62.3	61.5	61.1
Top Speed [km/h]	65.1	65.2	65.2	63.4	62.7	62.7
Avg. Dist. to Rail [m]	8.2	1.1	0.7	0.9	2.6	7.2
Avg. Stride Freq. [Hz]	2.3	2.4	2.4	2.4	2.4	2.4
Avg. Stride Length [m]	6.1	7.4	7.2	7.2	7.1	7.1



- [ ] Ranking at each section and finish
- .-.- No data available at this section
- NA No data available



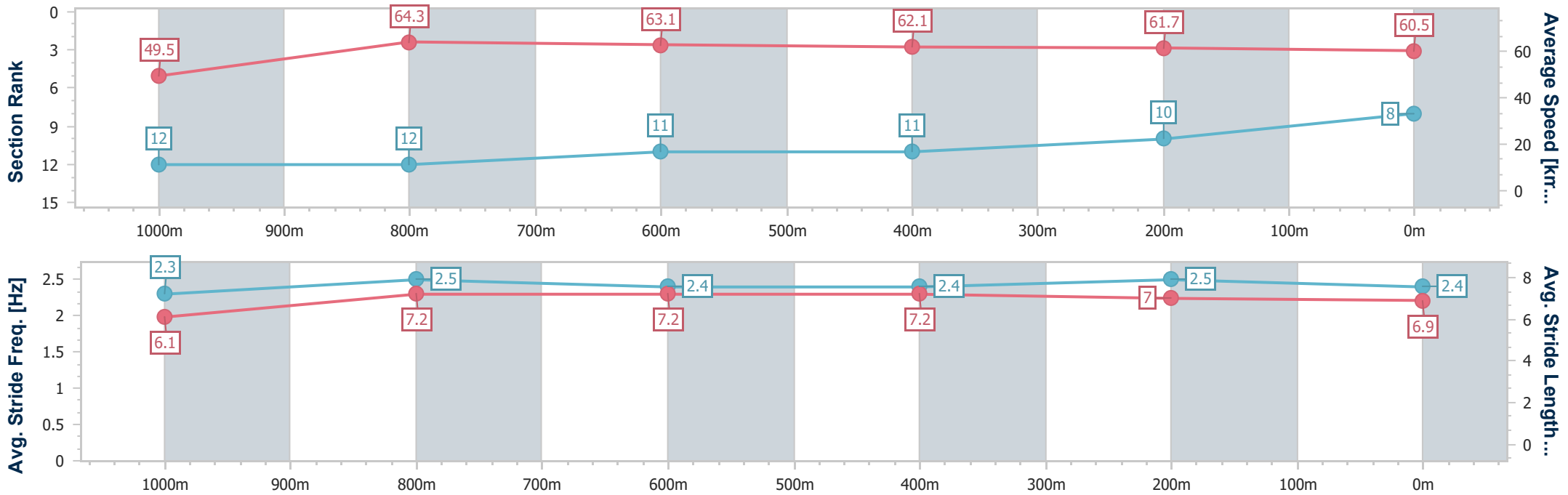
Horse/Jockey Name	Crown Guinea
Final Rank	8
Fastest Section Time (Section)	0:11.18 (1000m)
Top Speed [km/h] (Section)	64.9 (1000m)
Race State	Finished



Ipswich QLD Professional  
 Race 5: GORDON'S GIN BENCHMARK 58 Handicap - 1200m  
 11 July 2024 - 14:18  
 Track Rating: Soft 5, Weather: Overcast, Rail Position: +6m Entire



Section	Overall	1000m	800m	600m	400m	200m
Section Times	1:12.17 [8] (0:14.54)	0:57.63 [12] (0:11.18)	0:46.45 [12] (0:11.38)	0:35.07 [11] (0:11.53)	0:23.54 [11] (0:11.61)	0:11.93 [10] (0:11.93)
Average Speed [km/h]	49.5	64.3	63.1	62.1	61.7	60.5
Top Speed [km/h]	64.4	64.9	64.0	63.4	63.2	62.6
Avg. Dist. to Rail [m]	5.9	0.5	1.0	0.9	1.0	1.4
Avg. Stride Freq. [Hz]	2.3	2.5	2.4	2.4	2.5	2.4
Avg. Stride Length [m]	6.1	7.2	7.2	7.2	7.0	6.9



- [ ] Ranking at each section and finish
- .-.- No data available at this section
- NA No data available



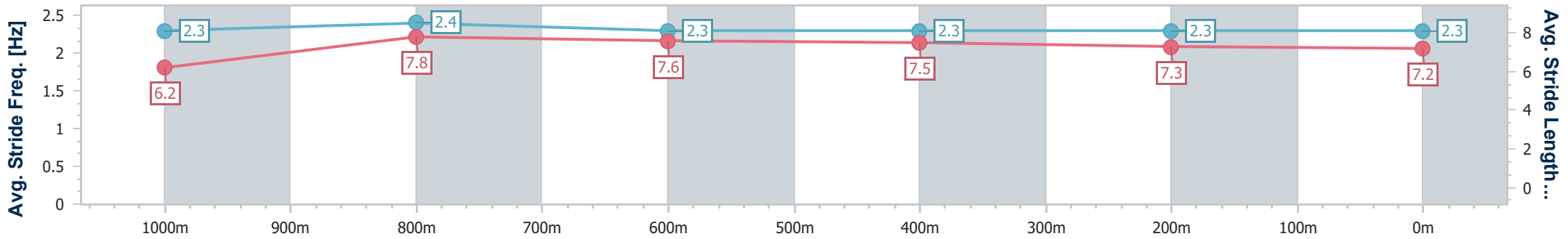
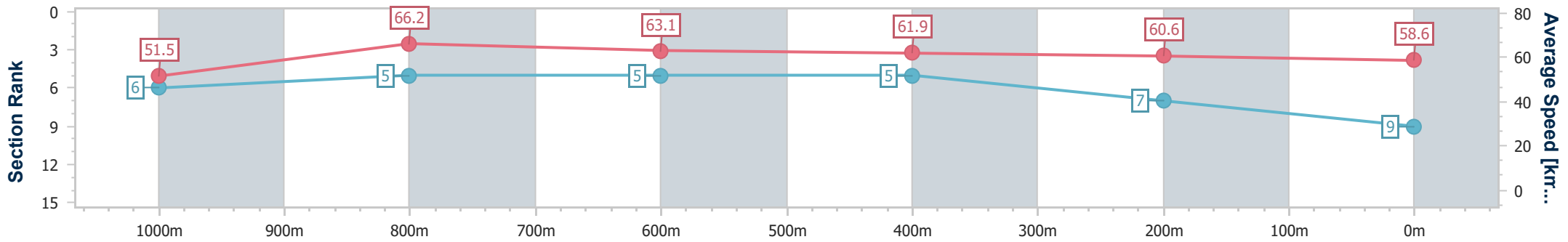
Horse/Jockey Name	Super Rupert
Final Rank	9
Fastest Section Time (Section)	0:10.96 (1000m)
Top Speed [km/h] (Section)	67.4 (1000m)
Race State	Finished



Ipswich QLD Professional  
 Race 5: GORDON'S GIN BENCHMARK 58 Handicap - 1200m  
 11 July 2024 - 14:18  
 Track Rating: Soft 5, Weather: Overcast, Rail Position: +6m Entire



Section	Overall	1000m	800m	600m	400m	200m
Section Times	1:12.36 [9] (0:14.01)	0:58.35 [6] (0:10.96)	0:47.39 [5] (0:11.54)	0:35.85 [5] (0:11.66)	0:24.19 [5] (0:11.87)	0:12.32 [7] (0:12.32)
Average Speed [km/h]	51.5	66.2	63.1	61.9	60.6	58.6
Top Speed [km/h]	66.6	67.4	64.2	62.8	62.2	60.1
Avg. Dist. to Rail [m]	9.6	3.5	2.9	1.5	1.6	4.3
Avg. Stride Freq. [Hz]	2.3	2.4	2.3	2.3	2.3	2.3
Avg. Stride Length [m]	6.2	7.8	7.6	7.5	7.3	7.2



- [ ] Ranking at each section and finish
- .-.- No data available at this section
- NA No data available





Horse/Jockey Name	Seiryu
Final Rank	10
Fastest Section Time (Section)	0:11.07 (1000m)
Top Speed [km/h] (Section)	66.0 (1000m)
Race State	Finished



### Ipswich QLD Professional

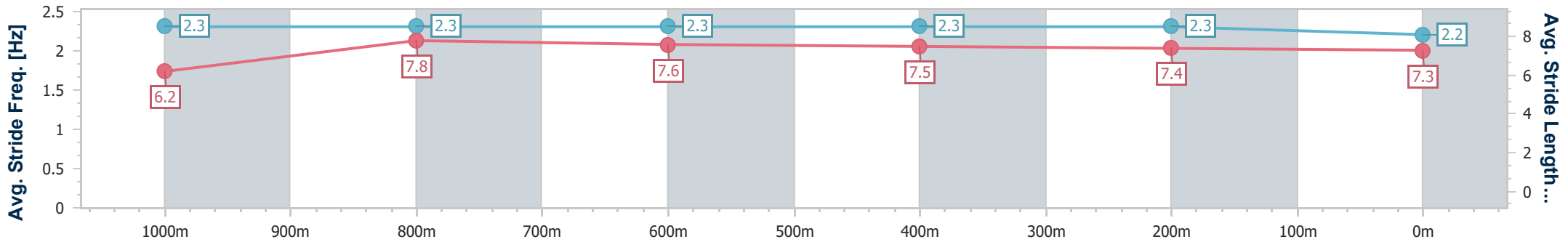
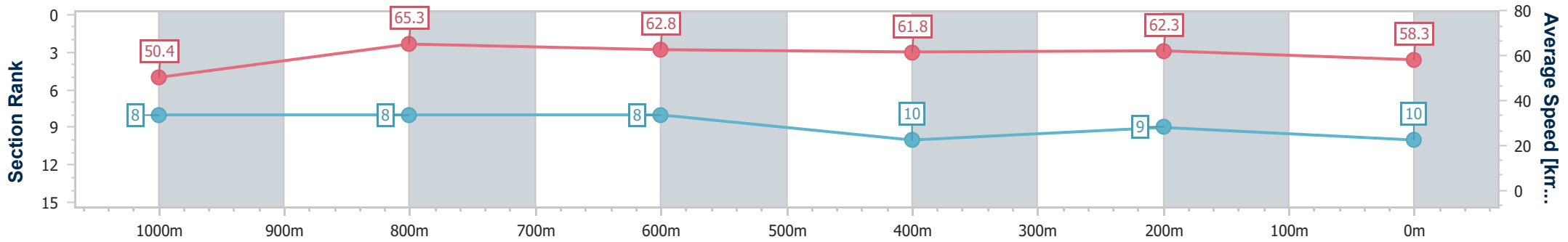
Race 5: GORDON'S GIN BENCHMARK 58 Handicap - 1200m

11 July 2024 - 14:18



Track Rating: Soft 5, Weather: Overcast, Rail Position: +6m Entire

Section	Overall	1000m	800m	600m	400m	200m
Section Times	1:12.44 [10] (0:14.28)	0:58.16 [8] (0:11.07)	0:47.09 [8] (0:11.53)	0:35.56 [8] (0:11.66)	0:23.90 [10] (0:11.55)	0:12.35 [9] (0:12.35)
Average Speed [km/h]	50.4	65.3	62.8	61.8	62.3	58.3
Top Speed [km/h]	65.7	66.0	64.7	63.2	63.9	62.9
Avg. Dist. to Rail [m]	3.4	0.8	1.1	1.1	1.2	3.0
Avg. Stride Freq. [Hz]	2.3	2.3	2.3	2.3	2.3	2.2
Avg. Stride Length [m]	6.2	7.8	7.6	7.5	7.4	7.3



- [ ] Ranking at each section and finish
- .-.- No data available at this section
- NA No data available



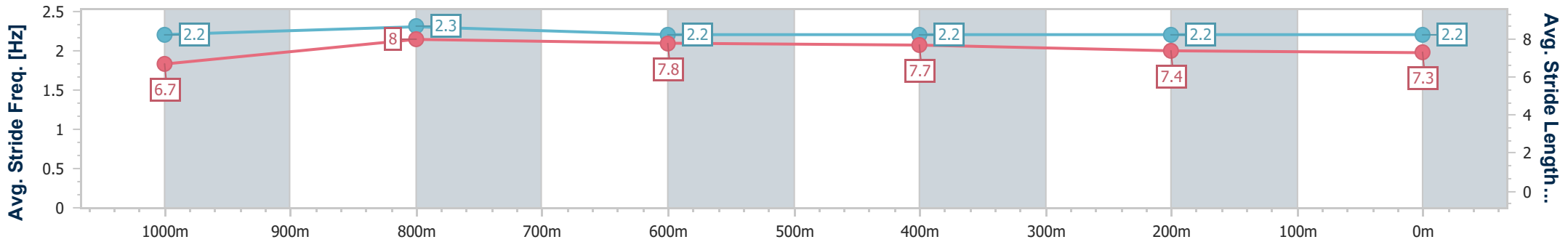
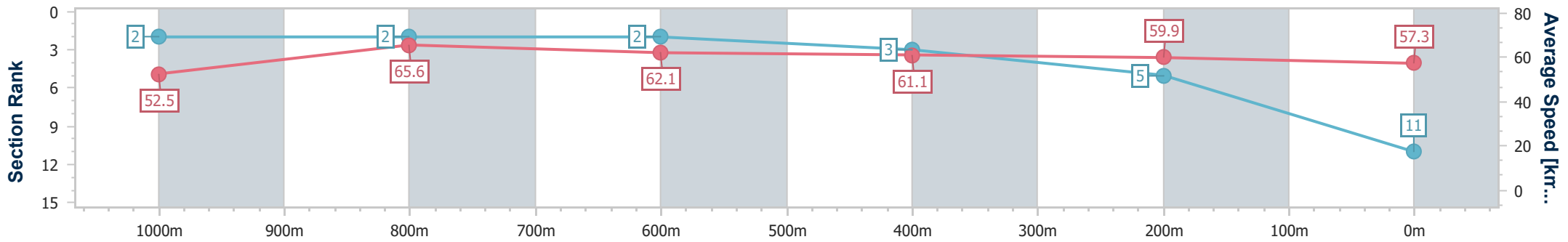
Horse/Jockey Name	Hayden's Request
Final Rank	11
Fastest Section Time (Section)	0:10.98 (1000m)
Top Speed [km/h] (Section)	67.5 (1000m)
Race State	Finished



Ipswich QLD Professional  
 Race 5: GORDON'S GIN BENCHMARK 58 Handicap - 1200m  
 11 July 2024 - 14:18  
 Track Rating: Soft 5, Weather: Overcast, Rail Position: +6m Entire



Section	Overall	1000m	800m	600m	400m	200m
Section Times	1:12.45 [11] (0:13.74)	0:58.71 [2] (0:10.98)	0:47.73 [2] (0:11.51)	0:36.22 [2] (0:11.72)	0:24.50 [3] (0:11.94)	0:12.56 [5] (0:12.56)
Average Speed [km/h]	52.5	65.6	62.1	61.1	59.9	57.3
Top Speed [km/h]	67.0	67.5	63.7	62.9	60.8	59.8
Avg. Dist. to Rail [m]	3.3	0.4	0.8	1.2	1.9	1.6
Avg. Stride Freq. [Hz]	2.2	2.3	2.2	2.2	2.2	2.2
Avg. Stride Length [m]	6.7	8.0	7.8	7.7	7.4	7.3



- [ ] Ranking at each section and finish
- .-.- No data available at this section
- NA No data available



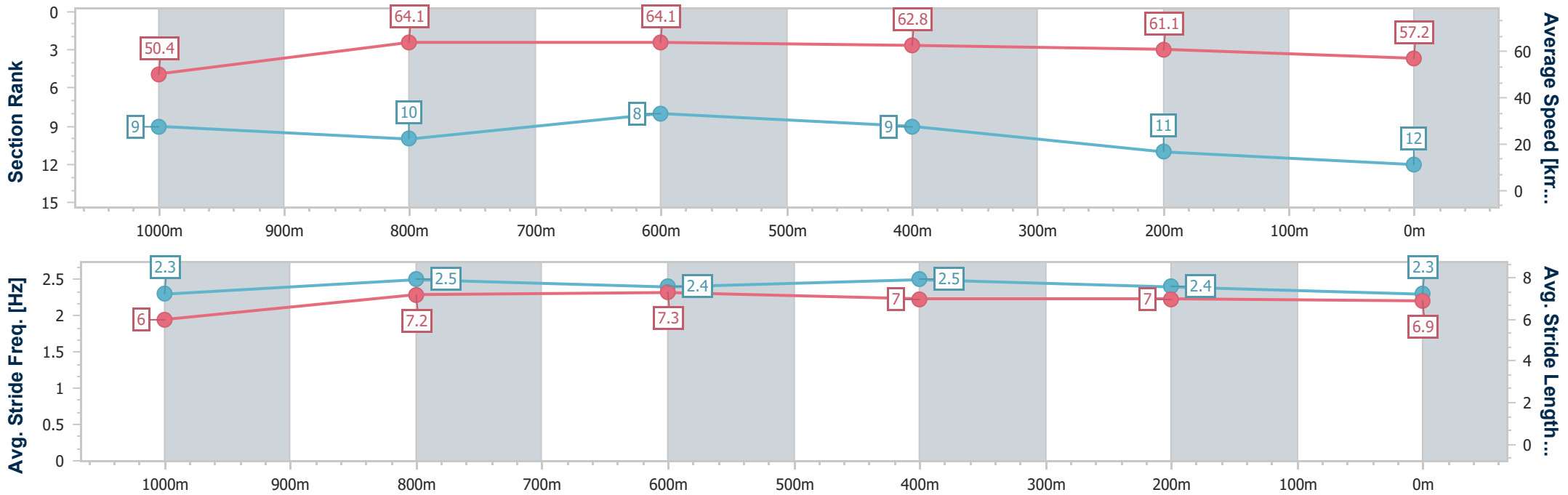
Horse/Jockey Name	Sparkle Motion
Final Rank	12
Fastest Section Time (Section)	0:11.27 (1000m)
Top Speed [km/h] (Section)	65.5 (800m)
Race State	Finished



Ipswich QLD Professional  
 Race 5: GORDON'S GIN BENCHMARK 58 Handicap - 1200m  
 11 July 2024 - 14:18  
 Track Rating: Soft 5, Weather: Overcast, Rail Position: +6m Entire



Section	Overall	1000m	800m	600m	400m	200m
Section Times	1:12.84 [12] (0:14.32)	0:58.52 [9] (0:11.27)	0:47.25 [10] (0:11.29)	0:35.96 [8] (0:11.58)	0:24.38 [9] (0:11.81)	0:12.57 [11] (0:12.57)
Average Speed [km/h]	50.4	64.1	64.1	62.8	61.1	57.2
Top Speed [km/h]	65.1	64.9	65.5	64.0	63.1	60.5
Avg. Dist. to Rail [m]	6.0	1.6	1.2	2.0	2.1	3.3
Avg. Stride Freq. [Hz]	2.3	2.5	2.4	2.5	2.4	2.3
Avg. Stride Length [m]	6.0	7.2	7.3	7.0	7.0	6.9



- [ ] Ranking at each section and finish
- .-.- No data available at this section
- NA No data available

Track Rating: Soft 5, Weather: Overcast, Rail Position: +6m Entire

Section		Overall	1200m	1000m	800m	600m	400m	Last 600m				
Field Times		1:20.93 (0:11.22)	1:09.71 (0:10.80)	0:58.91 (0:11.17)	0:47.74 (0:11.60)	0:36.14 (0:12.18)	0:23.96 (0:11.90)	0:36.14				
Rank	TAB Horse/Jockey	Barrier	Top Speed [km/h]	Fastest Section	Distance Travelled [m]							
1	2 THE CATCH Rikki Jamieson	9	67.1 1000m	0:10.96 1000m	1:20.93 [1] (0:12.02)	1:08.91 [5] (0:11.15)	0:57.76 [5] (0:10.96)	0:46.80 [5] (0:11.39)	0:35.41 [5] (0:11.65)	0:23.76 [4] (0:11.72)	0:35.41	
2	5 SLEIGH QUEEN Kyle Wilson-Taylor	1	65.3 1200m	0:11.18 1200m	1:21.25 [2] (0:11.47)	1:09.78 [3] (0:11.18)	0:58.60 [3] (0:11.32)	0:47.28 [3] (0:11.46)	0:35.82 [4] (0:11.63)	0:24.19 [3] (0:11.81)	0:35.82	-4
3	3 COOL ENCOUNTER Cody Collis	4	66.4 1000m	0:11.00 1000m	1:21.71 [3] (0:11.78)	1:09.93 [4] (0:11.28)	0:58.65 [4] (0:11.00)	0:47.65 [4] (0:11.32)	0:36.33 [3] (0:11.79)	0:24.54 [5] (0:12.48)	0:36.33	-4
4	9 ABB ROY Micheal Hellyer	10	67.7 1200m	0:10.93 1200m	1:22.60 [4] (0:11.22)	1:11.38 [1] (0:10.93)	1:00.45 [2] (0:11.36)	0:49.09 [2] (0:11.57)	0:37.52 [2] (0:11.97)	0:25.55 [2] (0:12.45)	0:37.52	-2
5	10 MISS HELMUT Montanna Savva	8	67.5 1200m	0:10.75 1200m	1:23.11 [5] (0:11.27)	1:11.84 [2] (0:10.75)	1:01.09 [1] (0:11.17)	0:49.92 [1] (0:11.60)	0:38.32 [1] (0:12.18)	0:26.14 [1] (0:12.86)	0:38.32	-4
6	8 VANA STAR Luke Miller	5	65.6 1200m	0:11.06 1000m	1:23.42 [6] (0:12.23)	1:11.19 [6] (0:11.08)	1:00.11 [6] (0:11.06)	0:49.05 [6] (0:11.48)	0:37.57 [6] (0:12.05)	0:25.52 [6] (0:12.52)	0:37.57	-5

Scratched: Thankful Heart (#6), Confusion (#7), Go Wandji (#1), I Am Lethal (#4)



Ipswich QLD Professional  
 Race 6: SEVEN NEWS OPEN Handicap - 1350m  
 11 July 2024 - 14:59



Track Rating: Soft 5, Weather: Overcast, Rail Position: +6m Entire

Section							200m			Last 600m
Field Times							0:12.06 (0:12.06)			0:36.14
Rank	TAB	Horse/Jockey	Barrier	Top Speed [km/h]	Fastest Section	Margin			Distance Travelled [m]	
1	2	<b>THE CATCH</b> Rikki Jamieson	9	67.1 1000m	0:10.96 1000m	0:12.04 [2] (0:12.04)	1:20.93		0:35.41	
2	5	<b>SLEIGH QUEEN</b> Kyle Wilson-Taylor	1	65.3 1200m	0:11.18 1200m	0:12.38 [1] (0:12.38)	1.86L		0:35.82 -4	
3	3	<b>COOL ENCOUNTER</b> Cody Collis	4	66.4 1000m	0:11.00 1000m	0:12.06 [4] (0:12.06)	4.56L		0:36.33 -4	
4	9	<b>ABB ROY</b> Micheal Hellyer	10	67.7 1200m	0:10.93 1200m	0:13.10 [3] (0:13.10)	9.8L		0:37.52 -2	
5	10	<b>MISS HELMUT</b> Montanna Savva	8	67.5 1200m	0:10.75 1200m	0:13.28 [5] (0:13.28)	12.77L		0:38.32 -4	
6	8	<b>VANA STAR</b> Luke Miller	5	65.6 1200m	0:11.06 1000m	0:13.00 [6] (0:13.00)	14.61L		0:37.57 -5	

Scratched: Thankful Heart (#6), Confusion (#7), Go Wandji (#1), I Am Lethal (#4)



Horse/Jockey Name	The Catch
Final Rank	1
Fastest Section Time (Section)	0:10.96 (1000m)
Top Speed [km/h] (Section)	67.1 (1000m)
Race State	Finished

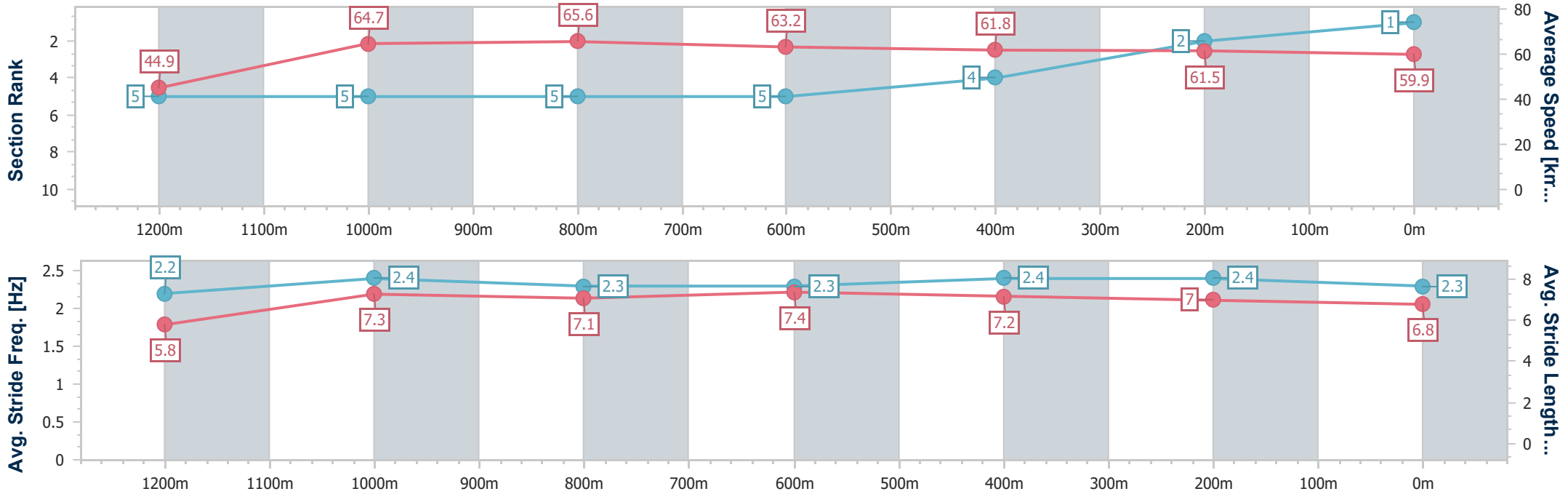


Ipswich QLD Professional  
Race 6: SEVEN NEWS OPEN Handicap - 1350m



11 July 2024 - 14:59  
Track Rating: Soft 5, Weather: Overcast, Rail Position: +6m Entire

Section	Overall	1200m	1000m	800m	600m	400m	200m
Section Times	1:20.93 [1] (0:12.02)	1:08.91 [5] (0:11.15)	0:57.76 [5] (0:10.96)	0:46.80 [5] (0:11.39)	0:35.41 [5] (0:11.65)	0:23.76 [4] (0:11.72)	0:12.04 [2]
Average Speed [km/h]	44.9	64.7	65.6	63.2	61.8	61.5	59.9
Top Speed [km/h]	61.5	66.7	67.1	64.4	63.6	62.3	62.3
Avg. Dist. to Rail [m]	2.3	1.1	0.4	0.1	0.4	1.2	1.7
Avg. Stride Freq. [Hz]	2.2	2.4	2.3	2.3	2.4	2.4	2.3
Avg. Stride Length [m]	5.8	7.3	7.1	7.4	7.2	7.0	6.8



- [ ] Ranking at each section and finish
- .-.- No data available at this section
- NA No data available



Horse/Jockey Name	Sleigh Queen
Final Rank	2
Fastest Section Time (Section)	0:11.18 (1200m)
Top Speed [km/h] (Section)	65.3 (1200m)
Race State	Finished



### Ipswich QLD Professional

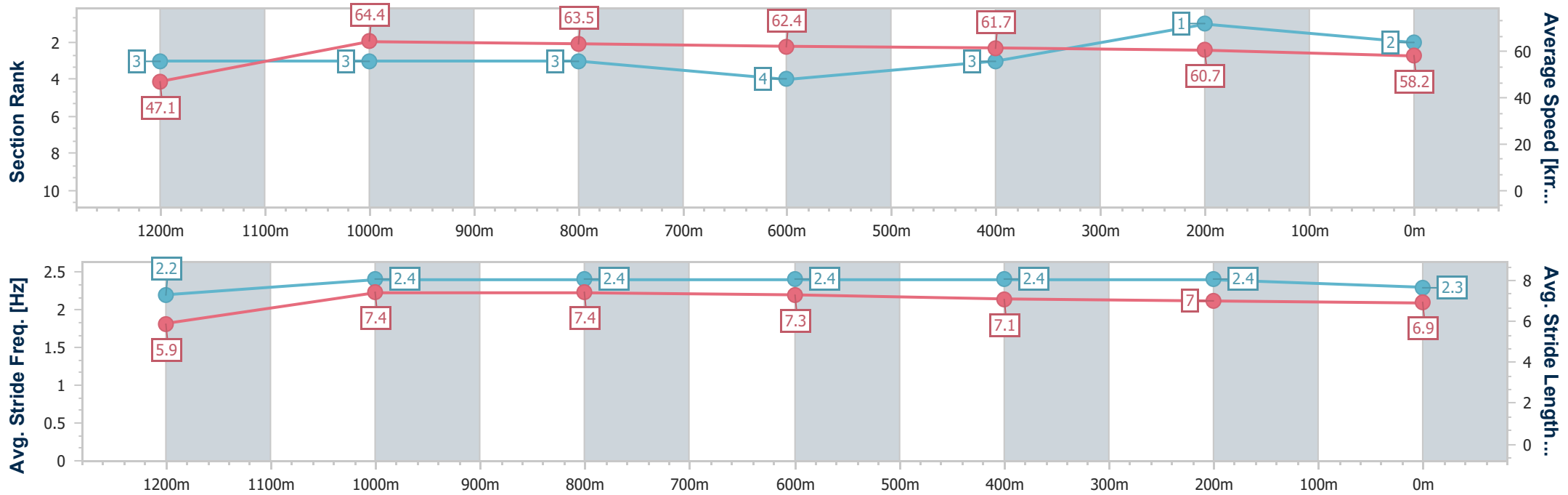
Race 6: SEVEN NEWS OPEN Handicap - 1350m

11 July 2024 - 14:59



Track Rating: Soft 5, Weather: Overcast, Rail Position: +6m Entire

Section	Overall	1200m	1000m	800m	600m	400m	200m
Section Times	1:21.25 [2] (0:11.47)	1:09.78 [3] (0:11.18)	0:58.60 [3] (0:11.32)	0:47.28 [3] (0:11.46)	0:35.82 [4] (0:11.63)	0:24.19 [3] (0:11.81)	0:12.38 [1] (0:12.38)
Average Speed [km/h]	47.1	64.4	63.5	62.4	61.7	60.7	58.2
Top Speed [km/h]	62.0	65.3	64.4	64.3	63.4	62.0	61.3
Avg. Dist. to Rail [m]	1.5	0.7	0.3	0.9	0.8	1.8	0.9
Avg. Stride Freq. [Hz]	2.2	2.4	2.4	2.4	2.4	2.4	2.3
Avg. Stride Length [m]	5.9	7.4	7.4	7.3	7.1	7.0	6.9



- [ ] Ranking at each section and finish
- .-.- No data available at this section
- NA No data available



Horse/Jockey Name	Cool Encounter
Final Rank	3
Fastest Section Time (Section)	0:11.00 (1000m)
Top Speed [km/h] (Section)	66.4 (1000m)
Race State	Finished



### Ipswich QLD Professional

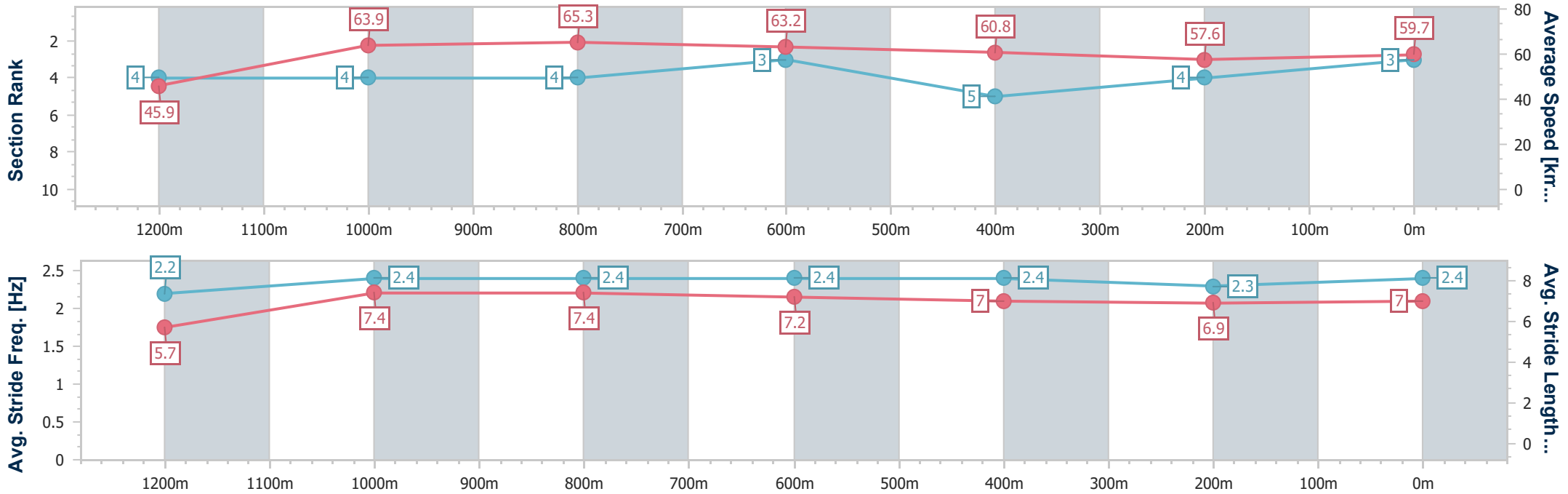
Race 6: SEVEN NEWS OPEN Handicap - 1350m

11 July 2024 - 14:59



Track Rating: Soft 5, Weather: Overcast, Rail Position: +6m Entire

Section	Overall	1200m	1000m	800m	600m	400m	200m
Section Times	1:21.71 [3] (0:11.78)	1:09.93 [4] (0:11.28)	0:58.65 [4] (0:11.00)	0:47.65 [4] (0:11.32)	0:36.33 [3] (0:11.79)	0:24.54 [5] (0:12.48)	0:12.06 [4] (0:12.06)
Average Speed [km/h]	45.9	63.9	65.3	63.2	60.8	57.6	59.7
Top Speed [km/h]	61.2	65.4	66.4	64.5	63.0	60.8	60.8
Avg. Dist. to Rail [m]	0.7	0.4	0.7	1.4	0.8	1.3	2.3
Avg. Stride Freq. [Hz]	2.2	2.4	2.4	2.4	2.4	2.3	2.4
Avg. Stride Length [m]	5.7	7.4	7.4	7.2	7.0	6.9	7.0



- [ ] Ranking at each section and finish
- .-.- No data available at this section
- NA No data available





Horse/Jockey Name	Abb Roy
Final Rank	4
Fastest Section Time (Section)	0:10.93 (1200m)
Top Speed [km/h] (Section)	67.7 (1200m)
Race State	Finished



### Ipswich QLD Professional

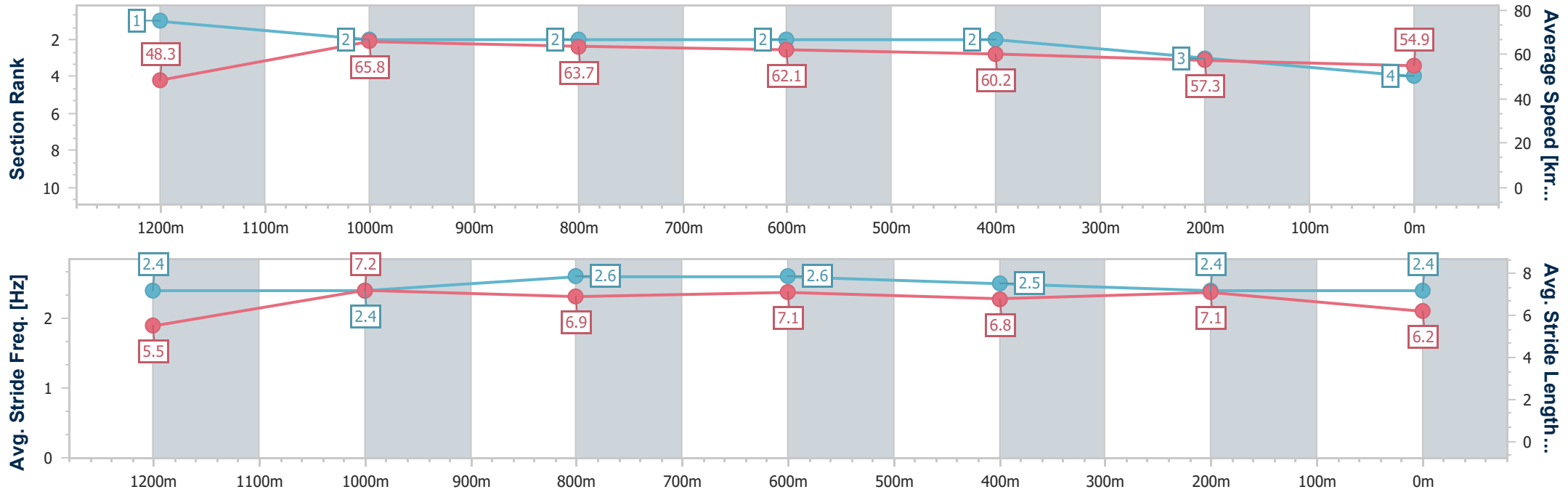
Race 6: SEVEN NEWS OPEN Handicap - 1350m

11 July 2024 - 14:59



Track Rating: Soft 5, Weather: Overcast, Rail Position: +6m Entire

Section	Overall	1200m	1000m	800m	600m	400m	200m
Section Times	1:22.60 [4] (0:11.22)	1:11.38 [1] (0:10.93)	1:00.45 [2] (0:11.36)	0:49.09 [2] (0:11.57)	0:37.52 [2] (0:11.97)	0:25.55 [2] (0:12.45)	0:13.10 [3] (0:13.10)
Average Speed [km/h]	48.3	65.8	63.7	62.1	60.2	57.3	54.9
Top Speed [km/h]	66.2	67.7	64.6	63.7	61.7	58.6	57.4
Avg. Dist. to Rail [m]	3.6	2.2	0.8	0.2	0.5	0.9	0.5
Avg. Stride Freq. [Hz]	2.4	2.4	2.6	2.6	2.5	2.4	2.4
Avg. Stride Length [m]	5.5	7.2	6.9	7.1	6.8	7.1	6.2



- [ ] Ranking at each section and finish
- .-.- No data available at this section
- NA No data available



Horse/Jockey Name	Miss Helmut
Final Rank	5
Fastest Section Time (Section)	0:10.75 (1200m)
Top Speed [km/h] (Section)	67.5 (1200m)
Race State	Finished



### Ipswich QLD Professional

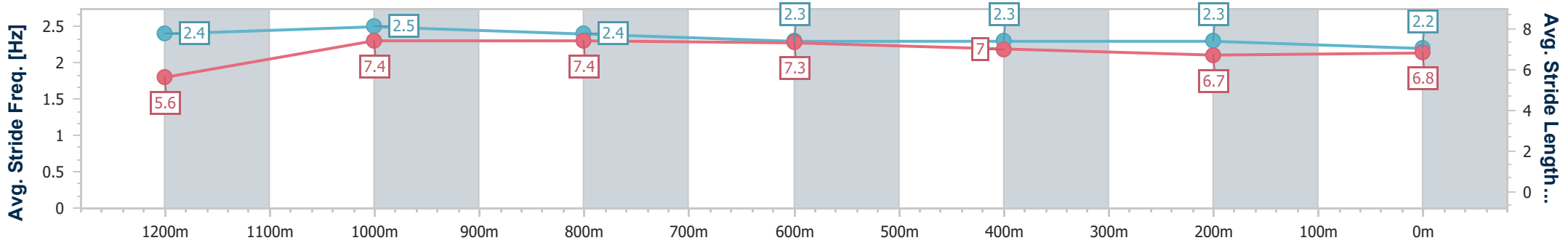
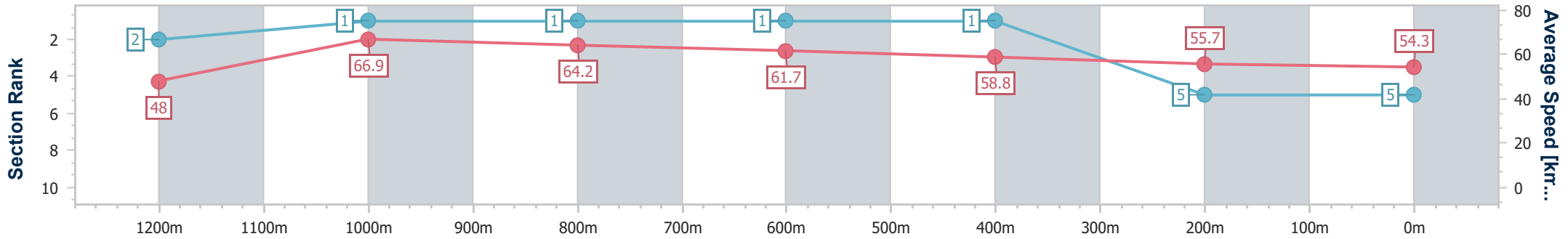
Race 6: SEVEN NEWS OPEN Handicap - 1350m

11 July 2024 - 14:59



Track Rating: Soft 5, Weather: Overcast, Rail Position: +6m Entire

Section	Overall	1200m	1000m	800m	600m	400m	200m
Section Times	1:23.11 [5] (0:11.27)	1:11.84 [2] (0:10.75)	1:01.09 [1] (0:11.17)	0:49.92 [1] (0:11.60)	0:38.32 [1] (0:12.18)	0:26.14 [1] (0:12.86)	0:13.28 [5] (0:13.28)
Average Speed [km/h]	48.0	66.9	64.2	61.7	58.8	55.7	54.3
Top Speed [km/h]	67.1	67.5	65.6	63.0	60.2	56.8	55.7
Avg. Dist. to Rail [m]	1.7	0.5	0.9	1.3	1.5	0.8	0.5
Avg. Stride Freq. [Hz]	2.4	2.5	2.4	2.3	2.3	2.3	2.2
Avg. Stride Length [m]	5.6	7.4	7.4	7.3	7.0	6.7	6.8



- [ ] Ranking at each section and finish
- .-.- No data available at this section
- NA No data available



Horse/Jockey Name	Vana Star
Final Rank	6
Fastest Section Time (Section)	0:11.06 (1000m)
Top Speed [km/h] (Section)	65.6 (1200m)
Race State	Finished



### Ipswich QLD Professional

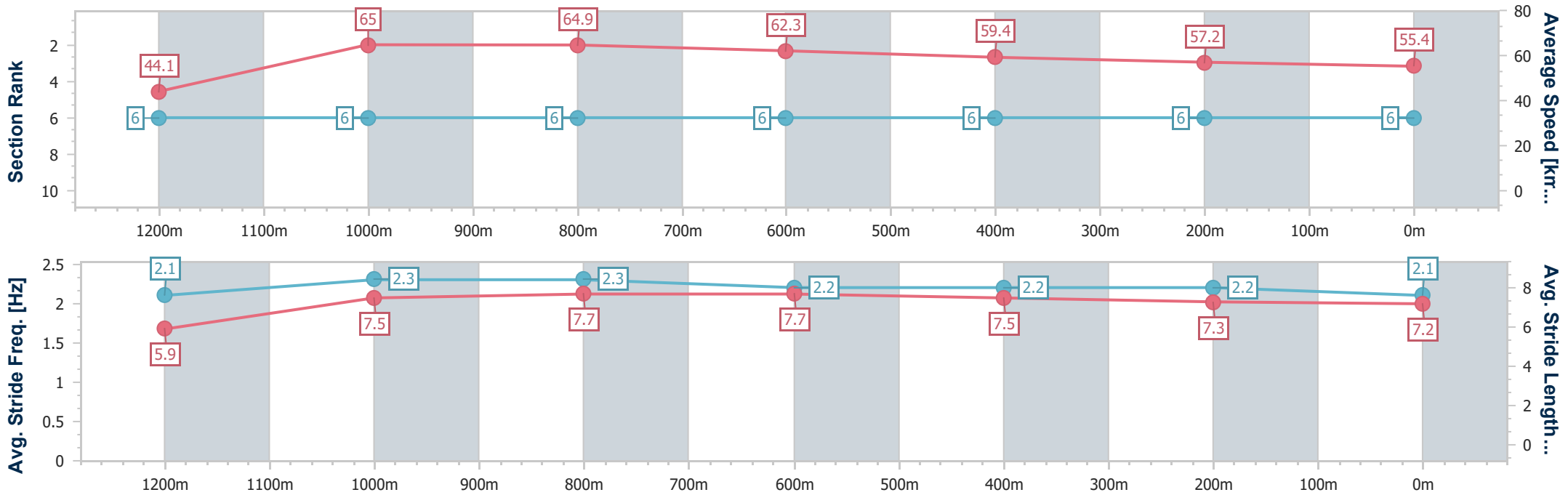
Race 6: SEVEN NEWS OPEN Handicap - 1350m

11 July 2024 - 14:59



Track Rating: Soft 5, Weather: Overcast, Rail Position: +6m Entire

Section	Overall	1200m	1000m	800m	600m	400m	200m
Section Times	1:23.42 [6] (0:12.23)	1:11.19 [6] (0:11.08)	1:00.11 [6] (0:11.06)	0:49.05 [6] (0:11.48)	0:37.57 [6] (0:12.05)	0:25.52 [6] (0:12.52)	0:13.00 [6] (0:13.00)
Average Speed [km/h]	44.1	65.0	64.9	62.3	59.4	57.2	55.4
Top Speed [km/h]	62.5	65.6	65.5	64.3	61.0	58.4	57.6
Avg. Dist. to Rail [m]	1.5	0.8	1.0	1.8	1.4	1.3	2.5
Avg. Stride Freq. [Hz]	2.1	2.3	2.3	2.2	2.2	2.2	2.1
Avg. Stride Length [m]	5.9	7.5	7.7	7.7	7.5	7.3	7.2



- [ ] Ranking at each section and finish
- .-.- No data available at this section
- NA No data available

Track Rating: Soft 5, Weather: Overcast, Rail Position: +6m Entire

Section		Overall	2000m	1800m	1600m	1400m	1200m	1000m	Last 600m				
Field Times		2:17.32 (0:13.33)	2:03.99 (0:11.13)	1:52.86 (0:11.96)	1:40.90 (0:13.05)	1:27.85 (0:13.11)	1:14.74 (0:12.80)	1:01.94 (0:12.84)	0:36.65				
Rank	TAB Horse/Jockey	Barrier	Top Speed [km/h]	Fastest Section									Distance Travelled [m]
1	12 <b>FLAMINGO BEACH</b> Georgina Cartwright	18	65.3 2000m	0:11.09 2000m	2:17.32 [1] (0:13.51)	2:03.81 [6] (0:11.09)	1:52.72 [2] (0:11.82)	1:40.90 [1] (0:13.05)	1:27.85 [1] (0:13.13)	1:14.72 [2] (0:12.94)	1:01.78 [2] (0:12.82)	0:36.65	
2	2 <b>KNEZE</b> Paul Hamblin	12	64.2 2000m	0:11.48 2000m	2:17.84 [2] (0:13.47)	2:04.37 [4] (0:11.48)	1:52.89 [6] (0:12.18)	1:40.71 [6] (0:12.95)	1:27.76 [5] (0:13.10)	1:14.66 [5] (0:12.82)	1:01.84 [5] (0:12.58)	0:36.88	+7
3	11 <b>DARK THINKER</b> Jag Guthmann-Chester	13	65.8 2000m	0:11.22 2000m	2:17.98 [3] (0:13.42)	2:04.56 [3] (0:11.22)	1:53.34 [3] (0:12.05)	1:41.29 [3] (0:13.13)	1:28.16 [3] (0:13.14)	1:15.02 [3] (0:12.87)	1:02.15 [3] (0:12.81)	0:37.05	-1
4	15 <b>BRAVE BOY</b> Danny Peisley	9	64.6 2000m	0:11.49 2000m	2:18.21 [4] (0:13.56)	2:04.65 [7] (0:11.49)	1:53.16 [7] (0:12.13)	1:41.03 [7] (0:13.14)	1:27.89 [8] (0:13.19)	1:14.70 [9] (0:12.86)	1:01.84 [9] (0:12.60)	0:37.02	+2
5	7 <b>DON QUIXOTE</b> Jake Bayliss	6	62.8 2000m	0:11.61 2000m	2:18.24 [5] (0:13.57)	2:04.67 [8] (0:11.61)	1:53.06 [9] (0:12.33)	1:40.73 [9] (0:13.08)	1:27.65 [10] (0:13.12)	1:14.53 [11] (0:12.87)	1:01.66 [10] (0:12.41)	0:36.88	+7
6	8 <b>A DIME APPROACH</b> Micheal Hellyer	10	66.0 Overall	0:11.28 2000m	2:18.29 [6] (0:13.50)	2:04.79 [5] (0:11.28)	1:53.51 [5] (0:12.20)	1:41.31 [5] (0:13.16)	1:28.15 [6] (0:13.14)	1:15.01 [6] (0:12.79)	1:02.22 [6] (0:12.70)	0:37.26	+6
7	13 <b>LEERY</b> Jim Byrne	7	63.5 2000m	0:11.49 2000m	2:18.30 [7] (0:14.40)	2:03.90 [14] (0:11.49)	1:52.41 [13] (0:12.29)	1:40.12 [13] (0:12.86)	1:27.26 [13] (0:12.90)	1:14.36 [13] (0:12.91)	1:01.45 [12] (0:12.40)	0:36.96	+10
8	1 <b>DEL CAMPO</b> Amy Graham	17	64.5 2000m	0:11.66 2000m	2:18.42 [8] (0:14.00)	2:04.42 [12] (0:11.66)	1:52.76 [12] (0:12.26)	1:40.50 [12] (0:13.01)	1:27.49 [12] (0:13.01)	1:14.48 [12] (0:12.98)	1:01.50 [13] (0:12.34)	0:36.91	-2
9	9 <b>SHAMUKA</b> Justin Stanley	5	63.9 2000m	0:11.48 2000m	2:18.43 [9] (0:13.64)	2:04.79 [9] (0:11.48)	1:53.31 [8] (0:12.08)	1:41.23 [8] (0:13.01)	1:28.22 [7] (0:13.12)	1:15.10 [7] (0:12.76)	1:02.34 [7] (0:12.74)	0:37.33	-3
10	3 <b>ENUNCIATION</b> Adin Thompson	3	65.4 Overall	0:11.41 2000m	2:19.14 [10] (0:13.36)	2:05.78 [2] (0:11.41)	1:54.37 [4] (0:12.11)	1:42.26 [4] (0:13.05)	1:29.21 [4] (0:13.14)	1:16.07 [4] (0:12.79)	1:03.28 [4] (0:12.70)	0:38.19	-3

Scratched: Au Revoir (#14), Secret Red (#18), Savileo (#4), Flash Prince (#16), Brief Sojourn (#19), Hell Of A Prince (#20)

# Ipswich QLD Professional

## Race 7: TAB BENCHMARK 58 Handicap - 2180m

11 July 2024 - 15:34

Track Rating: Soft 5, Weather: Overcast, Rail Position: +6m Entire

Section	Overall	2000m	1800m	1600m	1400m	1200m	1000m	Last 600m						
Field Times	2:17.32 (0:13.33)	2:03.99 (0:11.13)	1:52.86 (0:11.96)	1:40.90 (0:13.05)	1:27.85 (0:13.11)	1:14.74 (0:12.80)	1:01.94 (0:12.84)	0:36.65						
Rank	TAB	Horse/Jockey	Barrier	Top Speed [km/h]	Fastest Section									Distance Travelled [m]
11	17	<b>DRAKE PASSAGE</b> Kyle Wilson-Taylor	16	65.8 2000m	0:11.69 2000m	2:19.32 [11] (0:13.85)	2:05.47 [11] (0:11.69)	1:53.78 [11] (0:12.35)	1:41.43 [11] (0:12.81)	1:28.62 [11] (0:12.79)	1:15.83 [8] (0:12.80)	1:03.03 [8] (0:12.50)	0:38.12	+10
12	5	<b>MAUI</b> Corey Sutherland	15	62.5 Overall	0:11.76 2000m	2:19.41 [12] (0:13.69)	2:05.72 [10] (0:11.76)	1:53.96 [10] (0:12.09)	1:41.87 [10] (0:13.04)	1:28.83 [9] (0:13.07)	1:15.76 [10] (0:13.00)	1:02.76 [11] (0:12.54)	0:37.94	-3
13	6	<b>NITROGLYCERINE</b> Ron Stewart	4	61.8 2000m	0:11.75 2000m	2:19.68 [13] (0:14.38)	2:05.30 [13] (0:11.75)	1:53.55 [14] (0:12.20)	1:41.35 [14] (0:13.02)	1:28.33 [14] (0:12.92)	1:15.41 [14] (0:12.72)	1:02.69 [14] (0:12.02)	0:38.53	+10
14	10	<b>STAR SEEKER</b> Jai Williams	11	66.6 2000m	0:11.13 2000m	2:23.55 [14] (0:13.33)	2:10.22 [1] (0:11.13)	1:59.09 [1] (0:12.00)	1:47.09 [2] (0:13.04)	1:34.05 [2] (0:13.08)	1:20.97 [1] (0:12.80)	1:08.17 [1] (0:12.84)	0:42.86	-4

Scratched: Au Revoir (#14), Secret Red (#18), Savileo (#4), Flash Prince (#16), Brief Sojourn (#19), Hell Of A Prince (#20)

Track Rating: Soft 5, Weather: Overcast, Rail Position: +6m Entire

Section										Last 600m	
Field Times		800m	600m	400m	200m						
		0:49.10 (0:12.45)	0:36.65 (0:12.13)	0:24.52 (0:12.20)	0:12.32 (0:12.32)						0:36.65
Rank	TAB Horse/Jockey	Barrier	Top Speed [km/h]	Fastest Section	Margin					Distance Travelled [m]	
1	12 <b>FLAMINGO BEACH</b> Georgina Cartwright	18	65.3 2000m	0:11.09 2000m	0:48.96 [2] (0:12.31)	0:36.65 [1] (0:12.13)	0:24.52 [1] (0:12.20)	0:12.32 [1] (0:12.32)	2:17.32	0:36.65	
2	2 <b>KNEZE</b> Paul Hamblin	12	64.2 2000m	0:11.48 2000m	0:49.26 [4] (0:12.38)	0:36.88 [5] (0:12.09)	0:24.79 [4] (0:12.20)	0:12.59 [2] (0:12.59)	3.04L	0:36.88	+7
3	11 <b>DARK THINKER</b> Jag Guthmann-Chester	13	65.8 2000m	0:11.22 2000m	0:49.34 [5] (0:12.29)	0:37.05 [3] (0:12.10)	0:24.95 [2] (0:12.31)	0:12.64 [3] (0:12.64)	3.86L	0:37.05	-1
4	15 <b>BRAVE BOY</b> Danny Peisley	9	64.6 2000m	0:11.49 2000m	0:49.24 [9] (0:12.22)	0:37.02 [9] (0:12.06)	0:24.96 [6] (0:12.26)	0:12.70 [4] (0:12.70)	5.24L	0:37.02	+2
5	7 <b>DON QUIXOTE</b> Jake Bayliss	6	62.8 2000m	0:11.61 2000m	0:49.25 [10] (0:12.37)	0:36.88 [12] (0:12.16)	0:24.72 [12] (0:12.21)	0:12.51 [7] (0:12.51)	5.42L	0:36.88	+7
6	8 <b>A DIME APPROACH</b> Micheal Hellyer	10	66.0 Overall	0:11.28 2000m	0:49.52 [6] (0:12.26)	0:37.26 [6] (0:12.01)	0:25.25 [3] (0:12.51)	0:12.74 [5] (0:12.74)	5.68L	0:37.26	+6
7	13 <b>LEERY</b> Jim Byrne	7	63.5 2000m	0:11.49 2000m	0:49.05 [13] (0:12.09)	0:36.96 [11] (0:12.29)	0:24.67 [13] (0:12.46)	0:12.21 [10] (0:12.21)	5.76L	0:36.96	+10
8	1 <b>DEL CAMPO</b> Amy Graham	17	64.5 2000m	0:11.66 2000m	0:49.16 [14] (0:12.25)	0:36.91 [14] (0:11.99)	0:24.92 [11] (0:12.40)	0:12.52 [8] (0:12.52)	6.46L	0:36.91	-2
9	9 <b>SHAMUKA</b> Justin Stanley	5	63.9 2000m	0:11.48 2000m	0:49.60 [8] (0:12.27)	0:37.33 [7] (0:12.13)	0:25.20 [5] (0:12.47)	0:12.73 [6] (0:12.73)	6.53L	0:37.33	-3
10	3 <b>ENUNCIATION</b> Adin Thompson	3	65.4 Overall	0:11.41 2000m	0:50.58 [3] (0:12.39)	0:38.19 [4] (0:12.47)	0:25.72 [9] (0:12.90)	0:12.82 [11] (0:12.82)	10.66L	0:38.19	-3

Scratched: Au Revoir (#14), Secret Red (#18), Savileo (#4), Flash Prince (#16), Brief Sojourn (#19), Hell Of A Prince (#20)

# Ipswich QLD Professional

## Race 7: TAB BENCHMARK 58 Handicap - 2180m

11 July 2024 - 15:34

Track Rating: Soft 5, Weather: Overcast, Rail Position: +6m Entire

Section											
Field Times					800m	600m	400m	200m	Last 600m		
					0:49.10 (0:12.45)	0:36.65 (0:12.13)	0:24.52 (0:12.20)	0:12.32 (0:12.32)	0:36.65		
Rank	TAB	Horse/Jockey	Barrier	Top Speed [km/h]	Fastest Section					Margin	Distance Travelled [m]
11	17	<b>DRAKE PASSAGE</b> Kyle Wilson-Taylor	16	65.8 2000m	0:11.69 2000m	0:50.53 [7] (0:12.41)	0:38.12 [10] (0:12.21)	0:25.91 [8] (0:12.59)	0:13.32 [9] (0:13.32)	11.74L	0:38.12 +10
12	5	<b>MAUI</b> Corey Sutherland	15	62.5 Overall	0:11.76 2000m	0:50.22 [12] (0:12.28)	0:37.94 [13] (0:12.17)	0:25.77 [14] (0:12.93)	0:12.84 [13] (0:12.84)	12.25L	0:37.94 -3
13	6	<b>NITROGLYCERINE</b> Ron Stewart	4	61.8 2000m	0:11.75 2000m	0:50.67 [11] (0:12.14)	0:38.53 [8] (0:12.33)	0:26.20 [10] (0:12.90)	0:13.30 [12] (0:13.30)	13.86L	0:38.53 +10
14	10	<b>STAR SEEKER</b> Jai Williams	11	66.6 2000m	0:11.13 2000m	0:55.33 [1] (0:12.47)	0:42.86 [2] (0:12.59)	0:30.27 [7] (0:13.83)	0:16.44 [14] (0:16.44)	36.64L	0:42.86 -4

Scratched: Au Revoir (#14), Secret Red (#18), Savileo (#4), Flash Prince (#16), Brief Sojourn (#19), Hell Of A Prince (#20)



Horse/Jockey Name	Flamingo Beach
Final Rank	1
Fastest Section Time (Section)	0:11.09 (2000m)
Top Speed [km/h] (Section)	65.3 (2000m)
Race State	Finished



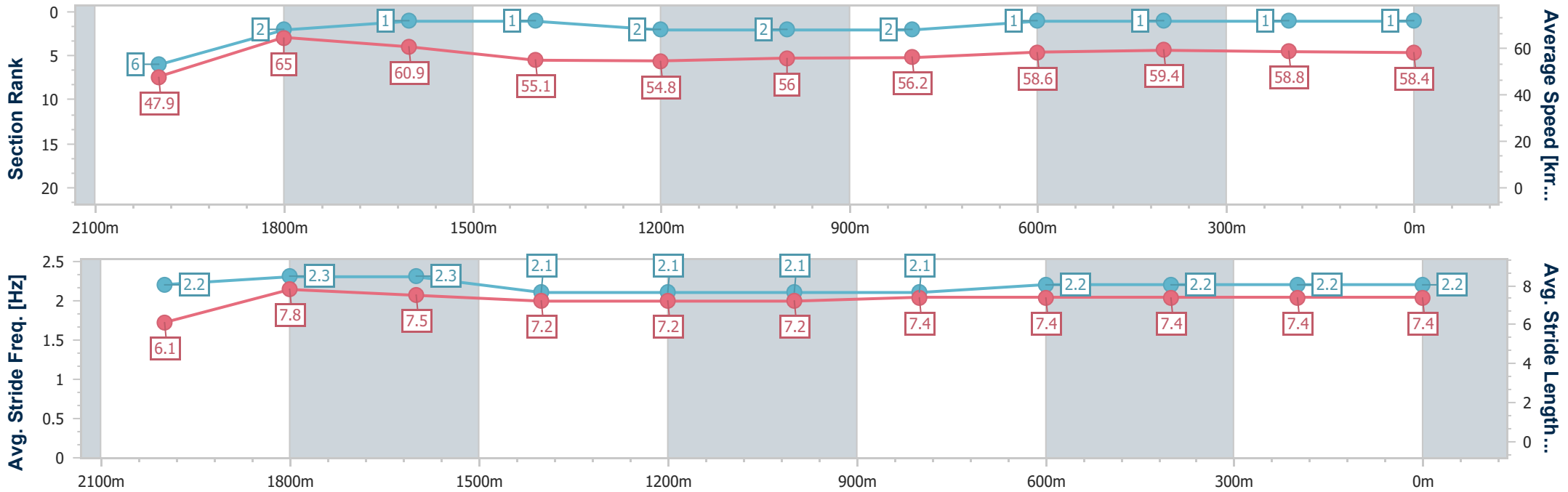
Ipswich QLD Professional  
Race 7: TAB BENCHMARK 58 Handicap - 2180m



11 July 2024 - 15:34

Track Rating: Soft 5, Weather: Overcast, Rail Position: +6m Entire

Section	Overall	2000m	1800m	1600m	1400m	1200m	1000m	800m	600m	400m	200m
Section Times	2:17.32 [1] (0:13.51)	2:03.81 [6] (0:11.09)	1:52.72 [2] (0:11.82)	1:40.90 [1] (0:13.05)	1:27.85 [1] (0:13.13)	1:14.72 [2] (0:12.94)	1:01.78 [2] (0:12.82)	0:48.96 [2] (0:12.31)	0:36.65 [1] (0:12.13)	0:24.52 [1] (0:12.20)	0:12.32 [1] (0:12.32)
Average Speed [km/h]	47.9	65.0	60.9	55.1	54.8	56.0	56.2	58.6	59.4	58.8	58.4
Top Speed [km/h]	64.5	65.3	64.7	56.8	56.1	57.4	58.1	59.8	59.5	59.2	59.0
Avg. Dist. to Rail [m]	11.3	4.0	0.6	0.7	0.7	1.5	0.9	0.3	0.4	0.6	0.3
Avg. Stride Freq. [Hz]	2.2	2.3	2.3	2.1	2.1	2.1	2.1	2.2	2.2	2.2	2.2
Avg. Stride Length [m]	6.1	7.8	7.5	7.2	7.2	7.2	7.4	7.4	7.4	7.4	7.4



- [ ] Ranking at each section and finish
- .-.- No data available at this section
- NA No data available





Horse/Jockey Name	Kneze
Final Rank	2
Fastest Section Time (Section)	0:11.48 (2000m)
Top Speed [km/h] (Section)	64.2 (2000m)
Race State	Finished



### Ipswich QLD Professional

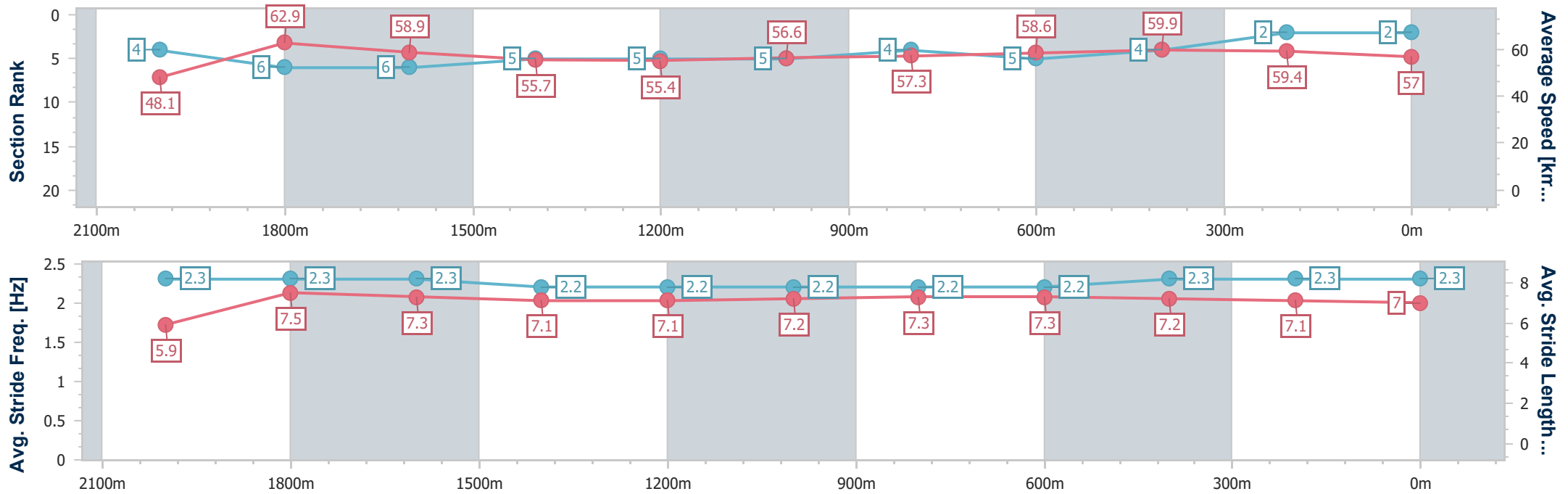
Race 7: TAB BENCHMARK 58 Handicap - 2180m

11 July 2024 - 15:34



Track Rating: Soft 5, Weather: Overcast, Rail Position: +6m Entire

Section	Overall	2000m	1800m	1600m	1400m	1200m	1000m	800m	600m	400m	200m
Section Times	2:17.84 [2] (0:13.47)	2:04.37 [4] (0:11.48)	1:52.89 [6] (0:12.18)	1:40.71 [6] (0:12.95)	1:27.76 [5] (0:13.10)	1:14.66 [5] (0:12.82)	1:01.84 [5] (0:12.58)	0:49.26 [4] (0:12.38)	0:36.88 [5] (0:12.09)	0:24.79 [4] (0:12.20)	0:12.59 [2] (0:12.59)
Average Speed [km/h]	48.1	62.9	58.9	55.7	55.4	56.6	57.3	58.6	59.9	59.4	57.0
Top Speed [km/h]	64.1	64.2	60.6	58.1	56.6	57.5	58.0	59.5	61.3	60.0	60.1
Avg. Dist. to Rail [m]	5.0	0.4	0.4	1.2	1.6	2.0	2.1	1.3	1.8	1.2	1.8
Avg. Stride Freq. [Hz]	2.3	2.3	2.3	2.2	2.2	2.2	2.2	2.2	2.3	2.3	2.3
Avg. Stride Length [m]	5.9	7.5	7.3	7.1	7.1	7.2	7.3	7.3	7.2	7.1	7.0



- [ ] Ranking at each section and finish
- .-.- No data available at this section
- NA No data available



Horse/Jockey Name	Dark Thinker
Final Rank	3
Fastest Section Time (Section)	0:11.22 (2000m)
Top Speed [km/h] (Section)	65.8 (2000m)
Race State	Finished



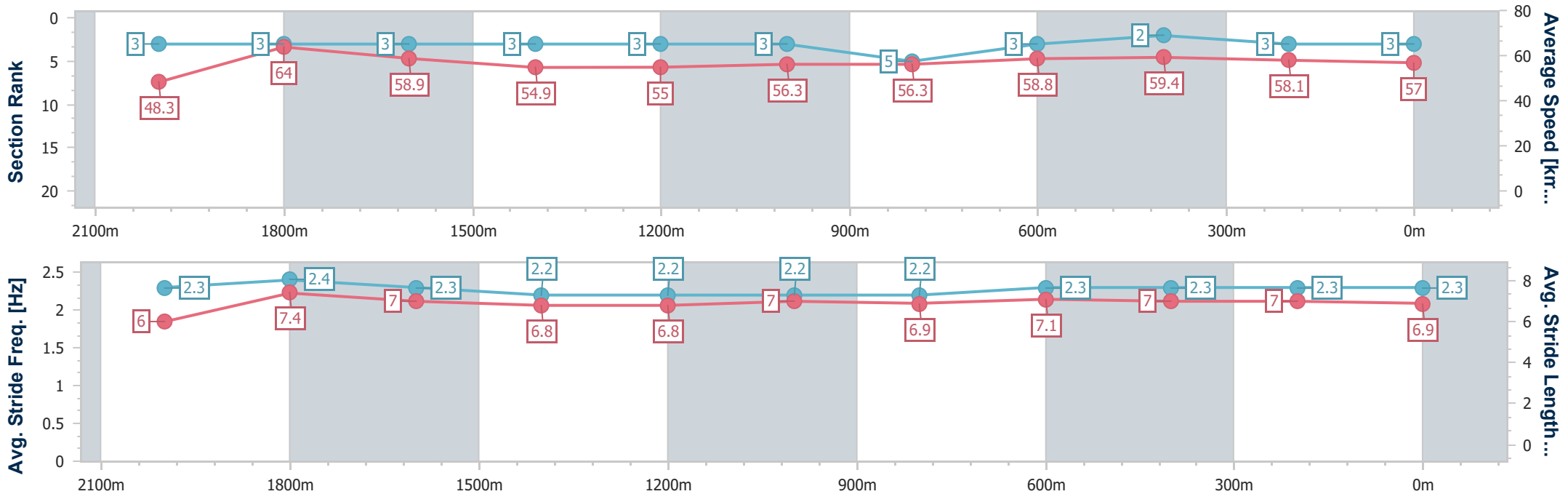
Ipswich QLD Professional  
Race 7: TAB BENCHMARK 58 Handicap - 2180m



11 July 2024 - 15:34

Track Rating: Soft 5, Weather: Overcast, Rail Position: +6m Entire

Section	Overall	2000m	1800m	1600m	1400m	1200m	1000m	800m	600m	400m	200m
Section Times	2:17.98 [3] (0:13.42)	2:04.56 [3] (0:11.22)	1:53.34 [3] (0:12.05)	1:41.29 [3] (0:13.13)	1:28.16 [3] (0:13.14)	1:15.02 [3] (0:12.87)	1:02.15 [3] (0:12.81)	0:49.34 [5] (0:12.29)	0:37.05 [3] (0:12.10)	0:24.95 [2] (0:12.31)	0:12.64 [3] (0:12.64)
Average Speed [km/h]	48.3	64.0	58.9	54.9	55.0	56.3	56.3	58.8	59.4	58.1	57.0
Top Speed [km/h]	64.3	65.8	62.1	57.1	55.7	57.1	59.3	60.2	60.5	60.1	58.0
Avg. Dist. to Rail [m]	6.1	0.8	1.7	0.3	0.9	1.7	1.5	0.6	0.5	1.5	1.3
Avg. Stride Freq. [Hz]	2.3	2.4	2.3	2.2	2.2	2.2	2.2	2.3	2.3	2.3	2.3
Avg. Stride Length [m]	6.0	7.4	7.0	6.8	6.8	7.0	6.9	7.1	7.0	7.0	6.9



- [ ] Ranking at each section and finish
- .-.- No data available at this section
- NA No data available



Horse/Jockey Name	Brave Boy
Final Rank	4
Fastest Section Time (Section)	0:11.49 (2000m)
Top Speed [km/h] (Section)	64.6 (2000m)
Race State	Finished



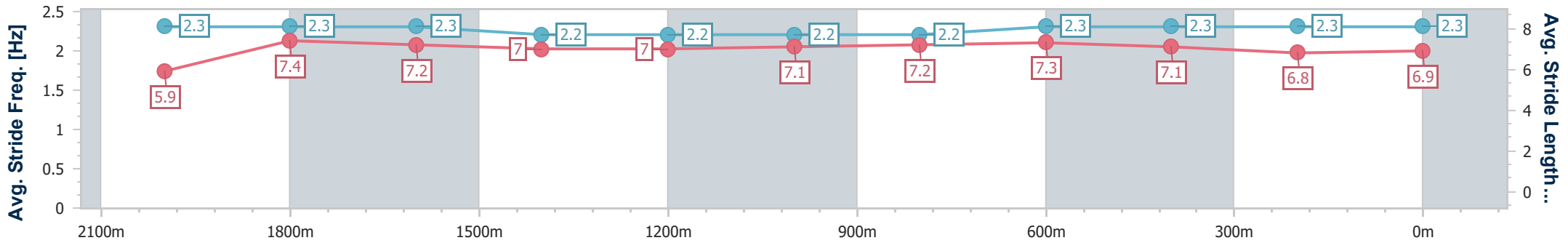
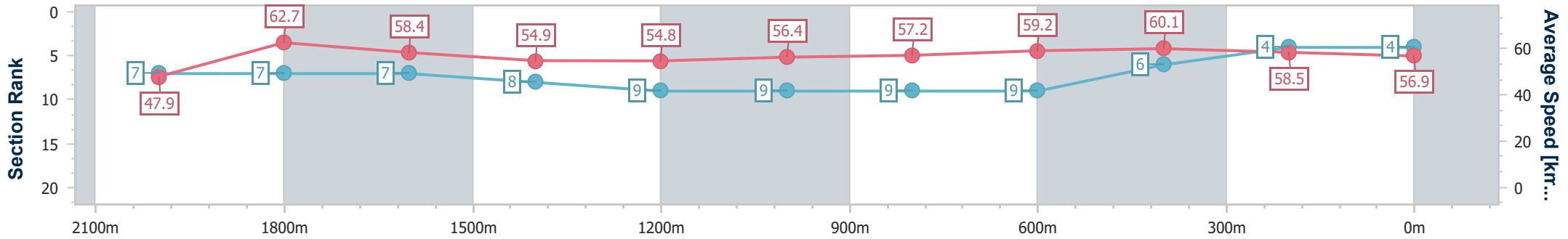
Ipswich QLD Professional  
Race 7: TAB BENCHMARK 58 Handicap - 2180m



11 July 2024 - 15:34

Track Rating: Soft 5, Weather: Overcast, Rail Position: +6m Entire

Section	Overall	2000m	1800m	1600m	1400m	1200m	1000m	800m	600m	400m	200m
Section Times	2:18.21 [4] (0:13.56)	2:04.65 [7] (0:11.49)	1:53.16 [7] (0:12.13)	1:41.03 [7] (0:13.14)	1:27.89 [8] (0:13.19)	1:14.70 [9] (0:12.86)	1:01.84 [9] (0:12.60)	0:49.24 [9] (0:12.22)	0:37.02 [9] (0:12.06)	0:24.96 [6] (0:12.26)	0:12.70 [4] (0:12.70)
Average Speed [km/h]	47.9	62.7	58.4	54.9	54.8	56.4	57.2	59.2	60.1	58.5	56.9
Top Speed [km/h]	64.1	64.6	61.0	57.3	56.6	57.1	58.7	60.5	61.3	60.2	59.4
Avg. Dist. to Rail [m]	2.2	2.6	1.6	0.9	1.0	1.0	0.8	0.7	1.7	0.9	0.8
Avg. Stride Freq. [Hz]	2.3	2.3	2.3	2.2	2.2	2.2	2.2	2.3	2.3	2.3	2.3
Avg. Stride Length [m]	5.9	7.4	7.2	7.0	7.0	7.1	7.2	7.3	7.1	6.8	6.9



- [ ] Ranking at each section and finish
- .-.- No data available at this section
- NA No data available



Horse/Jockey Name	Don Quixote
Final Rank	5
Fastest Section Time (Section)	0:11.61 (2000m)
Top Speed [km/h] (Section)	62.8 (2000m)
Race State	Finished



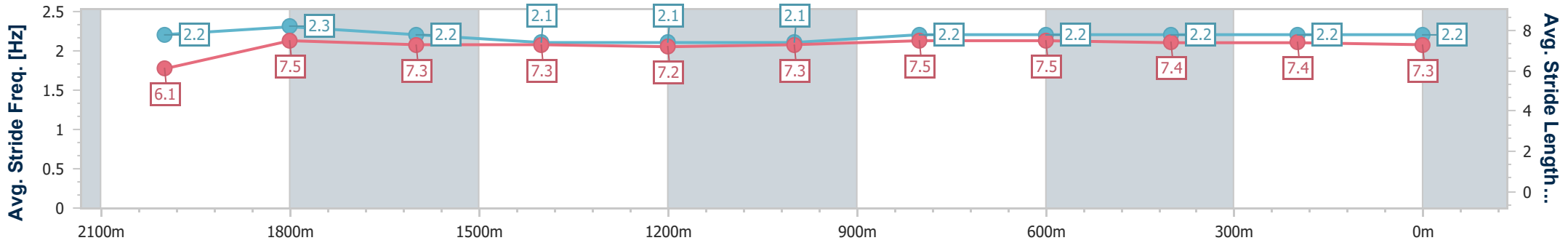
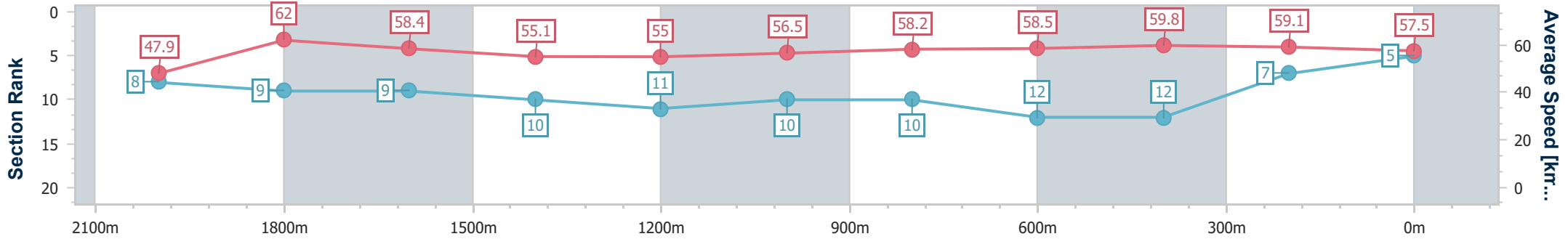
Ipswich QLD Professional  
Race 7: TAB BENCHMARK 58 Handicap - 2180m



11 July 2024 - 15:34

Track Rating: Soft 5, Weather: Overcast, Rail Position: +6m Entire

Section	Overall	2000m	1800m	1600m	1400m	1200m	1000m	800m	600m	400m	200m
Section Times	2:18.24 [5] (0:13.57)	2:04.67 [8] (0:11.61)	1:53.06 [9] (0:12.33)	1:40.73 [9] (0:13.08)	1:27.65 [10] (0:13.12)	1:14.53 [11] (0:12.87)	1:01.66 [10] (0:12.41)	0:49.25 [10] (0:12.37)	0:36.88 [12] (0:12.16)	0:24.72 [12] (0:12.21)	0:12.51 [7] (0:12.51)
Average Speed [km/h]	47.9	62.0	58.4	55.1	55.0	56.5	58.2	58.5	59.8	59.1	57.5
Top Speed [km/h]	62.6	62.8	60.6	57.4	56.9	57.2	59.1	59.3	60.1	60.0	58.9
Avg. Dist. to Rail [m]	1.6	0.6	0.5	0.8	0.9	1.6	2.0	1.7	1.9	1.6	2.2
Avg. Stride Freq. [Hz]	2.2	2.3	2.2	2.1	2.1	2.1	2.2	2.2	2.2	2.2	2.2
Avg. Stride Length [m]	6.1	7.5	7.3	7.3	7.2	7.3	7.5	7.5	7.4	7.4	7.3



- [ ] Ranking at each section and finish
- .-.- No data available at this section
- NA No data available



Horse/Jockey Name	A Dime Approach
Final Rank	6
Fastest Section Time (Section)	0:11.28 (2000m)
Top Speed [km/h] (Section)	66.0 (Overall)
Race State	Finished



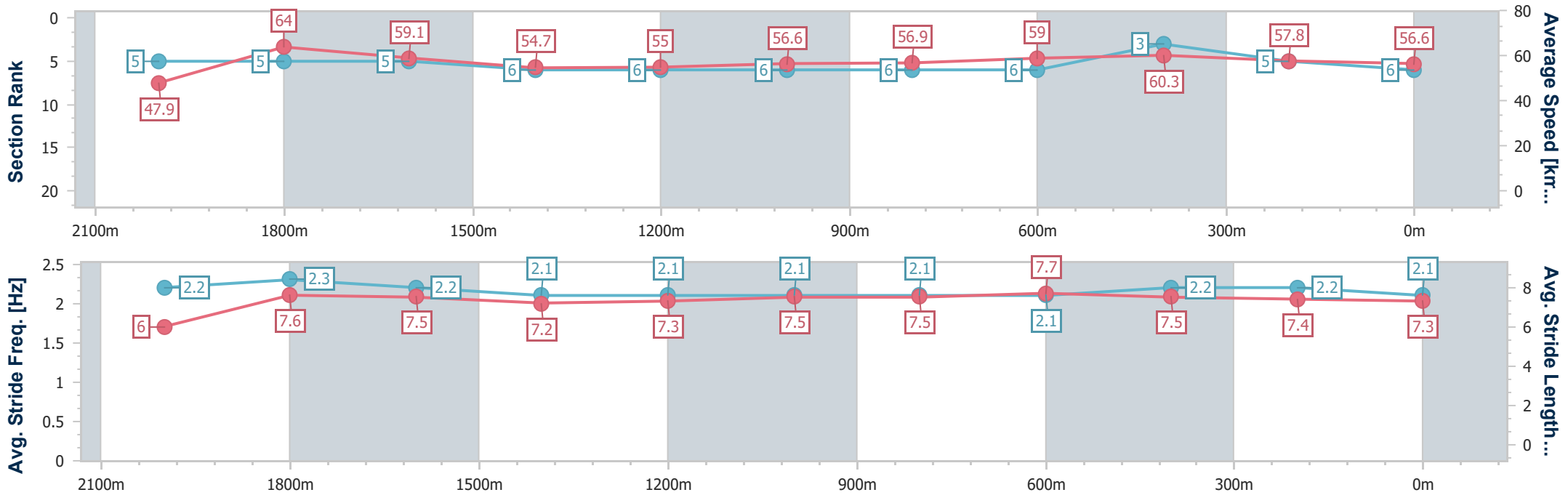
Ipswich QLD Professional  
Race 7: TAB BENCHMARK 58 Handicap - 2180m



11 July 2024 - 15:34

Track Rating: Soft 5, Weather: Overcast, Rail Position: +6m Entire

Section	Overall	2000m	1800m	1600m	1400m	1200m	1000m	800m	600m	400m	200m
Section Times	2:18.29 [6] (0:13.50)	2:04.79 [5] (0:11.28)	1:53.51 [5] (0:12.20)	1:41.31 [5] (0:13.16)	1:28.15 [6] (0:13.14)	1:15.01 [6] (0:12.79)	1:02.22 [6] (0:12.70)	0:49.52 [6] (0:12.26)	0:37.26 [6] (0:12.01)	0:25.25 [3] (0:12.51)	0:12.74 [5] (0:12.74)
Average Speed [km/h]	47.9	64.0	59.1	54.7	55.0	56.6	56.9	59.0	60.3	57.8	56.6
Top Speed [km/h]	66.0	65.7	62.7	57.5	56.0	57.3	58.9	60.4	61.4	58.7	57.8
Avg. Dist. to Rail [m]	4.1	0.4	0.4	0.6	0.8	1.1	1.4	1.4	1.9	1.4	1.5
Avg. Stride Freq. [Hz]	2.2	2.3	2.2	2.1	2.1	2.1	2.1	2.1	2.2	2.2	2.1
Avg. Stride Length [m]	6.0	7.6	7.5	7.2	7.3	7.5	7.5	7.7	7.5	7.4	7.3



- [ ] Ranking at each section and finish
- .-.- No data available at this section
- NA No data available



Horse/Jockey Name	Leery
Final Rank	7
Fastest Section Time (Section)	0:11.49 (2000m)
Top Speed [km/h] (Section)	63.5 (2000m)
Race State	Finished



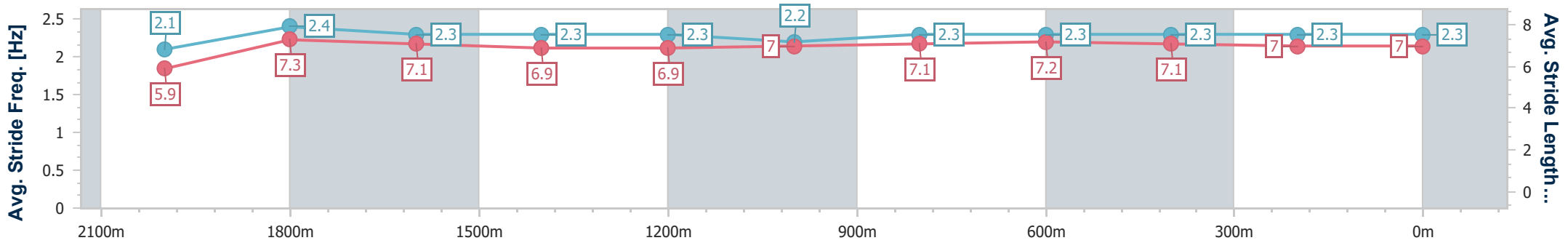
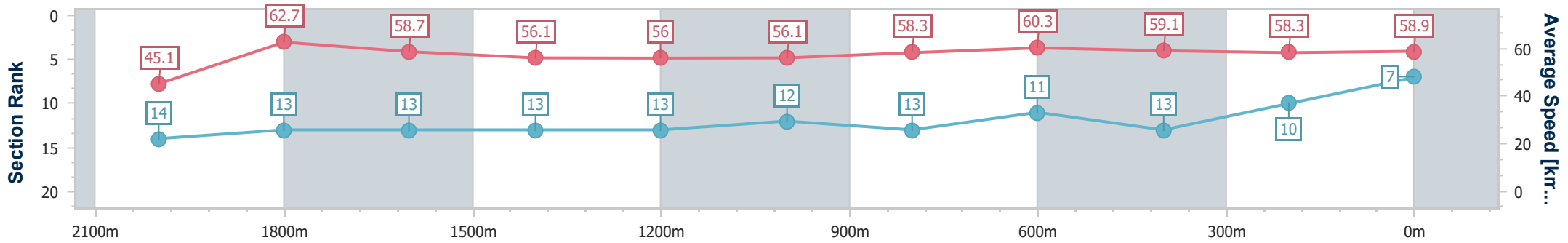
Ipswich QLD Professional  
Race 7: TAB BENCHMARK 58 Handicap - 2180m



11 July 2024 - 15:34

Track Rating: Soft 5, Weather: Overcast, Rail Position: +6m Entire

Section	Overall	2000m	1800m	1600m	1400m	1200m	1000m	800m	600m	400m	200m
Section Times	2:18.30 [7] (0:14.40)	2:03.90 [14] (0:11.49)	1:52.41 [13] (0:12.29)	1:40.12 [13] (0:12.86)	1:27.26 [13] (0:12.90)	1:14.36 [13] (0:12.91)	1:01.45 [12] (0:12.40)	0:49.05 [13] (0:12.09)	0:36.96 [11] (0:12.29)	0:24.67 [13] (0:12.46)	0:12.21 [10] (0:12.21)
Average Speed [km/h]	45.1	62.7	58.7	56.1	56.0	56.1	58.3	60.3	59.1	58.3	58.9
Top Speed [km/h]	63.0	63.5	61.2	58.4	57.5	57.2	59.0	61.5	60.8	59.0	59.5
Avg. Dist. to Rail [m]	3.9	0.6	0.5	1.1	1.0	1.5	1.7	2.6	3.6	2.0	3.5
Avg. Stride Freq. [Hz]	2.1	2.4	2.3	2.3	2.3	2.2	2.3	2.3	2.3	2.3	2.3
Avg. Stride Length [m]	5.9	7.3	7.1	6.9	6.9	7.0	7.1	7.2	7.1	7.0	7.0



- [ ] Ranking at each section and finish
- .-.- No data available at this section
- NA No data available



Horse/Jockey Name	Del Campo
Final Rank	8
Fastest Section Time (Section)	0:11.66 (2000m)
Top Speed [km/h] (Section)	64.5 (2000m)
Race State	Finished



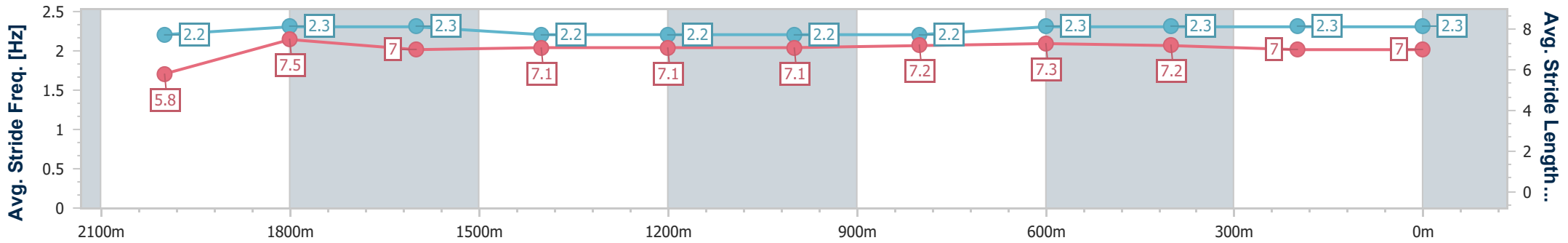
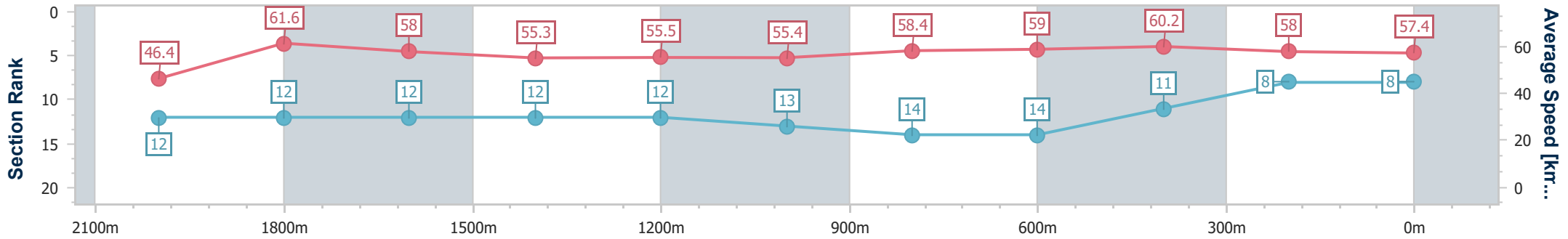
Ipswich QLD Professional  
Race 7: TAB BENCHMARK 58 Handicap - 2180m



11 July 2024 - 15:34

Track Rating: Soft 5, Weather: Overcast, Rail Position: +6m Entire

Section	Overall	2000m	1800m	1600m	1400m	1200m	1000m	800m	600m	400m	200m
Section Times	2:18.42 [8] (0:14.00)	2:04.42 [12] (0:11.66)	1:52.76 [12] (0:12.26)	1:40.50 [12] (0:13.01)	1:27.49 [12] (0:13.01)	1:14.48 [12] (0:12.98)	1:01.50 [13] (0:12.34)	0:49.16 [14] (0:12.25)	0:36.91 [14] (0:11.99)	0:24.92 [11] (0:12.40)	0:12.52 [8] (0:12.52)
Average Speed [km/h]	46.4	61.6	58.0	55.3	55.5	55.4	58.4	59.0	60.2	58.0	57.4
Top Speed [km/h]	64.4	64.5	60.0	57.6	57.7	56.6	59.1	59.8	61.4	58.5	58.1
Avg. Dist. to Rail [m]	7.7	1.5	1.7	0.2	0.2	0.2	0.5	0.7	0.5	0.7	1.0
Avg. Stride Freq. [Hz]	2.2	2.3	2.3	2.2	2.2	2.2	2.2	2.3	2.3	2.3	2.3
Avg. Stride Length [m]	5.8	7.5	7.0	7.1	7.1	7.1	7.2	7.3	7.2	7.0	7.0



- [ ] Ranking at each section and finish
- .-.- No data available at this section
- NA No data available



Horse/Jockey Name	Shamuka
Final Rank	9
Fastest Section Time (Section)	0:11.48 (2000m)
Top Speed [km/h] (Section)	63.9 (2000m)
Race State	Finished



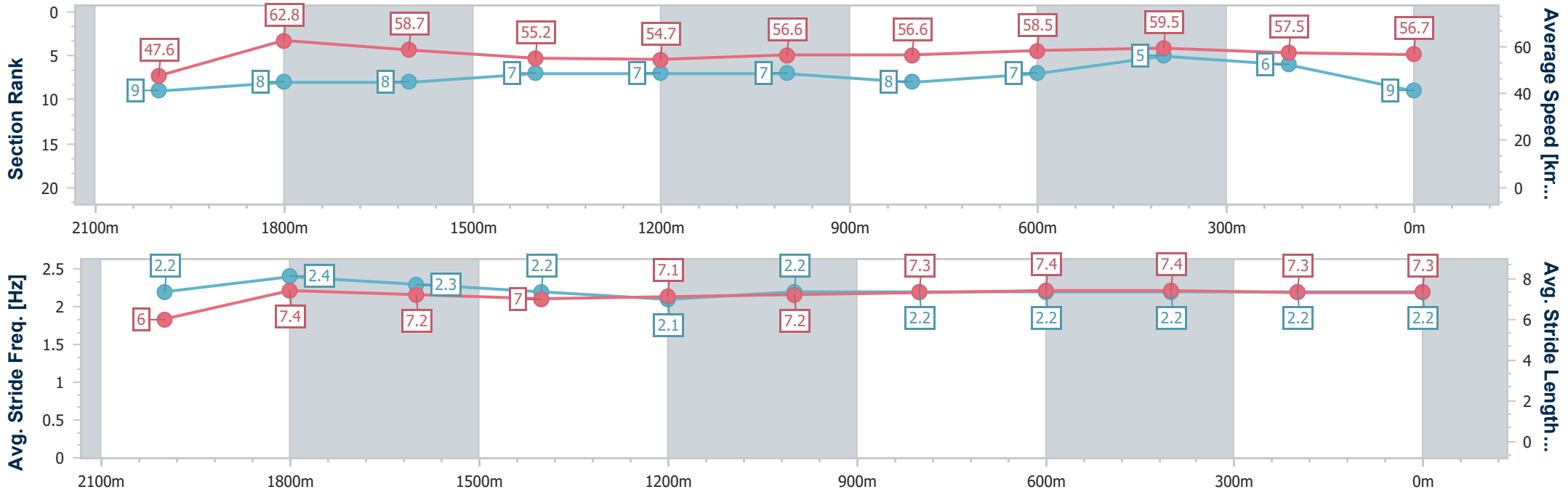
Ipswich QLD Professional  
Race 7: TAB BENCHMARK 58 Handicap - 2180m



11 July 2024 - 15:34

Track Rating: Soft 5, Weather: Overcast, Rail Position: +6m Entire

Section	Overall	2000m	1800m	1600m	1400m	1200m	1000m	800m	600m	400m	200m
Section Times	2:18.43 [9] (0:13.64)	2:04.79 [9] (0:11.48)	1:53.31 [8] (0:12.08)	1:41.23 [8] (0:13.01)	1:28.22 [7] (0:13.12)	1:15.10 [7] (0:12.76)	1:02.34 [7] (0:12.74)	0:49.60 [8] (0:12.27)	0:37.33 [7] (0:12.13)	0:25.20 [5] (0:12.47)	0:12.73 [6] (0:12.73)
Average Speed [km/h]	47.6	62.8	58.7	55.2	54.7	56.6	56.6	58.5	59.5	57.5	56.7
Top Speed [km/h]	62.3	63.9	61.2	58.6	56.1	57.1	58.2	59.5	59.9	58.0	58.1
Avg. Dist. to Rail [m]	1.7	1.8	2.1	1.1	0.5	0.3	0.4	0.2	0.5	0.5	0.5
Avg. Stride Freq. [Hz]	2.2	2.4	2.3	2.2	2.1	2.2	2.2	2.2	2.2	2.2	2.2
Avg. Stride Length [m]	6.0	7.4	7.2	7.0	7.1	7.2	7.3	7.4	7.4	7.3	7.3



- [ ] Ranking at each section and finish
- .-.- No data available at this section
- NA No data available





Horse/Jockey Name	Enunciation
Final Rank	10
Fastest Section Time (Section)	0:11.41 (2000m)
Top Speed [km/h] (Section)	65.4 (Overall)
Race State	Finished



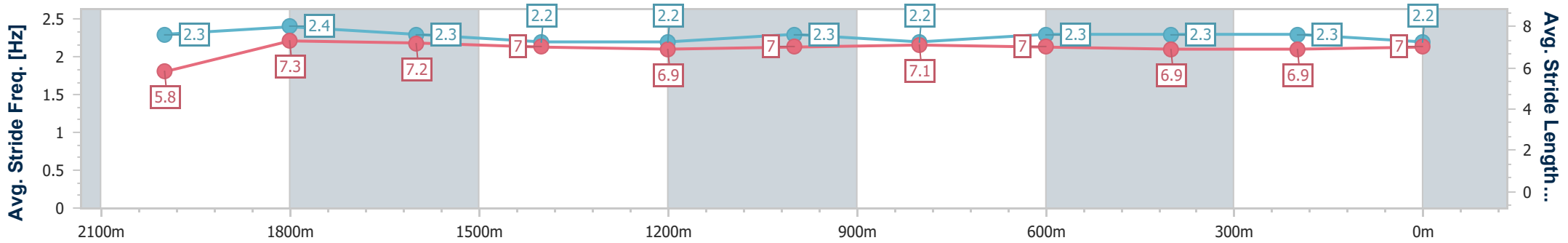
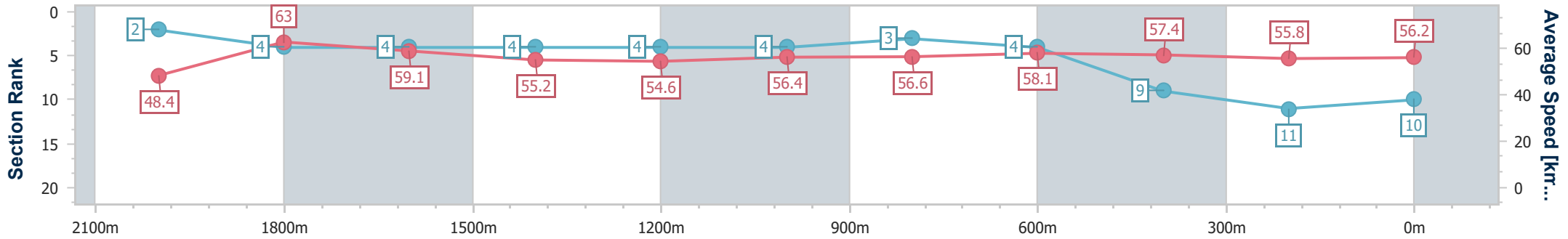
Ipswich QLD Professional  
Race 7: TAB BENCHMARK 58 Handicap - 2180m



11 July 2024 - 15:34

Track Rating: Soft 5, Weather: Overcast, Rail Position: +6m Entire

Section	Overall	2000m	1800m	1600m	1400m	1200m	1000m	800m	600m	400m	200m
Section Times	2:19.14 [10] (0:13.36)	2:05.78 [2] (0:11.41)	1:54.37 [4] (0:12.11)	1:42.26 [4] (0:13.05)	1:29.21 [4] (0:13.14)	1:16.07 [4] (0:12.79)	1:03.28 [4] (0:12.70)	0:50.58 [3] (0:12.39)	0:38.19 [4] (0:12.47)	0:25.72 [9] (0:12.90)	0:12.82 [11] (0:12.82)
Average Speed [km/h]	48.4	63.0	59.1	55.2	54.6	56.4	56.6	58.1	57.4	55.8	56.2
Top Speed [km/h]	65.4	63.9	61.5	57.2	55.8	56.8	57.4	58.7	59.0	57.5	57.7
Avg. Dist. to Rail [m]	0.9	1.4	1.1	0.3	0.2	0.2	0.2	0.5	0.7	0.9	1.1
Avg. Stride Freq. [Hz]	2.3	2.4	2.3	2.2	2.2	2.3	2.2	2.3	2.3	2.3	2.2
Avg. Stride Length [m]	5.8	7.3	7.2	7.0	6.9	7.0	7.1	7.0	6.9	6.9	7.0



- [ ] Ranking at each section and finish
- .-.- No data available at this section
- NA No data available



Horse/Jockey Name	Drake Passage
Final Rank	11
Fastest Section Time (Section)	0:11.69 (2000m)
Top Speed [km/h] (Section)	65.8 (2000m)
Race State	Finished



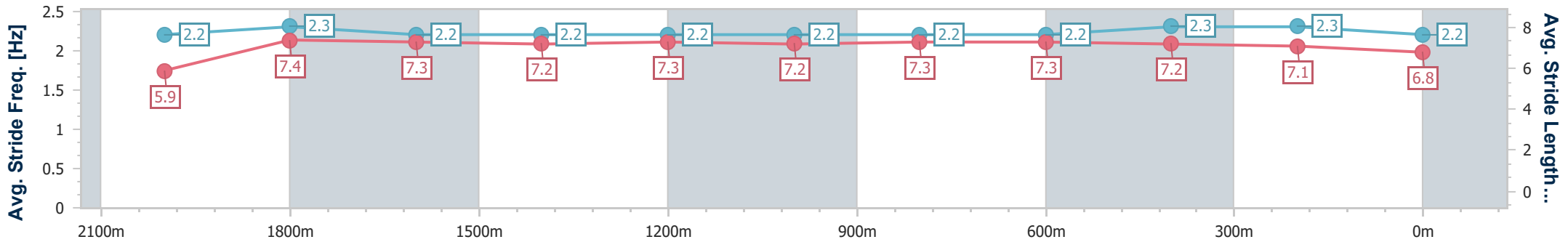
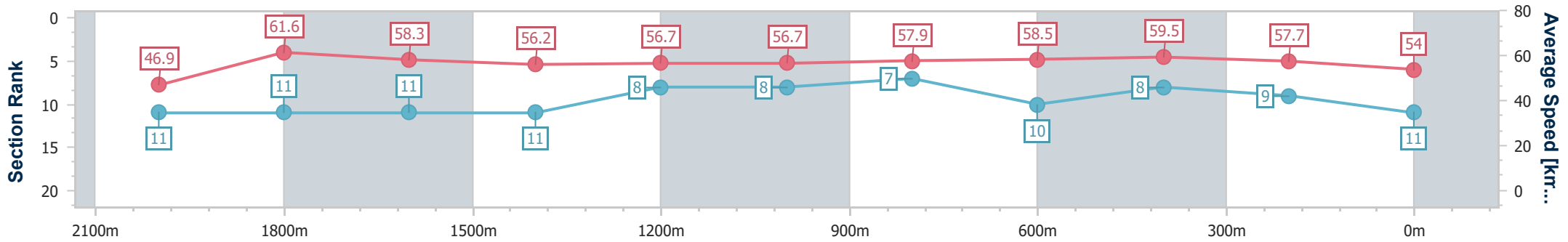
Ipswich QLD Professional  
Race 7: TAB BENCHMARK 58 Handicap - 2180m



11 July 2024 - 15:34

Track Rating: Soft 5, Weather: Overcast, Rail Position: +6m Entire

Section	Overall	2000m	1800m	1600m	1400m	1200m	1000m	800m	600m	400m	200m
Section Times	2:19.32 [11] (0:13.85)	2:05.47 [11] (0:11.69)	1:53.78 [11] (0:12.35)	1:41.43 [11] (0:12.81)	1:28.62 [11] (0:12.79)	1:15.83 [8] (0:12.80)	1:03.03 [8] (0:12.50)	0:50.53 [7] (0:12.41)	0:38.12 [10] (0:12.21)	0:25.91 [8] (0:12.59)	0:13.32 [9] (0:13.32)
Average Speed [km/h]	46.9	61.6	58.3	56.2	56.7	56.7	57.9	58.5	59.5	57.7	54.0
Top Speed [km/h]	61.1	65.8	60.4	58.3	58.5	57.3	58.8	59.4	60.3	58.9	56.7
Avg. Dist. to Rail [m]	7.4	0.7	0.4	1.3	1.7	1.8	2.2	2.1	2.6	3.0	4.4
Avg. Stride Freq. [Hz]	2.2	2.3	2.2	2.2	2.2	2.2	2.2	2.2	2.3	2.3	2.2
Avg. Stride Length [m]	5.9	7.4	7.3	7.2	7.3	7.2	7.3	7.3	7.2	7.1	6.8



- [ ] Ranking at each section and finish
- .-.- No data available at this section
- NA No data available



Horse/Jockey Name	Maui
Final Rank	12
Fastest Section Time (Section)	0:11.76 (2000m)
Top Speed [km/h] (Section)	62.5 (Overall)
Race State	Finished



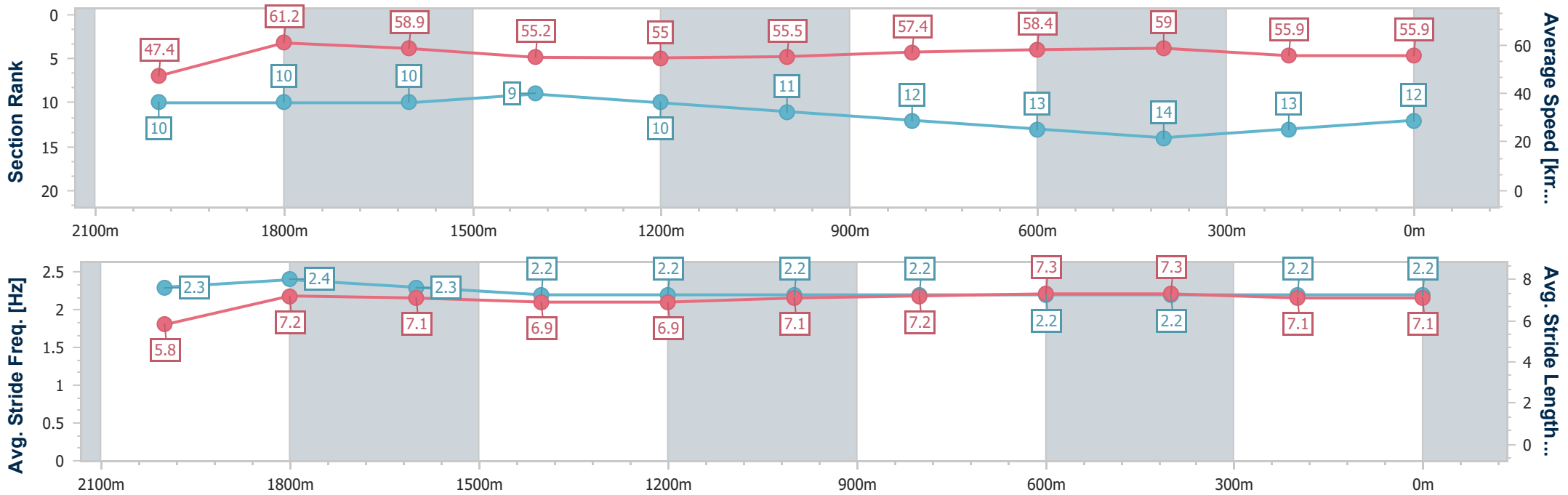
Ipswich QLD Professional  
Race 7: TAB BENCHMARK 58 Handicap - 2180m



11 July 2024 - 15:34

Track Rating: Soft 5, Weather: Overcast, Rail Position: +6m Entire

Section	Overall	2000m	1800m	1600m	1400m	1200m	1000m	800m	600m	400m	200m
Section Times	2:19.41 [12] (0:13.69)	2:05.72 [10] (0:11.76)	1:53.96 [10] (0:12.09)	1:41.87 [10] (0:13.04)	1:28.83 [9] (0:13.07)	1:15.76 [10] (0:13.00)	1:02.76 [11] (0:12.54)	0:50.22 [12] (0:12.28)	0:37.94 [13] (0:12.17)	0:25.77 [14] (0:12.93)	0:12.84 [13] (0:12.84)
Average Speed [km/h]	47.4	61.2	58.9	55.2	55.0	55.5	57.4	58.4	59.0	55.9	55.9
Top Speed [km/h]	62.5	62.5	61.0	57.1	57.0	56.7	57.8	59.3	60.3	57.3	58.0
Avg. Dist. to Rail [m]	7.1	0.6	1.4	0.3	0.2	0.2	0.3	0.5	0.8	2.0	5.3
Avg. Stride Freq. [Hz]	2.3	2.4	2.3	2.2	2.2	2.2	2.2	2.2	2.2	2.2	2.2
Avg. Stride Length [m]	5.8	7.2	7.1	6.9	6.9	7.1	7.2	7.3	7.3	7.1	7.1



- [ ] Ranking at each section and finish
- .-.- No data available at this section
- NA No data available



Horse/Jockey Name	Nitroglycerine
Final Rank	13
Fastest Section Time (Section)	0:11.75 (2000m)
Top Speed [km/h] (Section)	61.8 (2000m)
Race State	Finished



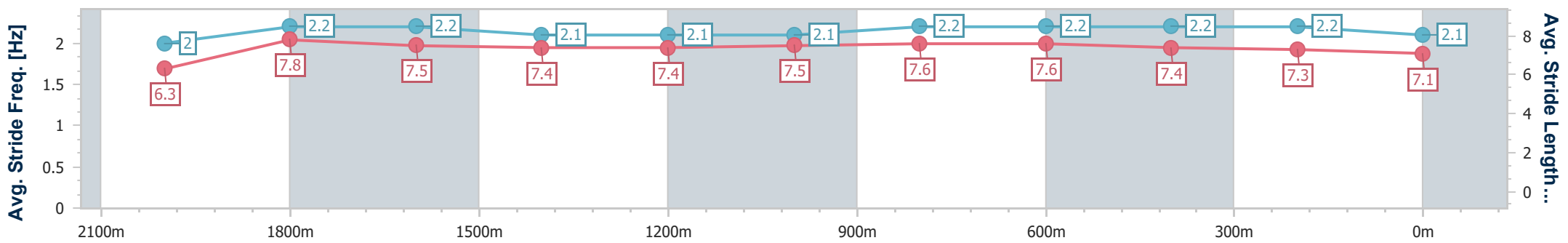
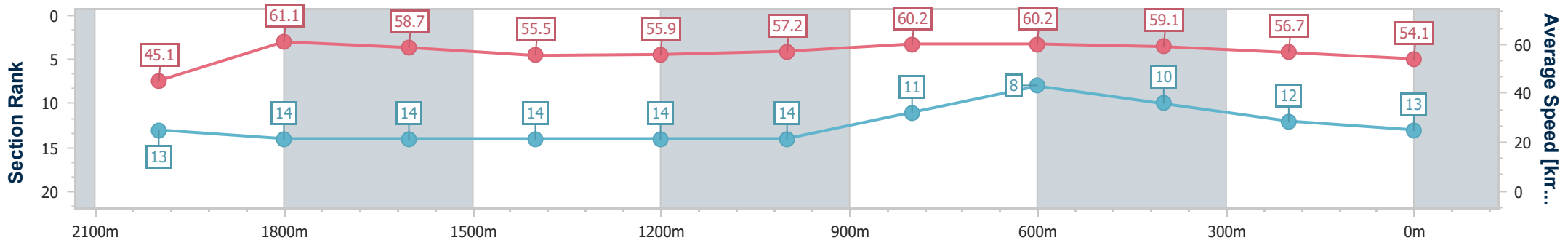
Ipswich QLD Professional  
Race 7: TAB BENCHMARK 58 Handicap - 2180m



11 July 2024 - 15:34

Track Rating: Soft 5, Weather: Overcast, Rail Position: +6m Entire

Section	Overall	2000m	1800m	1600m	1400m	1200m	1000m	800m	600m	400m	200m
Section Times	2:19.68 [13] (0:14.38)	2:05.30 [13] (0:11.75)	1:53.55 [14] (0:12.20)	1:41.35 [14] (0:13.02)	1:28.33 [14] (0:12.92)	1:15.41 [14] (0:12.72)	1:02.69 [14] (0:12.02)	0:50.67 [11] (0:12.14)	0:38.53 [8] (0:12.33)	0:26.20 [10] (0:12.90)	0:13.30 [12] (0:13.30)
Average Speed [km/h]	45.1	61.1	58.7	55.5	55.9	57.2	60.2	60.2	59.1	56.7	54.1
Top Speed [km/h]	60.7	61.8	60.3	58.0	57.7	60.1	60.5	60.7	59.9	58.2	56.3
Avg. Dist. to Rail [m]	1.2	0.7	0.7	0.2	0.9	1.8	3.1	3.2	3.5	4.6	7.1
Avg. Stride Freq. [Hz]	2.0	2.2	2.2	2.1	2.1	2.1	2.2	2.2	2.2	2.2	2.1
Avg. Stride Length [m]	6.3	7.8	7.5	7.4	7.4	7.5	7.6	7.6	7.4	7.3	7.1



- [ ] Ranking at each section and finish
- .-.- No data available at this section
- NA No data available



Horse/Jockey Name	Star Seeker
Final Rank	14
Fastest Section Time (Section)	0:11.13 (2000m)
Top Speed [km/h] (Section)	66.6 (2000m)
Race State	Finished



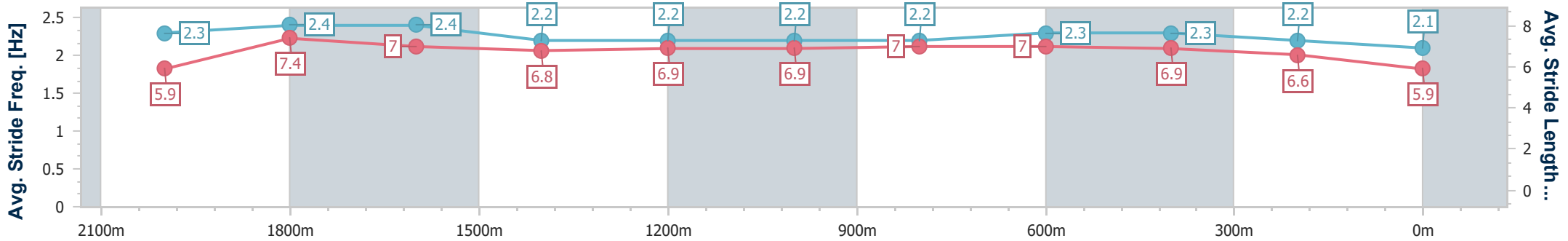
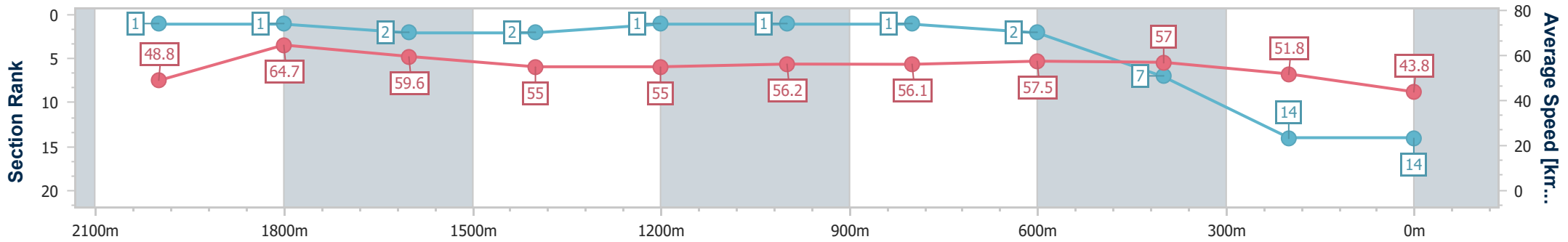
Ipswich QLD Professional  
Race 7: TAB BENCHMARK 58 Handicap - 2180m



11 July 2024 - 15:34

Track Rating: Soft 5, Weather: Overcast, Rail Position: +6m Entire

Section	Overall	2000m	1800m	1600m	1400m	1200m	1000m	800m	600m	400m	200m
Section Times	2:23.55 [14] (0:13.33)	2:10.22 [1] (0:11.13)	1:59.09 [1] (0:12.00)	1:47.09 [2] (0:13.04)	1:34.05 [2] (0:13.08)	1:20.97 [1] (0:12.80)	1:08.17 [1] (0:12.84)	0:55.33 [1] (0:12.47)	0:42.86 [2] (0:12.59)	0:30.27 [7] (0:13.83)	0:16.44 [14] (0:16.44)
Average Speed [km/h]	48.8	64.7	59.6	55.0	55.0	56.2	56.1	57.5	57.0	51.8	43.8
Top Speed [km/h]	64.4	66.6	62.8	57.0	55.9	56.9	57.4	58.4	58.7	54.3	48.8
Avg. Dist. to Rail [m]	3.7	1.5	0.8	0.3	0.4	0.1	0.2	0.6	1.0	1.1	0.8
Avg. Stride Freq. [Hz]	2.3	2.4	2.4	2.2	2.2	2.2	2.2	2.3	2.3	2.2	2.1
Avg. Stride Length [m]	5.9	7.4	7.0	6.8	6.9	6.9	7.0	7.0	6.9	6.6	5.9



- [ ] Ranking at each section and finish
- .-.- No data available at this section
- NA No data available

Track Rating: Soft 5, Weather: Overcast, Rail Position: +6m Entire

Section		Overall	1400m	1200m	1000m	800m	600m	400m	Last 600m					
Field Times		1:44.90 (0:19.55)	1:25.35 (0:11.40)	1:13.95 (0:11.85)	1:02.10 (0:12.27)	0:49.83 (0:12.28)	0:37.55 (0:12.55)	0:25.00 (0:12.84)	0:37.55					
Rank	TAB	Horse/Jockey	Barrier	Top Speed [km/h]	Fastest Section							Distance Travelled [m]		
1	8	OCEAN HONOUR Angela Jones	18	63.0 Overall	0:11.71 1400m	1:44.90 [1] (0:20.89)	1:24.01 [12] (0:11.71)	1:12.30 [12] (0:11.94)	1:00.36 [12] (0:12.26)	0:48.10 [12] (0:11.86)	0:36.24 [11] (0:11.98)	0:24.26 [8] (0:12.10)	0:36.24	
2	4	AROUND THE BUOY Tahlia Fenlon	5	62.5 Overall	0:11.85 1400m	1:45.16 [2] (0:20.39)	1:24.77 [10] (0:11.85)	1:12.92 [11] (0:11.94)	1:00.98 [11] (0:12.35)	0:48.63 [11] (0:12.21)	0:36.42 [12] (0:12.13)	0:24.29 [12] (0:12.21)	0:36.42	-1
3	17	MARIPOSA Rikki Jamieson	7	64.5 Overall	0:11.57 1400m	1:45.32 [3] (0:19.69)	1:25.63 [3] (0:11.57)	1:14.06 [3] (0:11.96)	1:02.10 [3] (0:12.34)	0:49.76 [3] (0:12.21)	0:37.55 [3] (0:12.29)	0:25.26 [3] (0:12.75)	0:37.55	-5
4	5	FLYING ROTHE Corey Sutherland	1	62.7 Overall	0:11.77 1400m	1:45.59 [4] (0:20.36)	1:25.23 [9] (0:11.77)	1:13.46 [10] (0:11.99)	1:01.47 [10] (0:12.34)	0:49.13 [10] (0:12.12)	0:37.01 [10] (0:12.17)	0:24.84 [9] (0:12.40)	0:37.01	-7
5	12	COME ON EILEEN Dan McGillivray	11	63.1 1400m	0:11.62 1400m	1:45.65 [5] (0:20.49)	1:25.16 [11] (0:11.62)	1:13.54 [9] (0:11.81)	1:01.73 [9] (0:12.31)	0:49.42 [9] (0:12.30)	0:37.12 [9] (0:12.23)	0:24.89 [10] (0:12.36)	0:37.12	-2
6	3	SPIRIT OF BEANS Les Tilley	8	63.0 Overall	0:11.71 1400m	1:45.78 [6] (0:20.16)	1:25.62 [8] (0:11.71)	1:13.91 [7] (0:12.01)	1:01.90 [7] (0:12.34)	0:49.56 [8] (0:12.15)	0:37.41 [8] (0:12.11)	0:25.30 [6] (0:12.41)	0:37.41	-4
7	19	JUMEIRAH TRIANGLE Luke Miller	12	65.0 Overall	0:11.56 1400m	1:45.87 [7] (0:19.95)	1:25.92 [6] (0:11.56)	1:14.36 [6] (0:11.95)	1:02.41 [6] (0:12.30)	0:50.11 [4] (0:12.17)	0:37.94 [4] (0:12.22)	0:25.72 [4] (0:12.76)	0:37.94	-6
8	11	THE GOLDEN SOUL Jai Williams	3	64.9 Overall	0:11.55 1400m	1:45.89 [8] (0:19.88)	1:26.01 [5] (0:11.55)	1:14.46 [5] (0:11.94)	1:02.52 [4] (0:12.40)	0:50.12 [5] (0:12.26)	0:37.86 [5] (0:12.25)	0:25.61 [5] (0:12.87)	0:37.86	-9
9	9	TEE AMICI Samantha Collett	10	65.1 1400m	0:11.40 1400m	1:46.36 [9] (0:19.55)	1:26.81 [1] (0:11.40)	1:15.41 [1] (0:12.00)	1:03.41 [2] (0:12.28)	0:51.13 [2] (0:12.19)	0:38.94 [2] (0:12.50)	0:26.44 [2] (0:13.05)	0:38.94	-4
10	15	DOYLE Kyle Wilson-Taylor	16	63.5 1400m	0:11.63 1400m	1:47.41 [10] (0:19.71)	1:27.70 [4] (0:11.63)	1:16.07 [4] (0:12.11)	1:03.96 [5] (0:12.45)	0:51.51 [6] (0:12.33)	0:39.18 [6] (0:12.33)	0:26.85 [7] (0:12.97)	0:39.18	+1

Scratched: Cluster's Rein (#1), Don Quixote (#6), King Of Swing (#7), Whisky Train (#10), Dash Dash Dash (#2), Wind Rush Farm (#14), Gregarious (#16), Maple Door (#20), Chief Command (#21), Deal An Ac



# Ipswich QLD Professional

## Race 8: RAY WHITE IPSWICH RATINGS BAND 0 - 58 Handicap - 1690m

11 July 2024 - 16:13



Track Rating: Soft 5, Weather: Overcast, Rail Position: +6m Entire

Section		Overall	1400m	1200m	1000m	800m	600m	400m	Last 600m				
Field Times		1:44.90 (0:19.55)	1:25.35 (0:11.40)	1:13.95 (0:11.85)	1:02.10 (0:12.27)	0:49.83 (0:12.28)	0:37.55 (0:12.55)	0:25.00 (0:12.84)	0:37.55				
Rank	TAB Horse/Jockey	Barrier	Top Speed [km/h]	Fastest Section					Distance Travelled [m]				
11	13 IRISH GYPSY Georgina Cartwright	6	64.5 1400m	0:11.30 1400m	1:47.44 [11] (0:19.67)	1:27.77 [2] (0:11.30)	1:16.47 [2] (0:11.83)	1:04.64 [1] (0:12.27)	0:52.37 [1] (0:12.28)	0:40.09 [1] (0:12.55)	0:27.54 [1] (0:13.29)	0:40.09	-11
12	18 MATSUYAMA Jake Bayliss	4	62.8 Overall	0:11.83 1400m	1:48.24 [12] (0:20.07)	1:28.17 [7] (0:11.83)	1:16.34 [8] (0:11.99)	1:04.35 [8] (0:12.28)	0:52.07 [7] (0:12.17)	0:39.90 [7] (0:12.44)	0:27.46 [11] (0:13.20)	0:39.90	-10

Scratched: Cluster's Rein (#1), Don Quixote (#6), King Of Swing (#7), Whisky Train (#10), Dash Dash Dash (#2), Wind Rush Farm (#14), Gregarious (#16), Maple Door (#20), Chief Command (#21), Deal An Ac

[ ] Ranking at each section and finish  
 -:-:-:- No data available at this section  
 NA No data available

SCN Saddle cloth number  
 DNF Did not finish  
 DNT Did not track



# Ipswich QLD Professional

## Race 8: RAY WHITE IPSWICH RATINGS BAND 0 - 58 Handicap - 1690m

11 July 2024 - 16:13



Track Rating: Soft 5, Weather: Overcast, Rail Position: +6m Entire

Section				200m				Last 600m		
Field Times				0:12.16 (0:12.16)				0:37.55		
Rank	TAB	Horse/Jockey	Barrier	Top Speed [km/h]	Fastest Section	Margin			Distance Travelled [m]	
1	8	OCEAN HONOUR Angela Jones	18	63.0 Overall	0:11.71 1400m	0:12.16 [1] (0:12.16)	1:44.90		0:36.24	
2	4	AROUND THE BUOY Tahlia Fenlon	5	62.5 Overall	0:11.85 1400m	0:12.08 [6] (0:12.08)	1.54L		0:36.42	-1
3	17	MARIPOSA Rikki Jamieson	7	64.5 Overall	0:11.57 1400m	0:12.51 [2] (0:12.51)	2.49L		0:37.55	-5
4	5	FLYING ROTHE Corey Sutherland	1	62.7 Overall	0:11.77 1400m	0:12.44 [9] (0:12.44)	4.09L		0:37.01	-7
5	12	COME ON EILEEN Dan McGillivray	11	63.1 1400m	0:11.62 1400m	0:12.53 [7] (0:12.53)	4.44L		0:37.12	-2
6	3	SPIRIT OF BEANS Les Tilley	8	63.0 Overall	0:11.71 1400m	0:12.89 [3] (0:12.89)	5.2L		0:37.41	-4
7	19	JUMEIRAH TRIANGLE Luke Miller	12	65.0 Overall	0:11.56 1400m	0:12.96 [4] (0:12.96)	5.75L		0:37.94	-6
8	11	THE GOLDEN SOUL Jai Williams	3	64.9 Overall	0:11.55 1400m	0:12.74 [8] (0:12.74)	5.83L		0:37.86	-9
9	9	TEE AMICI Samantha Collett	10	65.1 1400m	0:11.40 1400m	0:13.39 [5] (0:13.39)	8.6L		0:38.94	-4
10	15	DOYLE Kyle Wilson-Taylor	16	63.5 1400m	0:11.63 1400m	0:13.88 [11] (0:13.88)	14.81L		0:39.18	+1

Scratched: Cluster's Rein (#1), Don Quixote (#6), King Of Swing (#7), Whisky Train (#10), Dash Dash Dash (#2), Wind Rush Farm (#14), Gregarious (#16), Maple Door (#20), Chief Command (#21), Deal An Ac

[ ] Ranking at each section and finish  
 -:-:- No data available at this section  
 NA No data available

SCN Saddle cloth number  
 DNF Did not finish  
 DNT Did not track





# Ipswich QLD Professional

## Race 8: RAY WHITE IPSWICH RATINGS BAND 0 - 58 Handicap - 1690m

11 July 2024 - 16:13



Track Rating: Soft 5, Weather: Overcast, Rail Position: +6m Entire

Section							200m			Last 600m	
Field Times							0:12.16			0:37.55	
						(0:12.16)					
Rank	TAB	Horse/Jockey	Barrier	Top Speed [km/h]	Fastest Section	Margin				Distance Travelled [m]	
11	13	IRISH GYPSY	6	64.5	0:11.30	0:14.25 [10]	14.98L			0:40.09	-11
		Georgina Cartwright		1400m	1400m	(0:14.25)					
12	18	MATSUYAMA	4	62.8	0:11.83	0:14.26 [12]	19.64L			0:39.90	-10
		Jake Bayliss		Overall	1400m	(0:14.26)					

Scratched: Cluster's Rein (#1), Don Quixote (#6), King Of Swing (#7), Whisky Train (#10), Dash Dash Dash (#2), Wind Rush Farm (#14), Gregarious (#16), Maple Door (#20), Chief Command (#21), Deal An Ac

[ ] Ranking at each section and finish  
 -:-:-:- No data available at this section  
 NA No data available

SCN Saddle cloth number  
 DNF Did not finish  
 DNT Did not track



Horse/Jockey Name	Ocean Honour
Final Rank	1
Fastest Section Time (Section)	0:11.71 (1400m)
Top Speed [km/h] (Section)	63.0 (Overall)
Race State	Finished



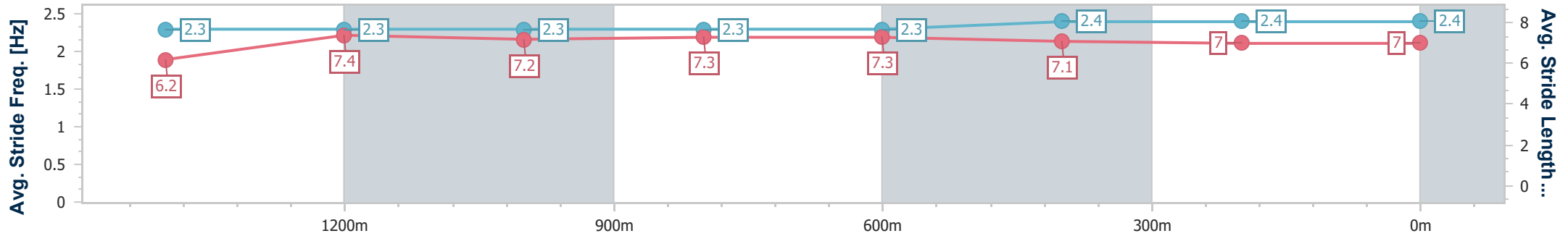
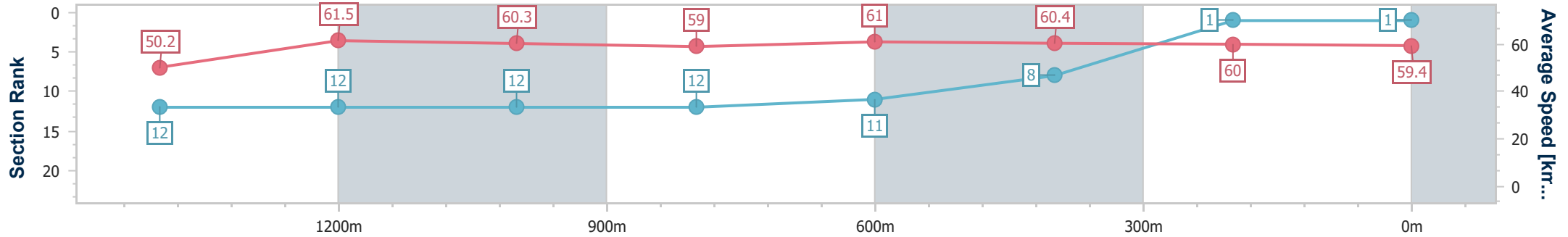
Ipswich QLD Professional  
Race 8: RAY WHITE IPSWICH RATINGS BAND 0 - 58 Handicap - 1690m



11 July 2024 - 16:13

Track Rating: Soft 5, Weather: Overcast, Rail Position: +6m Entire

Section	Overall	1400m	1200m	1000m	800m	600m	400m	200m
Section Times	1:44.90 [1] (0:20.89)	1:24.01 [12] (0:11.71)	1:12.30 [12] (0:11.94)	1:00.36 [12] (0:12.26)	0:48.10 [12] (0:11.86)	0:36.24 [11] (0:11.98)	0:24.26 [8] (0:12.10)	0:12.16 [1] (0:12.16)
Average Speed [km/h]	50.2	61.5	60.3	59.0	61.0	60.4	60.0	59.4
Top Speed [km/h]	63.0	62.3	61.6	60.0	62.6	61.6	61.8	60.3
Avg. Dist. to Rail [m]	6.0	0.4	0.5	1.0	1.5	1.8	2.9	3.5
Avg. Stride Freq. [Hz]	2.3	2.3	2.3	2.3	2.3	2.4	2.4	2.4
Avg. Stride Length [m]	6.2	7.4	7.2	7.3	7.3	7.1	7.0	7.0



- [ ] Ranking at each section and finish
- .-.- No data available at this section
- NA No data available



Horse/Jockey Name	Around The Buoy
Final Rank	2
Fastest Section Time (Section)	0:11.85 (1400m)
Top Speed [km/h] (Section)	62.5 (Overall)
Race State	Finished



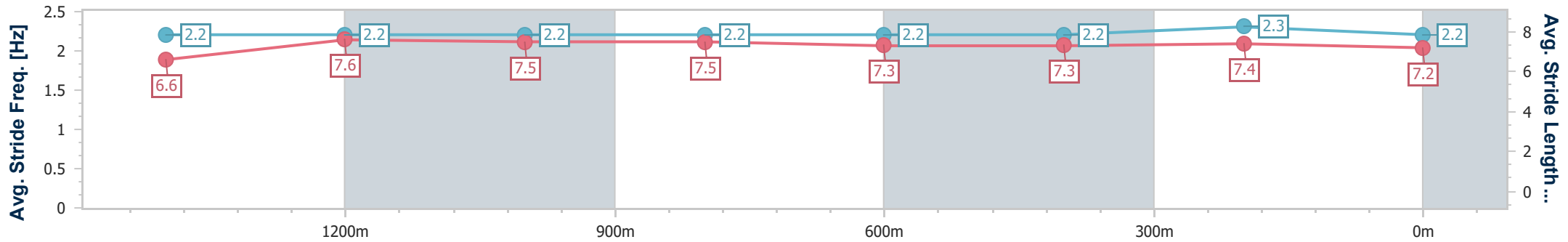
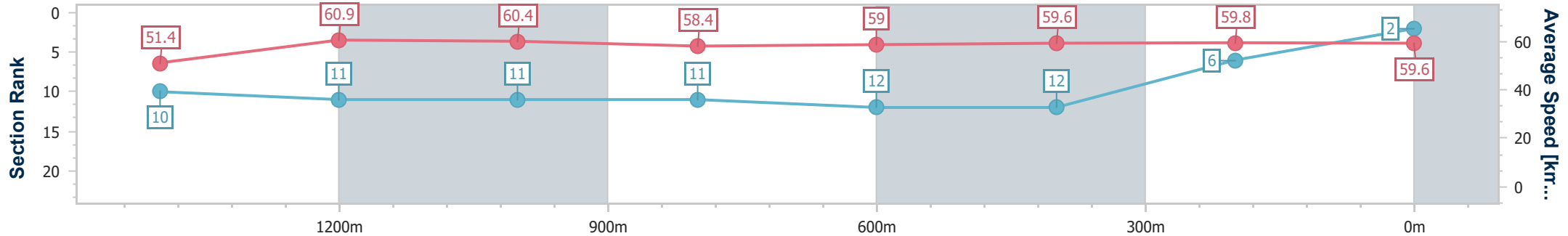
Ipswich QLD Professional  
 Race 8: RAY WHITE IPSWICH RATINGS BAND 0 - 58 Handicap - 1690m



11 July 2024 - 16:13

Track Rating: Soft 5, Weather: Overcast, Rail Position: +6m Entire

Section	Overall	1400m	1200m	1000m	800m	600m	400m	200m
Section Times	1:45.16 [2] (0:20.39)	1:24.77 [10] (0:11.85)	1:12.92 [11] (0:11.94)	1:00.98 [11] (0:12.35)	0:48.63 [11] (0:12.21)	0:36.42 [12] (0:12.13)	0:24.29 [12] (0:12.21)	0:12.08 [6] (0:12.08)
Average Speed [km/h]	51.4	60.9	60.4	58.4	59.0	59.6	59.8	59.6
Top Speed [km/h]	62.5	61.5	61.2	59.7	60.1	60.6	60.4	60.7
Avg. Dist. to Rail [m]	2.8	0.7	0.7	0.9	0.4	1.3	3.9	4.6
Avg. Stride Freq. [Hz]	2.2	2.2	2.2	2.2	2.2	2.2	2.3	2.2
Avg. Stride Length [m]	6.6	7.6	7.5	7.5	7.3	7.3	7.4	7.2



- [ ] Ranking at each section and finish
- .-.- No data available at this section
- NA No data available



Horse/Jockey Name	Mariposa
Final Rank	3
Fastest Section Time (Section)	0:11.57 (1400m)
Top Speed [km/h] (Section)	64.5 (Overall)
Race State	Finished



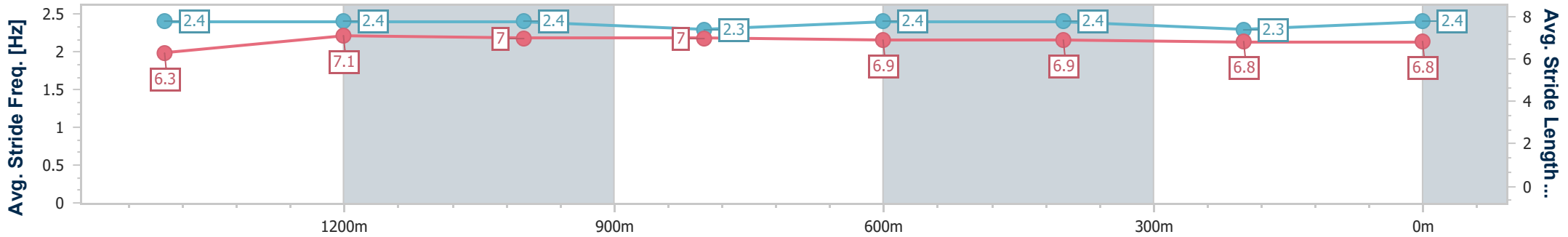
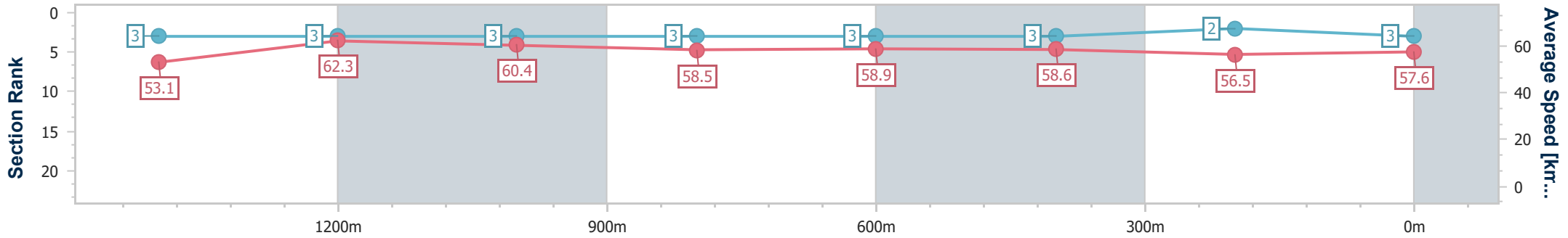
Ipswich QLD Professional  
Race 8: RAY WHITE IPSWICH RATINGS BAND 0 - 58 Handicap - 1690m



11 July 2024 - 16:13

Track Rating: Soft 5, Weather: Overcast, Rail Position: +6m Entire

Section	Overall	1400m	1200m	1000m	800m	600m	400m	200m
Section Times	1:45.32 [3] (0:19.69)	1:25.63 [3] (0:11.57)	1:14.06 [3] (0:11.96)	1:02.10 [3] (0:12.34)	0:49.76 [3] (0:12.21)	0:37.55 [3] (0:12.29)	0:25.26 [3] (0:12.75)	0:12.51 [2] (0:12.51)
Average Speed [km/h]	53.1	62.3	60.4	58.5	58.9	58.6	56.5	57.6
Top Speed [km/h]	64.5	63.4	62.1	59.0	60.1	60.3	58.2	58.6
Avg. Dist. to Rail [m]	5.0	0.7	0.4	0.4	0.1	0.4	0.9	2.5
Avg. Stride Freq. [Hz]	2.4	2.4	2.4	2.3	2.4	2.4	2.3	2.4
Avg. Stride Length [m]	6.3	7.1	7.0	7.0	6.9	6.9	6.8	6.8



- [ ] Ranking at each section and finish
- .-.- No data available at this section
- NA No data available



Horse/Jockey Name	Flying Rothe
Final Rank	4
Fastest Section Time (Section)	0:11.77 (1400m)
Top Speed [km/h] (Section)	62.7 (Overall)
Race State	Finished



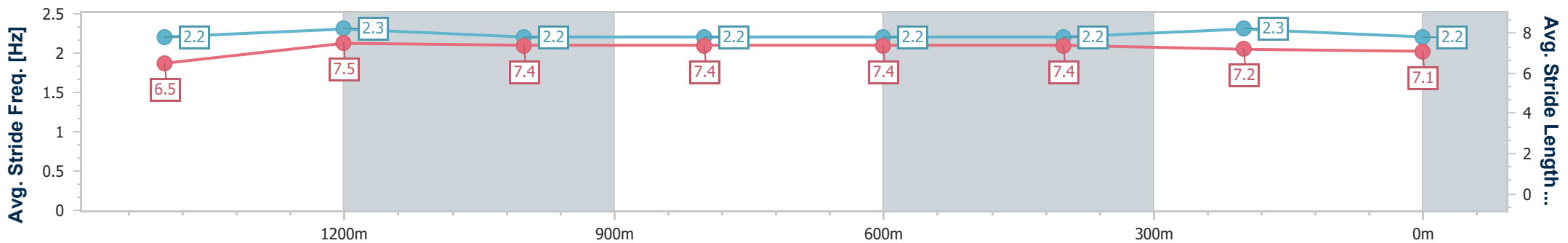
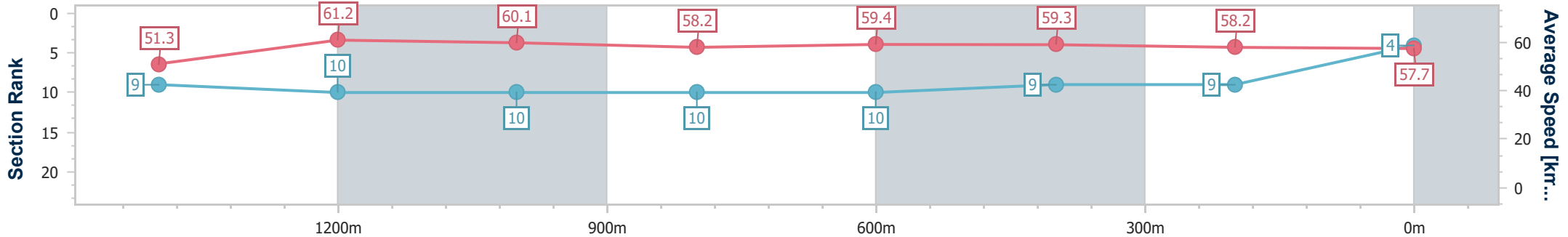
Ipswich QLD Professional  
Race 8: RAY WHITE IPSWICH RATINGS BAND 0 - 58 Handicap - 1690m



11 July 2024 - 16:13

Track Rating: Soft 5, Weather: Overcast, Rail Position: +6m Entire

Section	Overall	1400m	1200m	1000m	800m	600m	400m	200m
Section Times	1:45.59 [4] (0:20.36)	1:25.23 [9] (0:11.77)	1:13.46 [10] (0:11.99)	1:01.47 [10] (0:12.34)	0:49.13 [10] (0:12.12)	0:37.01 [10] (0:12.17)	0:24.84 [9] (0:12.40)	0:12.44 [9] (0:12.44)
Average Speed [km/h]	51.3	61.2	60.1	58.2	59.4	59.3	58.2	57.7
Top Speed [km/h]	62.7	62.4	60.6	59.4	60.0	60.9	59.0	58.7
Avg. Dist. to Rail [m]	1.3	0.3	0.2	0.4	0.3	0.3	1.1	1.9
Avg. Stride Freq. [Hz]	2.2	2.3	2.2	2.2	2.2	2.2	2.3	2.2
Avg. Stride Length [m]	6.5	7.5	7.4	7.4	7.4	7.4	7.2	7.1



- [ ] Ranking at each section and finish
- .-.- No data available at this section
- NA No data available



Horse/Jockey Name	Come On Eileen
Final Rank	5
Fastest Section Time (Section)	0:11.62 (1400m)
Top Speed [km/h] (Section)	63.1 (1400m)
Race State	Finished



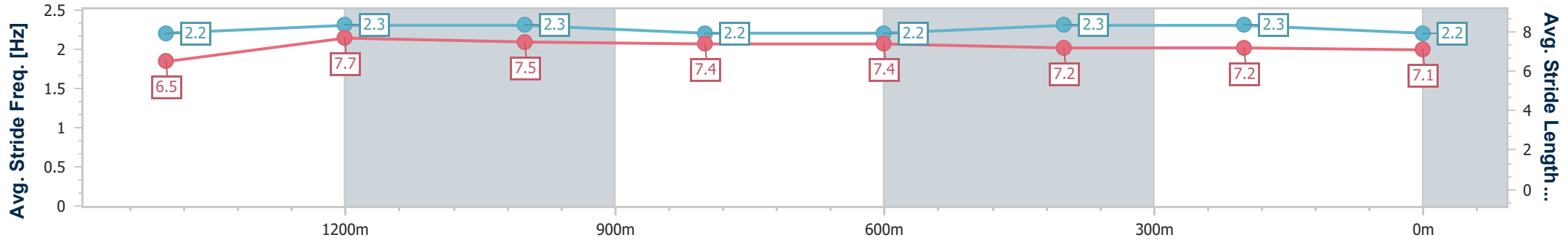
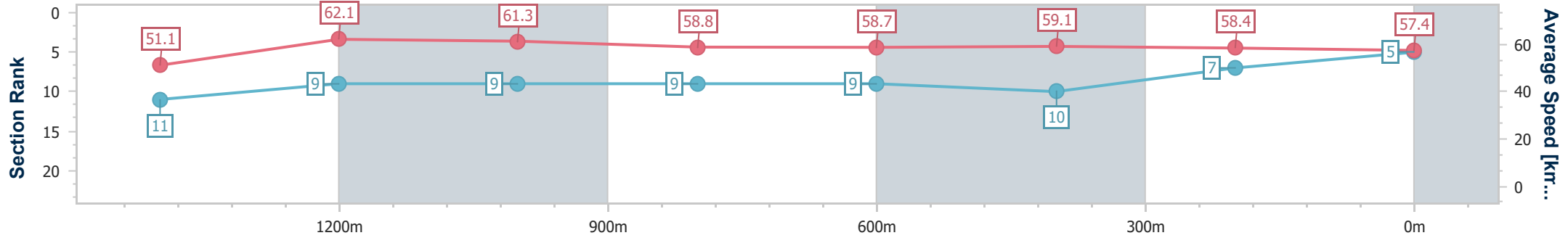
Ipswich QLD Professional  
Race 8: RAY WHITE IPSWICH RATINGS BAND 0 - 58 Handicap - 1690m



11 July 2024 - 16:13

Track Rating: Soft 5, Weather: Overcast, Rail Position: +6m Entire

Section	Overall	1400m	1200m	1000m	800m	600m	400m	200m
Section Times	1:45.65 [5] (0:20.49)	1:25.16 [11] (0:11.62)	1:13.54 [9] (0:11.81)	1:01.73 [9] (0:12.31)	0:49.42 [9] (0:12.30)	0:37.12 [9] (0:12.23)	0:24.89 [10] (0:12.36)	0:12.53 [7] (0:12.53)
Average Speed [km/h]	51.1	62.1	61.3	58.8	58.7	59.1	58.4	57.4
Top Speed [km/h]	62.6	63.1	63.0	60.5	59.8	60.7	59.3	58.4
Avg. Dist. to Rail [m]	5.9	1.1	1.6	1.4	0.9	0.8	1.3	3.6
Avg. Stride Freq. [Hz]	2.2	2.3	2.3	2.2	2.2	2.3	2.3	2.2
Avg. Stride Length [m]	6.5	7.7	7.5	7.4	7.4	7.2	7.2	7.1



- [ ] Ranking at each section and finish
- .-.- No data available at this section
- NA No data available



Horse/Jockey Name	Spirit Of Beans
Final Rank	6
Fastest Section Time (Section)	0:11.71 (1400m)
Top Speed [km/h] (Section)	63.0 (Overall)
Race State	Finished



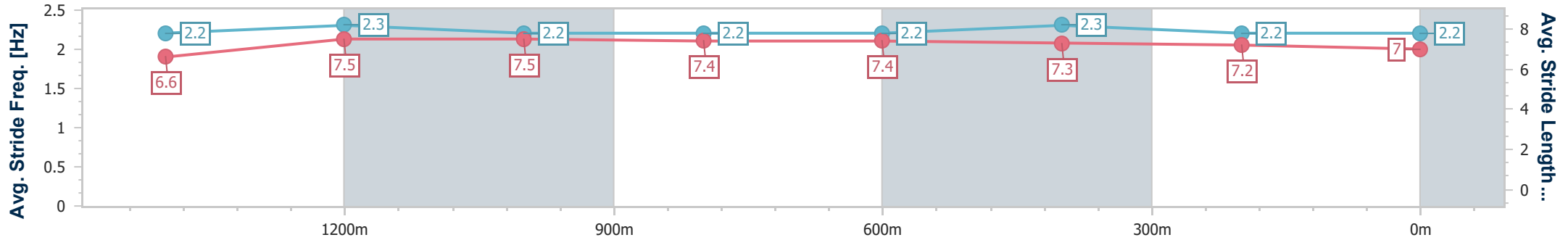
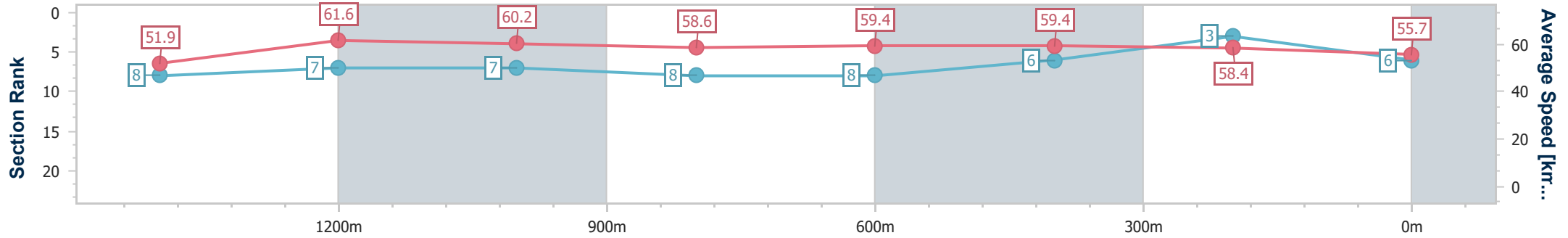
Ipswich QLD Professional  
Race 8: RAY WHITE IPSWICH RATINGS BAND 0 - 58 Handicap - 1690m



11 July 2024 - 16:13

Track Rating: Soft 5, Weather: Overcast, Rail Position: +6m Entire

Section	Overall	1400m	1200m	1000m	800m	600m	400m	200m
Section Times	1:45.78 [6] (0:20.16)	1:25.62 [8] (0:11.71)	1:13.91 [7] (0:12.01)	1:01.90 [7] (0:12.34)	0:49.56 [8] (0:12.15)	0:37.41 [8] (0:12.11)	0:25.30 [6] (0:12.41)	0:12.89 [3] (0:12.89)
Average Speed [km/h]	51.9	61.6	60.2	58.6	59.4	59.4	58.4	55.7
Top Speed [km/h]	63.0	62.8	60.9	59.3	60.0	60.1	58.8	57.7
Avg. Dist. to Rail [m]	4.7	1.0	0.9	1.0	0.3	0.2	1.8	3.0
Avg. Stride Freq. [Hz]	2.2	2.3	2.2	2.2	2.2	2.3	2.2	2.2
Avg. Stride Length [m]	6.6	7.5	7.5	7.4	7.4	7.3	7.2	7.0



- [ ] Ranking at each section and finish
- .-.- No data available at this section
- NA No data available



Horse/Jockey Name	Jumeirah Triangle
Final Rank	7
Fastest Section Time (Section)	0:11.56 (1400m)
Top Speed [km/h] (Section)	65.0 (Overall)
Race State	Finished



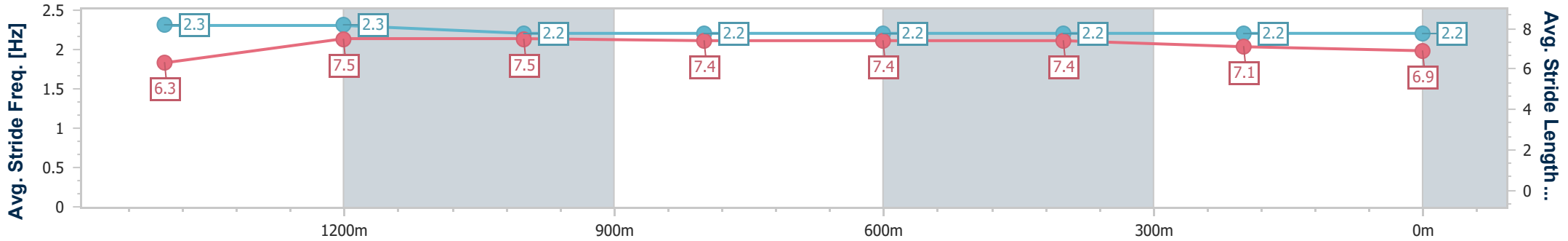
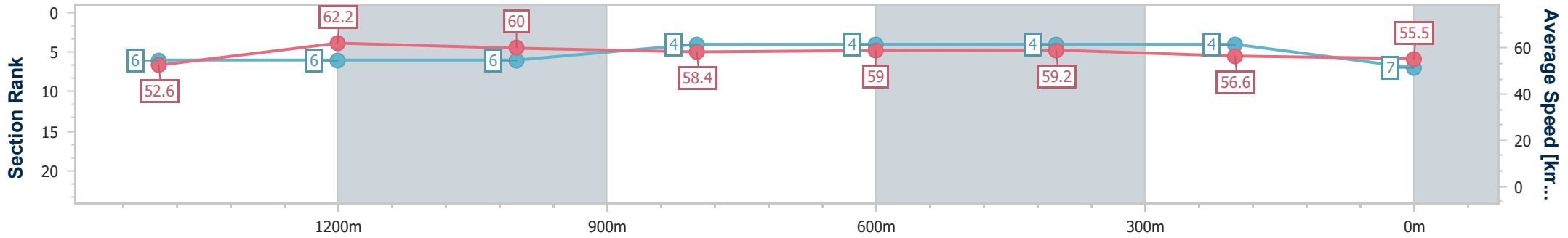
Ipswich QLD Professional  
Race 8: RAY WHITE IPSWICH RATINGS BAND 0 - 58 Handicap - 1690m



11 July 2024 - 16:13

Track Rating: Soft 5, Weather: Overcast, Rail Position: +6m Entire

Section	Overall	1400m	1200m	1000m	800m	600m	400m	200m
Section Times	1:45.87 [7] (0:19.95)	1:25.92 [6] (0:11.56)	1:14.36 [6] (0:11.95)	1:02.41 [6] (0:12.30)	0:50.11 [4] (0:12.17)	0:37.94 [4] (0:12.22)	0:25.72 [4] (0:12.76)	0:12.96 [4] (0:12.96)
Average Speed [km/h]	52.6	62.2	60.0	58.4	59.0	59.2	56.6	55.5
Top Speed [km/h]	65.0	62.9	61.3	59.1	59.6	59.7	58.7	56.6
Avg. Dist. to Rail [m]	7.1	0.5	0.7	0.9	0.4	0.5	1.6	0.6
Avg. Stride Freq. [Hz]	2.3	2.3	2.2	2.2	2.2	2.2	2.2	2.2
Avg. Stride Length [m]	6.3	7.5	7.5	7.4	7.4	7.4	7.1	6.9



- [ ] Ranking at each section and finish
- .-.- No data available at this section
- NA No data available





Horse/Jockey Name	The Golden Soul
Final Rank	8
Fastest Section Time (Section)	0:11.55 (1400m)
Top Speed [km/h] (Section)	64.9 (Overall)
Race State	Finished



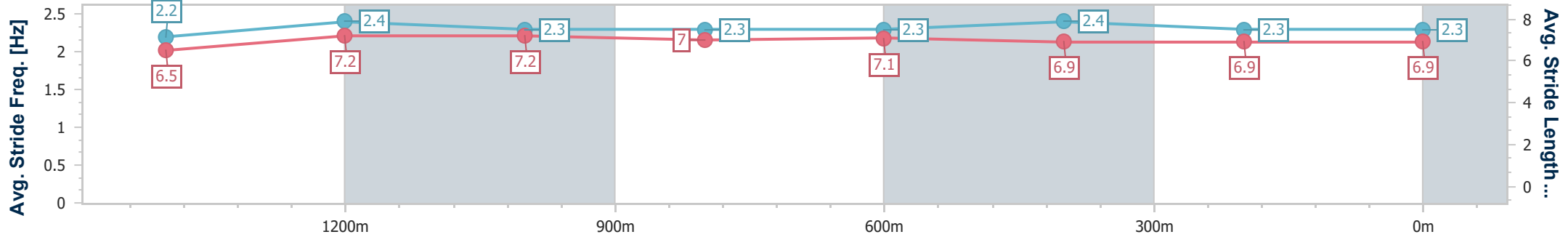
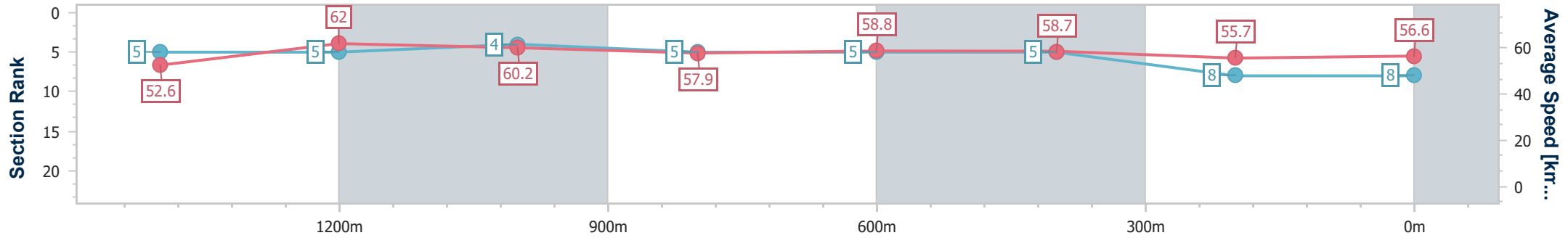
Ipswich QLD Professional  
Race 8: RAY WHITE IPSWICH RATINGS BAND 0 - 58 Handicap - 1690m



11 July 2024 - 16:13

Track Rating: Soft 5, Weather: Overcast, Rail Position: +6m Entire

Section	Overall	1400m	1200m	1000m	800m	600m	400m	200m
Section Times	1:45.89 [8] (0:19.88)	1:26.01 [5] (0:11.55)	1:14.46 [5] (0:11.94)	1:02.52 [4] (0:12.40)	0:50.12 [5] (0:12.26)	0:37.86 [5] (0:12.25)	0:25.61 [5] (0:12.87)	0:12.74 [8] (0:12.74)
Average Speed [km/h]	52.6	62.0	60.2	57.9	58.8	58.7	55.7	56.6
Top Speed [km/h]	64.9	62.9	61.1	58.7	59.1	59.9	57.8	57.5
Avg. Dist. to Rail [m]	1.6	1.2	0.7	0.3	0.3	0.4	0.7	1.1
Avg. Stride Freq. [Hz]	2.2	2.4	2.3	2.3	2.3	2.4	2.3	2.3
Avg. Stride Length [m]	6.5	7.2	7.2	7.0	7.1	6.9	6.9	6.9



- [ ] Ranking at each section and finish
- .-.- No data available at this section
- NA No data available



Horse/Jockey Name	Tee Amici
Final Rank	9
Fastest Section Time (Section)	0:11.40 (1400m)
Top Speed [km/h] (Section)	65.1 (1400m)
Race State	Finished



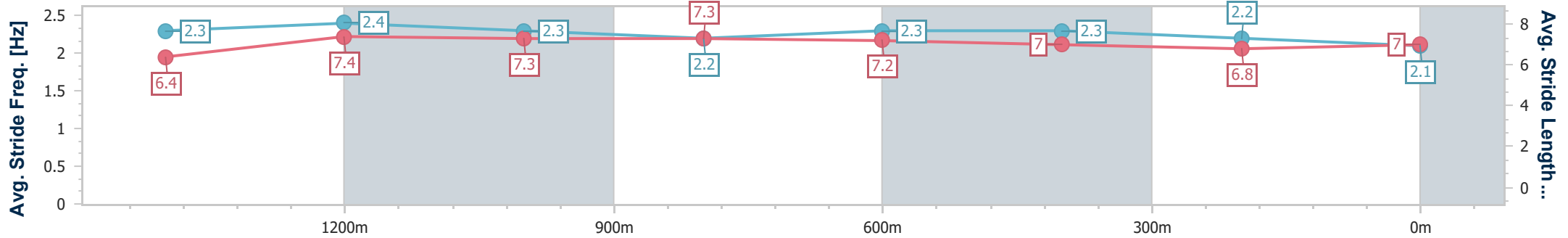
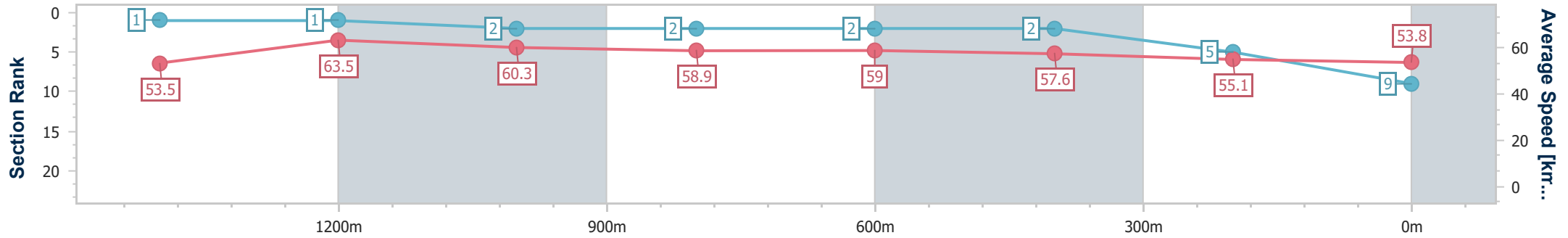
Ipswich QLD Professional  
Race 8: RAY WHITE IPSWICH RATINGS BAND 0 - 58 Handicap - 1690m



11 July 2024 - 16:13

Track Rating: Soft 5, Weather: Overcast, Rail Position: +6m Entire

Section	Overall	1400m	1200m	1000m	800m	600m	400m	200m
Section Times	1:46.36 [9] (0:19.55)	1:26.81 [1] (0:11.40)	1:15.41 [1] (0:12.00)	1:03.41 [2] (0:12.28)	0:51.13 [2] (0:12.19)	0:38.94 [2] (0:12.50)	0:26.44 [2] (0:13.05)	0:13.39 [5] (0:13.39)
Average Speed [km/h]	53.5	63.5	60.3	58.9	59.0	57.6	55.1	53.8
Top Speed [km/h]	64.7	65.1	61.4	59.7	59.7	59.0	55.7	55.6
Avg. Dist. to Rail [m]	5.8	1.4	1.1	0.9	0.7	0.5	0.3	0.3
Avg. Stride Freq. [Hz]	2.3	2.4	2.3	2.2	2.3	2.3	2.2	2.1
Avg. Stride Length [m]	6.4	7.4	7.3	7.3	7.2	7.0	6.8	7.0



- [ ] Ranking at each section and finish
- .-.- No data available at this section
- NA No data available



Horse/Jockey Name	Doyle
Final Rank	10
Fastest Section Time (Section)	0:11.63 (1400m)
Top Speed [km/h] (Section)	63.5 (1400m)
Race State	Finished



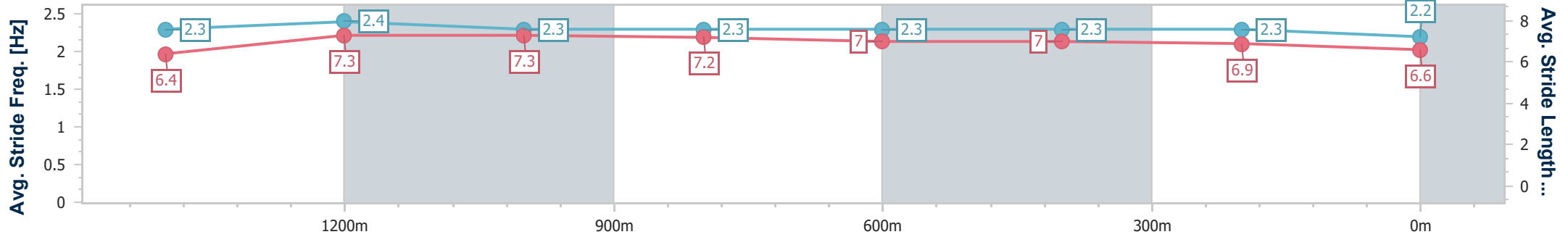
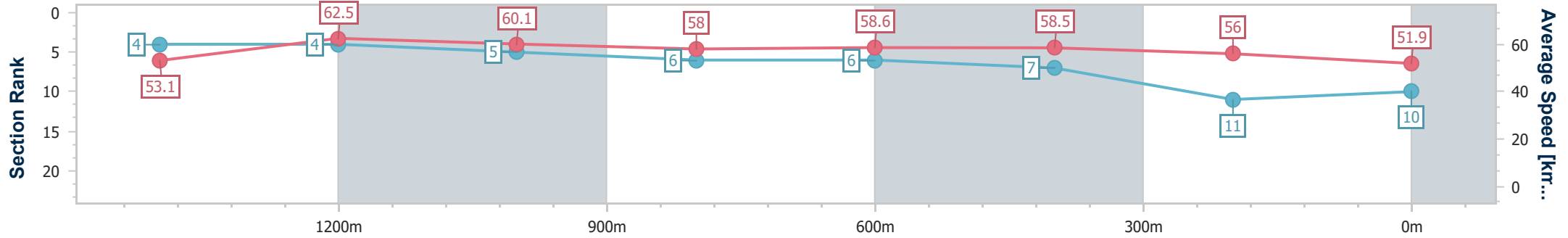
Ipswich QLD Professional  
Race 8: RAY WHITE IPSWICH RATINGS BAND 0 - 58 Handicap - 1690m



11 July 2024 - 16:13

Track Rating: Soft 5, Weather: Overcast, Rail Position: +6m Entire

Section	Overall	1400m	1200m	1000m	800m	600m	400m	200m					
Section Times	1:47.41 [10] (0:19.71)	1:27.70 [4] (0:11.63)	1:16.07 [4] (0:12.11)	1:03.96 [5] (0:12.45)	0:51.51 [6] (0:12.33)	0:39.18 [6] (0:12.33)	0:26.85 [7] (0:12.97)	0:13.88 [11] (0:13.88)					
Average Speed [km/h]	53.1	62.5	60.1	58.0	58.6	58.5	56.0	51.9					
Top Speed [km/h]	63.1	63.5	61.0	58.9	59.2	59.5	57.8	55.0					
Avg. Dist. to Rail [m]	8.4	2.6	1.9	1.7	1.2	0.9	2.5	4.2					
Avg. Stride Freq. [Hz]	2.3	2.4	2.3	2.3	2.3	2.3	2.3	2.2					
Avg. Stride Length [m]	6.4	7.3	7.3	7.2	7.0	7.0	6.9	6.6					



- [ ] Ranking at each section and finish
- .-.- No data available at this section
- NA No data available



Horse/Jockey Name	Irish Gypsy
Final Rank	11
Fastest Section Time (Section)	0:11.30 (1400m)
Top Speed [km/h] (Section)	64.5 (1400m)
Race State	Finished



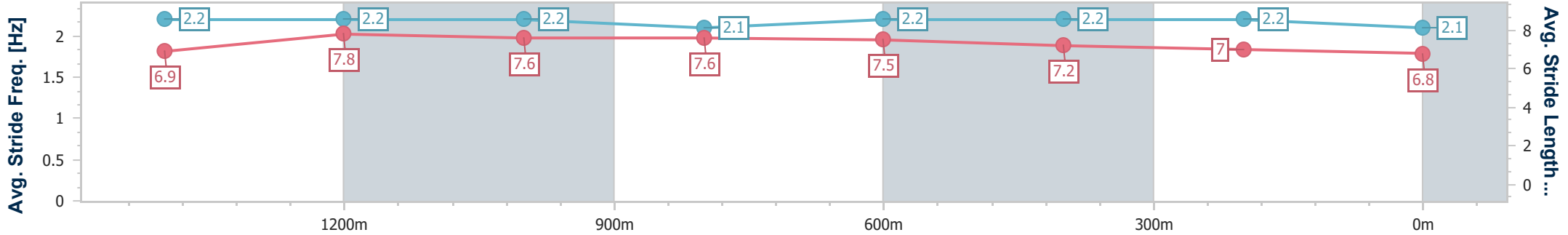
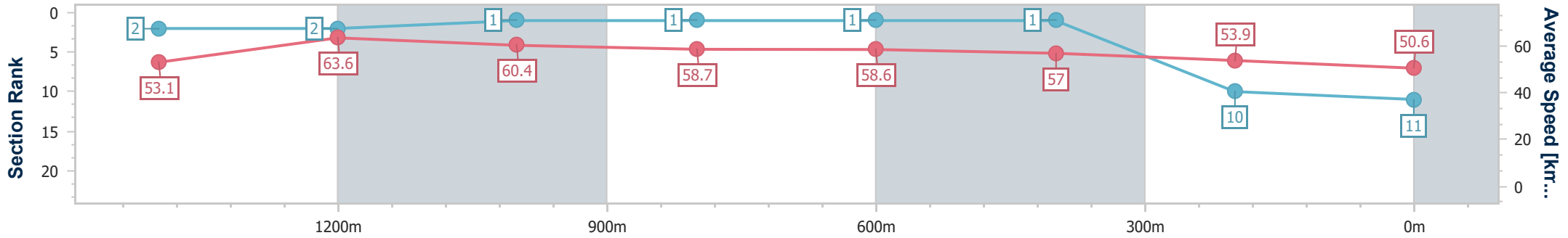
Ipswich QLD Professional  
 Race 8: RAY WHITE IPSWICH RATINGS BAND 0 - 58 Handicap - 1690m



11 July 2024 - 16:13

Track Rating: Soft 5, Weather: Overcast, Rail Position: +6m Entire

Section	Overall	1400m	1200m	1000m	800m	600m	400m	200m
Section Times	1:47.44 [11] (0:19.67)	1:27.77 [2] (0:11.30)	1:16.47 [2] (0:11.83)	1:04.64 [1] (0:12.27)	0:52.37 [1] (0:12.28)	0:40.09 [1] (0:12.55)	0:27.54 [1] (0:13.29)	0:14.25 [10] (0:14.25)
Average Speed [km/h]	53.1	63.6	60.4	58.7	58.6	57.0	53.9	50.6
Top Speed [km/h]	64.1	64.5	61.7	59.3	59.1	58.8	55.5	52.7
Avg. Dist. to Rail [m]	3.6	1.1	1.0	0.5	0.3	1.1	1.4	1.6
Avg. Stride Freq. [Hz]	2.2	2.2	2.2	2.1	2.2	2.2	2.2	2.1
Avg. Stride Length [m]	6.9	7.8	7.6	7.6	7.5	7.2	7.0	6.8



- [ ] Ranking at each section and finish
- .-.- No data available at this section
- NA No data available



Horse/Jockey Name	Matsuyama
Final Rank	12
Fastest Section Time (Section)	0:11.83 (1400m)
Top Speed [km/h] (Section)	62.8 (Overall)
Race State	Finished



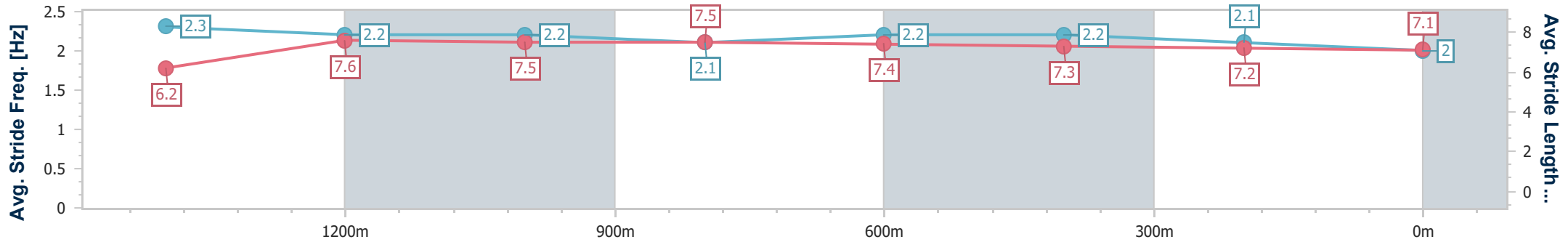
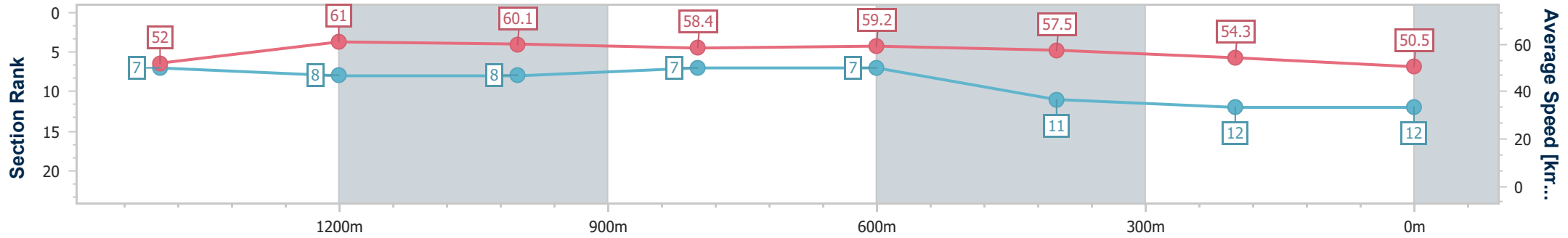
Ipswich QLD Professional  
Race 8: RAY WHITE IPSWICH RATINGS BAND 0 - 58 Handicap - 1690m



11 July 2024 - 16:13

Track Rating: Soft 5, Weather: Overcast, Rail Position: +6m Entire

Section	Overall	1400m	1200m	1000m	800m	600m	400m	200m					
Section Times	1:48.24 [12] (0:20.07)	1:28.17 [7] (0:11.83)	1:16.34 [8] (0:11.99)	1:04.35 [8] (0:12.28)	0:52.07 [7] (0:12.17)	0:39.90 [7] (0:12.44)	0:27.46 [11] (0:13.20)	0:14.26 [12] (0:14.26)					
Average Speed [km/h]	52.0	61.0	60.1	58.4	59.2	57.5	54.3	50.5					
Top Speed [km/h]	62.8	61.5	60.7	58.9	59.7	58.9	56.1	53.2					
Avg. Dist. to Rail [m]	2.2	0.2	0.1	0.2	0.6	1.1	1.1	0.6					
Avg. Stride Freq. [Hz]	2.3	2.2	2.2	2.1	2.2	2.2	2.1	2.0					
Avg. Stride Length [m]	6.2	7.6	7.5	7.5	7.4	7.3	7.2	7.1					



- [ ] Ranking at each section and finish
- .-.- No data available at this section
- NA No data available