



# Eagle Farm QLD Professional

## Race 8: LADBROKES EASY FORM Class 1 Handicap - 1600m

10 July 2024 - 16:36



BRISBANE  
RACING CLUB

Track Rating: Soft 7, Weather: Overcast, Rail Position: +11m Entire

Section														
Field Times	Overall	1400m	1200m	1000m	800m	600m	400m	Last 600m						
	1:40.05 (0:14.46)	1:25.59 (0:11.97)	1:13.62 (0:12.62)	1:01.00 (0:12.96)	0:48.04 (0:12.69)	0:35.35 (0:12.03)	0:23.32 (0:11.34)	0:35.35						
Rank	TAB	Horse/Jockey	Barrier	Top Speed [km/h]	Fastest Section									Distance Travelled [m]
1	2	TANNENBURG Michael Rodd	3	66.3 400m	0:11.05 400m	1:40.05 [1] (0:14.57)	1:25.48 [4] (0:12.29)	1:13.19 [5] (0:12.73)	1:00.46 [5] (0:12.98)	0:47.48 [6] (0:12.75)	0:34.73 [7] (0:11.79)	0:22.94 [8] (0:11.05)	0:34.73	
2	13	JENNI MOREESE Karl Zechner	5	66.5 400m	0:11.08 400m	1:40.16 [2] (0:14.79)	1:25.37 [6] (0:12.27)	1:13.10 [6] (0:12.67)	1:00.43 [6] (0:12.88)	0:47.55 [8] (0:12.67)	0:34.88 [6] (0:11.73)	0:23.15 [6] (0:11.08)	0:34.88	+2
3	11	YALLA Angela Jones	8	64.3 400m	0:11.34 400m	1:40.22 [3] (0:14.46)	1:25.76 [1] (0:11.97)	1:13.79 [1] (0:12.62)	1:01.17 [1] (0:12.96)	0:48.21 [1] (0:12.69)	0:35.52 [1] (0:12.03)	0:23.49 [1] (0:11.34)	0:35.52	-3
4	6	WATERMELON Boris Thornton	14	66.6 400m	0:11.11 400m	1:40.34 [4] (0:15.16)	1:25.18 [12] (0:12.33)	1:12.85 [12] (0:12.73)	1:00.12 [12] (0:12.75)	0:47.37 [12] (0:12.53)	0:34.84 [11] (0:11.62)	0:23.22 [9] (0:11.11)	0:34.84	+4
5	18	DEAL AN ACE Robbie Dolan	11	64.5 400m	0:11.38 400m	1:40.35 [5] (0:14.70)	1:25.65 [5] (0:11.90)	1:13.75 [2] (0:12.72)	1:01.03 [2] (0:12.88)	0:48.15 [2] (0:12.74)	0:35.41 [3] (0:11.82)	0:23.59 [2] (0:11.38)	0:35.41	-3
6	10	MOONSHINE RUN Les Tilley	16	66.0 400m	0:11.20 400m	1:40.37 [6] (0:15.03)	1:25.34 [10] (0:12.36)	1:12.98 [11] (0:12.80)	1:00.18 [11] (0:12.72)	0:47.46 [11] (0:12.44)	0:35.02 [8] (0:11.58)	0:23.44 [4] (0:11.20)	0:35.02	+7
7	1	SHY GUY Jake Bayliss	6	64.5 400m	0:11.35 400m	1:40.76 [7] (0:14.57)	1:26.19 [3] (0:12.24)	1:13.95 [4] (0:12.73)	1:01.22 [4] (0:12.81)	0:48.41 [4] (0:12.58)	0:35.83 [2] (0:11.94)	0:23.89 [3] (0:11.35)	0:35.83	+4
8	12	FIREBOLT Damien Thornton	13	65.0 400m	0:11.38 400m	1:40.92 [8] (0:15.01)	1:25.91 [9] (0:12.26)	1:13.65 [9] (0:12.70)	1:00.95 [9] (0:12.81)	0:48.14 [9] (0:12.68)	0:35.46 [10] (0:11.71)	0:23.75 [10] (0:11.38)	0:35.46	+2
9	15	KING OF SWING Samantha Collett	9	63.9 400m	0:11.54 400m	1:40.95 [9] (0:14.91)	1:26.04 [8] (0:12.24)	1:13.80 [8] (0:12.66)	1:01.14 [8] (0:12.72)	0:48.42 [5] (0:12.54)	0:35.88 [5] (0:11.95)	0:23.93 [7] (0:11.54)	0:35.88	+4
10	14	LISSARO Casey Waddell	1	64.1 400m	0:11.44 400m	1:40.95 [10] (0:14.87)	1:26.08 [7] (0:12.25)	1:13.83 [7] (0:12.62)	1:01.21 [7] (0:12.84)	0:48.37 [7] (0:12.80)	0:35.57 [9] (0:11.80)	0:23.77 [11] (0:11.44)	0:35.57	-2

Scratched: Free Carry (#4), Release Le Missile (#5), Dash Dash Dash (#7), Around The Buoy (#8), Better Be Slick (#3), Maple Door (#16)

[ ] Ranking at each section and finish  
 -:-:- No data available at this section  
 NA No data available

SCN Saddle cloth number  
 DNF Did not finish  
 DNT Did not track



# Eagle Farm QLD Professional

## Race 8: LADBROKES EASY FORM Class 1 Handicap - 1600m

10 July 2024 - 16:36



BRISBANE  
RACING CLUB

Track Rating: Soft 7, Weather: Overcast, Rail Position: +11m Entire

Section	Overall	1400m	1200m	1000m	800m	600m	400m	Last 600m						
Field Times	1:40.05 (0:14.46)	1:25.59 (0:11.97)	1:13.62 (0:12.62)	1:01.00 (0:12.96)	0:48.04 (0:12.69)	0:35.35 (0:12.03)	0:23.32 (0:11.34)	0:35.35						
Rank	TAB	Horse/Jockey	Barrier	Top Speed [km/h]	Fastest Section									Distance Travelled [m]
11	17	<b>EL KABONG</b> Marnu Potgieter	2	63.1 400m	0:11.60 400m	1:40.96 [11] (0:14.51)	1:26.45 [2] (0:12.09)	1:14.36 [3] (0:12.77)	1:01.59 [3] (0:12.98)	0:48.61 [3] (0:12.70)	0:35.91 [4] (0:11.92)	0:23.99 [5] (0:11.60)	0:35.91	-3
12	9	<b>DARK TANGENT</b> Sean Cormack	10	63.3 400m	0:11.54 400m	1:41.84 [12] (0:15.13)	1:26.71 [11] (0:12.24)	1:14.47 [10] (0:12.68)	1:01.79 [10] (0:12.79)	0:49.00 [10] (0:12.73)	0:36.27 [12] (0:11.93)	0:24.34 [12] (0:11.54)	0:36.27	-2

Scratched: Free Carry (#4), Release Le Missile (#5), Dash Dash Dash (#7), Around The Buoy (#8), Better Be Slick (#3), Maple Door (#16)

[ ] Ranking at each section and finish  
 -:-:- No data available at this section  
 NA No data available

SCN Saddle cloth number  
 DNF Did not finish  
 DNT Did not track



# Eagle Farm QLD Professional

## Race 8: LADBROKES EASY FORM Class 1 Handicap - 1600m

10 July 2024 - 16:36



BRISBANE  
RACING CLUB

Track Rating: Soft 7, Weather: Overcast, Rail Position: +11m Entire

Section							200m			Last 600m
Field Times							0:11.98			0:35.35
							(0:11.98)			
Rank	TAB	Horse/Jockey	Barrier	Top Speed [km/h]	Fastest Section	Margin			Distance Travelled [m]	
1	2	<b>TANNENBURG</b> Michael Rodd	3	66.3 400m	0:11.05 400m	0:11.89 [5] (0:11.89)	1:40.05		0:34.73	
2	13	<b>JENNI MOREESE</b> Karl Zechner	5	66.5 400m	0:11.08 400m	0:12.07 [2] (0:12.07)	0.62L		0:34.88 +2	
3	11	<b>YALLA</b> Angela Jones	8	64.3 400m	0:11.34 400m	0:12.15 [1] (0:12.15)	1.01L		0:35.52 -3	
4	6	<b>WATERMELON</b> Boris Thornton	14	66.6 400m	0:11.11 400m	0:12.11 [7] (0:12.11)	1.69L		0:34.84 +4	
5	18	<b>DEAL AN ACE</b> Robbie Dolan	11	64.5 400m	0:11.38 400m	0:12.21 [4] (0:12.21)	1.79L		0:35.41 -3	
6	10	<b>MOONSHINE RUN</b> Les Tilley	16	66.0 400m	0:11.20 400m	0:12.24 [3] (0:12.24)	1.89L		0:35.02 +7	
7	1	<b>SHY GUY</b> Jake Bayliss	6	64.5 400m	0:11.35 400m	0:12.54 [6] (0:12.54)	4.16L		0:35.83 +4	
8	12	<b>FIREBOLT</b> Damien Thornton	13	65.0 400m	0:11.38 400m	0:12.37 [8] (0:12.37)	5.08L		0:35.46 +2	
9	15	<b>KING OF SWING</b> Samantha Collett	9	63.9 400m	0:11.54 400m	0:12.39 [9] (0:12.39)	5.27L		0:35.88 +4	
10	14	<b>LISSARO</b> Casey Waddell	1	64.1 400m	0:11.44 400m	0:12.33 [11] (0:12.33)	5.29L		0:35.57 -2	

Scratched: Free Carry (#4), Release Le Missile (#5), Dash Dash Dash (#7), Around The Buoy (#8), Better Be Slick (#3), Maple Door (#16)

[ ] Ranking at each section and finish  
-:--:- No data available at this section  
NA No data available

SCN Saddle cloth number  
DNF Did not finish  
DNT Did not track



# Eagle Farm QLD Professional

## Race 8: LADBROKES EASY FORM Class 1 Handicap - 1600m

10 July 2024 - 16:36



BRISBANE  
RACING CLUB

Track Rating: Soft 7, Weather: Overcast, Rail Position: +11m Entire

Section				200m				Last 600m	
Field Times				0:11.98 (0:11.98)				0:35.35	
Rank	TAB Horse/Jockey	Barrier	Top Speed [km/h]	Fastest Section	Margin			Distance Travelled [m]	
11	17 <b>EL KABONG</b> Marnu Potgieter	2	63.1 400m	0:11.60 400m	0:12.39 [10] (0:12.39)	5.36L		0:35.91	-3
12	9 <b>DARK TANGENT</b> Sean Cormack	10	63.3 400m	0:11.54 400m	0:12.80 [12] (0:12.80)	10.52L		0:36.27	-2

Scratched: Free Carry (#4), Release Le Missile (#5), Dash Dash Dash (#7), Around The Buoy (#8), Better Be Slick (#3), Maple Door (#16)

[ ] Ranking at each section and finish  
 -:-:-:- No data available at this section  
 NA No data available

SCN Saddle cloth number  
 DNF Did not finish  
 DNT Did not track



Horse/Jockey Name	Tannenburg
Final Rank	1
Fastest Section Time (Section)	0:11.05 (400m)
Top Speed [km/h] (Section)	66.3 (400m)
Race State	Finished



### Eagle Farm QLD Professional

Race 8: LADBROKES EASY FORM Class 1 Handicap - 1600m

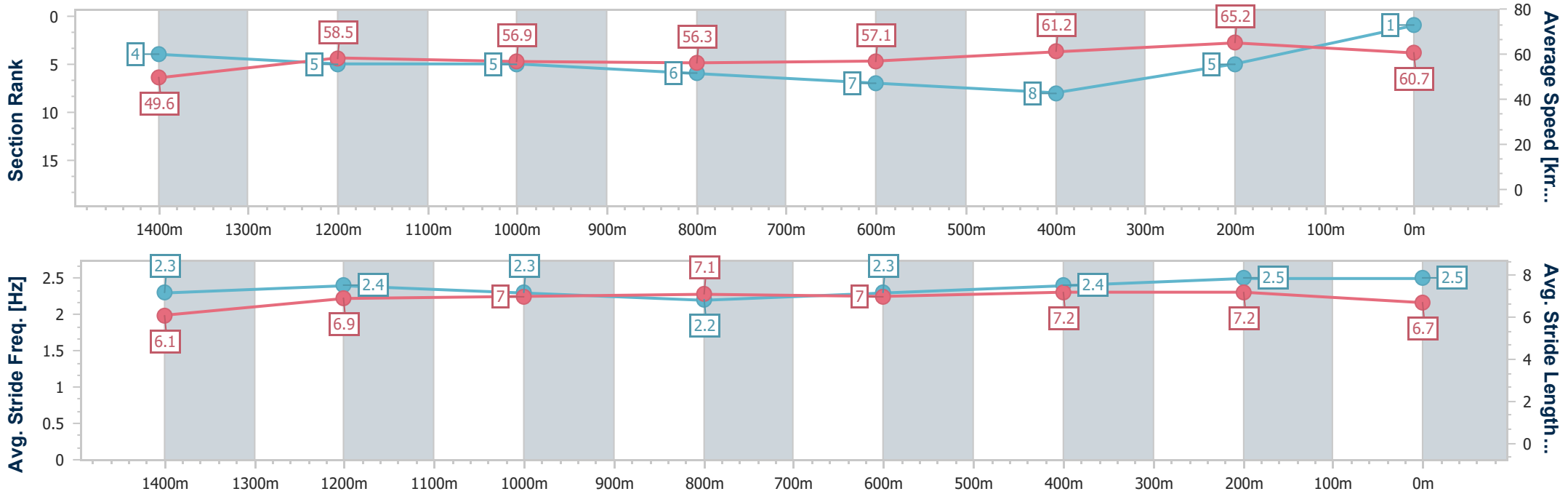
10 July 2024 - 16:36

Track Rating: Soft 7, Weather: Overcast, Rail Position: +11m Entire



BRISBANE RACING CLUB

Section	Overall	1400m	1200m	1000m	800m	600m	400m	200m
Section Times	1:40.05 [1] (0:14.57)	1:25.48 [4] (0:12.29)	1:13.19 [5] (0:12.73)	1:00.46 [5] (0:12.98)	0:47.48 [6] (0:12.75)	0:34.73 [7] (0:11.79)	0:22.94 [8] (0:11.05)	0:11.89 [5] (0:11.89)
Average Speed [km/h]	49.6	58.5	56.9	56.3	57.1	61.2	65.2	60.7
Top Speed [km/h]	60.5	60.4	58.4	56.9	59.2	64.3	66.3	64.7
Avg. Dist. to Rail [m]	2.1	2.6	2.8	3.0	2.5	1.2	1.9	3.8
Avg. Stride Freq. [Hz]	2.3	2.4	2.3	2.2	2.3	2.4	2.5	2.5
Avg. Stride Length [m]	6.1	6.9	7.0	7.1	7.0	7.2	7.2	6.7



- [ ] Ranking at each section and finish
- .-.- No data available at this section
- NA No data available



Horse/Jockey Name	Jenni Moreese
Final Rank	2
Fastest Section Time (Section)	0:11.08 (400m)
Top Speed [km/h] (Section)	66.5 (400m)
Race State	Finished



Eagle Farm QLD Professional

Race 8: LADBROKES EASY FORM Class 1 Handicap - 1600m

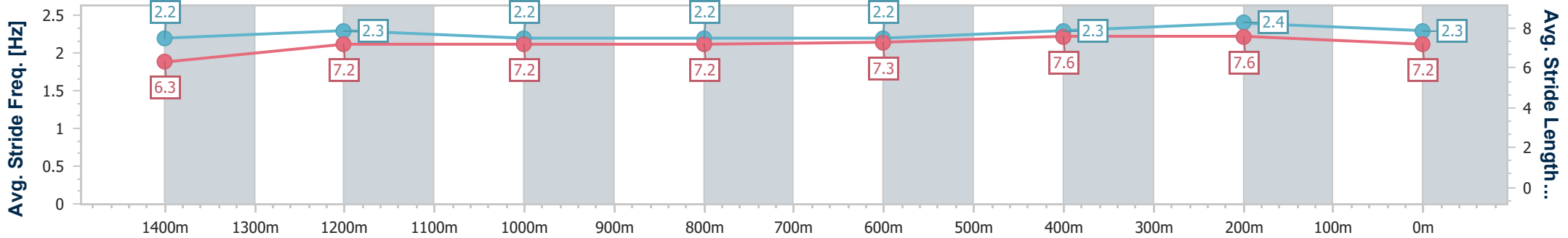
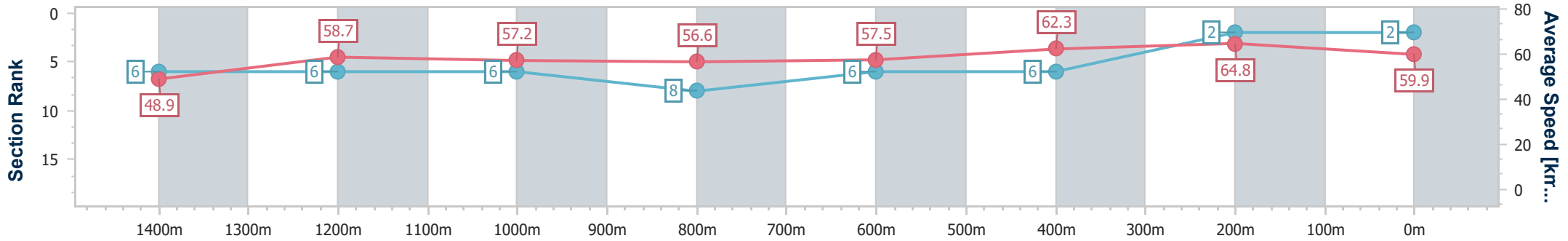
10 July 2024 - 16:36

Track Rating: Soft 7, Weather: Overcast, Rail Position: +11m Entire



BRISBANE RACING CLUB

Section	Overall	1400m	1200m	1000m	800m	600m	400m	200m
Section Times	1:40.16 [2] (0:14.79)	1:25.37 [6] (0:12.27)	1:13.10 [6] (0:12.67)	1:00.43 [6] (0:12.88)	0:47.55 [8] (0:12.67)	0:34.88 [6] (0:11.73)	0:23.15 [6] (0:11.08)	0:12.07 [2] (0:12.07)
Average Speed [km/h]	48.9	58.7	57.2	56.6	57.5	62.3	64.8	59.9
Top Speed [km/h]	60.6	60.6	58.7	57.8	58.3	65.6	66.5	62.8
Avg. Dist. to Rail [m]	2.3	2.7	3.0	2.9	3.0	3.1	6.0	7.0
Avg. Stride Freq. [Hz]	2.2	2.3	2.2	2.2	2.2	2.3	2.4	2.3
Avg. Stride Length [m]	6.3	7.2	7.2	7.2	7.3	7.6	7.6	7.2



- [ ] Ranking at each section and finish
- .-.- No data available at this section
- NA No data available



Horse/Jockey Name	Yalla
Final Rank	3
Fastest Section Time (Section)	0:11.34 (400m)
Top Speed [km/h] (Section)	64.3 (400m)
Race State	Finished



### Eagle Farm QLD Professional

Race 8: LADBROKES EASY FORM Class 1 Handicap - 1600m

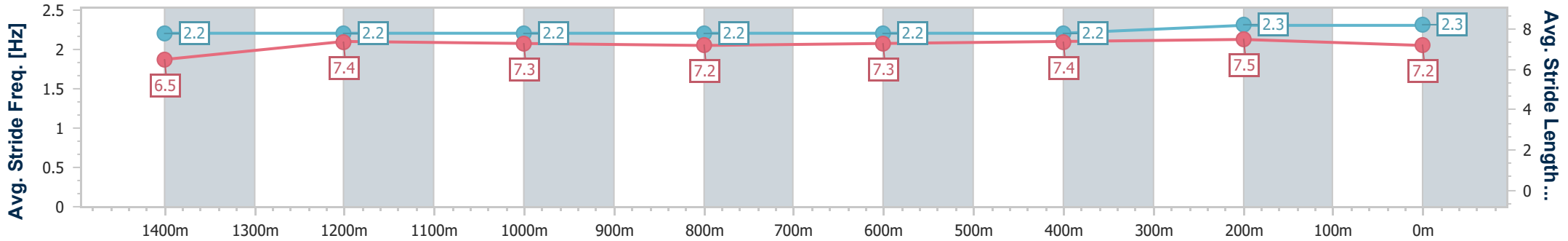
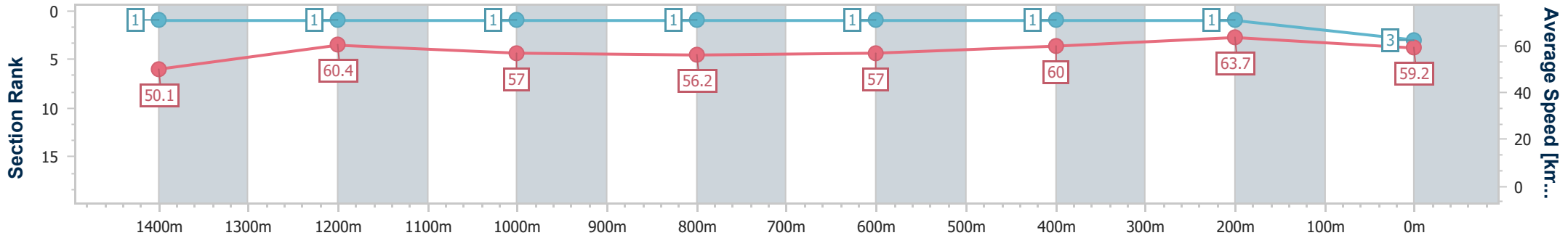
10 July 2024 - 16:36

Track Rating: Soft 7, Weather: Overcast, Rail Position: +11m Entire



BRISBANE RACING CLUB

Section	Overall	1400m	1200m	1000m	800m	600m	400m	200m
Section Times	1:40.22 [3] (0:14.46)	1:25.76 [1] (0:11.97)	1:13.79 [1] (0:12.62)	1:01.17 [1] (0:12.96)	0:48.21 [1] (0:12.69)	0:35.52 [1] (0:12.03)	0:23.49 [1] (0:11.34)	0:12.15 [1] (0:12.15)
Average Speed [km/h]	50.1	60.4	57.0	56.2	57.0	60.0	63.7	59.2
Top Speed [km/h]	61.8	62.0	59.1	56.9	58.2	62.8	64.3	62.8
Avg. Dist. to Rail [m]	3.1	2.8	2.0	1.9	1.2	0.7	3.1	4.7
Avg. Stride Freq. [Hz]	2.2	2.2	2.2	2.2	2.2	2.2	2.3	2.3
Avg. Stride Length [m]	6.5	7.4	7.3	7.2	7.3	7.4	7.5	7.2



- [ ] Ranking at each section and finish
- .-.- No data available at this section
- NA No data available



Horse/Jockey Name	Watermelon
Final Rank	4
Fastest Section Time (Section)	0:11.11 (400m)
Top Speed [km/h] (Section)	66.6 (400m)
Race State	Finished



### Eagle Farm QLD Professional

Race 8: LADBROKES EASY FORM Class 1 Handicap - 1600m

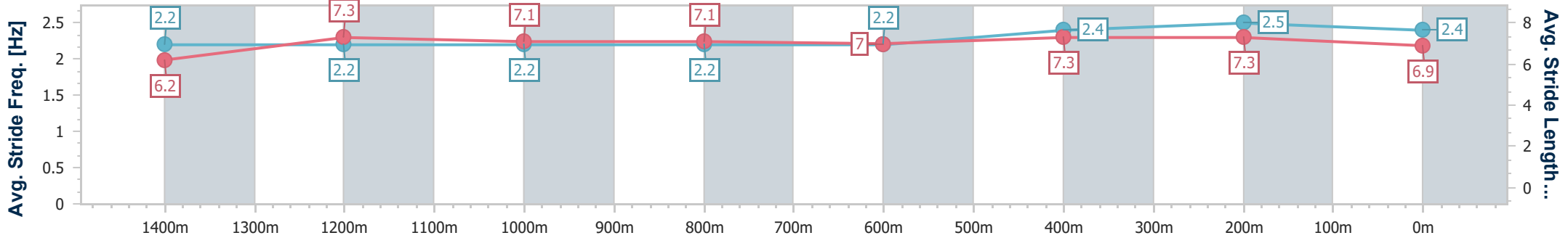
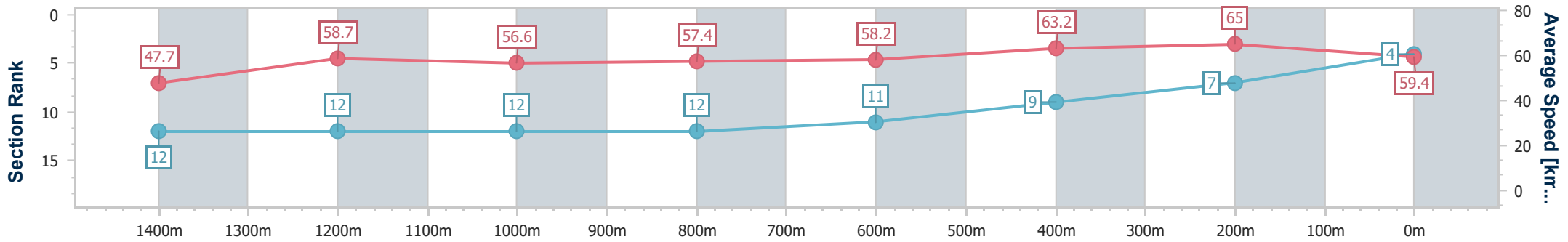
10 July 2024 - 16:36

Track Rating: Soft 7, Weather: Overcast, Rail Position: +11m Entire



BRISBANE RACING CLUB

Section	Overall	1400m	1200m	1000m	800m	600m	400m	200m
Section Times	1:40.34 [4] (0:15.16)	1:25.18 [12] (0:12.33)	1:12.85 [12] (0:12.73)	1:00.12 [12] (0:12.75)	0:47.37 [12] (0:12.53)	0:34.84 [11] (0:11.62)	0:23.22 [9] (0:11.11)	0:12.11 [7]
Average Speed [km/h]	47.7	58.7	56.6	57.4	58.2	63.2	65.0	59.4
Top Speed [km/h]	58.8	59.8	57.7	58.4	59.9	66.0	66.6	63.3
Avg. Dist. to Rail [m]	5.1	3.2	3.2	3.2	3.1	4.3	9.5	11.3
Avg. Stride Freq. [Hz]	2.2	2.2	2.2	2.2	2.2	2.4	2.5	2.4
Avg. Stride Length [m]	6.2	7.3	7.1	7.1	7.0	7.3	7.3	6.9



- [ ] Ranking at each section and finish
- .-.- No data available at this section
- NA No data available





Horse/Jockey Name	Deal An Ace
Final Rank	5
Fastest Section Time (Section)	0:11.38 (400m)
Top Speed [km/h] (Section)	64.5 (400m)
Race State	Finished



Eagle Farm QLD Professional

Race 8: LADBROKES EASY FORM Class 1 Handicap - 1600m

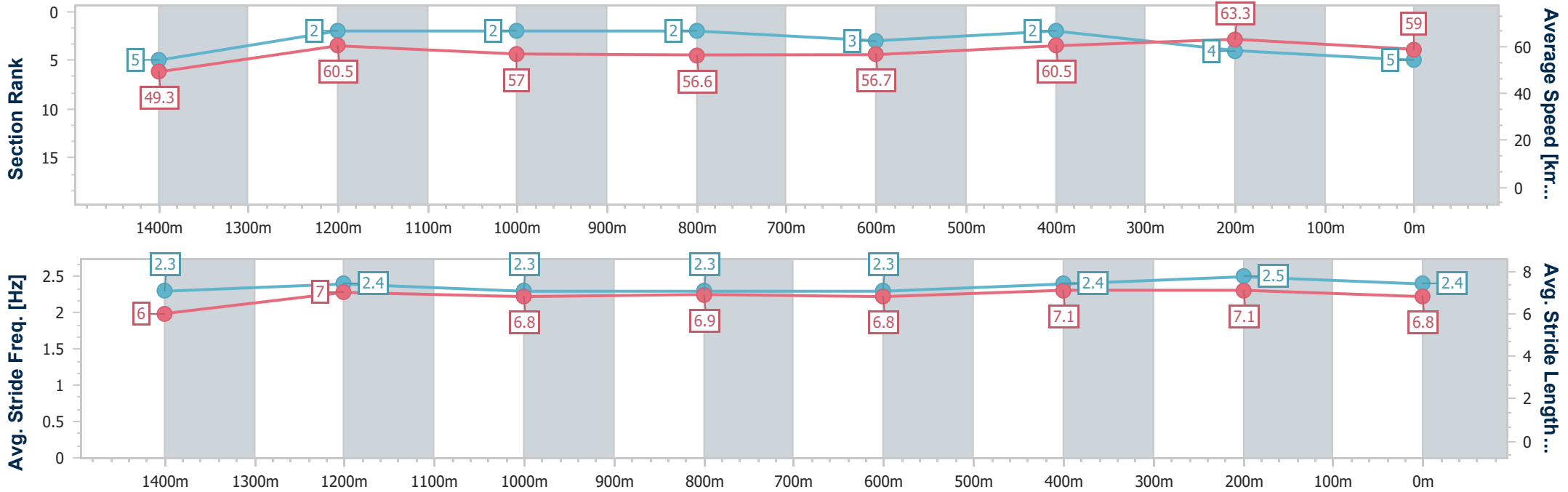
10 July 2024 - 16:36

Track Rating: Soft 7, Weather: Overcast, Rail Position: +11m Entire



BRISBANE RACING CLUB

Section	Overall	1400m	1200m	1000m	800m	600m	400m	200m
Section Times	1:40.35 [5] (0:14.70)	1:25.65 [5] (0:11.90)	1:13.75 [2] (0:12.72)	1:01.03 [2] (0:12.88)	0:48.15 [2] (0:12.74)	0:35.41 [3] (0:11.82)	0:23.59 [2] (0:11.38)	0:12.21 [4] (0:12.21)
Average Speed [km/h]	49.3	60.5	57.0	56.6	56.7	60.5	63.3	59.0
Top Speed [km/h]	59.7	61.8	59.3	57.2	58.4	64.0	64.5	61.5
Avg. Dist. to Rail [m]	5.2	4.5	3.4	2.3	1.0	1.1	1.4	6.1
Avg. Stride Freq. [Hz]	2.3	2.4	2.3	2.3	2.3	2.4	2.5	2.4
Avg. Stride Length [m]	6.0	7.0	6.8	6.9	6.8	7.1	7.1	6.8



- [ ] Ranking at each section and finish
- .-.- No data available at this section
- NA No data available



Horse/Jockey Name	Moonshine Run
Final Rank	6
Fastest Section Time (Section)	0:11.20 (400m)
Top Speed [km/h] (Section)	66.0 (400m)
Race State	Finished



### Eagle Farm QLD Professional

Race 8: LADBROKES EASY FORM Class 1 Handicap - 1600m

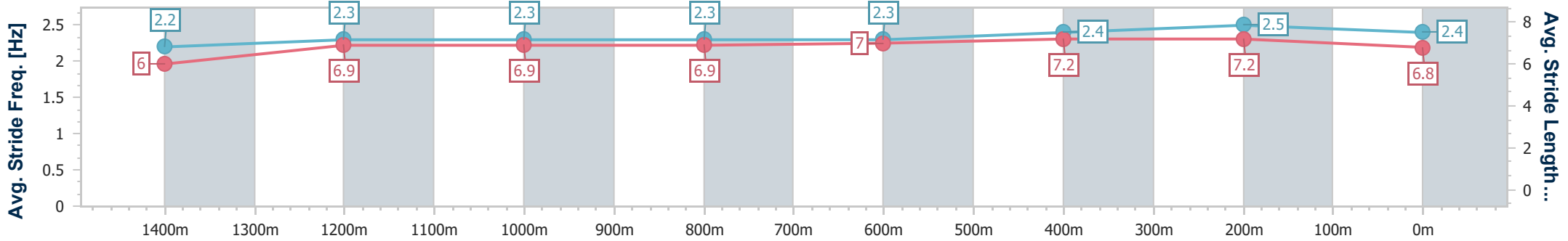
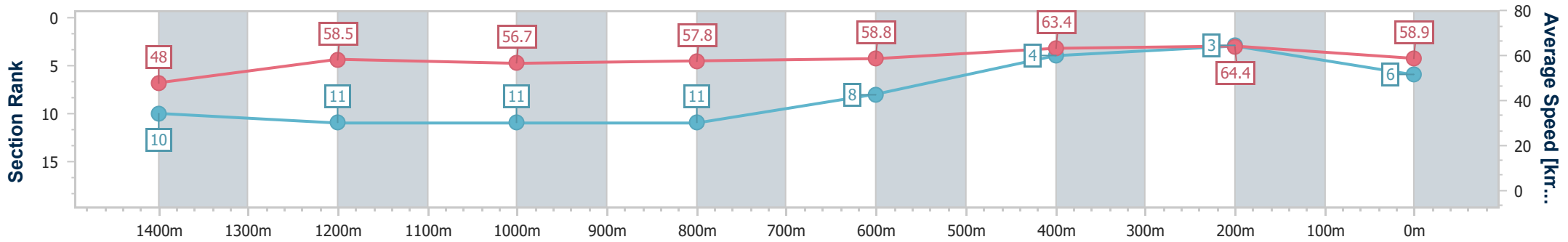
10 July 2024 - 16:36

Track Rating: Soft 7, Weather: Overcast, Rail Position: +11m Entire



BRISBANE RACING CLUB

Section	Overall	1400m	1200m	1000m	800m	600m	400m	200m
Section Times	1:40.37 [6] (0:15.03)	1:25.34 [10] (0:12.36)	1:12.98 [11] (0:12.80)	1:00.18 [11] (0:12.72)	0:47.46 [11] (0:12.44)	0:35.02 [8] (0:11.58)	0:23.44 [4] (0:11.20)	0:12.24 [3] (0:12.24)
Average Speed [km/h]	48.0	58.5	56.7	57.8	58.8	63.4	64.4	58.9
Top Speed [km/h]	59.3	59.5	58.0	60.1	59.9	65.6	66.0	60.9
Avg. Dist. to Rail [m]	6.6	4.2	4.2	4.3	4.4	4.5	8.1	9.6
Avg. Stride Freq. [Hz]	2.2	2.3	2.3	2.3	2.3	2.4	2.5	2.4
Avg. Stride Length [m]	6.0	6.9	6.9	6.9	7.0	7.2	7.2	6.8



- [ ] Ranking at each section and finish
- .-.- No data available at this section
- NA No data available



Horse/Jockey Name	Shy Guy
Final Rank	7
Fastest Section Time (Section)	0:11.35 (400m)
Top Speed [km/h] (Section)	64.5 (400m)
Race State	Finished



Eagle Farm QLD Professional

Race 8: LADBROKES EASY FORM Class 1 Handicap - 1600m

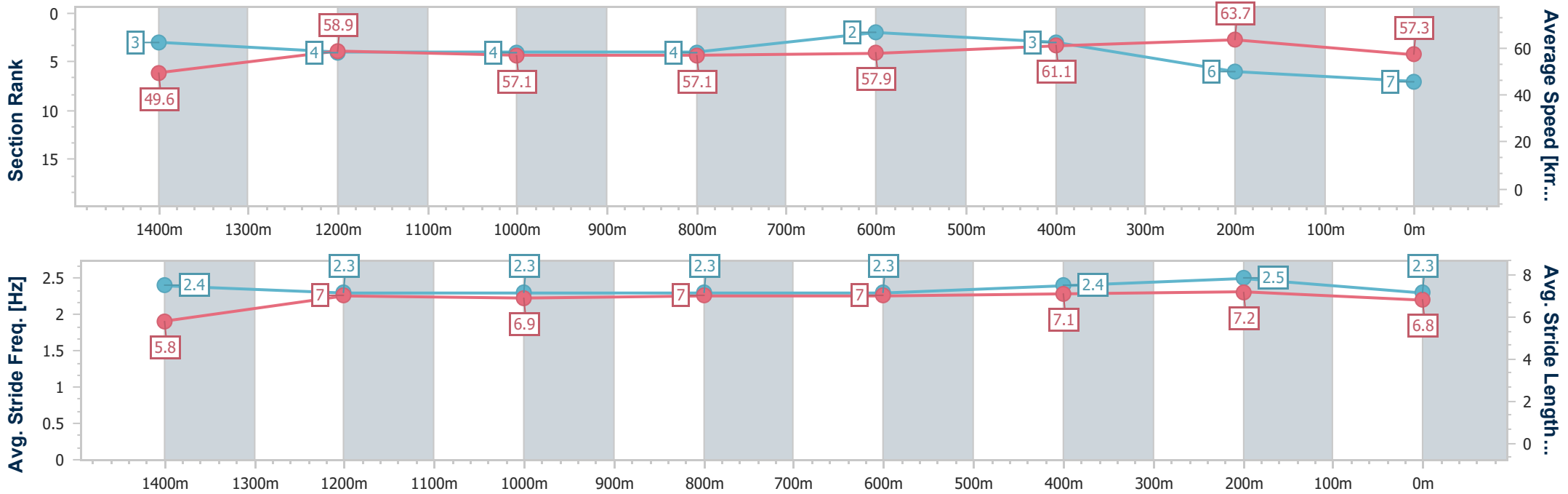
10 July 2024 - 16:36

Track Rating: Soft 7, Weather: Overcast, Rail Position: +11m Entire



BRISBANE RACING CLUB

Section	Overall	1400m	1200m	1000m	800m	600m	400m	200m
Section Times	1:40.76 [7] (0:14.57)	1:26.19 [3] (0:12.24)	1:13.95 [4] (0:12.73)	1:01.22 [4] (0:12.81)	0:48.41 [4] (0:12.58)	0:35.83 [2] (0:11.94)	0:23.89 [3] (0:11.35)	0:12.54 [6] (0:12.54)
Average Speed [km/h]	49.6	58.9	57.1	57.1	57.9	61.1	63.7	57.3
Top Speed [km/h]	60.1	59.6	59.5	58.3	59.6	63.7	64.5	62.3
Avg. Dist. to Rail [m]	2.6	3.3	3.7	3.9	3.0	3.1	6.6	7.1
Avg. Stride Freq. [Hz]	2.4	2.3	2.3	2.3	2.3	2.4	2.5	2.3
Avg. Stride Length [m]	5.8	7.0	6.9	7.0	7.0	7.1	7.2	6.8



- [ ] Ranking at each section and finish
- .-.- No data available at this section
- NA No data available



Horse/Jockey Name	Firebolt
Final Rank	8
Fastest Section Time (Section)	0:11.38 (400m)
Top Speed [km/h] (Section)	65.0 (400m)
Race State	Finished



### Eagle Farm QLD Professional

Race 8: LADBROKES EASY FORM Class 1 Handicap - 1600m

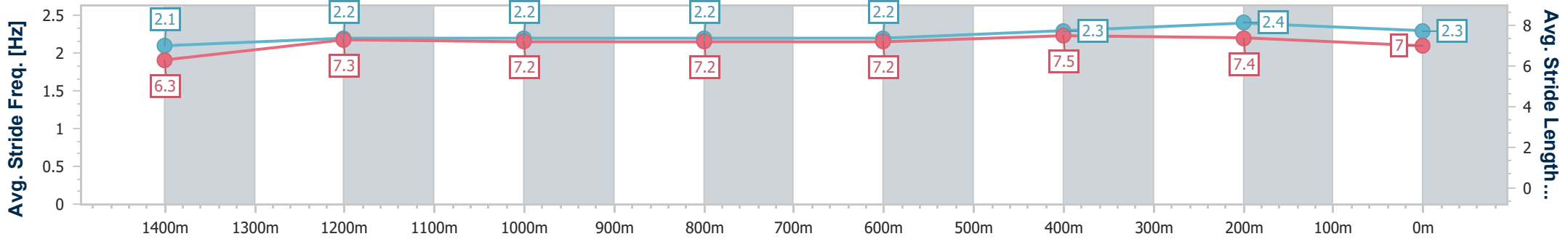
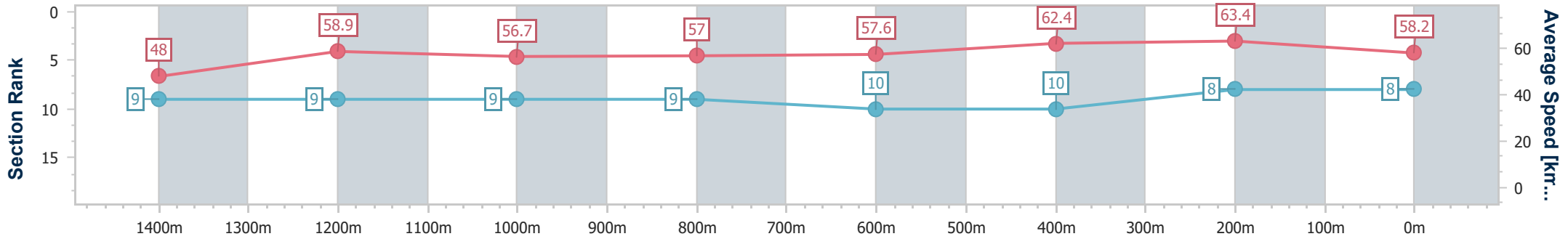
10 July 2024 - 16:36

Track Rating: Soft 7, Weather: Overcast, Rail Position: +11m Entire



BRISBANE RACING CLUB

Section	Overall	1400m	1200m	1000m	800m	600m	400m	200m
Section Times	1:40.92 [8] (0:15.01)	1:25.91 [9] (0:12.26)	1:13.65 [9] (0:12.70)	1:00.95 [9] (0:12.81)	0:48.14 [9] (0:12.68)	0:35.46 [10] (0:11.71)	0:23.75 [10] (0:11.38)	0:12.37 [8] (0:12.37)
Average Speed [km/h]	48.0	58.9	56.7	57.0	57.6	62.4	63.4	58.2
Top Speed [km/h]	60.5	60.6	58.2	57.9	59.3	64.3	65.0	61.2
Avg. Dist. to Rail [m]	3.4	2.5	2.8	2.7	2.9	3.4	5.4	5.2
Avg. Stride Freq. [Hz]	2.1	2.2	2.2	2.2	2.2	2.3	2.4	2.3
Avg. Stride Length [m]	6.3	7.3	7.2	7.2	7.2	7.5	7.4	7.0



- [ ] Ranking at each section and finish
- .-.- No data available at this section
- NA No data available



Horse/Jockey Name	King Of Swing
Final Rank	9
Fastest Section Time (Section)	0:11.54 (400m)
Top Speed [km/h] (Section)	63.9 (400m)
Race State	Finished



Eagle Farm QLD Professional

Race 8: LADBROKES EASY FORM Class 1 Handicap - 1600m

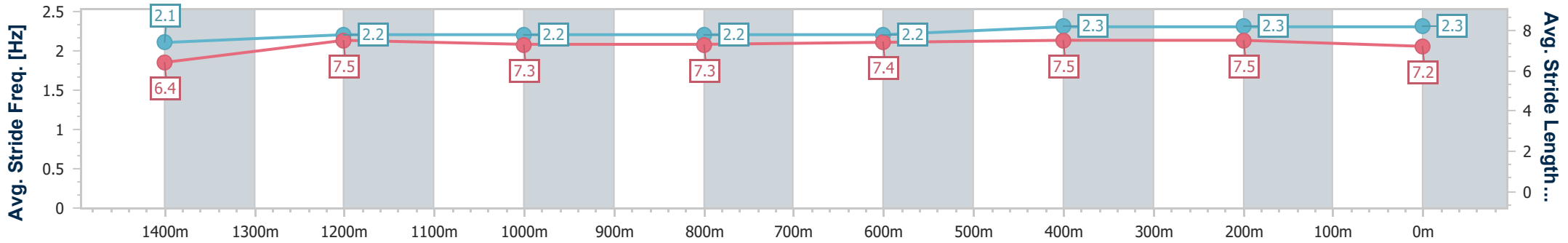
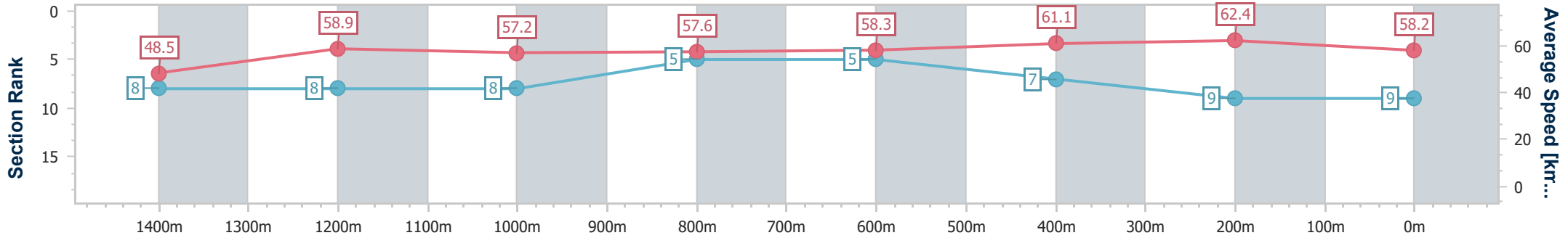
10 July 2024 - 16:36

Track Rating: Soft 7, Weather: Overcast, Rail Position: +11m Entire



BRISBANE RACING CLUB

Section	Overall	1400m	1200m	1000m	800m	600m	400m	200m
Section Times	1:40.95 [9] (0:14.91)	1:26.04 [8] (0:12.24)	1:13.80 [8] (0:12.66)	1:01.14 [8] (0:12.72)	0:48.42 [5] (0:12.54)	0:35.88 [5] (0:11.95)	0:23.93 [7] (0:11.54)	0:12.39 [9] (0:12.39)
Average Speed [km/h]	48.5	58.9	57.2	57.6	58.3	61.1	62.4	58.2
Top Speed [km/h]	59.0	59.9	58.2	58.7	59.5	62.8	63.9	61.4
Avg. Dist. to Rail [m]	3.2	3.3	3.4	3.8	3.5	3.3	6.5	9.2
Avg. Stride Freq. [Hz]	2.1	2.2	2.2	2.2	2.2	2.3	2.3	2.3
Avg. Stride Length [m]	6.4	7.5	7.3	7.3	7.4	7.5	7.5	7.2



- [ ] Ranking at each section and finish
- .-.- No data available at this section
- NA No data available



Horse/Jockey Name	Lissaro
Final Rank	10
Fastest Section Time (Section)	0:11.44 (400m)
Top Speed [km/h] (Section)	64.1 (400m)
Race State	Finished



### Eagle Farm QLD Professional

Race 8: LADBROKES EASY FORM Class 1 Handicap - 1600m

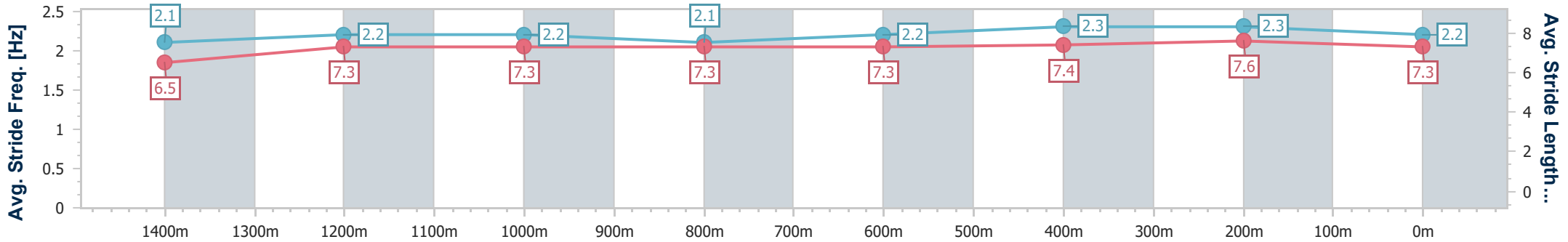
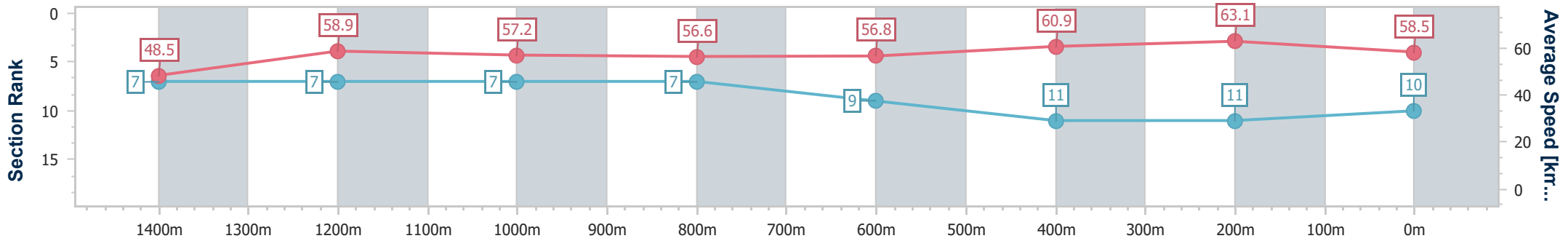
10 July 2024 - 16:36

Track Rating: Soft 7, Weather: Overcast, Rail Position: +11m Entire



BRISBANE RACING CLUB

Section	Overall	1400m	1200m	1000m	800m	600m	400m	200m
Section Times	1:40.95 [10] (0:14.87)	1:26.08 [7] (0:12.25)	1:13.83 [7] (0:12.62)	1:01.21 [7] (0:12.84)	0:48.37 [7] (0:12.80)	0:35.57 [9] (0:11.80)	0:23.77 [11] (0:11.44)	0:12.33 [11] (0:12.33)
Average Speed [km/h]	48.5	58.9	57.2	56.6	56.8	60.9	63.1	58.5
Top Speed [km/h]	60.3	59.9	58.1	57.3	58.7	63.7	64.1	61.8
Avg. Dist. to Rail [m]	2.3	1.1	1.6	2.2	1.6	0.6	2.7	3.7
Avg. Stride Freq. [Hz]	2.1	2.2	2.2	2.1	2.2	2.3	2.3	2.2
Avg. Stride Length [m]	6.5	7.3	7.3	7.3	7.3	7.4	7.6	7.3



- [ ] Ranking at each section and finish
- .-.-.- No data available at this section
- NA No data available



Horse/Jockey Name	El Kabong
Final Rank	11
Fastest Section Time (Section)	0:11.60 (400m)
Top Speed [km/h] (Section)	63.1 (400m)
Race State	Finished



### Eagle Farm QLD Professional

Race 8: LADBROKES EASY FORM Class 1 Handicap - 1600m

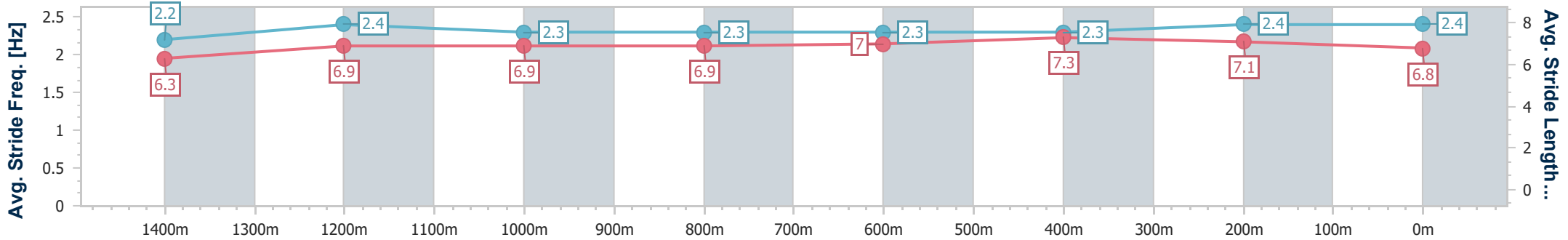
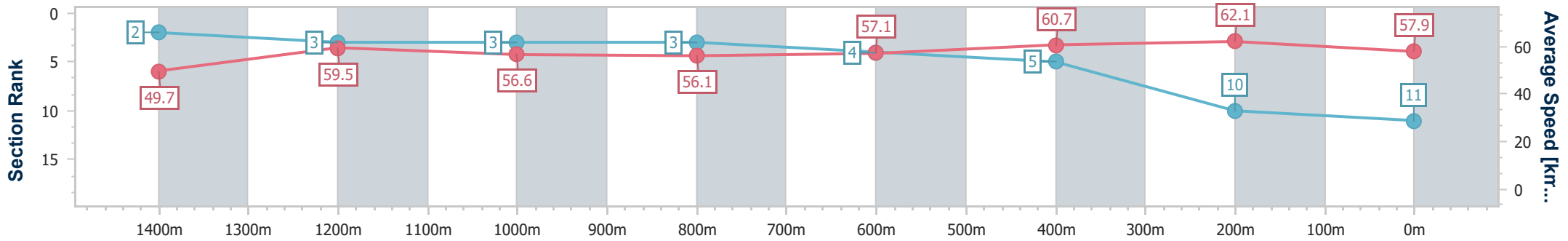
10 July 2024 - 16:36

Track Rating: Soft 7, Weather: Overcast, Rail Position: +11m Entire



BRISBANE RACING CLUB

Section	Overall	1400m	1200m	1000m	800m	600m	400m	200m
Section Times	1:40.96 [11] (0:14.51)	1:26.45 [2] (0:12.09)	1:14.36 [3] (0:12.77)	1:01.59 [3] (0:12.98)	0:48.61 [3] (0:12.70)	0:35.91 [4] (0:11.92)	0:23.99 [5] (0:11.60)	0:12.39 [10] (0:12.39)
Average Speed [km/h]	49.7	59.5	56.6	56.1	57.1	60.7	62.1	57.9
Top Speed [km/h]	61.5	62.0	57.7	56.6	58.8	62.8	63.1	61.2
Avg. Dist. to Rail [m]	1.9	1.7	1.9	2.2	1.3	1.1	2.2	3.1
Avg. Stride Freq. [Hz]	2.2	2.4	2.3	2.3	2.3	2.3	2.4	2.4
Avg. Stride Length [m]	6.3	6.9	6.9	6.9	7.0	7.3	7.1	6.8



- [ ] Ranking at each section and finish
- .-.- No data available at this section
- NA No data available



Horse/Jockey Name	Dark Tangent
Final Rank	12
Fastest Section Time (Section)	0:11.54 (400m)
Top Speed [km/h] (Section)	63.3 (400m)
Race State	Finished



### Eagle Farm QLD Professional

Race 8: LADBROKES EASY FORM Class 1 Handicap - 1600m

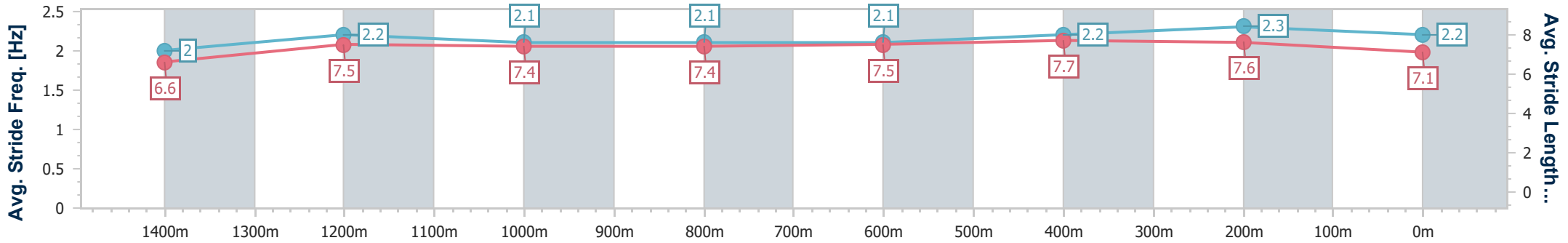
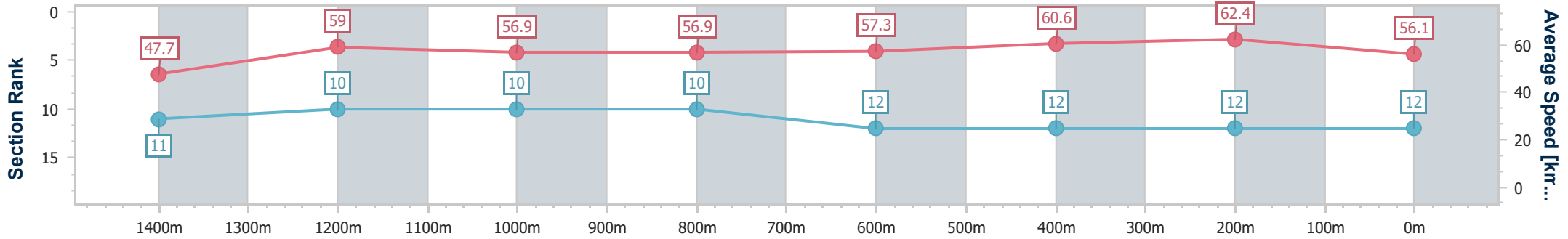
10 July 2024 - 16:36

Track Rating: Soft 7, Weather: Overcast, Rail Position: +11m Entire



BRISBANE RACING CLUB

Section	Overall	1400m	1200m	1000m	800m	600m	400m	200m
Section Times	1:41.84 [12] (0:15.13)	1:26.71 [11] (0:12.24)	1:14.47 [10] (0:12.68)	1:01.79 [10] (0:12.79)	0:49.00 [10] (0:12.73)	0:36.27 [12] (0:11.93)	0:24.34 [12] (0:11.54)	0:12.80 [12] (0:12.80)
Average Speed [km/h]	47.7	59.0	56.9	56.9	57.3	60.6	62.4	56.1
Top Speed [km/h]	60.0	60.1	58.1	57.8	58.8	62.8	63.3	60.0
Avg. Dist. to Rail [m]	1.5	2.0	2.2	2.6	2.2	0.8	2.4	3.2
Avg. Stride Freq. [Hz]	2.0	2.2	2.1	2.1	2.1	2.2	2.3	2.2
Avg. Stride Length [m]	6.6	7.5	7.4	7.4	7.5	7.7	7.6	7.1



- [ ] Ranking at each section and finish
- .-.-.- No data available at this section
- NA No data available