



Eagle Farm QLD Professional
Race 1: TEDDY BEARS PICNIC 3 AUGUST QTIS Two-Year-Old Maiden
Plate - 1200m
10 July 2024 - 12:31



Track Rating: Soft 7, Weather: Overcast, Rail Position: +11m Entire

Section												Last 600m						
Field Times												0:35.46						
	Overall	1000m	800m	600m	400m	200m												
	1:12.23 (0:13.62)	0:58.61 (0:11.31)	0:47.30 (0:11.84)	0:35.46 (0:11.76)	0:23.70 (0:11.55)	0:12.15 (0:12.15)												
Rank	TAB	Horse/Jockey	Barrier	Top Speed [km/h]	Fastest Section												Margin	Distance Travelled [m]
1	8	DATA SCRAMBLE Jake Bayliss	9	65.9 600m	0:11.10 400m	1:12.23 [1] (0:14.30)	0:57.93 [10] (0:11.51)	0:46.42 [10] (0:11.75)	0:34.67 [10] (0:11.49)	0:23.18 [9] (0:11.10)	0:12.08 [2] (0:12.08)	1:12.23	0:34.67					
2	4	MISTER BIANCO Michael Rodd	12	67.1 1000m	0:11.23 400m	1:12.26 [2] (0:14.13)	0:58.13 [7] (0:11.32)	0:46.81 [7] (0:11.85)	0:34.96 [7] (0:11.67)	0:23.29 [8] (0:11.23)	0:12.06 [3] (0:12.06)	0.16L	0:34.96	+3				
3	1	BOLSHEVIC ROAD Jag Guthmann-Chester	11	65.5 600m	0:11.34 400m	1:12.57 [3] (0:14.56)	0:58.01 [11] (0:11.47)	0:46.54 [11] (0:11.61)	0:34.93 [11] (0:11.53)	0:23.40 [11] (0:11.34)	0:12.06 [8] (0:12.06)	2.02L	0:34.93	-1				
4	9	DREAM SMART Robbie Dolan	5	68.0 1000m	0:11.23 1000m	1:12.63 [4] (0:13.85)	0:58.78 [3] (0:11.23)	0:47.55 [3] (0:11.95)	0:35.60 [3] (0:11.50)	0:24.10 [1] (0:11.55)	0:12.55 [1] (0:12.55)	2.35L	0:35.60	+5				
5	6	WHAT ARTISTS DO Michael Cahill	6	67.6 Overall	0:11.30 1000m	1:12.87 [5] (0:14.05)	0:58.82 [6] (0:11.30)	0:47.52 [6] (0:11.82)	0:35.70 [6] (0:11.67)	0:24.03 [6] (0:11.43)	0:12.60 [4] (0:12.60)	3.77L	0:35.70	-3				
6	10	LIPAROTA Cejay Graham	1	65.0 600m	0:11.52 1000m	1:12.93 [6] (0:14.01)	0:58.92 [5] (0:11.52)	0:47.40 [8] (0:11.80)	0:35.60 [8] (0:11.58)	0:24.02 [7] (0:11.62)	0:12.40 [9] (0:12.40)	4.11L	0:35.60	+0				
7	2	BOROGORU Cody Collis	7	65.1 1000m	0:11.45 1000m	1:12.95 [7] (0:14.24)	0:58.71 [9] (0:11.45)	0:47.26 [9] (0:11.77)	0:35.49 [9] (0:11.64)	0:23.85 [10] (0:11.46)	0:12.39 [10] (0:12.39)	4.24L	0:35.49	-4				
8	12	REMLAP KAVA Kyle Wilson-Taylor	4	65.0 1000m	0:11.35 1000m	1:13.02 [8] (0:13.92)	0:59.10 [4] (0:11.35)	0:47.75 [5] (0:11.76)	0:35.99 [4] (0:11.66)	0:24.33 [4] (0:11.67)	0:12.66 [7] (0:12.66)	4.64L	0:35.99	-7				
9	7	ZOUCHASE Samantha Collett	2	66.0 Overall	0:11.31 1000m	1:13.33 [9] (0:13.62)	0:59.71 [1] (0:11.31)	0:48.40 [1] (0:11.84)	0:36.56 [1] (0:11.79)	0:24.77 [2] (0:11.72)	0:13.05 [5] (0:13.05)	6.5L	0:36.56	-6				
10	3	KOOL BRUCE Melea Castle	10	67.7 1000m	0:11.26 1000m	1:13.75 [10] (0:13.67)	1:00.08 [2] (0:11.26)	0:48.82 [2] (0:11.91)	0:36.91 [2] (0:11.78)	0:25.13 [3] (0:11.97)	0:13.16 [11] (0:13.16)	8.96L	0:36.91	+0				

Scratched: Umabett (#11)

[] Ranking at each section and finish
 -:-:- No data available at this section
 NA No data available

SCN Saddle cloth number
 DNF Did not finish
 DNT Did not track



Eagle Farm QLD Professional
Race 1: TEDDY BEARS PICNIC 3 AUGUST QTIS Two-Year-Old Maiden
Plate - 1200m
10 July 2024 - 12:31



Track Rating: Soft 7, Weather: Overcast, Rail Position: +11m Entire

Section	Overall	1000m	800m	600m	400m	200m	Last 600m
Field Times	1:12.23 (0:13.62)	0:58.61 (0:11.31)	0:47.30 (0:11.84)	0:35.46 (0:11.76)	0:23.70 (0:11.55)	0:12.15 (0:12.15)	0:35.46

Rank	TAB	Horse/Jockey	Barrier	Top Speed [km/h]	Fastest Section	Margin	Distance Travelled [m]							
11	5	WANGANEEN	8	68.4	0:11.08	1:13.87 [11]	0:59.71 [8]	0:48.63 [4]	0:36.72 [5]	0:25.15 [5]	0:13.54 [6]	9.67L	0:36.72	+4
		Vlad Duric		1000m	1000m	(0:14.16)	(0:11.08)	(0:11.91)	(0:11.57)	(0:11.61)	(0:13.54)			

Scratched: Umabett (#11)

[] Ranking at each section and finish
 -:-:- No data available at this section
 NA No data available

SCN Saddle cloth number
 DNF Did not finish
 DNT Did not track



Horse/Jockey Name	Data Scramble
Final Rank	1
Fastest Section Time (Section)	0:11.10 (400m)
Top Speed [km/h] (Section)	65.9 (600m)
Race State	Finished

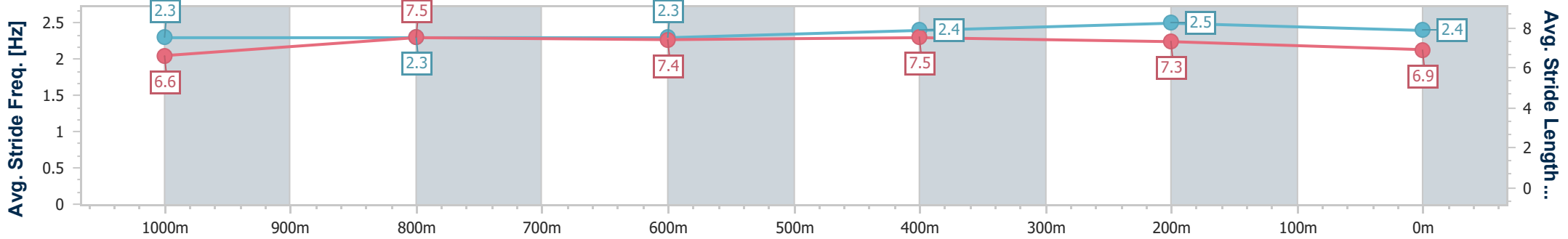
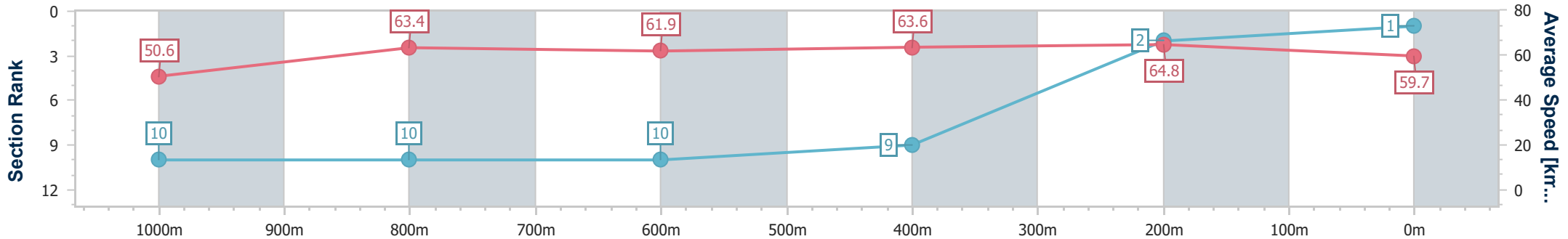


Eagle Farm QLD Professional
 Race 1: TEDDY BEARS PICNIC 3 AUGUST QTIS Two-Year-Old
 Maiden Plate - 1200m
 10 July 2024 - 12:31
 Track Rating: Soft 7, Weather: Overcast, Rail Position: +11m Entire



BRISBANE
 RACING CLUB

Section	Overall	1000m	800m	600m	400m	200m
Section Times	1:12.23 [1] (0:14.30)	0:57.93 [10] (0:11.51)	0:46.42 [10] (0:11.75)	0:34.67 [10] (0:11.49)	0:23.18 [9] (0:11.10)	0:12.08 [2] (0:12.08)
Average Speed [km/h]	50.6	63.4	61.9	63.6	64.8	59.7
Top Speed [km/h]	64.0	64.8	64.4	65.9	65.9	62.7
Avg. Dist. to Rail [m]	5.9	3.0	2.1	3.1	4.6	4.2
Avg. Stride Freq. [Hz]	2.3	2.3	2.3	2.4	2.5	2.4
Avg. Stride Length [m]	6.6	7.5	7.4	7.5	7.3	6.9



- [] Ranking at each section and finish
- .-.- No data available at this section
- NA No data available



Horse/Jockey Name	Mister Bianco
Final Rank	2
Fastest Section Time (Section)	0:11.23 (400m)
Top Speed [km/h] (Section)	67.1 (1000m)
Race State	Finished



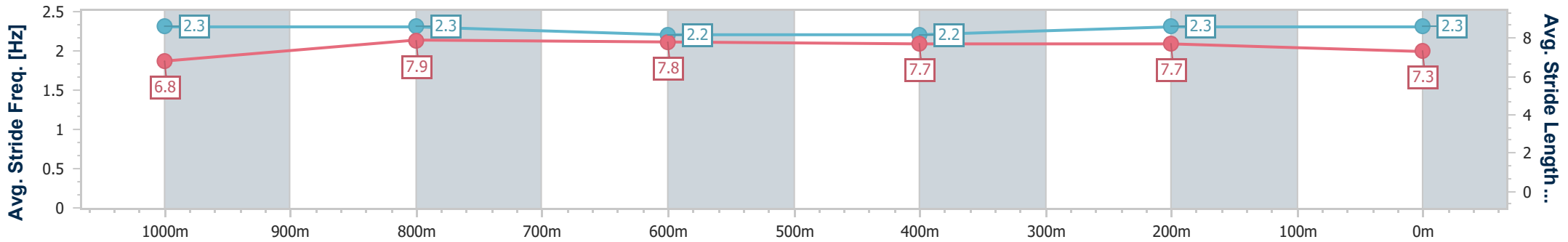
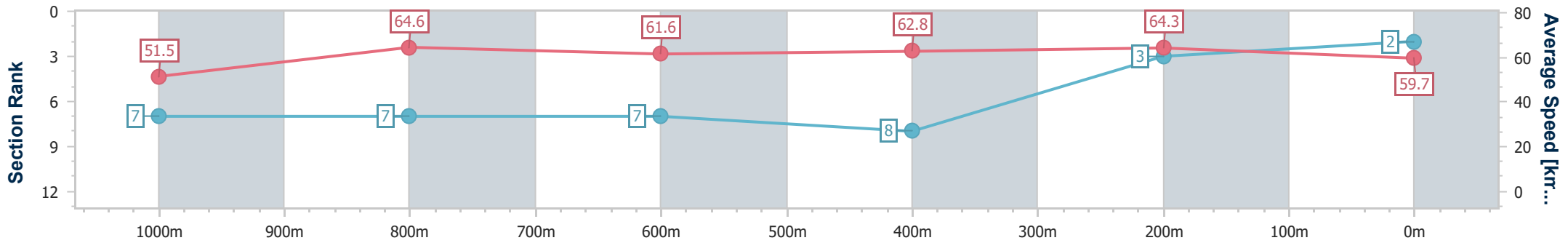
Eagle Farm QLD Professional
 Race 1: TEDDY BEARS PICNIC 3 AUGUST QTIS Two-Year-Old
 Maiden Plate - 1200m
 10 July 2024 - 12:31



BRISBANE
 RACING CLUB

Track Rating: Soft 7, Weather: Overcast, Rail Position: +11m Entire

Section	Overall	1000m	800m	600m	400m	200m
Section Times	1:12.26 [2] (0:14.13)	0:58.13 [7] (0:11.32)	0:46.81 [7] (0:11.85)	0:34.96 [7] (0:11.67)	0:23.29 [8] (0:11.23)	0:12.06 [3] (0:12.06)
Average Speed [km/h]	51.5	64.6	61.6	62.8	64.3	59.7
Top Speed [km/h]	65.0	67.1	63.4	65.3	65.7	63.7
Avg. Dist. to Rail [m]	8.6	3.8	3.0	4.1	5.1	4.3
Avg. Stride Freq. [Hz]	2.3	2.3	2.2	2.2	2.3	2.3
Avg. Stride Length [m]	6.8	7.9	7.8	7.7	7.7	7.3



- [] Ranking at each section and finish
- .-.- No data available at this section
- NA No data available



Horse/Jockey Name	Bolshevic Road
Final Rank	3
Fastest Section Time (Section)	0:11.34 (400m)
Top Speed [km/h] (Section)	65.5 (600m)
Race State	Finished



Eagle Farm QLD Professional
Race 1: TEDDY BEARS PICNIC 3 AUGUST QTIS Two-Year-Old
Maiden Plate - 1200m

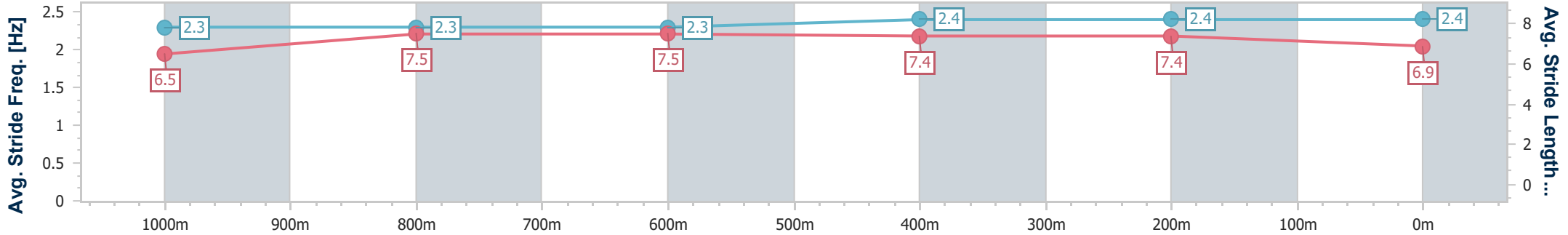
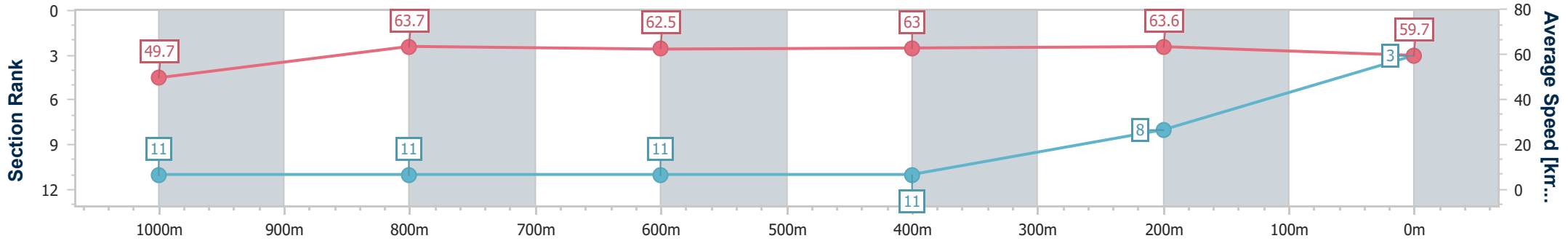


BRISBANE
RACING CLUB

10 July 2024 - 12:31

Track Rating: Soft 7, Weather: Overcast, Rail Position: +11m Entire

Section	Overall	1000m	800m	600m	400m	200m
Section Times	1:12.57 [3] (0:14.56)	0:58.01 [11] (0:11.47)	0:46.54 [11] (0:11.61)	0:34.93 [11] (0:11.53)	0:23.40 [11] (0:11.34)	0:12.06 [8] (0:12.06)
Average Speed [km/h]	49.7	63.7	62.5	63.0	63.6	59.7
Top Speed [km/h]	63.8	64.6	64.5	65.5	64.7	63.1
Avg. Dist. to Rail [m]	6.6	2.5	1.5	2.7	4.1	4.7
Avg. Stride Freq. [Hz]	2.3	2.3	2.3	2.4	2.4	2.4
Avg. Stride Length [m]	6.5	7.5	7.5	7.4	7.4	6.9



- [] Ranking at each section and finish
- .-.- No data available at this section
- NA No data available



Horse/Jockey Name	Dream Smart
Final Rank	4
Fastest Section Time (Section)	0:11.23 (1000m)
Top Speed [km/h] (Section)	68.0 (1000m)
Race State	Finished

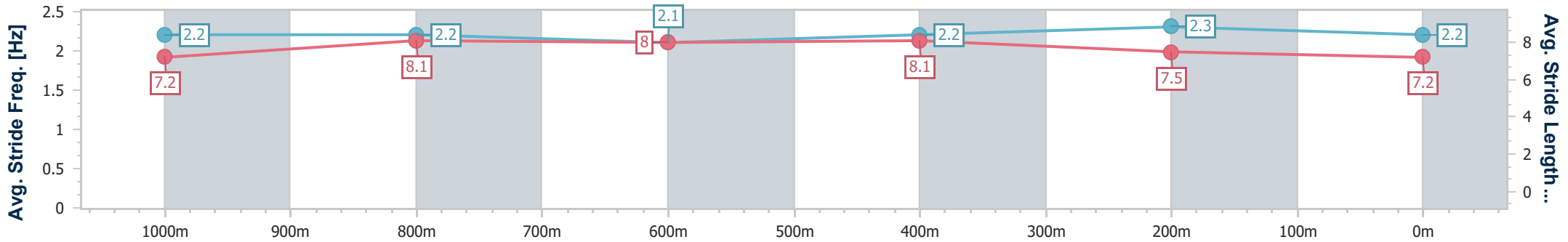
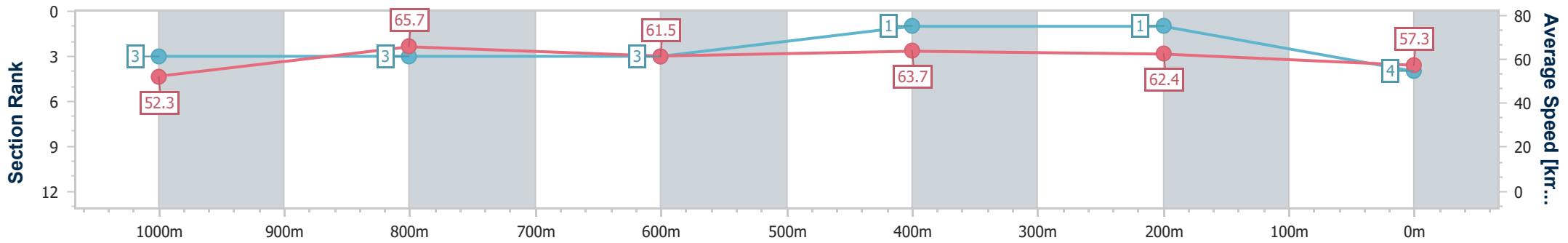


Eagle Farm QLD Professional
 Race 1: TEDDY BEARS PICNIC 3 AUGUST QTIS Two-Year-Old
 Maiden Plate - 1200m
 10 July 2024 - 12:31
 Track Rating: Soft 7, Weather: Overcast, Rail Position: +11m Entire



BRISBANE
 RACING CLUB

Section	Overall	1000m	800m	600m	400m	200m
Section Times	1:12.63 [4] (0:13.85)	0:58.78 [3] (0:11.23)	0:47.55 [3] (0:11.95)	0:35.60 [3] (0:11.50)	0:24.10 [1] (0:11.55)	0:12.55 [1] (0:12.55)
Average Speed [km/h]	52.3	65.7	61.5	63.7	62.4	57.3
Top Speed [km/h]	67.5	68.0	62.6	65.4	65.4	60.3
Avg. Dist. to Rail [m]	3.8	5.4	4.2	3.7	3.7	1.5
Avg. Stride Freq. [Hz]	2.2	2.2	2.1	2.2	2.3	2.2
Avg. Stride Length [m]	7.2	8.1	8.0	8.1	7.5	7.2



- [] Ranking at each section and finish
- .-.- No data available at this section
- NA No data available



Horse/Jockey Name	What Artists Do
Final Rank	5
Fastest Section Time (Section)	0:11.30 (1000m)
Top Speed [km/h] (Section)	67.6 (Overall)
Race State	Finished

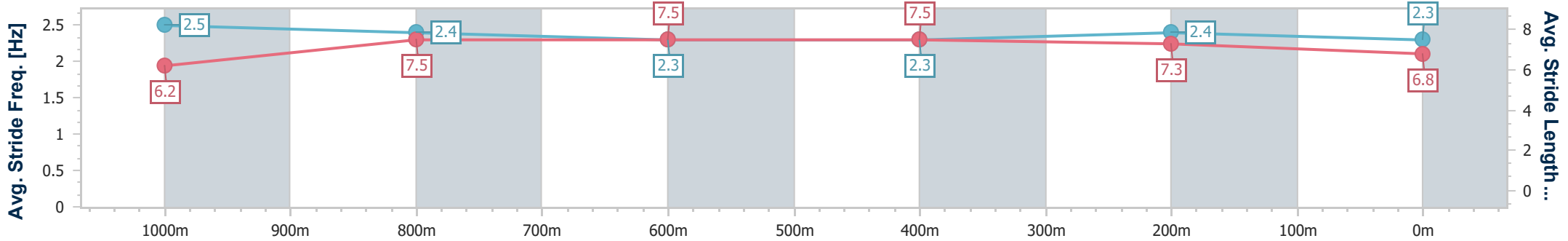
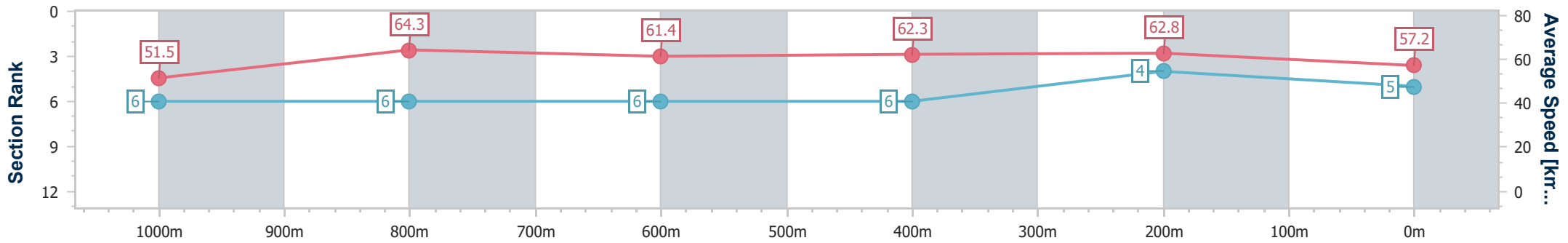


Eagle Farm QLD Professional
 Race 1: TEDDY BEARS PICNIC 3 AUGUST QTIS Two-Year-Old
 Maiden Plate - 1200m
 10 July 2024 - 12:31
 Track Rating: Soft 7, Weather: Overcast, Rail Position: +11m Entire



BRISBANE
RACING CLUB

Section	Overall	1000m	800m	600m	400m	200m
Section Times	1:12.87 [5] (0:14.05)	0:58.82 [6] (0:11.30)	0:47.52 [6] (0:11.82)	0:35.70 [6] (0:11.67)	0:24.03 [6] (0:11.43)	0:12.60 [4] (0:12.60)
Average Speed [km/h]	51.5	64.3	61.4	62.3	62.8	57.2
Top Speed [km/h]	67.6	65.3	63.3	63.3	64.5	60.9
Avg. Dist. to Rail [m]	3.6	2.1	1.7	1.9	2.0	2.1
Avg. Stride Freq. [Hz]	2.5	2.4	2.3	2.3	2.4	2.3
Avg. Stride Length [m]	6.2	7.5	7.5	7.5	7.3	6.8



- [] Ranking at each section and finish
- .-.- No data available at this section
- NA No data available



Horse/Jockey Name	Liparota
Final Rank	6
Fastest Section Time (Section)	0:11.52 (1000m)
Top Speed [km/h] (Section)	65.0 (600m)
Race State	Finished

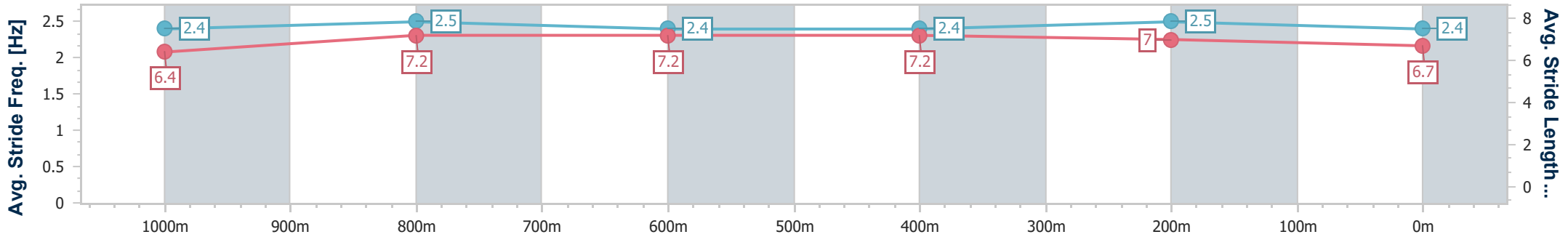
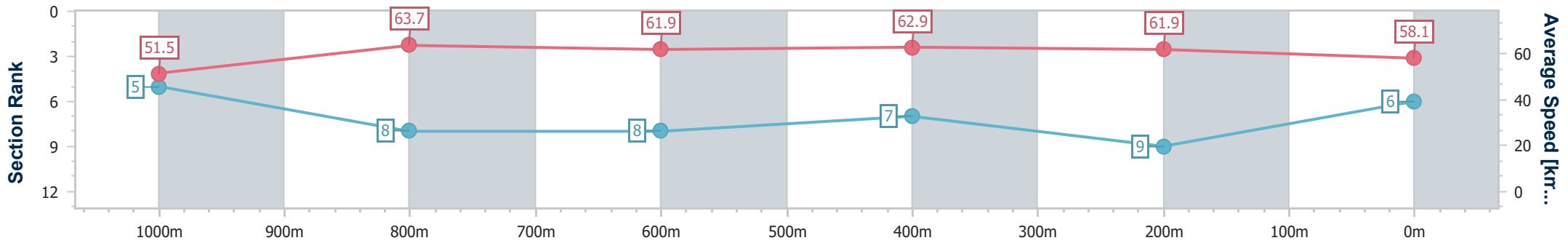


Eagle Farm QLD Professional
 Race 1: TEDDY BEARS PICNIC 3 AUGUST QTIS Two-Year-Old
 Maiden Plate - 1200m
 10 July 2024 - 12:31
 Track Rating: Soft 7, Weather: Overcast, Rail Position: +11m Entire



BRISBANE
 RACING CLUB

Section	Overall	1000m	800m	600m	400m	200m
Section Times	1:12.93 [6] (0:14.01)	0:58.92 [5] (0:11.52)	0:47.40 [8] (0:11.80)	0:35.60 [8] (0:11.58)	0:24.02 [7] (0:11.62)	0:12.40 [9] (0:12.40)
Average Speed [km/h]	51.5	63.7	61.9	62.9	61.9	58.1
Top Speed [km/h]	64.2	64.9	62.9	65.0	65.0	60.2
Avg. Dist. to Rail [m]	1.9	3.9	3.3	2.3	3.6	3.4
Avg. Stride Freq. [Hz]	2.4	2.5	2.4	2.4	2.5	2.4
Avg. Stride Length [m]	6.4	7.2	7.2	7.2	7.0	6.7



- [] Ranking at each section and finish
- .-.- No data available at this section
- NA No data available



Horse/Jockey Name	Borogoru
Final Rank	7
Fastest Section Time (Section)	0:11.45 (1000m)
Top Speed [km/h] (Section)	65.1 (1000m)
Race State	Finished

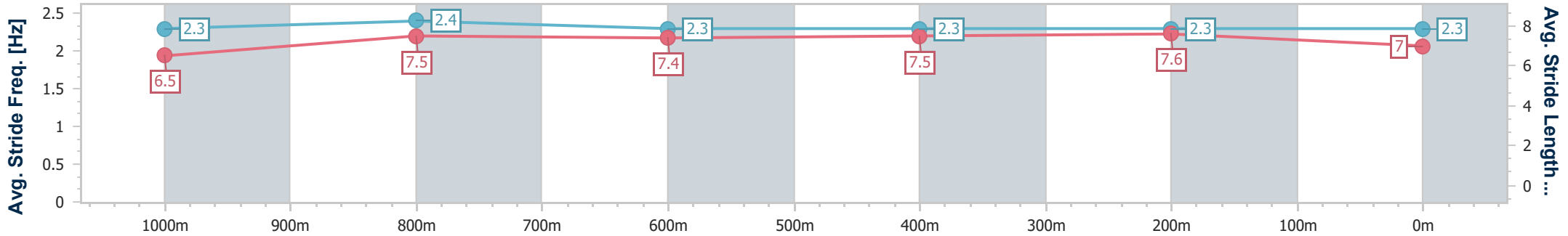
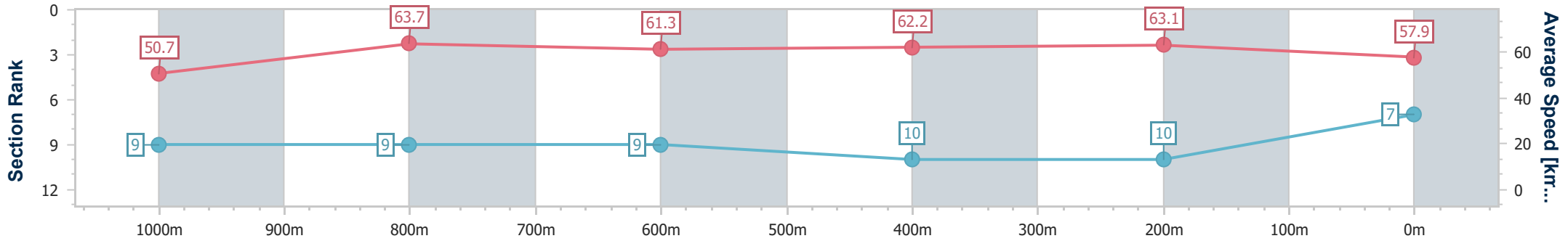


Eagle Farm QLD Professional
 Race 1: TEDDY BEARS PICNIC 3 AUGUST QTIS Two-Year-Old
 Maiden Plate - 1200m
 10 July 2024 - 12:31
 Track Rating: Soft 7, Weather: Overcast, Rail Position: +11m Entire



BRISBANE
 RACING CLUB

Section	Overall	1000m	800m	600m	400m	200m
Section Times	1:12.95 [7] (0:14.24)	0:58.71 [9] (0:11.45)	0:47.26 [9] (0:11.77)	0:35.49 [9] (0:11.64)	0:23.85 [10] (0:11.46)	0:12.39 [10] (0:12.39)
Average Speed [km/h]	50.7	63.7	61.3	62.2	63.1	57.9
Top Speed [km/h]	63.7	65.1	64.4	63.9	64.8	60.8
Avg. Dist. to Rail [m]	4.7	2.1	1.5	1.4	1.7	1.8
Avg. Stride Freq. [Hz]	2.3	2.4	2.3	2.3	2.3	2.3
Avg. Stride Length [m]	6.5	7.5	7.4	7.5	7.6	7.0



- [] Ranking at each section and finish
- .-.- No data available at this section
- NA No data available



Horse/Jockey Name	Remlap Kava
Final Rank	8
Fastest Section Time (Section)	0:11.35 (1000m)
Top Speed [km/h] (Section)	65.0 (1000m)
Race State	Finished



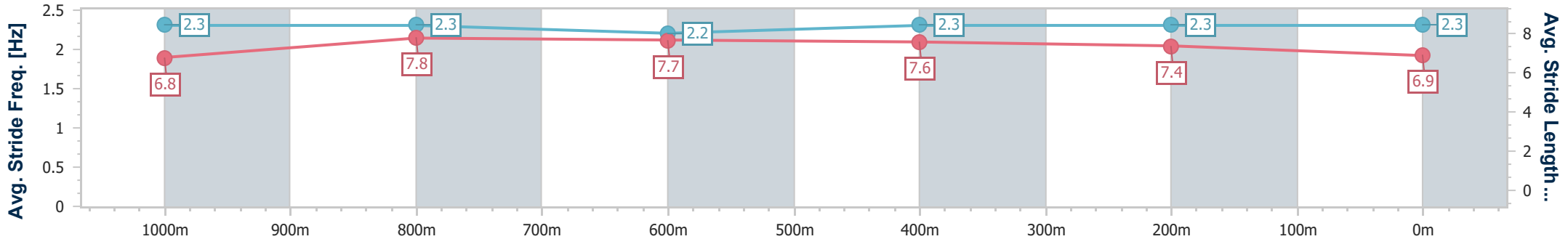
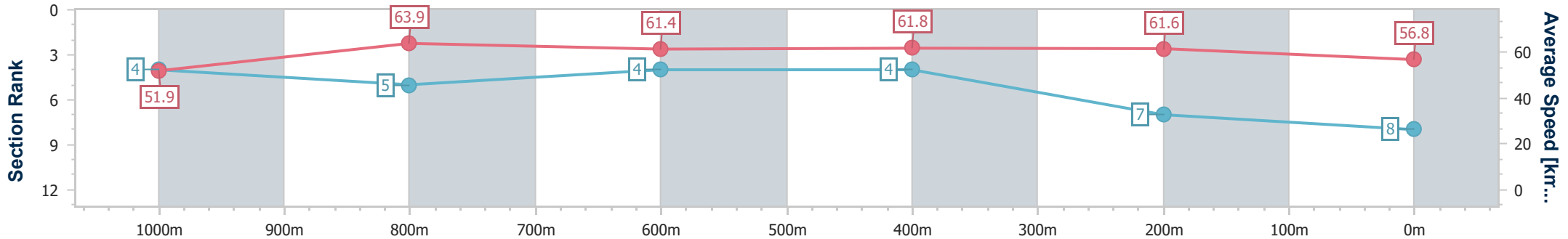
Eagle Farm QLD Professional
 Race 1: TEDDY BEARS PICNIC 3 AUGUST QTIS Two-Year-Old
 Maiden Plate - 1200m
 10 July 2024 - 12:31



BRISBANE
 RACING CLUB

Track Rating: Soft 7, Weather: Overcast, Rail Position: +11m Entire

Section	Overall	1000m	800m	600m	400m	200m
Section Times	1:13.02 [8] (0:13.92)	0:59.10 [4] (0:11.35)	0:47.75 [5] (0:11.76)	0:35.99 [4] (0:11.66)	0:24.33 [4] (0:11.67)	0:12.66 [7] (0:12.66)
Average Speed [km/h]	51.9	63.9	61.4	61.8	61.6	56.8
Top Speed [km/h]	64.6	65.0	62.8	62.8	63.2	59.9
Avg. Dist. to Rail [m]	3.0	1.9	0.5	0.5	1.1	1.1
Avg. Stride Freq. [Hz]	2.3	2.3	2.2	2.3	2.3	2.3
Avg. Stride Length [m]	6.8	7.8	7.7	7.6	7.4	6.9



- [] Ranking at each section and finish
- .-.- No data available at this section
- NA No data available



Horse/Jockey Name	Zouchase
Final Rank	9
Fastest Section Time (Section)	0:11.31 (1000m)
Top Speed [km/h] (Section)	66.0 (Overall)
Race State	Finished



Eagle Farm QLD Professional
 Race 1: TEDDY BEARS PICNIC 3 AUGUST QTIS Two-Year-Old
 Maiden Plate - 1200m

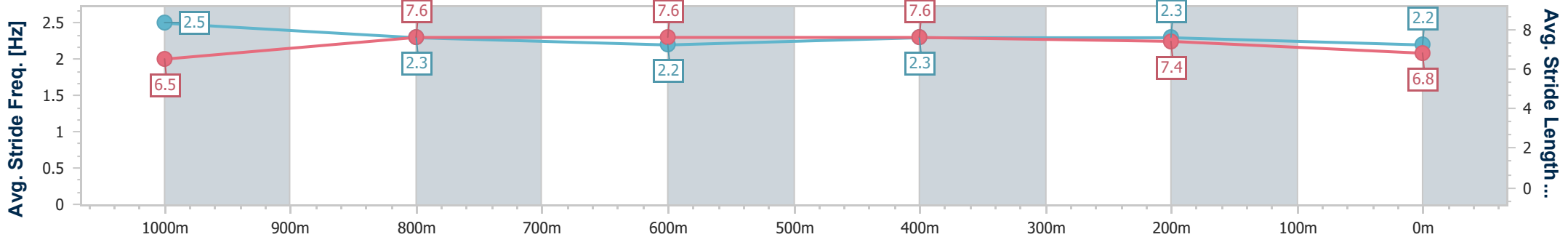
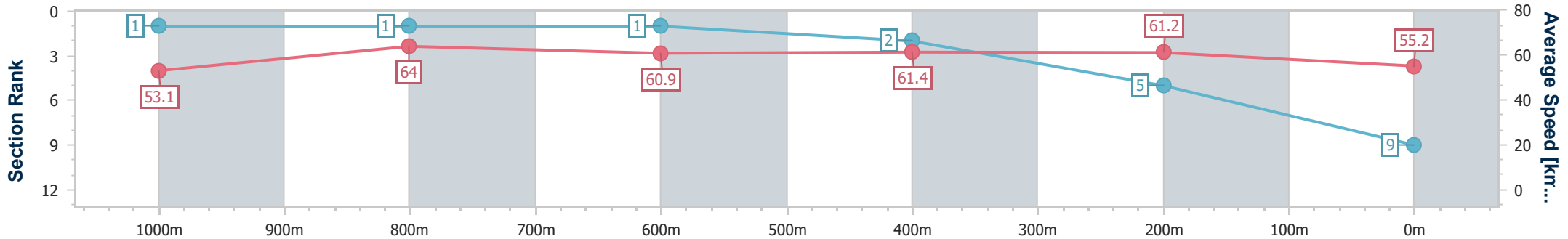


BRISBANE
 RACING CLUB

10 July 2024 - 12:31

Track Rating: Soft 7, Weather: Overcast, Rail Position: +11m Entire

Section	Overall	1000m	800m	600m	400m	200m
Section Times	1:13.33 [9] (0:13.62)	0:59.71 [1] (0:11.31)	0:48.40 [1] (0:11.84)	0:36.56 [1] (0:11.79)	0:24.77 [2] (0:11.72)	0:13.05 [5] (0:13.05)
Average Speed [km/h]	53.1	64.0	60.9	61.4	61.2	55.2
Top Speed [km/h]	66.0	65.8	62.8	62.8	63.2	59.2
Avg. Dist. to Rail [m]	1.8	1.2	0.9	0.5	0.7	1.3
Avg. Stride Freq. [Hz]	2.5	2.3	2.2	2.3	2.3	2.2
Avg. Stride Length [m]	6.5	7.6	7.6	7.6	7.4	6.8



- [] Ranking at each section and finish
- .-.- No data available at this section
- NA No data available



Horse/Jockey Name	Kool Bruce
Final Rank	10
Fastest Section Time (Section)	0:11.26 (1000m)
Top Speed [km/h] (Section)	67.7 (1000m)
Race State	Finished



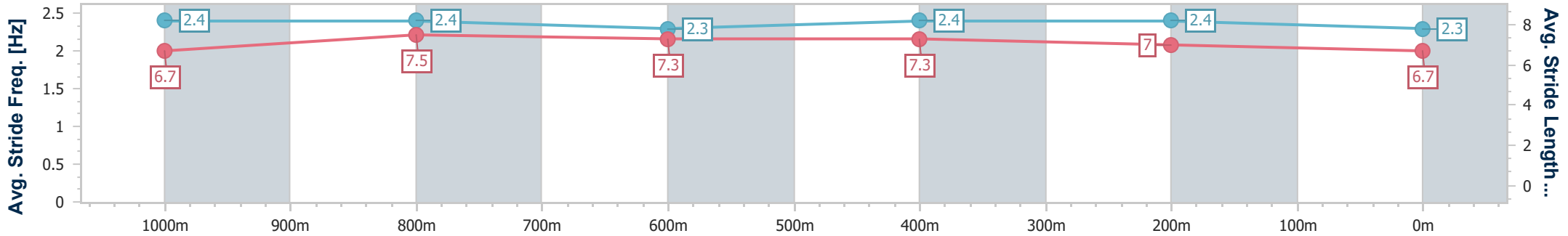
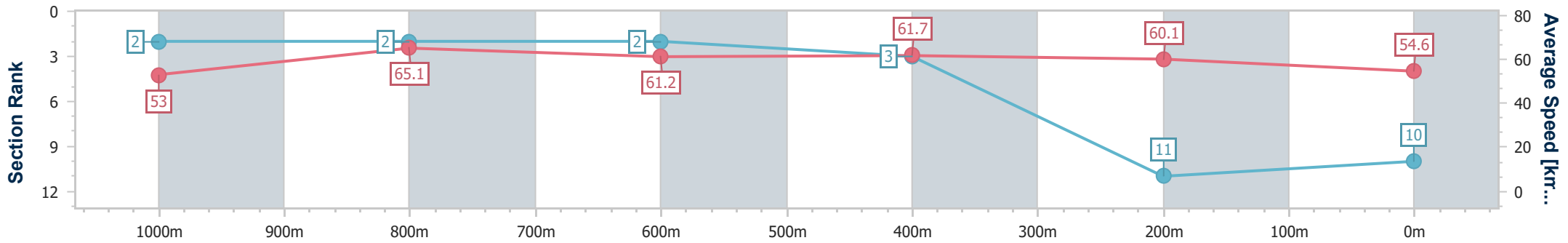
Eagle Farm QLD Professional
 Race 1: TEDDY BEARS PICNIC 3 AUGUST QTIS Two-Year-Old
 Maiden Plate - 1200m
 10 July 2024 - 12:31



BRISBANE
 RACING CLUB

Track Rating: Soft 7, Weather: Overcast, Rail Position: +11m Entire

Section	Overall	1000m	800m	600m	400m	200m
Section Times	1:13.75 [10] (0:13.67)	1:00.08 [2] (0:11.26)	0:48.82 [2] (0:11.91)	0:36.91 [2] (0:11.78)	0:25.13 [3] (0:11.97)	0:13.16 [11] (0:13.16)
Average Speed [km/h]	53.0	65.1	61.2	61.7	60.1	54.6
Top Speed [km/h]	66.2	67.7	62.9	62.5	61.6	58.6
Avg. Dist. to Rail [m]	6.6	3.6	2.6	1.4	0.3	1.1
Avg. Stride Freq. [Hz]	2.4	2.4	2.3	2.4	2.4	2.3
Avg. Stride Length [m]	6.7	7.5	7.3	7.3	7.0	6.7



- [] Ranking at each section and finish
- .-.- No data available at this section
- NA No data available



Horse/Jockey Name	Wanganeen
Final Rank	11
Fastest Section Time (Section)	0:11.08 (1000m)
Top Speed [km/h] (Section)	68.4 (1000m)
Race State	Finished



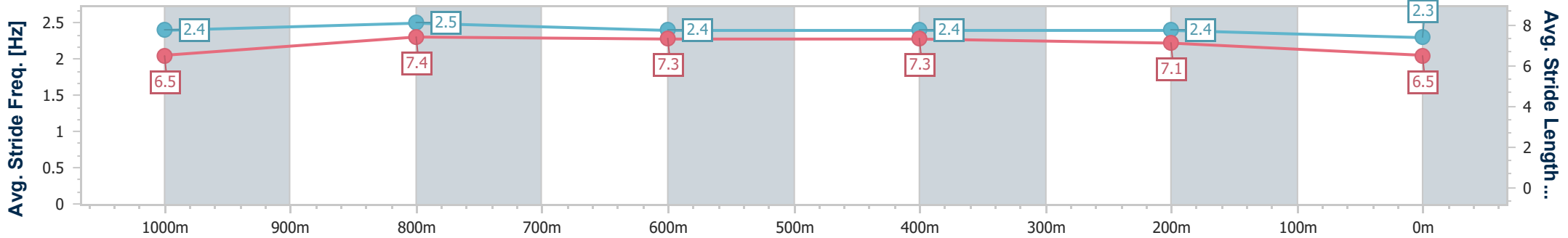
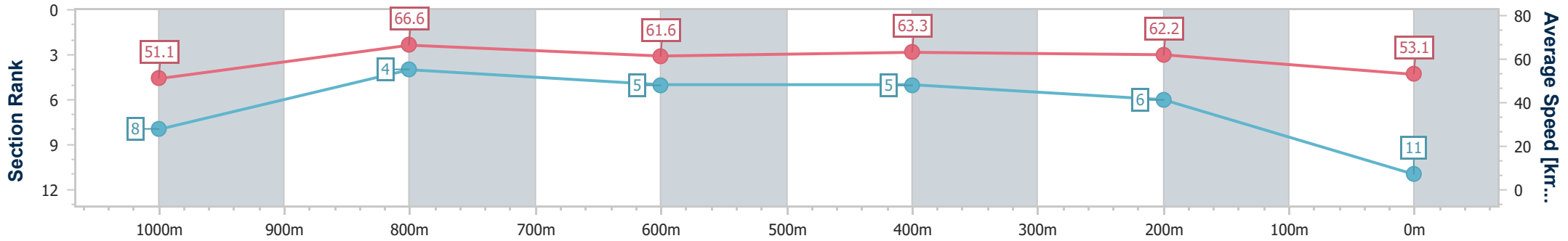
Eagle Farm QLD Professional
 Race 1: TEDDY BEARS PICNIC 3 AUGUST QTIS Two-Year-Old
 Maiden Plate - 1200m
 10 July 2024 - 12:31



BRISBANE
 RACING CLUB

Track Rating: Soft 7, Weather: Overcast, Rail Position: +11m Entire

Section	Overall	1000m	800m	600m	400m	200m
Section Times	1:13.87 [11] (0:14.16)	0:59.71 [8] (0:11.08)	0:48.63 [4] (0:11.91)	0:36.72 [5] (0:11.57)	0:25.15 [5] (0:11.61)	0:13.54 [6] (0:13.54)
Average Speed [km/h]	51.1	66.6	61.6	63.3	62.2	53.1
Top Speed [km/h]	66.9	68.4	63.4	65.2	63.6	58.7
Avg. Dist. to Rail [m]	5.1	4.7	4.1	4.3	3.4	4.3
Avg. Stride Freq. [Hz]	2.4	2.5	2.4	2.4	2.4	2.3
Avg. Stride Length [m]	6.5	7.4	7.3	7.3	7.1	6.5



- [] Ranking at each section and finish
- .-.- No data available at this section
- NA No data available