



Townsville QLD Professional

Race 7: MAGIC MILLIONS TOWNSVILLE DOLLARS QTIS Three-Year-Old Handicap - 1400m

07 July 2024 - 15:28



Track Rating: Soft 5, Weather: Fine, Rail Position: +8m 1000m-W/Post; +3.5m Remainder

Section		Overall	1200m	1000m	800m	600m	400m	Last 600m				
Field Times		1:23.11 (0:14.82)	1:08.29 (0:11.45)	0:56.84 (0:11.53)	0:45.31 (0:11.03)	0:34.28 (0:11.04)	0:23.24 (0:11.21)	0:34.28				
Rank	TAB Horse/Jockey	Barrier	Top Speed [km/h]	Fastest Section	Distance Travelled [m]							
1	1 SWEET KISSES Ashley Butler	3	66.9 800m	0:11.03 800m	1:23.11 [1] (0:14.82)	1:08.29 [1] (0:11.45)	0:56.84 [1] (0:11.53)	0:45.31 [1] (0:11.03)	0:34.28 [1] (0:11.04)	0:23.24 [1] (0:11.21)	0:34.28	
2	8 RELIABLE WITNESS Nathan Thomas	1	67.8 600m	0:10.92 600m	1:23.13 [2] (0:15.46)	1:07.67 [7] (0:11.38)	0:56.29 [6] (0:11.56)	0:44.73 [6] (0:11.07)	0:33.66 [6] (0:10.92)	0:22.74 [6] (0:11.11)	0:33.66	+1
3	2 BEAU RAIN Lacey Morrison	4	67.9 Overall	0:11.02 800m	1:23.31 [3] (0:14.92)	1:08.39 [2] (0:11.44)	0:56.95 [2] (0:11.58)	0:45.37 [2] (0:11.02)	0:34.35 [2] (0:11.07)	0:23.28 [2] (0:11.25)	0:34.35	+4
4	11 PURPOSE 'N' VISION Chelsea Jokic	2	67.6 600m	0:11.02 600m	1:23.42 [4] (0:15.10)	1:08.32 [3] (0:11.49)	0:56.83 [3] (0:11.53)	0:45.30 [3] (0:11.05)	0:34.25 [5] (0:11.02)	0:23.23 [4] (0:11.19)	0:34.25	+1
5	7 ULTIMATE Graham Kliese	8	68.6 600m	0:10.83 600m	1:23.52 [5] (0:15.40)	1:08.12 [6] (0:11.45)	0:56.67 [7] (0:11.82)	0:44.85 [7] (0:10.93)	0:33.92 [7] (0:10.83)	0:23.09 [7] (0:11.17)	0:33.92	+6
6	5 DECRYPTING GOLD Corey Bayliss	7	67.7 800m	0:11.00 800m	1:23.68 [6] (0:15.21)	1:08.47 [4] (0:11.44)	0:57.03 [4] (0:11.50)	0:45.53 [4] (0:11.00)	0:34.53 [4] (0:11.10)	0:23.43 [5] (0:11.28)	0:34.53	+3
7	6 YELLOWSTONE BETH Chris Whiteley	11	68.1 600m	0:10.84 600m	1:23.83 [7] (0:15.82)	1:08.01 [11] (0:11.43)	0:56.58 [10] (0:11.64)	0:44.94 [10] (0:11.02)	0:33.92 [9] (0:10.84)	0:23.08 [9] (0:11.10)	0:33.92	+0
8	10 CRAICARO Pietro Romeo	5	67.9 400m	0:10.93 600m	1:23.85 [8] (0:15.60)	1:08.25 [9] (0:11.48)	0:56.77 [9] (0:11.78)	0:44.99 [9] (0:11.25)	0:33.74 [10] (0:10.93)	0:22.81 [10] (0:10.93)	0:33.74	+6
9	4 BETTA AL Ryan Wiggins	12	67.5 800m	0:10.94 600m	1:23.85 [9] (0:15.55)	1:08.30 [8] (0:11.52)	0:56.78 [8] (0:11.69)	0:45.09 [8] (0:11.04)	0:34.05 [8] (0:10.94)	0:23.11 [8] (0:11.10)	0:34.05	+5
10	3 CENTRAL PARK Adrian Layt	9	68.5 800m	0:10.93 800m	1:24.13 [10] (0:15.31)	1:08.82 [5] (0:11.42)	0:57.40 [5] (0:11.44)	0:45.96 [5] (0:10.93)	0:35.03 [3] (0:11.07)	0:23.96 [3] (0:11.40)	0:35.03	+7

Scratched: Spontaneous Choice (#12)



Townsville QLD Professional
Race 7: MAGIC MILLIONS TOWNSVILLE DOLLARS QTIS Three-Year-Old
Handicap - 1400m
07 July 2024 - 15:28



Track Rating: Soft 5, Weather: Fine, Rail Position: +8m 1000m-W/Post; +3.5m Remainder

Section	Overall	1200m	1000m	800m	600m	400m	Last 600m
Field Times	1:23.11 (0:14.82)	1:08.29 (0:11.45)	0:56.84 (0:11.53)	0:45.31 (0:11.03)	0:34.28 (0:11.04)	0:23.24 (0:11.21)	0:34.28

Rank	TAB	Horse/Jockey	Barrier	Top Speed [km/h]	Fastest Section	Overall	1200m	1000m	800m	600m	400m	Last 600m	Distance Travelled [m]
11	9	STORE BEACH	10	66.5	0:11.05	1:29.33 [11]	1:13.55 [10]	1:01.97 [11]	0:50.19 [11]	0:39.14 [11]	0:27.92 [11]	0:39.14	+2
		Scott Sheargold		800m	800m	(0:15.78)	(0:11.58)	(0:11.78)	(0:11.05)	(0:11.22)	(0:12.08)		

Scratched: Spontaneous Choice (#12)



Townsville QLD Professional
Race 7: MAGIC MILLIONS TOWNSVILLE DOLLARS QTIS Three-Year-Old
Handicap - 1400m
07 July 2024 - 15:28



Track Rating: Soft 5, Weather: Fine, Rail Position: +8m 1000m-W/Post; +3.5m Remainder

Section				200m				Last 600m	
Field Times				0:12.03				0:34.28	
				(0:12.03)					
Rank	TAB	Horse/Jockey	Barrier	Top Speed [km/h]	Fastest Section	Margin			Distance Travelled [m]
1	1	SWEET KISSES	3	66.9	0:11.03	0:12.03 [1]	1:23.11		0:34.28
		Ashley Butler		800m	800m	(0:12.03)			
2	8	RELIABLE WITNESS	1	67.8	0:10.92	0:11.63 [4]	0.15L		0:33.66 +1
		Nathan Thomas		600m	600m	(0:11.63)			
3	2	BEAU RAIN	4	67.9	0:11.02	0:12.03 [2]	1.18L		0:34.35 +4
		Lacey Morrison		Overall	800m	(0:12.03)			
4	11	PURPOSE 'N' VISION	2	67.6	0:11.02	0:12.04 [3]	1.82L		0:34.25 +1
		Chelsea Jokic		600m	600m	(0:12.04)			
5	7	ULTIMATE	8	68.6	0:10.83	0:11.92 [7]	2.41L		0:33.92 +6
		Graham Kliese		600m	600m	(0:11.92)			
6	5	DECRYPTING GOLD	7	67.7	0:11.00	0:12.15 [5]	3.37L		0:34.53 +3
		Corey Bayliss		800m	800m	(0:12.15)			
7	6	YELLOWSTONE BETH	11	68.1	0:10.84	0:11.98 [9]	4.27L		0:33.92 +0
		Chris Whiteley		600m	600m	(0:11.98)			
8	10	CRAICARO	5	67.9	0:10.93	0:11.88 [10]	4.37L		0:33.74 +6
		Pietro Romeo		400m	600m	(0:11.88)			
9	4	BETTA AL	12	67.5	0:10.94	0:12.01 [8]	4.4L		0:34.05 +5
		Ryan Wiggins		800m	600m	(0:12.01)			
10	3	CENTRAL PARK	9	68.5	0:10.93	0:12.56 [6]	6.04L		0:35.03 +7
		Adrian Layt		800m	800m	(0:12.56)			

Scratched: Spontaneous Choice (#12)



Townsville QLD Professional
Race 7: MAGIC MILLIONS TOWNSVILLE DOLLARS QTIS Three-Year-Old
Handicap - 1400m
07 July 2024 - 15:28



Track Rating: Soft 5, Weather: Fine, Rail Position: +8m 1000m-W/Post; +3.5m Remainder

Section				200m				Last 600m		
Field Times				0:12.03 (0:12.03)				0:34.28		
Rank	TAB	Horse/Jockey	Barrier	Top Speed [km/h]	Fastest Section	Margin			Distance Travelled [m]	
11	9	STORE BEACH	10	66.5	0:11.05	0:15.84 [11]	36.62L		0:39.14	+2
		Scott Sheargold		800m	800m	(0:15.84)				

Scratched: Spontaneous Choice (#12)



Horse/Jockey Name	Sweet Kisses
Final Rank	1
Fastest Section Time (Section)	0:11.03 (800m)
Top Speed [km/h] (Section)	66.9 (800m)
Race State	Finished

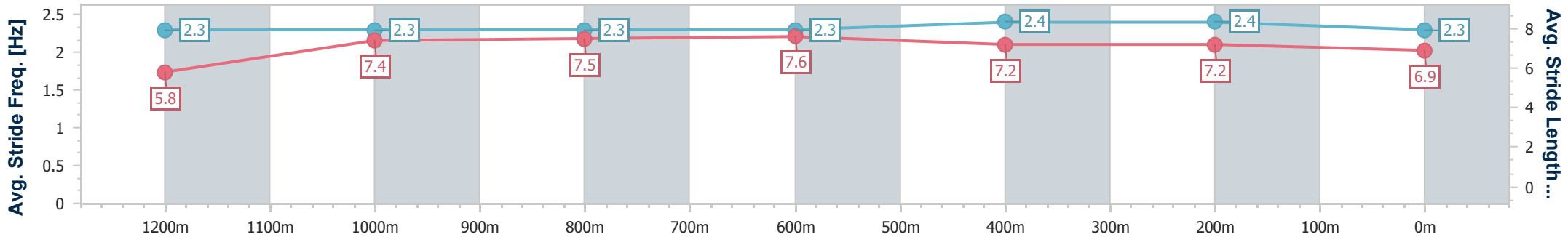
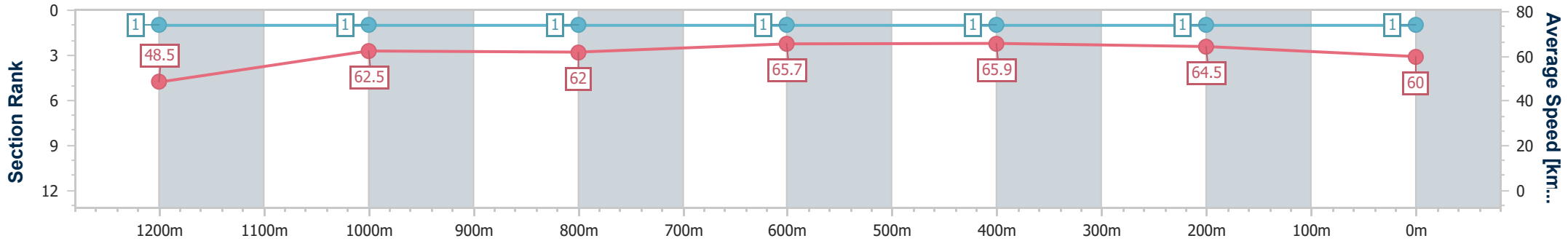


Townsville QLD Professional
Race 7: MAGIC MILLIONS TOWNSVILLE DOLLARS QTIS Three-Year-Old Handicap - 1400m



07 July 2024 - 15:28
Track Rating: Soft 5, Weather: Fine, Rail Position: +8m 1000m-W/Post; +3.5m Remainder

Section	Overall	1200m	1000m	800m	600m	400m	200m						
Section Times	1:23.11 [1] (0:14.82)	1:08.29 [1] (0:11.45)	0:56.84 [1] (0:11.53)	0:45.31 [1] (0:11.03)	0:34.28 [1] (0:11.04)	0:23.24 [1] (0:11.21)	0:12.03 [1] (0:12.03)						
Average Speed [km/h]	48.5	62.5	62.0	65.7	65.9	64.5	60.0						
Top Speed [km/h]	65.3	64.3	64.0	66.9	66.9	65.3	62.7						
Avg. Dist. to Rail [m]	5.7	1.6	1.5	1.1	2.0	3.2	4.2						
Avg. Stride Freq. [Hz]	2.3	2.3	2.3	2.3	2.4	2.4	2.3						
Avg. Stride Length [m]	5.8	7.4	7.5	7.6	7.2	7.2	6.9						



- [] Ranking at each section and finish
- .-.- No data available at this section
- NA No data available



Horse/Jockey Name	Reliable Witness
Final Rank	2
Fastest Section Time (Section)	0:10.92 (600m)
Top Speed [km/h] (Section)	67.8 (600m)
Race State	Finished

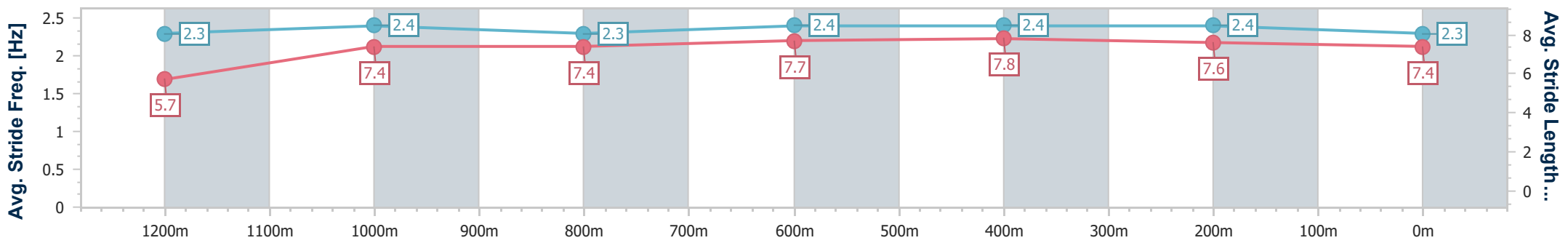
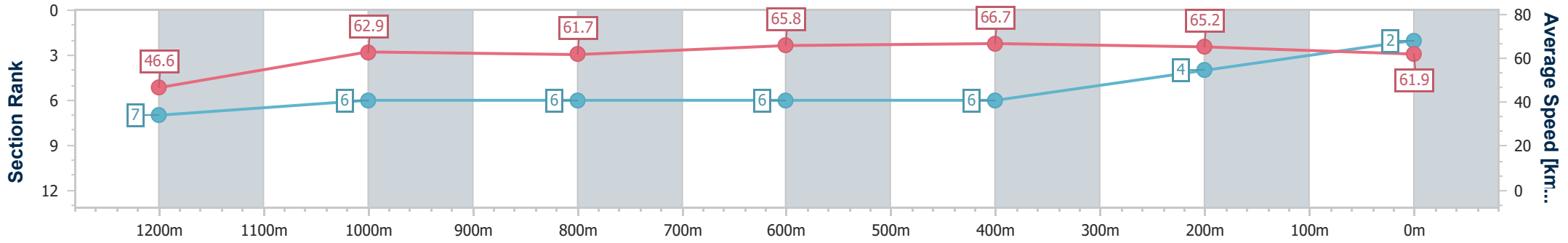


Townsville QLD Professional
Race 7: MAGIC MILLIONS TOWNSVILLE DOLLARS QTIS Three-Year-Old Handicap - 1400m



07 July 2024 - 15:28
Track Rating: Soft 5, Weather: Fine, Rail Position: +8m 1000m-W/Post; +3.5m Remainder

Section	Overall	1200m	1000m	800m	600m	400m	200m							
Section Times	1:23.13 [2] (0:15.46)	1:07.67 [7] (0:11.38)	0:56.29 [6] (0:11.56)	0:44.73 [6] (0:11.07)	0:33.66 [6] (0:10.92)	0:22.74 [6] (0:11.11)	0:11.63 [4] (0:11.63)							
Average Speed [km/h]	46.6	62.9	61.7	65.8	66.7	65.2	61.9							
Top Speed [km/h]	63.6	63.3	65.0	66.9	67.8	66.9	64.2							
Avg. Dist. to Rail [m]	3.7	2.3	2.1	2.2	2.4	4.2	6.6							
Avg. Stride Freq. [Hz]	2.3	2.4	2.3	2.4	2.4	2.4	2.3							
Avg. Stride Length [m]	5.7	7.4	7.4	7.7	7.8	7.6	7.4							



- [] Ranking at each section and finish
- .-.- No data available at this section
- NA No data available



Horse/Jockey Name	Beau Rain
Final Rank	3
Fastest Section Time (Section)	0:11.02 (800m)
Top Speed [km/h] (Section)	67.9 (Overall)
Race State	Finished

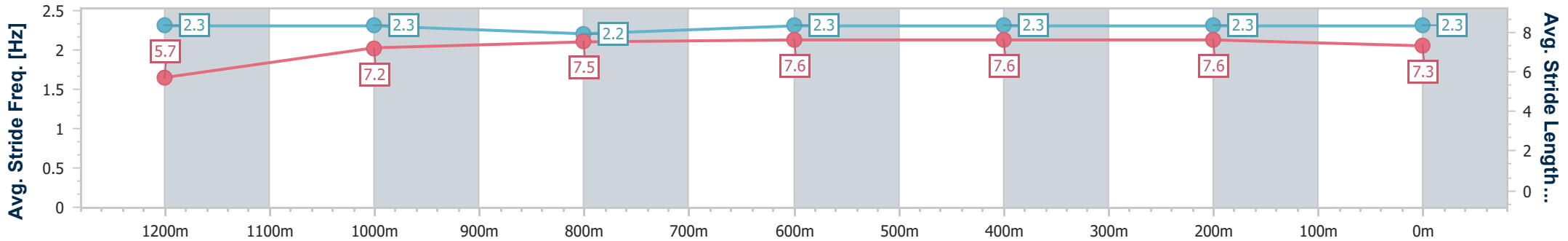
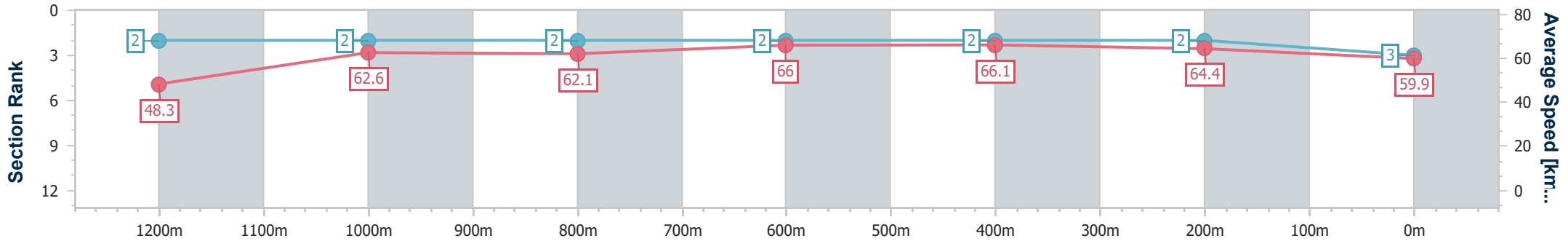


Townsville QLD Professional
Race 7: MAGIC MILLIONS TOWNSVILLE DOLLARS QTIS Three-Year-Old Handicap - 1400m



07 July 2024 - 15:28
Track Rating: Soft 5, Weather: Fine, Rail Position: +8m 1000m-W/Post; +3.5m Remainder

Section	Overall	1200m	1000m	800m	600m	400m	200m
Section Times	1:23.31 [3] (0:14.92)	1:08.39 [2] (0:11.44)	0:56.95 [2] (0:11.58)	0:45.37 [2] (0:11.02)	0:34.35 [2] (0:11.07)	0:23.28 [2] (0:11.25)	0:12.03 [2] (0:12.03)
Average Speed [km/h]	48.3	62.6	62.1	66.0	66.1	64.4	59.9
Top Speed [km/h]	67.9	64.8	64.6	66.9	66.8	65.8	62.6
Avg. Dist. to Rail [m]	6.2	1.5	1.1	2.0	3.4	4.6	5.4
Avg. Stride Freq. [Hz]	2.3	2.3	2.2	2.3	2.3	2.3	2.3
Avg. Stride Length [m]	5.7	7.2	7.5	7.6	7.6	7.6	7.3



- [] Ranking at each section and finish
- .-.- No data available at this section
- NA No data available



Horse/Jockey Name	Purpose 'N' Vision
Final Rank	4
Fastest Section Time (Section)	0:11.02 (600m)
Top Speed [km/h] (Section)	67.6 (600m)
Race State	Finished

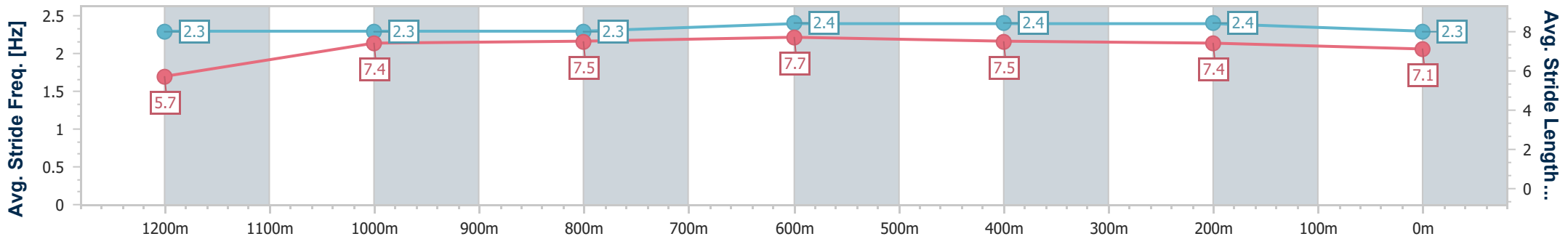
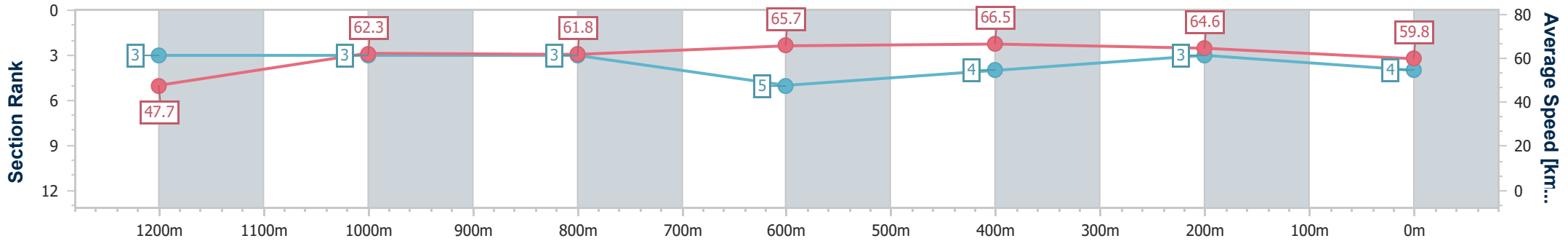


Townsville QLD Professional
Race 7: MAGIC MILLIONS TOWNSVILLE DOLLARS QTIS Three-Year-Old Handicap - 1400m



07 July 2024 - 15:28
Track Rating: Soft 5, Weather: Fine, Rail Position: +8m 1000m-W/Post; +3.5m Remainder

Section	Overall	1200m	1000m	800m	600m	400m	200m							
Section Times	1:23.42 [4] (0:15.10)	1:08.32 [3] (0:11.49)	0:56.83 [3] (0:11.53)	0:45.30 [3] (0:11.05)	0:34.25 [5] (0:11.02)	0:23.23 [4] (0:11.19)	0:12.04 [3] (0:12.04)							
Average Speed [km/h]	47.7	62.3	61.8	65.7	66.5	64.6	59.8							
Top Speed [km/h]	64.9	63.5	64.5	67.1	67.6	66.6	63.2							
Avg. Dist. to Rail [m]	4.0	2.4	2.0	1.6	3.2	3.3	3.8							
Avg. Stride Freq. [Hz]	2.3	2.3	2.3	2.4	2.4	2.4	2.3							
Avg. Stride Length [m]	5.7	7.4	7.5	7.7	7.5	7.4	7.1							



- [] Ranking at each section and finish
- .-.- No data available at this section
- NA No data available



Horse/Jockey Name	Ultimate
Final Rank	5
Fastest Section Time (Section)	0:10.83 (600m)
Top Speed [km/h] (Section)	68.6 (600m)
Race State	Finished

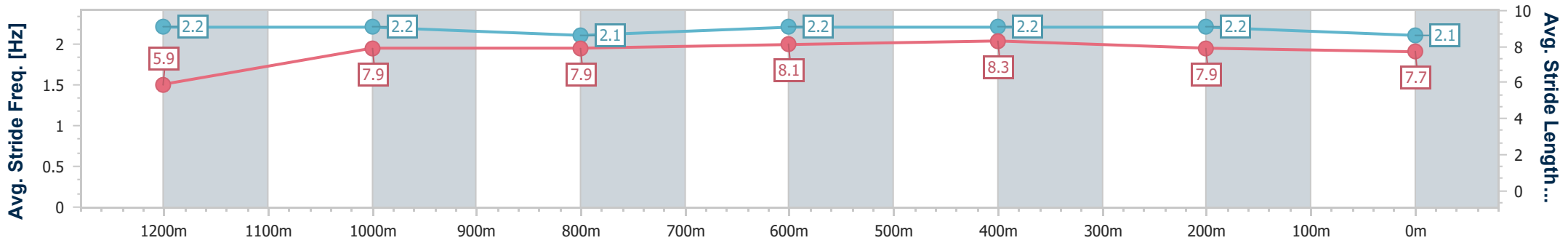
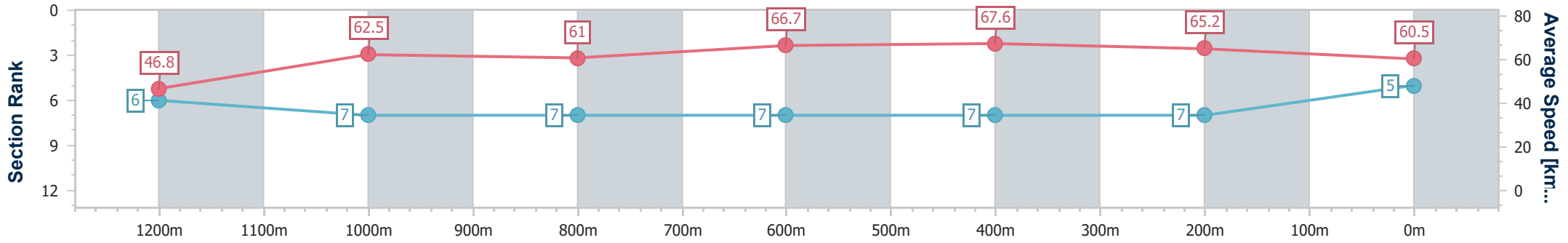


Townsville QLD Professional
Race 7: MAGIC MILLIONS TOWNSVILLE DOLLARS QTIS Three-Year-Old Handicap - 1400m



07 July 2024 - 15:28
Track Rating: Soft 5, Weather: Fine, Rail Position: +8m 1000m-W/Post; +3.5m Remainder

Section	Overall	1200m	1000m	800m	600m	400m	200m							
Section Times	1:23.52 [5] (0:15.40)	1:08.12 [6] (0:11.45)	0:56.67 [7] (0:11.82)	0:44.85 [7] (0:10.93)	0:33.92 [7] (0:10.83)	0:23.09 [7] (0:11.17)	0:11.92 [7] (0:11.92)							
Average Speed [km/h]	46.8	62.5	61.0	66.7	67.6	65.2	60.5							
Top Speed [km/h]	67.9	63.8	64.5	68.2	68.6	66.7	63.6							
Avg. Dist. to Rail [m]	8.0	1.6	1.1	2.4	4.0	7.4	9.4							
Avg. Stride Freq. [Hz]	2.2	2.2	2.1	2.2	2.2	2.2	2.1							
Avg. Stride Length [m]	5.9	7.9	7.9	8.1	8.3	7.9	7.7							



- [] Ranking at each section and finish
- .-.- No data available at this section
- NA No data available



Horse/Jockey Name	Decrypting Gold
Final Rank	6
Fastest Section Time (Section)	0:11.00 (800m)
Top Speed [km/h] (Section)	67.7 (800m)
Race State	Finished

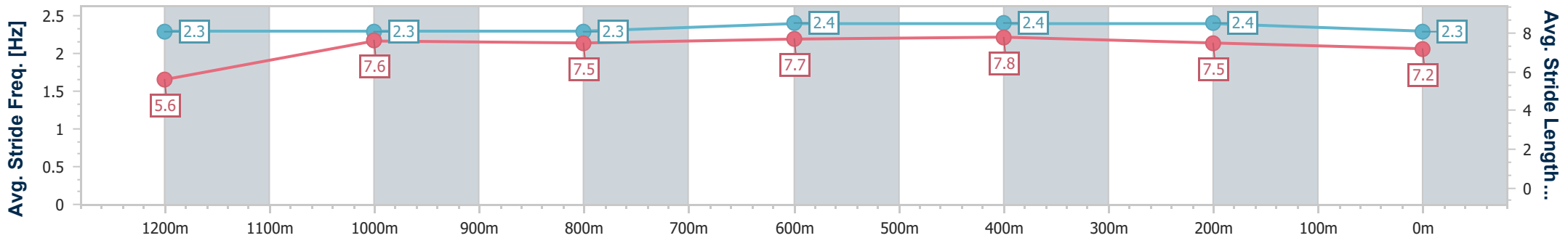
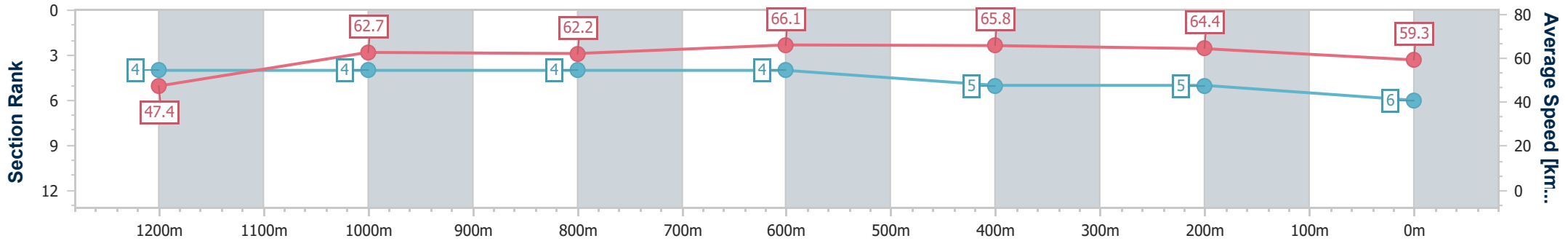


Townsville QLD Professional
Race 7: MAGIC MILLIONS TOWNSVILLE DOLLARS QTIS Three-Year-Old Handicap - 1400m



07 July 2024 - 15:28
Track Rating: Soft 5, Weather: Fine, Rail Position: +8m 1000m-W/Post; +3.5m Remainder

Section	Overall	1200m	1000m	800m	600m	400m	200m							
Section Times	1:23.68 [6] (0:15.21)	1:08.47 [4] (0:11.44)	0:57.03 [4] (0:11.50)	0:45.53 [4] (0:11.00)	0:34.53 [4] (0:11.10)	0:23.43 [5] (0:11.28)	0:12.15 [5] (0:12.15)							
Average Speed [km/h]	47.4	62.7	62.2	66.1	65.8	64.4	59.3							
Top Speed [km/h]	64.6	64.3	64.7	67.7	67.2	66.2	62.5							
Avg. Dist. to Rail [m]	7.0	1.9	1.9	2.0	3.6	5.2	7.7							
Avg. Stride Freq. [Hz]	2.3	2.3	2.3	2.4	2.4	2.4	2.3							
Avg. Stride Length [m]	5.6	7.6	7.5	7.7	7.8	7.5	7.2							



- [] Ranking at each section and finish
- .-.- No data available at this section
- NA No data available



Horse/Jockey Name	Yellowstone Beth
Final Rank	7
Fastest Section Time (Section)	0:10.84 (600m)
Top Speed [km/h] (Section)	68.1 (600m)
Race State	Finished

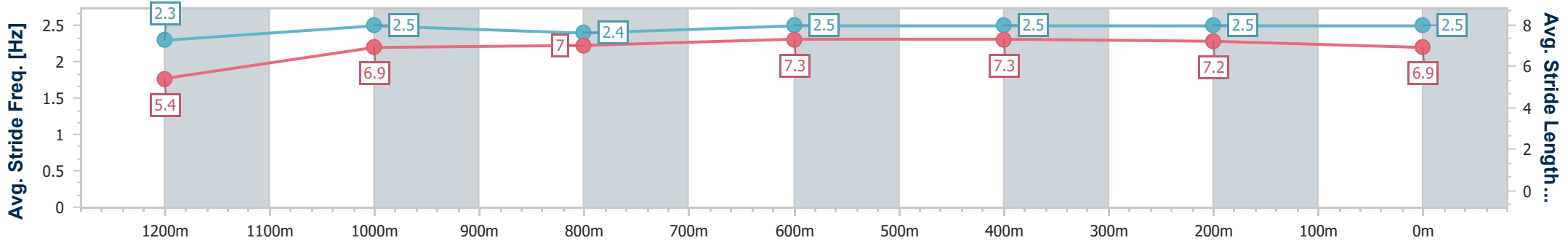
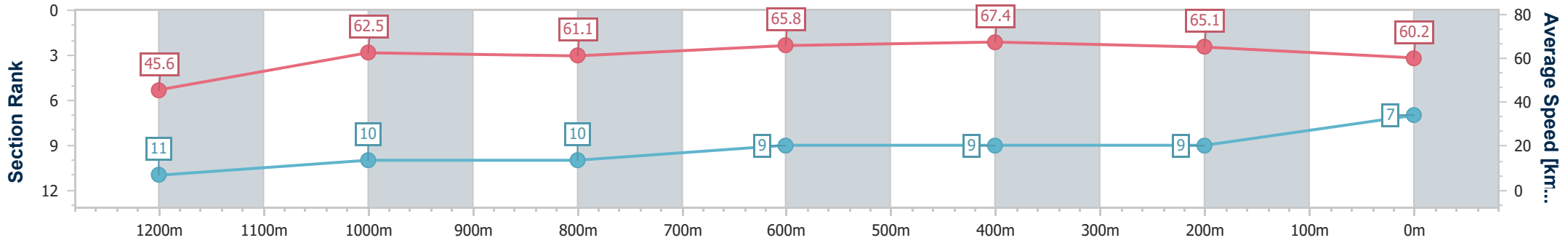


Townsville QLD Professional
Race 7: MAGIC MILLIONS TOWNSVILLE DOLLARS QTIS Three-Year-Old Handicap - 1400m



07 July 2024 - 15:28
Track Rating: Soft 5, Weather: Fine, Rail Position: +8m 1000m-W/Post; +3.5m Remainder

Section	Overall	1200m	1000m	800m	600m	400m	200m							
Section Times	1:23.83 [7] (0:15.82)	1:08.01 [11] (0:11.43)	0:56.58 [10] (0:11.64)	0:44.94 [10] (0:11.02)	0:33.92 [9] (0:10.84)	0:23.08 [9] (0:11.10)	0:11.98 [9] (0:11.98)							
Average Speed [km/h]	45.6	62.5	61.1	65.8	67.4	65.1	60.2							
Top Speed [km/h]	64.8	63.3	64.3	68.0	68.1	66.4	64.1							
Avg. Dist. to Rail [m]	7.8	2.4	3.2	1.9	2.9	3.5	5.4							
Avg. Stride Freq. [Hz]	2.3	2.5	2.4	2.5	2.5	2.5	2.5							
Avg. Stride Length [m]	5.4	6.9	7.0	7.3	7.3	7.2	6.9							



- [] Ranking at each section and finish
- .-.- No data available at this section
- NA No data available



Horse/Jockey Name	Craicaro
Final Rank	8
Fastest Section Time (Section)	0:10.93 (600m)
Top Speed [km/h] (Section)	67.9 (400m)
Race State	Finished

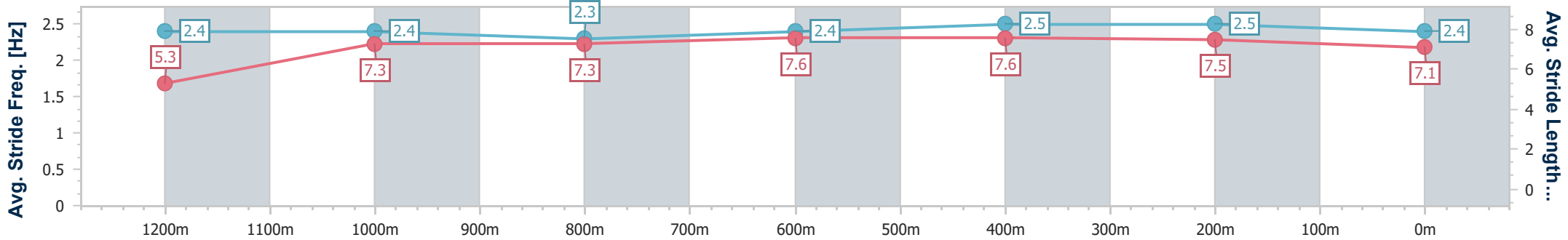
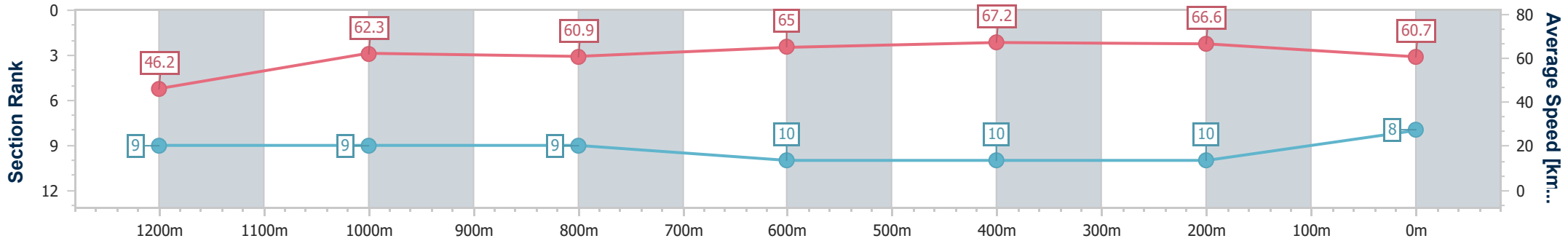


Townsville QLD Professional
Race 7: MAGIC MILLIONS TOWNSVILLE DOLLARS QTIS Three-Year-Old Handicap - 1400m



07 July 2024 - 15:28
Track Rating: Soft 5, Weather: Fine, Rail Position: +8m 1000m-W/Post; +3.5m Remainder

Section	Overall	1200m	1000m	800m	600m	400m	200m						
Section Times	1:23.85 [8] (0:15.60)	1:08.25 [9] (0:11.48)	0:56.77 [9] (0:11.78)	0:44.99 [9] (0:11.25)	0:33.74 [10] (0:10.93)	0:22.81 [10] (0:10.93)	0:11.88 [10] (0:11.88)						
Average Speed [km/h]	46.2	62.3	60.9	65.0	67.2	66.6	60.7						
Top Speed [km/h]	63.4	64.9	62.9	67.2	67.6	67.9	64.5						
Avg. Dist. to Rail [m]	5.5	1.8	1.6	3.0	3.9	8.3	12.2						
Avg. Stride Freq. [Hz]	2.4	2.4	2.3	2.4	2.5	2.5	2.4						
Avg. Stride Length [m]	5.3	7.3	7.3	7.6	7.6	7.5	7.1						



- [] Ranking at each section and finish
- .-.- No data available at this section
- NA No data available



Horse/Jockey Name	Betta AI
Final Rank	9
Fastest Section Time (Section)	0:10.94 (600m)
Top Speed [km/h] (Section)	67.5 (800m)
Race State	Finished

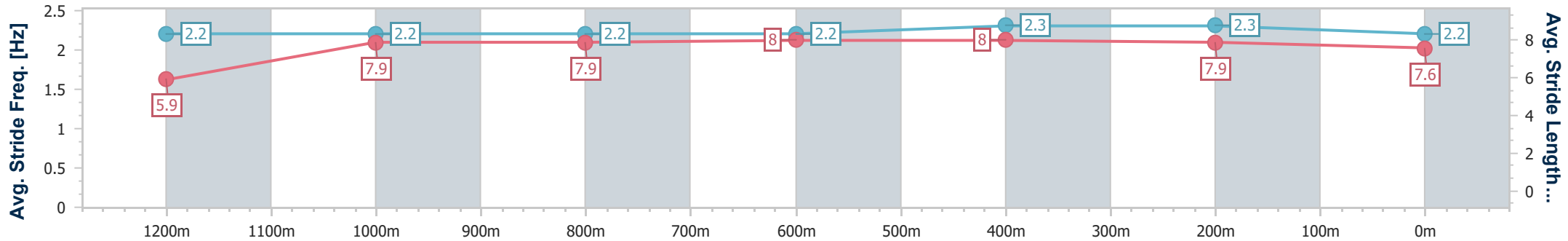
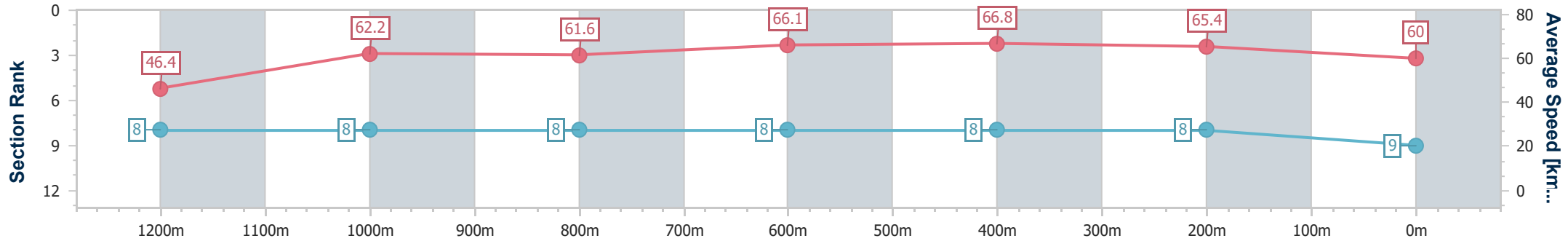


Townsville QLD Professional
Race 7: MAGIC MILLIONS TOWNSVILLE DOLLARS QTIS Three-Year-Old Handicap - 1400m



07 July 2024 - 15:28
Track Rating: Soft 5, Weather: Fine, Rail Position: +8m 1000m-W/Post; +3.5m Remainder

Section	Overall	1200m	1000m	800m	600m	400m	200m							
Section Times	1:23.85 [9] (0:15.55)	1:08.30 [8] (0:11.52)	0:56.78 [8] (0:11.69)	0:45.09 [8] (0:11.04)	0:34.05 [8] (0:10.94)	0:23.11 [8] (0:11.10)	0:12.01 [8] (0:12.01)							
Average Speed [km/h]	46.4	62.2	61.6	66.1	66.8	65.4	60.0							
Top Speed [km/h]	66.2	64.0	63.5	67.5	67.2	66.7	63.2							
Avg. Dist. to Rail [m]	9.5	1.9	1.4	2.6	3.5	5.3	9.6							
Avg. Stride Freq. [Hz]	2.2	2.2	2.2	2.2	2.3	2.3	2.2							
Avg. Stride Length [m]	5.9	7.9	7.9	8.0	8.0	7.9	7.6							



- [] Ranking at each section and finish
- .-.- No data available at this section
- NA No data available



Horse/Jockey Name	Central Park
Final Rank	10
Fastest Section Time (Section)	0:10.93 (800m)
Top Speed [km/h] (Section)	68.5 (800m)
Race State	Finished

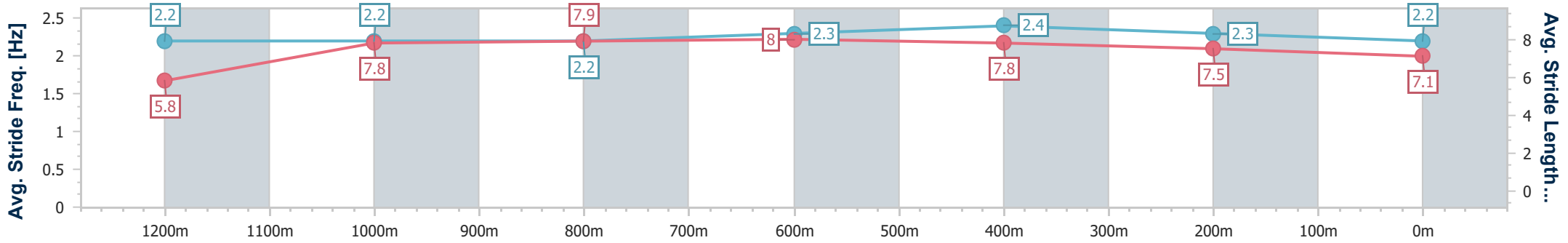
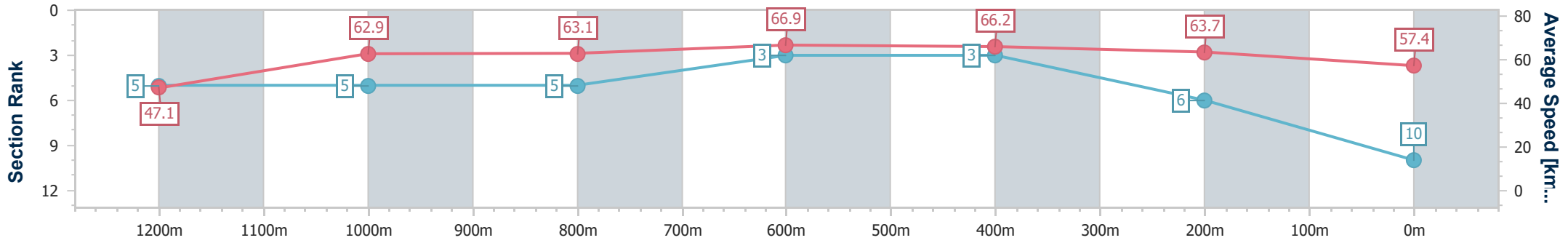


Townsville QLD Professional
Race 7: MAGIC MILLIONS TOWNSVILLE DOLLARS QTIS Three-Year-Old Handicap - 1400m



07 July 2024 - 15:28
Track Rating: Soft 5, Weather: Fine, Rail Position: +8m 1000m-W/Post; +3.5m Remainder

Section	Overall	1200m	1000m	800m	600m	400m	200m							
Section Times	1:24.13 [10] (0:15.31)	1:08.82 [5] (0:11.42)	0:57.40 [5] (0:11.44)	0:45.96 [5] (0:10.93)	0:35.03 [3] (0:11.07)	0:23.96 [3] (0:11.40)	0:12.56 [6]							
Average Speed [km/h]	47.1	62.9	63.1	66.9	66.2	63.7	57.4							
Top Speed [km/h]	62.3	64.3	65.6	68.5	67.9	65.0	61.5							
Avg. Dist. to Rail [m]	8.9	1.8	1.2	3.2	3.9	5.6	8.1							
Avg. Stride Freq. [Hz]	2.2	2.2	2.2	2.3	2.4	2.3	2.2							
Avg. Stride Length [m]	5.8	7.8	7.9	8.0	7.8	7.5	7.1							



- [] Ranking at each section and finish
- .-.- No data available at this section
- NA No data available



Horse/Jockey Name	Store Beach
Final Rank	11
Fastest Section Time (Section)	0:11.05 (800m)
Top Speed [km/h] (Section)	66.5 (800m)
Race State	Finished

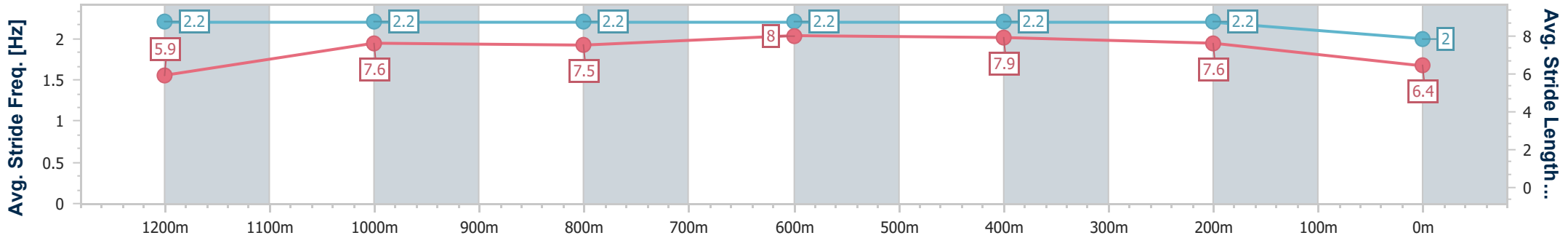
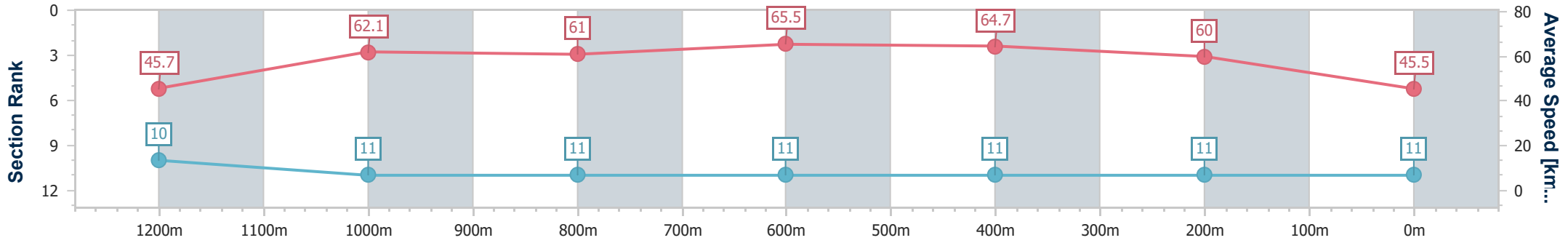


Townsville QLD Professional
Race 7: MAGIC MILLIONS TOWNSVILLE DOLLARS QTIS Three-Year-Old Handicap - 1400m



07 July 2024 - 15:28
Track Rating: Soft 5, Weather: Fine, Rail Position: +8m 1000m-W/Post; +3.5m Remainder

Section	Overall	1200m	1000m	800m	600m	400m	200m
Section Times	1:29.33 [11] (0:15.78)	1:13.55 [10] (0:11.58)	1:01.97 [11] (0:11.78)	0:50.19 [11] (0:11.05)	0:39.14 [11] (0:11.22)	0:27.92 [11] (0:12.08)	0:15.84 [11] (0:15.84)
Average Speed [km/h]	45.7	62.1	61.0	65.5	64.7	60.0	45.5
Top Speed [km/h]	62.2	64.6	63.6	66.5	66.5	62.8	56.4
Avg. Dist. to Rail [m]	8.6	1.4	0.8	1.0	2.3	4.3	4.8
Avg. Stride Freq. [Hz]	2.2	2.2	2.2	2.2	2.2	2.2	2.0
Avg. Stride Length [m]	5.9	7.6	7.5	8.0	7.9	7.6	6.4



- [] Ranking at each section and finish
- .-.- No data available at this section
- NA No data available